
Systems and Freestanding Furniture

Volume 1a

Terms and Conditions	2
Sample Order Form	10
Participating Steelcase Dealers	12
Steelcase Showrooms and Manufacturing Locations	18

Product Information	
Kick (SIN 711.1)	19
Avenir (SIN 711.1)	101
Series 9000 (SIN 711.1)	243

Resources	463
Style Number Index	464

► For a list of all trademarks, refer to the last page of this specification guide.

Terms and Conditions

Customer Information

For more information, please contact your participating Steelcase GSA dealer.

For more information, please contact your participating Steelcase GSA dealer.

For more information, please contact your participating Steelcase GSA dealer.

For more information, please contact your participating Steelcase GSA dealer.

For more information, please contact your participating Steelcase GSA dealer.

For more information, please contact your participating Steelcase GSA dealer.

For more information, please contact your participating Steelcase GSA dealer.

For more information, please contact your participating Steelcase GSA dealer.

Sample Order Form

Sample Order Form

ORDER FOR SUPPLIES OR SERVICES	PAGE	OF	PAGES
---------------------------------------	------	----	-------

IMPORTANT: Mark all packages and papers with contract and/or order numbers.

DATE OF ORDER 1 6-1-04	CONTRACT NO. (If any) 2 GS-27F-0014V	ORDER NO. 3 10 - 000	REQUISITION/REFERENCE NO.
----------------------------------	--	--------------------------------	---------------------------

ISSUING OFFICE (Address correspondence to) 4 GSA 1 Town Street City, State, Zip Name and Telephone Number	SHIP TO: (Consignee and address, ZIP Code) 5 GSA 2 Town Street City, State, Zip Name and Telephone Number
--	--

TO: CONTRACTOR (Name, address and ZIP Code) 6 Steelcase Inc. c/o Participating Dealer 901 44th Street, SE Grand Rapids, MI 49508 Attn: Solutions Fullfillment Team CH-2W-SS (GSA)	Cage Code: 39880	TYPE OF ORDER <input type="checkbox"/> A. PURCHASE — Reference your _____ Please furnish the following on the terms and conditions specified on both sides of this order and on the attached sheets, if any, including delivery as indicated. This purchase is negotiated under authority of: <input type="checkbox"/> B. DELIVERY — Except for billing instructions on the reverse, this delivery order is subject to instructions contained on this side only of this form and is issued subject to the terms and conditions of the above-numbered contract.
--	------------------	---

ACCOUNTING AND APPROPRIATION DATA	REQUISITIONING OFFICE
	BUSINESS CLASSIFICATION (Check appropriate box(es)) 20 <input type="checkbox"/> SMALL <input checked="" type="checkbox"/> OTHER THAN SMALL <input type="checkbox"/> DIS-ADVANTAGED <input type="checkbox"/> WOMEN-OWNED

FCA DESTINATION 7	GOVERNMENT NO.	DELIVER TO FCA DESTINATION ON OR BEFORE (Date) 8 ARO date	DISCOUNT TERMS 9 Net 30 days
PLACE OF INSPECTION AND ACCEPTANCE			

(See reverse for Rejections)

ITEM NO. (A)	SUPPLIES OR SERVICES (B)	QUANTITY ORDERED (C)	UNIT (D)	UNIT PRICE (E)	AMOUNT (F)	QUANTITY ACCEPTED (G)
1	10 One lot of Steelcase Office Furniture: See attached specifications	13 1		14 \$000	15 \$000	
2	11 Design: \$55.41/hour	2	hrs	\$000	\$000	
3	12 Installation	1		\$000	\$000	

SEE BILLING INSTRUCTIONS ON REVERSE	SHIPPING POINT	GROSS SHIPPING WEIGHT	INVOICE NO.		(H) TOT. ◀ (Cont. pages)
	MAIL INVOICE TO: (Include ZIP Code) 17 GSA, 3 Town Street, City, State, Zip			16	(i). GRAND TOTAL ◀ \$000

UNITED STATES OF AMERICA BY (Signature) 18 Contracting Officer signature and telephone no.	NAME (Typed) 19 John Doe, Department Manager TITLE: CONTRACTING/ORDERING OFFICER
--	---

NSN 7540_01_152_8083

50347-101

OPTIONAL FORM 347 (10-83)
Prescribed by GSA
FAR (48 CFR) 53.213 (e)

- 1 Order date
- 2 Contract number
- 3 Order number
- 4 Issuing office: Requester name and telephone number
- 5 Shipping address: Contact name and telephone number
- 6 Contractor:
Steelcase Inc.
c/o Participating Dealer
901 - 44th Street, S.E.
Grand Rapids, MI 49508
Attn: Solutions Fulfillment Team
- 7 FCA destination
- 8 ARO date (After Receipt of Order)
- 9 Terms: Net 30 days
- 10 Complete product description, including SIN number, style number, all applicable surface materials.
- 11 Separate line for design
- 12 Separate line for installation
- 13 Quantity ordered
- 14 Individual unit price
- 15 Amount (quantity x unit price)
- 16 Total cost
- 17 Invoice address
- 18 Authorized contracting officer signature and telephone number
- 19 Authorized contracting officer name and title (typed)
- 20 Steelcase is the seller of record and is not registered as "small," "disadvantaged," or "woman-owned." If one of these boxes is checked in error, a modification will be required.

Please note on order that all invoice payments must be sent to:
Steelcase Inc.
62087 Collection Center Dr.
Chicago, IL 60693-0620

Participating Steelcase Dealers

Alabama

Dekalb Office of Alabama
2901 Second Ave South
Birmingham, AL 35233
Phone: (205) 933-9100

Kyser OfficeWorks Inc.
2400 Spruce Street
Montgomery, AL 36107-3150
Phone: (334) 834-9400
Fax: (334) 262-0701

OEC Business Interiors
104 East I-65 Service Road North
Mobile, AL 36607-2501
Phone: (251) 471-3368
Fax: (251) 471-0019

Office Interiors by OSCO
1300 Meridian Street
Suite 203
Huntsville, AL 35801
Phone: (256) 604-5696
Fax: (256) 604-5699

OSCO Inc.
229 Grant Street SE
Decatur, AL 35601-2511
Phone: (256) 340-5100
Fax: (256) 340-5108

Alaska

Capital Office Systems
1120 East 35th Avenue
Anchorage, AK 99508-4257
Phone: (907) 777-1500
Fax: (907) 777-1515

Capital Office Systems
3201 Industrial Avenue
Fairbanks, AK 99701-7370
Phone: (907) 456-3946
Fax: (907) 452-6257

Capital Office Systems
3143 Channel Drive
Juneau, AK 99801-7214
Phone: (907) 780-3636
Fax: (907) 780-2290

Arizona

Atmosphere Commercial Interiors
8530 S Priest Drive
Tempe, Arizona 85284-1902
Phone: (602) 252-6971
Fax: (602) 252-8222

Atmosphere Commercial Interiors
Suite 105
4585 South Coach Drive
Tucson, Arizona 85714-3462
Phone: (520) 792-4200
Fax: (540) 791-9568

Arkansas

ImageWorks
Suite B
1424 North Shackelford
Little Rock, AR 72211
Phone: (501) 944-7501

Today's Office Inc.
717 West 7th Street
Little Rock, AR 72201-4044
Phone: (501) 375-5050
Fax: (501) 375-1350

Today's Office Inc.
3157 West Sunset Avenue
Springdale, AR 72762-4945
Phone: (479) 751-5861
Fax: (479) 756-2233

California

BKM Office Environments
Suite A
2111 Portola Road
Ventura, CA 93003-7723
Phone: (805) 339-6388
Fax: (805) 336-9131

BKM San Diego
Suite 100
9201 Spectrum Center Blvd.
San Diego, CA 92123-1407
Phone: (858) 569-4700
Fax: (858) 277-8931

One Workplace L. Ferrari
2500 De La Cruz Blvd.
Santa Clara, CA 95050
Phone: (669) 800-2500
Fax: (669) 800-2501

One Workplace L. Ferrari
7220 Edgewater Drive
Oakland, CA 94621
Phone: (510) 729-7800
Fax: (510) 729-7801

One Workplace L. Ferrari
475 Brannan Street
San Francisco, CA 94107-1731
Phone: (415) 357-2200
Fax: (415) 357-2201

Peninsula Business Interiors
325 Main Street
Salinas, CA 93901-2705
Phone: (831) 757-4107
Fax: (831) 757-1339

Tangram Interiors
Suite 102
4057 W Shaw Ave
Fresno, CA 93722-6212
Phone: (559) 275-7070
Fax: (559) 275-7080

Tangram Interiors
Suite 100
2850 South Red Hill Avenue
Santa Ana, CA 92705-5532
Phone: (949) 955-6700
Fax: (949) 955-6799

Tangram Interiors
9200 Sorensen Avenue
Santa Fe Springs, CA 90670-2645
Phone: (562) 365-5000
Fax: (562) 365-5399

United Corporate Furnishings
1780 North Market Blvd.
Sacramento, CA 95834-1997
Phone: (916) 553-5900
Fax: (916) 553-5800

Colorado

Office Outfitters & Planners Inc.
749 Main Street
Grand Junction, CO 81501-3535
Phone: (970) 245-6300
Fax: (970) 245-6301

OfficeScapes
2506 Zeppelin Rd
Colorado Springs, CO 80916
Phone: (719) 574-1113
Fax: (719) 574-1133

OfficeScapes
9900 East 51st Avenue
Denver, CO 80238-2430
Phone: (303) 574-1115
Fax: (303) 574-1116

OfficeScapes
Suite 180
4812 McMurry Avenue
Fort Collins, CO 80525-6222
Phone: (970) 223-5959
Fax: (970) 223-5858

Connecticut

Red Thread
300 East River Drive
East Hartford, CT 06108-4205
Phone: (860) 528-9981
Fax: (860) 528-1843

Red Thread
47 & 63 Leffett Street
East Hartford, CT 06108
Phone: (860) 528-9981
Fax: (860) 528-1843

Red Thread
340 Woodmont Road
Milford, CT 06460-3702
Phone: (203) 874-7754
Fax: (203) 876-7915

Red Thread
22 Marsh Hill Road
Orange, CT 06477
Phone: (203) 795-5597
Fax: (203) 795-5915

Red Thread
1930 West Main Street
Stamford, CT 06902-4521
Phone: (203) 324-3138
Fax: (203) 348-9884
Red Thread
40 Main Street
Torrington, CT 06790
Phone: (860) 482-2679
Fax: (860) 482-3590

Delaware

Corporate Interiors Inc.
223 Lisa Drive
New Castle, DE 19720-4193
Phone: (302) 323-9100
Fax: (302) 323-9251

Florida

American Business Interiors
2015 Waverly Place
Melbourne, FL 32901-5444
Phone: (321) 723-5003
Fax: (321) 984-4221

Empire Office
Suite 140
2 Oakwood Boulevard
Hollywood, FL 33020
Phone: (954) 707-6200

Empire Office
South Florida
3201 Commerce Parkway
Miramar, FL 33025-3908
Phone: (954) 435-7300
Fax: (954) 435-7212

Empire Office
Suite 17
2315 Lynx Lane
Orlando, FL 32804
Phone: (407) 628-2400

Empire Office
5112 West Linebaugh Avenue
Tampa, FL 33624
Phone: (813) 418-3300

Empire Office
Suite 2
7830 Byron Drive
West Palm Beach, FL 33404-3332
Phone: (561) 840-8600
Fax: (561) 840-1873

Leitz & Reed Office Products
1119 Florida Avenue
Lynn Haven, FL 32444-4622
Phone: (850) 271-2600
Fax: (850) 271-0076

OEC Business Interiors
1601 NW 80th Boulevard
Gainesville, FL 32606-9140
Phone: (352) 332-1192
Fax: (352) 333-8002

OEC Business Interiors
2393 SW College Road
Ocala, FL 34474-1661
Phone: (352) 620-2888
Fax: (352) 620-2891

OEC Business Interiors
3914 North Davis Highway
Pensacola, FL 32503-2746
Phone: (850) 438-1100
Fax: (850) 432-0003

Office Furniture & Design Concepts
11866 Metro Parkway
Ft. Myers, FL 33966-1307
Phone: (239) 337-1212
Fax: (239) 337-4910

Perdue Office Interiors
Suite 100
5 W Forsyth
Jacksonville, FL 32256-7440
Phone: (904) 737-5858
Fax: (904) 737-6088

Perdue Office Interiors
Suite C7
1516 Capital Circle SE
Tallahassee, FL 32301
Phone: (850) 383-4225

Georgia

Advent Business Interiors
Suite 3
2925 Ledo Road
Albany, GA 31707
Phone: (229) 439-7418
Fax: (229) 435-1279

Commercial Furnishings
598 Third St
Macon, GA 31201-2640
Phone: (478) 765-1515
Fax: (478) 765-1506

DeKalb Office Environments
1320 Ridgeland Parkway
Alpharetta, GA 30004-8442
Phone: (770) 360-0200
Fax: (770) 360-0305

McWaters Inc.
3708 Benchmark Drive
Augusta, GA 30907
Phone: (706) 396-5400
Fax: (706) 396-5401

McWaters Inc.
117 Prosperity Drive
Savannah, GA 31408-9551
Phone: (912) 352-9000
Fax: (912) 352-2034

Hawaii

Interior Showplace Ltd.
956 Queen Street
Honolulu, HI 96814-4118
Phone: (808) 593-8420
Fax: (808) 591-8324

Idaho

Porter's Office Products
435 West Center Street
Pocatello, ID 83204-3241
Phone: (208) 232-1233
Fax: (208) 232-8759

Porter's Office Products
1050 North 2nd East
Rexburg, ID 83440-5127
Phone: (208) 356-4616
Fax: (208) 356-8901

Office Environment Company
623 South Americana Blvd.
Boise, ID 83702-5120
Phone: (208) 385-0507
Fax: (208) 385-9392

Illinois

A. Pomerantz
Suite 940
222 Merchandise Mart Plaza
Chicago, IL 60654-1223
Phone: (312) 929-3335
Fax: (312) 929-3311

Business Furniture
Suite 100
205 N Main St
Bloomington, IL 61701
Phone: (309) 829-4036
Fax: (309) 829-4180

Business Furniture
305 SW Walter St 4R
Peoria, IL 61602
Phone: (309) 264-5740
Fax: (309) 829-4180

Egyptian Business Furniture
129 West Main Street
Belleville, IL 62220-1501
Phone: (618) 234-2323
Fax: (618) 236-3295

Interiors for Business Inc.
409 N River Street
Batavia, IL 60510-2359
Phone: (630) 761-1070
Fax: (630) 761-1065

Lincoln Office
205 Eastgate Drive
Washington, IL 61571-9238
Phone: (309) 427-2500
Fax: (309) 427-2625

OEC Business Interiors, Inc.
900 N Church Road
Elmhurst, IL 60126-1014
Phone: (630) 589-5503
Fax: (630) 589-5637

Office Concepts
1142 N North Branch Street
Chicago, IL 60642
Phone: (312) 942-1100
Fax: (312) 942-9840

Office Concepts
13820 West Business Center Drive
Lake Forest, IL 60045-1181
Phone: (847) 573-8890
Fax: (847) 573-8891

Indiana

Business Furnishings LLC
4102 Meghan Beeler Court
South Bend, IN 46628
Phone: (574) 243-3255
Fax: (574) 243-3266

Business Furniture LLC
6102 Victory Way
Indianapolis, IN 46278-2934
Phone: (317) 216-1600
Fax: (317) 216-1601

Corporate Design Inc.
Suite 400
1419 West Lloyd Expressway
Evansville, IN 47710-1002
Phone: (812) 422-3000
Fax: (812) 422-3413

Lincoln Office
1200 Arrowhead Court
Crown Point, IN 46307-8222
Phone: (219) 662-2777
Fax: (219) 662-7770

Iowa

Lincoln Office
1026 Mound St
Davenport, IA 52803
Phone: (563) 322-5660

Tallgrass Business Resources
Highway 6 West
218 Second Street
Coralville, IA 52241-2608
Phone: (319) 338-3135
Fax: (319) 338-7484

Workspace Inc.
309 Locust Street
Des Moines, IA 50309-1788
Phone: (515) 288-7090
Fax: (515) 288-0250

Kansas

Design Central Inc.
152 South 5th Street
Salina, KS 67401
Phone: (785) 825-4131
Fax: (785) 825-4778

Scott Rice Office Interiors
224 East Douglas
Wichita, KS 67211-1640
Phone: (316) 269-2700
Fax: (316) 269-3527

Scott Rice Office Works
14720 West 105th Street
Lenexa, KS 66215-4414
Phone: (913) 888-7600
Fax: (913) 227-7793

Kentucky

Office Resources Inc.
530 Corvette Drive
Bowling Green, KY 42101-7132
Phone: (270) 781-5858
Fax: (270) 781-5884

Office Resources Inc.
576 East Main Street
Frankfort, KY 40601-2343
Phone: (502) 875-3300
Fax: (502) 875-2782

Office Resources Inc.
101 Bradley Drive
Nicholasville, KY 40356-9121
Phone: (859) 885-6161
Fax: (859) 885-9610

Office Resources Inc.
816 East Broadway
Louisville, KY 40204-1053
Phone: (502) 589-8400
Fax: (502) 589-8408

Louisiana

A.D. Wynne Company Inc.
710 Baronne Street
New Orleans, LA 70113-1062
Phone: (504) 522-9558
Fax: (504) 522-7070

Frost-Barber Inc.
9322 Interline Avenue
Baton Rouge, LA 70809-1966
Phone: (225) 926-5000
Fax: (225) 926-5011

Participating Steelcase Dealers, continued

Maine

Red Thread
174 Cash Street
South Portland, ME 04106
Phone: (207) 774-4900
Fax: (207) 774-8155

Red Thread
869-873 Main Street
Westbrook, ME 04092
Phone: (207) 774-4900
Fax: (207) 774-8155

Maryland

Arbee Associates
6311 Ammendale Road
Beltsville, MD 20705-1249
Phone: (410) 385-5180
Fax: (410) 385-5199

Arbee Associates
9300 Gaither Road
Gaithersburg, MD 20877
Phone: (301) 963-3900
Fax: (301) 977-1734

hyperspace
Suite 309
509 S Exeter Street
Baltimore, MD 21202
Phone: (301) 671-2541
Fax: (301) 797-1504

hyperspace
13621 Crayton Blvd.
Hagerstown, MD 21742-2335
Phone: (301) 797-3120
Fax: (301) 797-1407

US Business Interiors Inc.
Suite 203
575 South Charles Street
Baltimore, MD 21201-2428
Phone: (410) 547-8700
Fax: (410) 547-6677

US Business Interiors Inc.
8800 Lottsford Road
Largo, MD 20774-4761
Phone: (301) 350-8700
Fax: (301) 350-9393

Massachusetts

Red Thread
22 Boston Wharf Road
8th Floor
Boston, MA 02210-1838
Phone: (617) 439-4900
Fax: (617) 439-4131

Red Thread
Suite 150
293 Boston Post Road West
Marlborough, MA 01752-4615
Phone: (508) 449-6550
Fax: (508) 449-6570

Red Thread
Suite 1108
1350 Main Street
Springfield, MA 01103
Phone: (413) 736-1802

Red Thread
100 Fordham Road
Wilmington, MA 01887
Phone: (978) 658-3900
Fax: (978) 694-4107

Michigan

Custer Office Environments Inc.
2435 Plaza Drive
Benton Harbor, MI 49022-2229
Phone: (616) 926-8719
Fax: (616) 926-9482

Custer Office Environments Inc.
217 Grandville Ave SW
Grand Rapids, MI 49503-4013
Phone: (616) 458-6322
Fax: (616) 458-1117

Custer Office Environments Inc.
5737 East Cork Street
Kalamazoo, MI 49048-9668
Phone: (269) 342-3919
Fax: (269) 342-3923

Custer Office Environments
442 East Michigan
Marquette, MI 49885
Phone: (906) 226-1161
Fax: (906) 226-1164

Custer Office Environments
120 East Front Street
Traverse City, MI 49684
Phone: (616) 402-8489

NBS
701 Salzburg Avenue
Bay City, MI 48706-5390
Phone: (989) 895-8574
Fax: (989) 895-8545

NBS
5133 West Grand River Avenue
Lansing, MI 48906-9117
Phone: (517) 886-0072
Fax: (517) 886-0014

NBS
2595 Bellingham Drive
Troy, MI 48083-2036
Phone: (248) 823-5400
Fax: (248) 823-5401

Minnesota

Atmosphere Commercial Interiors
Suite 350
81 South 9th Street
Minneapolis, MN 55402-3226
Phone: (612) 343-0868
Fax: (612) 332-5733

Burgher Office Equipment Company
101 East Chestnut Street
Virginia, MN 55792-2512
Phone: (218) 749-2661
Fax: (218) 749-2662

Duluth Typewriter & Business Furniture
30 N 3rd. Ave W
Duluth, MN 55802-1607
Phone: (218) 722-5811
Fax: (218) 722-4876

General Office Products Company
4521 Highway 7
Minneapolis, MN 55416-4098
Phone: (952) 925-7500
Fax: (952) 925-7531

Mississippi

Barefield & Company
251 West South Street
Jackson, MS 39203-3636
Phone: (601) 354-4960
Fax: (601) 353-6231

OEC Business Interiors
12199 Highway 49 N.
Suite 300
Gulfport, MS 39503-3167
Phone: (228) 539-9575
Fax: (228) 539-9566

Missouri

Color-Art Integrated Interiors
1325 North Warson Road
Saint Louis, MO 63132-1807
Phone: (314) 432-3000
Fax: (314) 993-2752

Marathon Office Interiors
1715 Paris Road
Columbia, MO 65201-5571
Phone: (573) 875-7115
Fax: (573) 875-7116

Scott Rice
100 East Spring Street
Neosho, MO 64850
Phone: (417) 623-7232
Fax: (918) 362-4303

Montana

KR Office Interiors
119 North 7th Avenue
Bozeman, MT 59715
Phone: (406) 587-3775
Fax: (406) 587-4636

KR Office Interiors
1710 North Montana Avenue
Helena, MT 59601
Phone: (406) 513-1004
Fax: (406) 513-1006

Missoula's Office City
115 West Broadway Street
Missoula, MT 59802-4217
Phone: (406) 543-7171
Fax: (406) 543-4254

Peterson's Quality Office Equipment
502 North 32nd Street
Billings, MT 59101-6003
Phone: (406) 245-5151
Fax: (406) 245-7516

Western Office Equipment
317 2nd Street South
Great Falls, MT 59405-1802
Phone: (406) 761-7473
Fax: (406) 761-0245

Nebraska

Eakes Office Plus
2911 13th Street
Columbus, NE 68601-4829
Phone: (402) 564-2679
Fax: (402) 564-0295

Eakes Office Plus
Suite 201
2630 North Yager Road
Fremont, NE 68025-7800
Phone: (402) 941-5001
Fax: (402) 941-5002

Eakes Office Plus
617 West Third Street
Grand Island, NE 68801-5946
Phone: (308) 382-8026
Fax: (308) 382-7401

Eakes Office Plus
839 West Second Street
Hastings, NE 68901-5099
Phone: (402) 463-2537
Fax: (402) 463-6802

Eakes Office Plus
2401 Avenue A
Kearney, NE 68847-5498
Phone: (308) 234-2538
Fax: (308) 234-2540

Eakes Office Plus
110 N 35th Street
Lincoln, NE 68503
Phone: (402) 438-6700
Fax: (402) 438-6701

Eakes Office Plus
201 South 1st Street
Norfolk, NE 68701-5303
Phone: (402) 371-4181
Fax: (402) 371-5139

Eakes Office Plus
520 North Vine Street
North Platte, NE 69101-3954
Phone: (308) 534-7800
Fax: (308) 534-3936

Sheppard's Business Interiors Inc.
6221 South 58th Street
Lincoln, NE 68516-3679
Phone: (402) 441-0070
Fax: (402) 476-9710

Sheppard's Business Interiors Inc.
725 South 72nd Street
Omaha, NE 68114-4665
Phone: (402) 393-8888
Fax: (402) 393-0113

Nevada

Machabee Office Environments
6435 Sunset Corporate Drive
Las Vegas, NV 89120-2798
Phone: (702) 263-8800
Fax: (702) 263-8801

Machabee Office Environments
1335 Greg Parkway #101
Sparks, NV 89431
Phone: (775) 329-3145
Fax: (775) 786-5710

New Hampshire

Red Thread
Suite 103
650 Elm Street
Manchester, NH 03101-1160
Phone: (603) 668-5511
Fax: (603) 668-6851

New Jersey

Arbee Associates
1531 South Washington Avenue
Piscataway, NJ 08854-3815
Phone: (732) 424-3900
Fax: (732) 752-6034

Concepts Office Furnishings
280 North Midland Avenue
Building J
Saddle Brook, NJ 07663-5708
Phone: (201) 727-9110
Fax: (201) 727-9112

Dancker, Sellw, and Douglas
291 Evans Way
Somerville, NJ 08876-3766
Phone: (908) 231-1600
Fax: (908) 231-6469

W.S. Goff Company Inc.
5104 Oakland Blvd.
Mays Landing, NJ 08330-2016
Phone: (609) 625-5600
Fax: (609) 625-5633

New Mexico

Business Environments
5351 Wilshire Avenue, N.E.
Albuquerque, NM 87113-1834
Phone: (505) 888-4400
Fax: (505) 889-9146

New York

AFD Contract Furniture Inc
810 7th Avenue
New York, NY 10019
Phone: (212) 721-7100
Fax: (212) 721-7175

Business Environments by Ras Inc.
1 Interstate Avenue
Albany, NY 12205
Phone: (518) 273-9359
Fax: (518) 272-1552

Empire Office Inc.
105 Madison Avenue
New York, NY 10016-8810
Phone: (212) 607-5500
Fax: (212) 607-5654

Merkel-Donohue
1 Woodbury Boulevard
Rochester, NY 14604-1895
Phone: (585) 325-7696
Fax: (585) 325-3065

Prentice Office Environments
472 Franklin Street
Buffalo, NY 14202-1302
Phone: (716) 884-8452
Fax: (716) 884-0894

Stevens Office Interiors
6804 Manlius Center Road
East Syracuse, NY 13057-3902
Phone: (315) 479-5595
Fax: (315) 428-1688

Waldner's Business Environments
125 Route 110
Farmingdale, NY 11735-4864
Phone: (631) 844-9300
Fax: (631) 694-3503

Waldner's Business Environments
215 Lexington Avenue, 9th Floor
New York, NY 10016-6023
Phone: (212) 696-7500
Fax: (212) 696-7699

Waldner's Business Environments
411 Theodore Fremd Avenue
3rd Floor, South Building
Rye, NY 10580-1410
Phone: (914) 921-8500
Fax: (914) 921-0991

North Carolina

Benton Office Interiors Inc.
301 Nash Street West
Wilson, NC 27893-3834
Phone: (252) 237-6176
Fax: (252) 237-9316

Office Environments Inc.
11407 Granite Street
Charlotte, NC 28273-6429
Phone: (704) 714-7200
Fax: (704) 714-7400

Young Office Environments
of Asheville Inc.
71 Thompson St
Asheville, NC 28803-2328
Phone: (888) 202-0508
Fax: (828) 505-1974

Storr Office Environments Inc.
496 Gallimore Dairy Road
Greensboro, NC 27409-9202
Phone: (336) 217-4500
Fax: (336) 217-4501

Storr Office Environments Inc.
10800 World Trade Blvd.
Raleigh, NC 27617-4200
Phone: (919) 313-3700
Fax: (919) 313-3701

Williams Office Environments Inc.
407 Ray Avenue
Fayetteville, NC 28301-4915
Phone: (910) 483-0354
Fax: (910) 486-4077

North Dakota

Fireside Office Products Inc.
1713 East Bismarck Expressway
Bismarck, ND 58504-6706
Phone: (701) 258-8586
Fax: (701) 223-9598

Gaffaney's of Grand Forks
1809 13th Avenue North
Grand Forks, ND 58203-2323
Phone: (701) 746-6466
Fax: (701) 746-0737

Hannaher's Inc.
4324 20th Avenue SW
Fargo, ND 58103-4434
Phone: (701) 277-7222
Fax: (701) 277-7097

Ohio

Business Furniture
8 North Main Street
Dayton, OH 45439
Phone: (937) 293-1010
Fax: (937) 293-7501

Loth Inc.
3574 East Kemper Road
Cincinnati, OH 45241-2009
Phone: (513) 554-4900
Fax: (513) 554-8737

Loth Company
855 Grandview Avenue
Columbus, OH 43215-1123
Phone: (614) 487-4000
Fax: (614) 487-4306

NBS
4 North St. Clair Street
Toledo, OH 43604
Phone: (419) 662-2040
Fax: (419) 662-2041

Ohio Desk
34 Swartz Road
Akron, OH 44319
Phone: (330) 499-1030

Ohio Desk Company
1122 Prospect Avenue
Cleveland, OH 44115-1292
Phone: (216) 623-0600
Fax: (216) 623-0611

Ohio Desk
5100 Market Street
Youngstown, OH 44512
Phone: (330) 782-3331

Oklahoma

Scott Rice
2900 North Hemlock Circle
Broken Arrow, OK 74012-1185
Phone: (918) 362-4300
Fax: (918) 362-4303

Scott Rice
7501 Broadway Ext
Oklahoma City, OK 73116-9015
Phone: (405) 848-2224
Fax: (405) 848-3999

Oregon

Smith CFI
Suite 103/104
150 SW Scalehouse Loop
Bend, OR 97702
Phone: (541) 317-8777
Fax: (541) 317-2833

Smith CFI
620 NE 19th Avenue
Portland, OR 97232-2832
Phone: (503) 226-4151
Fax: (503) 226-9233

Participating Steelcase Dealers, continued

Pennsylvania

A. Pomerantz & Company
Suite 7000
701 Market Street
Philadelphia, PA 19106-1597
Phone: (215) 408-2100
Fax: (215) 408-2110

Corporate Interiors
Suite 200
161 Washington Street
Conshohocken, PA 19428-2083
Phone: (610) 631-5400
Fax: (610) 631-2720

Creative Business Interiors Ltd.
145 Stewart Road
Wilkes-Barre, PA 18706
Phone: (570) 288-7211
Fax: (570) 970-5817

Franklin Interiors
Suite 600
2740 Smallman Street
Pittsburgh, PA 15222-4720
Phone: (412) 261-2525
Fax: (412) 255-4089

Interior Workplace Solutions LLC.
6765 Ambassador Drive
Allentown, PA 18106-9510
Phone: (610) 391-0733
Fax: (610) 391-1155

Interior Workplace Solutions LLC.
Suite B-25
2209 Quarry Drive
Reading, PA 19609-1155
Phone: (610) 670-1800
Fax: (610) 670-8181

McCartney's Inc.
819 Howard Avenue
Altoona, PA 16601-4727
Phone: (814) 505-1111
Fax: (814) 949-6197

Phillips Group
501 Fulling Mill Road
Middletown, PA 17057-5926
Phone: (717) 944-0400
Fax: (717) 948-5289

Phillips Office Products
1630 Manheim Pike
Lancaster, PA 17601-6800
Phone: (717) 560-9999
Fax: (717) 560-9996

South Carolina

Aiken Office Supply Inc.
2560 Whiskey Road
Aiken, SC 29803-9664
Phone: (803) 648-8339
Fax: (803) 649-4470

McWaters Inc.
1104 Shop Road
Columbia, SC 29201-4743
Phone: (803) 256-8303
Fax: (803) 252-5567

Wulbern-Koval Company Inc.
1111 Morrison Drive
Charleston, SC 29403-3119
Phone: (843) 577-7666
Fax: (843) 577-7299

Young Office Environments
1280 Ridge Road
Greenville, SC 29607-4626
Phone: (864) 281-9500
Fax: (864) 281-9555

South Dakota

Interstate Office Products Inc.
228 South Main Avenue
Sioux Falls, SD 57104-6310
Phone: (605) 339-0300
Fax: (605) 339-1989

Western Stationers
714 Saint Joseph Street
Rapid City, SD 57701-2721
Phone: (605) 342-3310
Fax: (605) 342-4746

Tennessee

Bentco Office Solutions
1501 Stuart Street
Chattanooga, TN 37406
Phone: (423) 756-4437
Fax: (423) 756-6198

Interior Design Services Inc.
209 Powell Place
Brentwood, TN 37027-7522
Phone: (615) 376-1200
Fax: (615) 376-1245

Memphis Business Interiors
4539 West Distriplex Drive
Memphis, TN 38118-7280
Phone: (901) 360-8899
Fax: (901) 360-8370

Workspace Interiors
402 East Market Street
Kingsport, TN 37660-4828
Phone: (423) 392-2600
Fax: (423) 392-2601

Workspace Interiors
2820 Middlebrook Pike
Knoxville, TN 39721
Phone: (865) 223-5404
Fax: (865) 223-5405

Texas

Abilene Printing & Stationery
218 Cedar Street
Abilene, TX 79601-5720
Phone: (915) 677-2673
Fax: (915) 675-6963

BKM Total Office of Texas
9755 Clifford Drive
Dallas, TX 75220
Phone: (214) 902-7200
Fax: (214) 902-7201

Business Interiors
1111 Valley View Lane
Irving, TX 75061-6008
Phone: (817) 858-2000
Fax: (817) 858-2020

McCoys Inc.
6869 Old Katy Road
Houston, TX 77024-2105
Phone: (713) 862-4600
Fax: (713) 862-7676

Rockford Business Interiors
211 East Riverside Drive
Austin, TX 78704-1203
Phone: (512) 442-0703
Fax: (512) 442-6555

Texas Wilson Office Furniture & Services
5801 George McVay Drive
McAllen, Texas 78503
Phone: (210) 647-8800
Fax: (210) 647-3110

Texas Wilson Office Furniture & Services
6812 Fairgrounds Pkwy
San Antonio, TX 78238-4536
Phone: (210) 647-8800
Fax: (210) 647-3110

West Supply Company
1601 Scurry
Big Spring, TX 79720
Phone: (432) 264-1788
Fax: (432) 264-1789

West Supply Company
2 South Chadbourne Street
San Angelo, TX 76903-5875
Phone: (325) 655-8181
Fax: (325) 655-5480

Utah

MidWest Office Furniture
987 South West Temple
Salt Lake City, UT 84101-2988
Phone: (801) 359-7681
Fax: (801) 355-2713

Vermont

Red Thread
150 Pioneer Drive
Williston, VT 05495-7543
Phone: (802) 862-0434
Fax: (802) 862-0729

Virginia

Barrows
1302 Rockland Avenue
Roanoke, VA 24012-3838
Phone: (540) 362-5700
Fax: (540) 362-4826

Creative Office Environments
11798 North Lakeridge Boulevard
Ashland, VA 23005-8152
Phone: (804) 329-0400
Fax: (804) 321-3134

Creative Office Environments LLC
650 Peter Jefferson Parkway #140
Charlottesville, VA 22911
Phone: (434) 327-1898
Fax: (434) 327-1896

Creative Office Environments LLC
Suite C
500 Woodlake Circle
Chesapeake, VA 23320-2807
Phone: (757) 549-4801
Fax: (757) 549-2795

reDistrict
Suite 675
2107 Wilson Boulevard
Arlington, VA 22201
Phone: (703) 276-8901
Fax: (703) 276-8908

Washington

OpenSquare
6th Floor
5601 Sixth Avenue South
Seattle, WA 98108-2522
Phone: (206) 768-8000
Fax: (206) 768-0236

OpenSquare
126 South Sheridan Street
Spokane, WA 99202-1527
Phone: (509) 483-1000
Fax: (509) 483-1011

Wisconsin

Ferrer Business Interiors Inc.
555 West Estabrook Blvd.
Milwaukee, WI 53212-1066
Phone: (414) 906-3200
Fax: (414) 906-3299

Puerto Rico

AFD Contract Furnishings
Suite 250
350 Chardon Avenue
Torre Chardon
San Juan, Puerto Rico 00918-2123
Phone: (787) 754-2938
Fax: (787) 754-8076

Steelcase Showrooms and Manufacturing Locations

Showrooms

Atlanta

Steelcase Inc.
Suite AL-175
303 Peachtree Center
Atlanta, GA 30303
Phone: (404) 523-2201

Chicago

Steelcase Worklife Chicago
Suite 300
222 Merchandise Mart
Chicago, IL 60654-1174
Phone: (312) 321-3720

Chicago

Coalesse
Suite 1032
222 Merchandise Mart
Chicago, IL 60654
Phone: (312) 467-1783

Dallas

Steelcase Inc.
1616 Hi Line Drive
Dallas, TX 75207
Phone: (214) 871-3044

Grand Rapids

Steelcase Inc.
901 44th Street, SE
Grand Rapids, MI 49508-7594
Phone: (616) 247-2710

New York

Steelcase Worklife New York
4 Columbus Circle
New York, NY 10019-1100
Phone: (212) 445-8800

Philadelphia

Steelcase Inc.
One Liberty Place
1650 Market Street, 3rd Floor
Philadelphia, PA 19103-7307
Phone: (215) 561-5331

San Francisco

Steelcase Inc.
Suite 110
475 Brannan Street
San Francisco, CA 94107
Phone: (415) 344-6700

Santa Monica

Steelcase Inc
1217 2nd Street
Santa Monica, CA 90401-1180
Phone: (310) 633-2200

Seattle

Steelcase Inc
Suite 1550
1191 2nd Avenue
Seattle, WA 98101-3438
Phone: (206) 464-1670

Washington D.C.

Steelcase Inc.
1121 14th Street NW
4th Floor
Washington, DC 20005

Manufacturing Sites

Amex de Mexico

Calle 5 Sur No.160
Ciudad Industrial
Tijuana, Mexico B.C. 22500
Phone: 52-662-342-6234

Athens

214 Durham Drive
Athens, AL 35611
Phone: (256) 232-8112

Grand Rapids Wood Furniture

4100 68th Street SE
Caledonia, MI 49316
Phone: (616) 698-5735

Kentwood Distribution Center

4384 52nd Street SE
Kentwood, MI 49512-9673

Kentwood West

4360 52nd Street SE
Kentwood, MI 49512

Details

901 44th Street SE
Grand Rapids, MI 49508
Phone: (616) 247-2710




Reynosa Plant

Ave. Prologis S/N Ed. 8 Suite
801 Prologis Park Pharr Bridge
Reynosa,
Tamaulipas, Mx CP. 88780
Phone: 52-899-263-9000

Kick

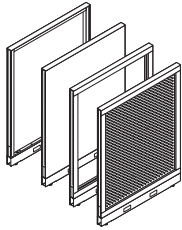
Kick System (SIN 711.1)	21
Kick Freestanding Metal Desk (SIN 711.1)	77

Kick System

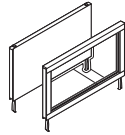
	
Statement of Line	22
	
Specifying	
Panels (SIN 711.1)	24
TS Series Worksurfaces (SIN 711.1)	54
Storage (SIN 711.1)	69
Lighting (SIN 711.1)	71
	
Surface Materials	75

Statement of Line

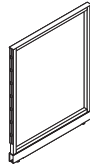
Kick System



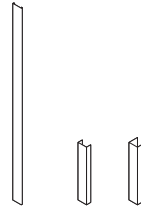
Panels
▶ Pages 24–31



Panel Stackers
▶ Page 32



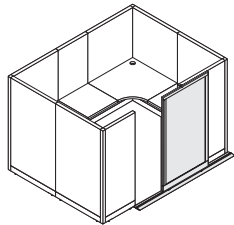
Panel Frames
▶ Page 34



Vertical End-of-Run Trim and Vertical In-Line Change-of-Height Trim
▶ Pages 37–38



Vertical Corner Trim
▶ Pages 39–41



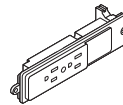
Sliding Panel Doors
▶ Page 44



Powerway Connector
▶ Page 45

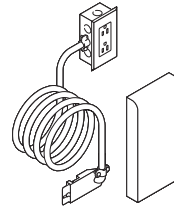


Standard size

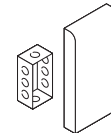


Larger size

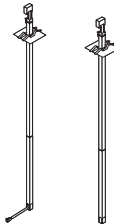
Duplex Receptacles
▶ Page 46



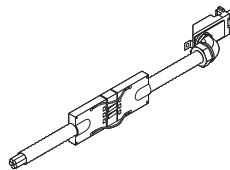
Integrated Power Receptacle Package
▶ Page 47



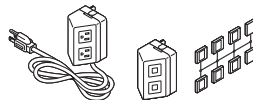
Integrated Communication Module Package
▶ Page 47



2" x 2" Power and Cable Poles
▶ Pages 48–49



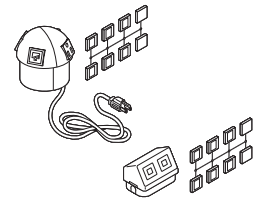
Base Power-Ins and Breakaway Base Power-Ins
▶ Page 50



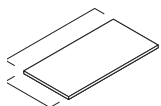
Panel-Mounted Receptacle Package and Communication Module Package
▶ Page 51



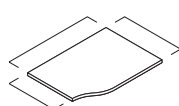
Work surface-Mounted Receptacle Package and Communication Module Package
▶ Page 52



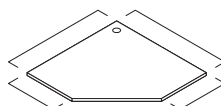
Work surface-Mounted Power and Communication Sphere
▶ Pages 52 and 53



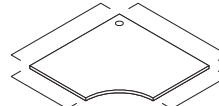
TS Series Straight Worksurfaces
▶ Page 54



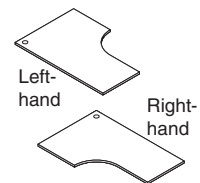
TS Series Transition Worksurfaces
▶ Page 55



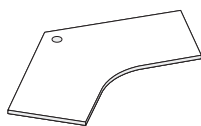
TS Series Straight Corner Worksurfaces
▶ Page 56



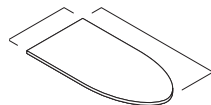
TS Series Curved Corner Worksurfaces
▶ Page 57



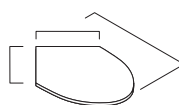
TS Series Extended Curved Corner Worksurfaces
▶ Pages 58–59



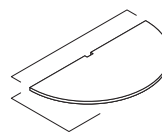
TS Series 120° Corner Worksurfaces
▶ Page 60



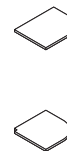
TS Series Peninsula Worksurfaces
▶ Page 61



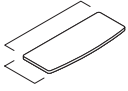
TS Series Angled Peninsula Worksurfaces
▶ Page 62



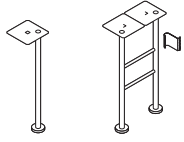
TS Series Spanner Worksurfaces
▶ Page 63



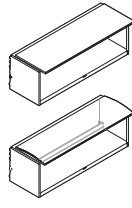
TS Series Visitor and Linking Worksurfaces
▶ Page 64



TS Series Transaction Worksurfaces
▶ Page 65



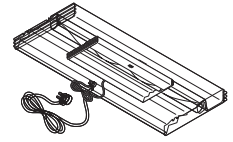
TS Series Worksurface Legs and Supports
▶ Page 66



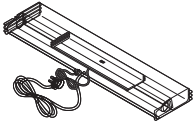
TS Series Bins
▶ Page 69



Laminate Common Shelves
▶ Page 70



Standard Shelf Lights
▶ Page 71



Utility2 Shelf Lights
▶ Page 72

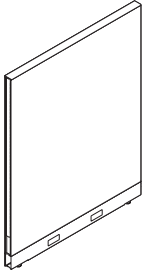


Vertical Wire Manager
▶ Page 74

Monolithic Panels

Tackable Acoustical, Glass, and Perforated Steel

SIN 711.1



Tip: To price a panel with two fabric surface materials in different price groups, add the two fabric price group option prices together and divide by 2; then add the result to the panel base price.

Tip: Factory-included powerway for field installation option replaces need to order separate powerways.

Tip: Field-installed powerways can be ordered through Service Parts.

Tip: Remember to order end-of-run trim and vertical corner trim packages.

Tip: Panel-mounted slatwall will not hang on a 42"H panel with worksurface. There is not enough space above the worksurface and top of panel for the bracket to engage into panel slots.

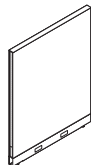
Standard Includes	Required to Specify
<ul style="list-style-type: none"> ▶ Need help? See <i>Kick Solutions Specification Guide</i> for product details. • Tackable acoustical panel with two fabric surfaces, if selected: Kick standard fabric price group A • Glass insert, if glass panel selected: 6500 Clear • Perforated steel, if perforated steel panel selected: paint price group 1 • Border, if glass or perforated steel panel selected: paint price group 1 • Base covers with receptacle knockouts: paint price group 1 • Top cap (low height): paint price group 1 • Top cap aligner: black plastic • Universal connector package • Frame: 0835 Black only 	<ol style="list-style-type: none"> 1 Style number 2 Fabric color number for surface 1 of tackable acoustical panel, if selected 3 Fabric color number for surface 2 of tackable acoustical panel, if selected 4 Paint color number for perforated steel, if selected 5 Paint color number for top cap, base covers, and border 6 Options, if selected (see below) <p>▶ See <i>Surface Materials</i>, page 75.</p>

Options	Price	Required to Specify
Surface Materials		
Top cap, base covers, and border on glass or perforated steel panels		
• Paint price group 1	No cost	Specify paint color number.
• Paint price group 2	+\$ 11	Specify paint color number.
• Paint price group 3	+\$ 21	Specify paint color number.
Fabric surface on tackable acoustical panels		
• Kick standard fabric price group A	No cost	Specify fabric color number.
• Fabric price group 1	+\$ 10	Specify fabric color number.
• Fabric price group 2	+\$ 38	Specify fabric color number.
• Fabric price group 3	+\$ 60	Specify fabric color number.
• Fabric price group 4	+\$154	Specify fabric color number.
• Fabric price group 5	+\$222	Specify fabric color number.
• Fabric price group COM	+\$ 78	▶ See <i>Surface Materials Reference Manual</i> to specify.
Perforated steel surface on perforated steel panels		
• Paint price group 1	No cost	Specify paint color number.
• Paint price group 2	+\$102	Specify paint color number.
• Paint price group 3	+\$126	Specify paint color number.
Top Cap	• High top cap with knockouts to accommodate cable routing (increases panel height by 1 ³ / ₄ "	+\$ 28 Specify <i>with high top cap</i> .
Electrical		
Factory-installed powerway at base		
• 3-circuit powerway with shared neutral	+\$124	Specify <i>with 3-circuit power; shared neutrals</i> .
• 3-circuit powerway with separate neutrals	+\$152	Specify <i>with 3-circuit power; separate neutrals</i> .
• 4-circuit (3+D) powerway	+\$145	Specify <i>with 4-circuit power; 3+D wiring</i> .
• 4-circuit (3I+1) powerway	+\$180	Specify <i>with 4-circuit power; 3I+1 wiring</i> .
• 4-circuit (2+2) powerway	+\$180	Specify <i>with 4-circuit power; 2+2 wiring</i> .
Factory-included powerway for field installation for use in New York City		
• 3-circuit powerway with shared neutral	+\$124	Specify <i>with 3-circuit power; shared neutrals; not installed</i> .
• 3-circuit powerway with separate neutrals	+\$152	Specify <i>with 3-circuit power; separate neutrals; not installed</i> .
• 4-circuit (3+D) powerway	+\$145	Specify <i>with 4-circuit power; 3+D wiring; not installed</i> .
• 4-circuit (3I+1) powerway	+\$180	Specify <i>with 4-circuit power; 3I+1 wiring; not installed</i> .
• 4-circuit (2+2) powerway	+\$180	Specify <i>with 4-circuit power; 2+2 wiring; not installed</i> .

Related Products	
• Panel trim	▶ Page 37
• Panel connectors	▶ Page 42
• Panel wiring and cabling	▶ Page 45
• Worksurface-height power and communication access	▶ Page 51

Specification Information

Tackable Acoustical Panels



Glass Panels



Perforated Steel Panels



Width	Style Number	Base Price	Style Number	Base Price	Style Number	Base Price
-------	--------------	------------	--------------	------------	--------------	------------

42"H

24"	TSAPF4224	\$339	TSAPG4224	\$572	TSAPP4224	\$ 628
30"	TSAPF4230	\$353	TSAPG4230	\$596	TSAPP4230	\$ 654
36"	TSAPF4236	\$387	TSAPG4236	\$653	TSAPP4236	\$ 717
42"	TSAPF4242	\$431	TSAPG4242	\$730	TSAPP4242	\$ 805
48"	TSAPF4248	\$455	TSAPG4248	\$771	TSAPP4248	\$ 849
60"	TSAPF4260	\$524				

48"H

24"	TSAPF4824	\$353	TSAPG4824	\$597	TSAPP4824	\$ 657
30"	TSAPF4830	\$386	TSAPG4830	\$652	TSAPP4830	\$ 717
36"	TSAPF4836	\$414	TSAPG4836	\$699	TSAPP4836	\$ 770
42"	TSAPF4842	\$470	TSAPG4842	\$800	TSAPP4842	\$ 879
48"	TSAPF4848	\$503	TSAPG4848	\$852	TSAPP4848	\$ 937
60"	TSAPF4860	\$557				

54"H

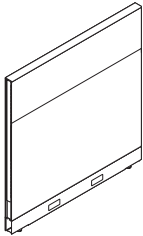
24"	TSAPF5424	\$356	TSAPG5424	\$601	TSAPP5424	\$ 662
30"	TSAPF5430	\$395	TSAPG5430	\$668	TSAPP5430	\$ 733
36"	TSAPF5436	\$420	TSAPG5436	\$709	TSAPP5436	\$ 781
42"	TSAPF5442	\$482	TSAPG5442	\$816	TSAPP5442	\$ 898
48"	TSAPF5448	\$516	TSAPG5448	\$873	TSAPP5448	\$ 961
60"	TSAPF5460	\$562				

66"H

24"	TSAPF6624	\$364	TSAPG6624	\$616	TSAPP6624	\$ 676
30"	TSAPF6630	\$414	TSAPG6630	\$699	TSAPP6630	\$ 768
36"	TSAPF6636	\$440	TSAPG6636	\$744	TSAPP6636	\$ 819
42"	TSAPF6642	\$499	TSAPG6642	\$845	TSAPP6642	\$ 927
48"	TSAPF6648	\$550	TSAPG6648	\$930	TSAPP6648	\$1024
60"	TSAPF6660	\$623				

42"H and 48"H Segmented Panels

SIN 711.1



Standard Includes	Required to Specify
<ul style="list-style-type: none"> ▶ Need help? See <i>Kick Solutions Specification Guide</i> for product details. Panel with segmented, fabric surfaces: Kick standard fabric price group A Base covers with receptacle knockouts: paint price group 1 Top cap (low height): paint price group 1 Top cap aligner: black plastic Universal connector package Frame: 0835 Black only 	<ol style="list-style-type: none"> Style number Fabric color number for base skin, surface 1 Fabric color number for accent skin, surface 1 Fabric color number for base skin, surface 2 Fabric color number for accent skin, surface 2 Paint color number for top cap and base covers Options, if selected (see below) <p>▶ See <i>Surface Materials</i>, page 75.</p>

Tip: To price a panel with two base skin surfaces in different fabric price groups, add the two fabric price group option prices together and divide by two; then add the result to the panel base price.

Tip: To price a panel with two accent skin surfaces in different fabric price groups, add the two fabric price group option prices together and divide by two; then add the result to the panel base price.

Tip: Factory-included powerway for field installation option replaces need to order separate powerways.

Tip: Field-installed powerways can be ordered through Service Parts.

Surface Materials	Options	Price	Required to Specify
	Top cap and base covers		
	<ul style="list-style-type: none"> Paint price group 1 Paint price group 2 Paint price group 3 	<ul style="list-style-type: none"> No cost +\$ 11 +\$ 21 	<ul style="list-style-type: none"> Specify paint color number. Specify paint color number. Specify paint color number.
	Base skin surface		
	<ul style="list-style-type: none"> Kick standard fabric price group A Fabric price group 1 Fabric price group 2 Fabric price group 3 Fabric price group 4 Fabric price group 5 Fabric price group COM 	<ul style="list-style-type: none"> No cost +\$ 10 +\$ 38 +\$ 60 +\$154 +\$222 +\$ 78 	<ul style="list-style-type: none"> Specify fabric color number. Specify fabric color number. Specify fabric color number. Specify fabric color number. Specify fabric color number. Specify fabric color number. ▶ See <i>Surface Materials Reference Manual</i> to specify.
	Accent skin surface		
	<ul style="list-style-type: none"> Kick standard fabric price group A Fabric price group 1 Fabric price group 2 Fabric price group 3 Fabric price group 4 Fabric price group COM 	<ul style="list-style-type: none"> No cost +\$ 3 +\$ 9 +\$ 14 +\$ 39 +\$ 20 	<ul style="list-style-type: none"> Specify fabric color number. Specify fabric color number. Specify fabric color number. Specify fabric color number. Specify fabric color number. ▶ See <i>Surface Materials Reference Manual</i> to specify.
	Top Cap		
	<ul style="list-style-type: none"> High top cap with knockouts to accommodate cable routing (increases panel height by 1¾") 	<ul style="list-style-type: none"> +\$ 28 	<ul style="list-style-type: none"> Specify with <i>high top cap</i>.
	Electrical		
	Factory-installed powerway at base		
	<ul style="list-style-type: none"> 3-circuit powerway with shared neutral 3-circuit powerway with separate neutrals 4-circuit (3+D) powerway 4-circuit (3I+1) powerway 4-circuit (2+2) powerway 	<ul style="list-style-type: none"> +\$124 +\$152 +\$145 +\$180 +\$180 	<ul style="list-style-type: none"> Specify with <i>3-circuit power; shared neutrals</i>. Specify with <i>3-circuit power; separate neutrals</i>. Specify with <i>4-circuit power; 3+D wiring</i>. Specify with <i>4-circuit power; 3I+1 wiring</i>. Specify with <i>4-circuit power; 2+2 wiring</i>.
	Factory-included powerway for field installation for use in New York City		
	<ul style="list-style-type: none"> 3-circuit powerway with shared neutral 3-circuit powerway with separate neutrals 4-circuit (3+D) powerway 4-circuit (3I+1) powerway 4-circuit (2+2) powerway 	<ul style="list-style-type: none"> +\$124 +\$152 +\$145 +\$180 +\$180 	<ul style="list-style-type: none"> Specify with <i>3-circuit power; shared neutrals; not installed</i>. Specify with <i>3-circuit power; separate neutrals; not installed</i>. Specify with <i>4-circuit power; 3+D wiring; not installed</i>. Specify with <i>4-circuit power; 3I+1 wiring; not installed</i>. Specify with <i>4-circuit power; 2+2 wiring; not installed</i>.

▶ Options, continued on next page

SIN 711.1

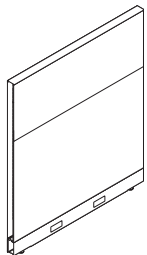
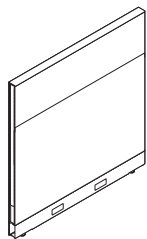
► Options, continued from previous page

Options	Price	Required to Specify
Segmentation • Option 1 ► See below.	+\$78	Specify with option 1.

Related Products	
• Panel trim	► Page 37
• Panel connectors	► Page 42
• Panel wiring and cabling	► Page 45
• Worksurface-height power and communication access	► Page 51

Tip: Remember to order end-of-run trim and vertical corner trim packages.

Tip: Panel-mounted slatwall will not hang on a 42"H panel with worksurface. There is not enough space above the worksurface and top of panel for the bracket to engage into panel slots.



Specification Information

Width	Style Number	Base Price
-------	--------------	------------

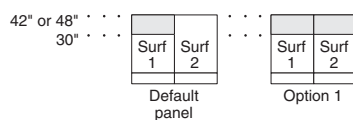
42"H

24"	TSAPL4224	\$445
30"	TSAPL4230	\$458
36"	TSAPL4236	\$492
42"	TSAPL4242	\$536
48"	TSAPL4248	\$562
60"	TSAPL4260	\$630
.	.	.

48"H

24"	TSAPL4824	\$460
30"	TSAPL4830	\$492
36"	TSAPL4836	\$519
42"	TSAPL4842	\$579
48"	TSAPL4848	\$610
60"	TSAPL4860	\$662
.	.	.

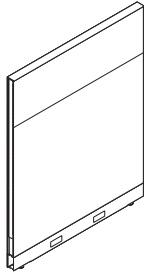
Segmentation



Tip: Shaded area represents accent skin. This skin can be specified in different fabric from base skin.

54"H Segmented Panels

SIN 711.1



Standard Includes	Required to Specify
<ul style="list-style-type: none"> ▶ Need help? See <i>Kick Solutions Specification Guide</i> for product details. Panel with segmented, fabric surfaces: Kick standard fabric price group A Base covers with receptacle knockouts: paint price group 1 Top cap (low height): paint price group 1 Top cap aligner: black plastic Universal connector package Frame: 0835 Black only 	<ol style="list-style-type: none"> Style number Fabric color number for base skin, surface 1 Fabric color number for accent skin, surface 1 Fabric color number for base skin, surface 2 Fabric color number for accent skin, surface 2 Paint color number for top cap and base covers Options, if selected (see below) <p>▶ See <i>Surface Materials</i>, page 75.</p>

Surface Materials	Options	Price	Required to Specify	
	Top cap and base covers <ul style="list-style-type: none"> Paint price group 1 Paint price group 2 Paint price group 3 	<ul style="list-style-type: none"> No cost +\$ 11 +\$ 21 	<ul style="list-style-type: none"> Specify paint color number. Specify paint color number. Specify paint color number. 	
	Base skin surface <ul style="list-style-type: none"> Kick standard fabric price group A Fabric price group 1 Fabric price group 2 Fabric price group 3 Fabric price group 4 Fabric price group 5 Fabric price group COM 	<ul style="list-style-type: none"> No cost +\$ 10 +\$ 38 +\$ 60 +\$154 +\$222 +\$ 78 	<ul style="list-style-type: none"> Specify fabric color number. Specify fabric color number. Specify fabric color number. Specify fabric color number. Specify fabric color number. Specify fabric color number. Specify fabric color number. <p>▶ See <i>Surface Materials Reference Manual</i> to specify.</p>	
	Accent skin surface <ul style="list-style-type: none"> Kick standard fabric price group A Fabric price group 1 Fabric price group 2 Fabric price group 3 Fabric price group 4 Fabric price group COM 	<ul style="list-style-type: none"> No cost +\$ 3 +\$ 9 +\$ 14 +\$ 39 +\$ 20 	<ul style="list-style-type: none"> Specify fabric color number. Specify fabric color number. Specify fabric color number. Specify fabric color number. Specify fabric color number. Specify fabric color number. <p>▶ See <i>Surface Materials Reference Manual</i> to specify.</p>	
	Top Cap <ul style="list-style-type: none"> High top cap with knockouts to accommodate cable routing (increases panel height by 1³/₄" 	<ul style="list-style-type: none"> +\$ 28 	<ul style="list-style-type: none"> Specify with high top cap. 	
	Electrical	Factory-installed powerway at base <ul style="list-style-type: none"> 3-circuit powerway with shared neutral 3-circuit powerway with separate neutrals 4-circuit (3+D) powerway 4-circuit (3I+1) powerway 4-circuit (2+2) powerway 	<ul style="list-style-type: none"> +\$124 +\$152 +\$145 +\$180 +\$180 	<ul style="list-style-type: none"> Specify with 3-circuit power; shared neutrals. Specify with 3-circuit power; separate neutrals. Specify with 4-circuit power; 3+D wiring. Specify with 4-circuit power; 3I+1 wiring. Specify with 4-circuit power; 2+2 wiring.
		Factory-included powerway for field installation for use in New York City <ul style="list-style-type: none"> 3-circuit powerway with shared neutral 3-circuit powerway with separate neutrals 4-circuit (3+D) powerway 4-circuit (3I+1) powerway 4-circuit (2+2) powerway 	<ul style="list-style-type: none"> +\$124 +\$152 +\$145 +\$180 +\$180 	<ul style="list-style-type: none"> Specify with 3-circuit power; shared neutrals; not installed. Specify with 3-circuit power; separate neutrals; not installed. Specify with 4-circuit power; 3+D wiring; not installed. Specify with 4-circuit power; 3I+1 wiring; not installed. Specify with 4-circuit power; 2+2 wiring; not installed.

Tip: To price a panel with two base skin surfaces in different fabric price groups, add the two fabric price group option prices together and divide by two; then add the result to the panel base price.

Tip: To price a panel with two accent skin surfaces in different fabric price groups, add the two fabric price group option prices together and divide by two; then add the result to the panel base price.

Tip: Factory-included powerway for field installation option replaces need to order separate powerways.

Tip: Field-installed powerways can be ordered through Service Parts.

▶ Options, continued on next page

SIN 711.1

► Options, continued from previous page

Options	Price	Required to Specify
Segmentation ► See below.	<ul style="list-style-type: none"> Option 1 +\$ 78 Option 2 +\$ 78 Option 3 +\$233 Option 4 +\$ 18 Option 5 +\$105 	Specify with option 1. Specify with option 2. Specify with option 3. Specify with option 4. Specify with option 5.
Related Products	<ul style="list-style-type: none"> Panel trim Panel connectors Panel wiring and cabling Worksurface-height power and communication access 	<ul style="list-style-type: none"> ► Page 37 ► Page 42 ► Page 45 ► Page 51

Tip: Remember to order end-of-run trim and vertical corner trim packages.

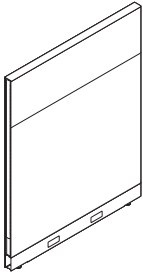


Specification Information

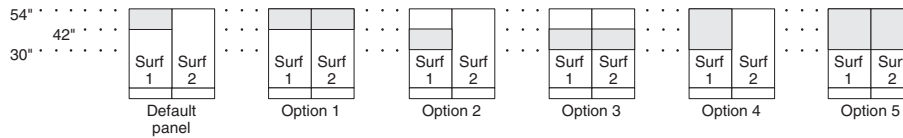
Width	Style Number	Base Price
-------	--------------	------------

54"H

24"	TSAPL5424	\$461
30"	TSAPL5430	\$500
36"	TSAPL5436	\$526
42"	TSAPL5442	\$591
48"	TSAPL5448	\$623
60"	TSAPL5460	\$668



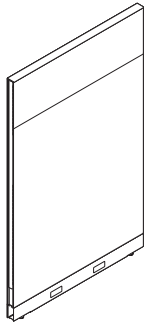
Segmentation



Tip: Shaded area represents accent skin. This skin can be specified in different fabric from base skin.

66"H Segmented Panels

SIN 711.1



Standard Includes	Required to Specify
<ul style="list-style-type: none"> ▶ Need help? See <i>Kick Solutions Specification Guide</i> for product details. Panel with segmented, fabric surfaces: Kick standard fabric price group A Base covers with receptacle knockouts: paint price group 1 Top cap (low height): paint price group 1 Top cap aligner: black plastic Universal connector package Frame: 0835 Black only 	<ol style="list-style-type: none"> Style number Fabric color number for base skin; surface 1 Fabric color number for accent skin; surface 1 Fabric color number for base skin; surface 2 Fabric color number for accent skin; surface 2 Paint color number for top cap and base covers Options, if selected (see below) <p>▶ See <i>Surface Materials</i>, page 75.</p>

Tip: To price a panel with two base skin surfaces in different fabric price groups, add the two fabric price group option prices together and divide by two; then add the result to the panel base price.

Tip: To price a panel with two accent skin surfaces in different fabric price groups, add the two fabric price group option prices together and divide by two; then add the result to the panel base price.

Tip: Factory-included powerway for field installation option replaces need to order separate powerways.

Tip: Field-installed powerways can be ordered through Service Parts.

Surface Materials	Options	Price	Required to Specify
	Top cap and base covers		
	<ul style="list-style-type: none"> Paint price group 1 Paint price group 2 Paint price group 3 	<ul style="list-style-type: none"> No cost +\$ 11 +\$ 21 	<ul style="list-style-type: none"> Specify paint color number. Specify paint color number. Specify paint color number.
	Panel surface		
	<ul style="list-style-type: none"> Kick standard fabric price group A Fabric price group 1 Fabric price group 2 Fabric price group 3 Fabric price group 4 Fabric price group 5 Fabric price group COM 	<ul style="list-style-type: none"> No cost +\$ 10 +\$ 38 +\$ 60 +\$154 +\$222 +\$ 78 	<ul style="list-style-type: none"> Specify fabric color number. Specify fabric color number. Specify fabric color number. Specify fabric color number. Specify fabric color number. Specify fabric color number. ▶ See <i>Surface Materials Reference Manual</i> to specify.
	Accent skin surface		
	<ul style="list-style-type: none"> Kick standard fabric price group A Fabric price group 1 Fabric price group 2 Fabric price group 3 Fabric price group 4 Fabric price group COM 	<ul style="list-style-type: none"> No cost +\$ 3 +\$ 9 +\$ 14 +\$ 39 +\$ 20 	<ul style="list-style-type: none"> Specify fabric color number. Specify fabric color number. Specify fabric color number. Specify fabric color number. Specify fabric color number. ▶ See <i>Surface Materials Reference Manual</i> to specify.
	Top Cap		
	<ul style="list-style-type: none"> High top cap with knockouts to accommodate cable routing (increases panel height by 1¾") 	<ul style="list-style-type: none"> +\$ 28 	<ul style="list-style-type: none"> Specify with <i>high top cap</i>.
	Electrical		
	Factory-installed powerway at base		
	<ul style="list-style-type: none"> 3-circuit powerway with shared neutral 3-circuit powerway with separate neutrals 4-circuit (3+D) powerway 4-circuit (3I+1) powerway 4-circuit (2+2) powerway 	<ul style="list-style-type: none"> +\$124 +\$152 +\$145 +\$180 +\$180 	<ul style="list-style-type: none"> Specify with <i>3-circuit power; shared neutrals</i>. Specify with <i>3-circuit power; separate neutrals</i>. Specify with <i>4-circuit power; 3+D wiring</i>. Specify with <i>4-circuit power; 3I+1 wiring</i>. Specify with <i>4-circuit power; 2+2 wiring</i>.
	Factory-included powerway for field installation for use in New York City		
	<ul style="list-style-type: none"> 3-circuit powerway with shared neutral 3-circuit powerway with separate neutrals 4-circuit (3+D) powerway 4-circuit (3I+1) powerway 4-circuit (2+2) powerway 	<ul style="list-style-type: none"> +\$124 +\$152 +\$145 +\$180 +\$180 	<ul style="list-style-type: none"> Specify with <i>3-circuit power; shared neutrals; not installed</i>. Specify with <i>3-circuit power; separate neutrals; not installed</i>. Specify with <i>4-circuit power; 3+D wiring; not installed</i>. Specify with <i>4-circuit power; 3I+1 wiring; not installed</i>. Specify with <i>4-circuit power; 2+2 wiring; not installed</i>.

▶ Options, continued on next page

SIN 711.1

► Options, continued from previous page

Options	Price	Required to Specify
Segmentation		
• Option 1	+\$ 78	Specify with option 1.
• Option 2	+\$ 78	Specify with option 2.
• Option 3	+\$233	Specify with option 3.
• Option 4	+\$ 18	Specify with option 4.
• Option 5	+\$105	Specify with option 5.
• Option 6	+\$ 92	Specify with option 6.
• Option 7	+\$289	Specify with option 7.
• Option 8	+\$ 92	Specify with option 8.
• Option 9	+\$289	Specify with option 9.
• Option 10	+\$ 16	Specify with option 10.
• Option 11	+\$ 97	Specify with option 11.

Related Products	
• Panel trim	► Page 37
• Panel connectors	► Page 42
• Panel wiring and cabling	► Page 45
• Worksurface-height power and communication access	► Page 51

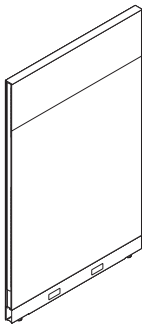
Tip: Remember to order end-of-run trim and vertical corner trim packages.

Kick System

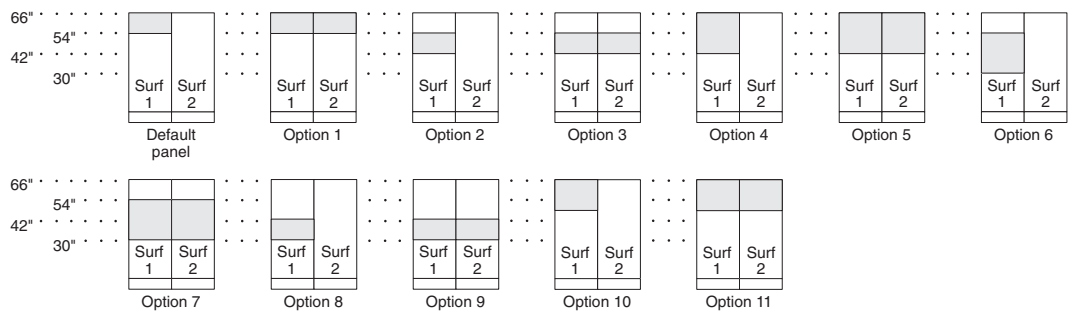
Specification Information

Width	Style Number	Base Price
-------	--------------	------------

66"H		
24"	TSAPL6624	\$468
30"	TSAPL6630	\$518
36"	TSAPL6636	\$547
42"	TSAPL6642	\$605
48"	TSAPL6648	\$656
60"	TSAPL6660	\$728



Segmentation

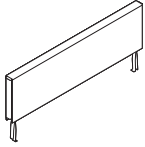


Tip: Shaded area represents accent skin. This skin can be specified in different fabric from base skin.

Panel Stackers

Tackable Acoustical and Glass

SIN 711.1



Tip: To price a panel with two fabric surface materials in different price groups, add the two fabric price group option prices together and divide by 2; then add the result to the panel base price.

Standard Includes	Required to Specify
-------------------	---------------------

- | | | |
|---|---|--|
| <ul style="list-style-type: none"> ▶ Need help? See <i>Kick Solutions Specification Guide</i> for product details. | <ul style="list-style-type: none"> • Tackable acoustical stacker with two fabric surfaces, if tackable acoustical stacker selected: Kick standard fabric price group A • Glass insert, if glass stacker selected: 6500 Clear • Border, if glass stacker selected: paint price group 1 • Universal connector package • Frame: 0835 Black only • Two stacking fork connectors | <ol style="list-style-type: none"> 1 Style number 2 Fabric color number for surface 1 of tackable acoustical stacker, if selected 3 Fabric color number for surface 2 of tackable acoustical stacker, if selected 4 Paint color number for border, if selected 5 Options, if selected (see below) <p>▶ See <i>Surface Materials</i>, page 75.</p> |
|---|---|--|

Options	Price	Required to Specify
---------	-------	---------------------

Surface Materials	Border on glass stackers		
	<ul style="list-style-type: none"> • Paint price group 1 • Paint price group 2 • Paint price group 3 	No cost +\$ 11 +\$ 21	Specify paint color number. Specify paint color number. Specify paint color number.
	Fabric surface on tackable acoustical stackers		
	<ul style="list-style-type: none"> • Kick standard fabric price group A • Fabric price group 1 • Fabric price group 2 • Fabric price group 3 • Fabric price group 4 • Fabric price group 5 • Fabric price group COM 	No cost +\$ 10 +\$ 38 +\$ 60 +\$154 +\$222 +\$ 78	Specify fabric color number. Specify fabric color number. Specify fabric color number. Specify fabric color number. Specify fabric color number. Specify fabric color number. Specify fabric color number. ▶ See <i>Surface Materials Reference Manual</i> to specify.

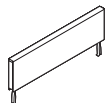
Tip: Remember to order end-of-run trim and vertical corner trim packages.

Related Products	<ul style="list-style-type: none"> • Panel trim • Panel connectors 	<p>▶ Page 37</p> <p>▶ Page 42</p>
-------------------------	--	-----------------------------------

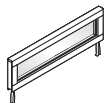
Tip: Remember to order change-of-height connectors.

Specification Information

Tackable Acoustical Panel Stackers



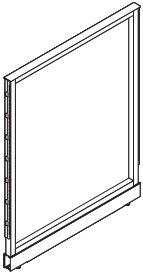
Glass Panel Stackers



Width	Style Number	Base Price	Style Number	Base Price
12"H				
24"	TSAPS1224T	\$258	TSAPS1224G	\$436
30"	TSAPS1230T	\$269	TSAPS1230G	\$454
36"	TSAPS1236T	\$293	TSAPS1236G	\$497
42"	TSAPS1242T	\$327	TSAPS1242G	\$557
48"	TSAPS1248T	\$349	TSAPS1248G	\$590
60"	TSAPS1260T	\$400	TSAPS1260G	\$674
72"	TSAPS1272T	\$405	TSAPS1272G	\$680
:	:	:	:	:
18"H				
24"	TSAPS1824T	\$299	TSAPS1824G	\$520
30"	TSAPS1830T	\$319	TSAPS1830G	\$543
36"	TSAPS1836T	\$352	TSAPS1836G	\$595
42"	TSAPS1842T	\$392	TSAPS1842G	\$664
48"	TSAPS1848T	\$415	TSAPS1848G	\$701
60"	TSAPS1860T	\$477	TSAPS1860G	\$806
72"	TSAPS1872T	\$482	TSAPS1872G	\$814
:	:	:	:	:
24"H				
24"	TSAPS2424T	\$313	TSAPS2424G	\$547
30"	TSAPS2430T	\$336	TSAPS2430G	\$568
36"	TSAPS2436T	\$370	TSAPS2436G	\$623
42"	TSAPS2442T	\$412	TSAPS2442G	\$694
48"	TSAPS2448T	\$434	TSAPS2448G	\$734
60"	TSAPS2460T	\$499	TSAPS2460G	\$845
72"	TSAPS2472T	\$503	TSAPS2472G	\$854
:	:	:	:	:

Panel Frames

SIN 711.1



Standard Includes	Required to Specify
<ul style="list-style-type: none"> ▶ Need help? See <i>Kick Solutions Specification Guide</i> for product details. • Frame: paint • Base covers with receptacle knockouts: paint price group 1 • Top cap (low height): paint price group 1 • Top cap aligner: black plastic • Universal connector package 	<ol style="list-style-type: none"> 1 Style number 2 Paint color number for frame: 0835 Black 4798 Sterling 3 Paint color number for top cap and base covers 4 Options, if selected (see below) <p>▶ See <i>Surface Materials</i>, page 75.</p>

Options	Price	Required to Specify	
<p>Surface Materials</p> <p>Top cap and base covers</p> <ul style="list-style-type: none"> • Paint price group 1 • Paint price group 2 	<p>No cost</p> <p>+\$ 11</p>	<p>Specify paint color number.</p> <p>Specify paint color number.</p>	
<p>Top Cap</p> <ul style="list-style-type: none"> • High top cap with knockouts to accommodate cable routing (increases panel height by 1¾") 	<p>+\$ 28</p>	<p>Specify <i>with high top cap</i>.</p>	
<p>Electrical</p> <p>Factory-installed powerway at base</p> <ul style="list-style-type: none"> • 3-circuit powerway with shared neutral • 3-circuit powerway with separate neutrals • 4-circuit (3+D) powerway • 4-circuit (3I+1) powerway • 4-circuit (2+2) powerway 	<p>+\$124</p> <p>+\$152</p> <p>+\$145</p> <p>+\$180</p> <p>+\$180</p>	<p>Specify <i>with 3-circuit power; shared neutrals</i>.</p> <p>Specify <i>with 3-circuit power; separate neutrals</i>.</p> <p>Specify <i>with 4-circuit power; 3+D wiring</i>.</p> <p>Specify <i>with 4-circuit power; 3I+1 wiring</i>.</p> <p>Specify <i>with 4-circuit power; 2+2 wiring</i>.</p>	
	<p>Factory-included powerway for field installation for use in New York City</p> <ul style="list-style-type: none"> • 3-circuit powerway with shared neutral • 3-circuit powerway with separate neutrals • 4-circuit (3+D) powerway • 4-circuit (3I+1) powerway • 4-circuit (2+2) powerway 	<p>+\$124</p> <p>+\$152</p> <p>+\$145</p> <p>+\$180</p> <p>+\$180</p>	<p>Specify <i>with 3-circuit power; shared neutrals; not installed</i>.</p> <p>Specify <i>with 3-circuit power; separate neutrals; not installed</i>.</p> <p>Specify <i>with 4-circuit power; 3+D wiring; not installed</i>.</p> <p>Specify <i>with 4-circuit power; 3I+1 wiring; not installed</i>.</p> <p>Specify <i>with 4-circuit power; 2+2 wiring; not installed</i>.</p>

Tip: Factory-included powerway for field installation option replaces need to order separate powerways.

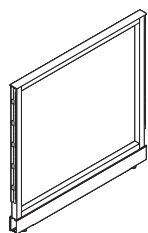
Tip: Remember to order end-of-run trim and vertical corner trim packages.

Tip: Panel-mounted slatwall will not hang on a 42"H panel with worksurface. There is not enough space above the worksurface and top of panel for the bracket to engage into panel slots.

Related Products	
<ul style="list-style-type: none"> • Panel trim • Panel connectors • Panel wiring and cabling • Worksurface-height power and communication access 	<ul style="list-style-type: none"> ▶ Page 37 ▶ Page 42 ▶ Page 45 ▶ Page 51

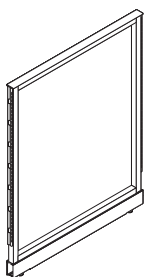
Specification Information

• Width • Style
 • Number
 • Base
 • Price



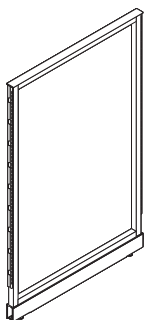
42"H

24"	TSAPR4224	\$237
30"	TSAPR4230	\$245
36"	TSAPR4236	\$270
42"	TSAPR4242	\$301
48"	TSAPR4248	\$318
60"	TSAPR4260	\$367
:	:	:



54"H

24"	TSAPR5424	\$247
30"	TSAPR5430	\$275
36"	TSAPR5436	\$293
42"	TSAPR5442	\$339
48"	TSAPR5448	\$360
60"	TSAPR5460	\$393
:	:	:



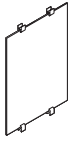
66"H

24"	TSAPR6624	\$254
30"	TSAPR6630	\$289
36"	TSAPR6636	\$306
42"	TSAPR6642	\$351
48"	TSAPR6648	\$386
60"	TSAPR6660	\$435
:	:	:



Laminate Panel Inserts

SIN 711.1



Standard Includes	Required to Specify
-------------------	---------------------

- | | |
|---|---|
| <ul style="list-style-type: none"> ▶ Need help? See <i>Kick Solutions Specification Guide</i> for product details. | <ul style="list-style-type: none"> • Laminate insert: 2T03 Brushed Silver • Four jamb blocks: 6000 Black plastic only |
|---|---|

Style number

Specification Information		
• Corresponding Frame Width	• Style Number	• Price

42"H

24"	TSAPNL4224	\$ 65
30"	TSAPNL4230	\$ 69
36"	TSAPNL4236	\$ 78
42"	TSAPNL4242	\$ 84
48"	TSAPNL4248	\$ 90
60"	TSAPNL4260	\$105
:	:	:

54"H

24"	TSAPNL5424	\$ 69
30"	TSAPNL5430	\$ 79
36"	TSAPNL5436	\$ 82
42"	TSAPNL5442	\$ 95
48"	TSAPNL5448	\$102
60"	TSAPNL5460	\$113
:	:	:

66"H

24"	TSAPNL6624	\$ 71
30"	TSAPNL6630	\$ 81
36"	TSAPNL6636	\$ 86
42"	TSAPNL6642	\$ 98
48"	TSAPNL6648	\$111
60"	TSAPNL6660	\$126
:	:	:

SIN 711.1

Vertical End-of-Run Trim



Standard Includes		Required to Specify
<ul style="list-style-type: none"> ▶ Need help? See <i>Kick Solutions Specification Guide</i> for product details. 	<ul style="list-style-type: none"> • End-of-run trim: paint • One low trim end cap: plastic to match paint 	<ul style="list-style-type: none"> 1 Style number 2 Paint color number for trim 3 Options, if selected (see below) ▶ See <i>Surface Materials</i>, page 75.

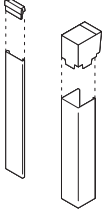
Options	Price	Required to Specify
Surface Materials <ul style="list-style-type: none"> • Paint price group 1 • Paint price group 2 	No cost +\$11	Specify paint color number. Specify paint color number.
End Cap <ul style="list-style-type: none"> • High end cap 	No cost	Specify <i>with high end cap</i> .

Specification Information		
Corresponding Panel Height	Style Number	Base Price
52"	TSAPTE42	\$48
48"	TSAPTE48	\$48
54"	TSAPTE54	\$48
60"	TSAPTE60	\$48
66"	TSAPTE66	\$48
72"	TSAPTE72	\$48
78"	TSAPTE78	\$48
:	:	:



SIN 711.1

Vertical In-Line Change-of-Height Trim



Tip: Remember to order change-of-height connector package.
 ▶ Page 42

Standard Includes **Required to Specify**

- | | | |
|--|---|--|
| ▶ Need help?
See <i>Kick Solutions Specification Guide</i> for product details. | <ul style="list-style-type: none"> • Change-of-height trim: paint • Slim profile: one plastic low trim end cap to match paint • Cable routing capacity: one plastic high trim end cap to match paint | 1 Style number
2 Paint color number for trim
3 Options, if selected (see below)
▶ See <i>Surface Materials</i> , page 75. |
|--|---|--|

Options **Price** **Required to Specify**

Surface Materials	<ul style="list-style-type: none"> • Paint price group 1 • Paint price group 2 	No cost +\$11	Specify paint color number. Specify paint color number.
End Cap	<ul style="list-style-type: none"> • Slim profile: high end cap 	No cost	Specify with <i>high end cap</i> .

Specification Information

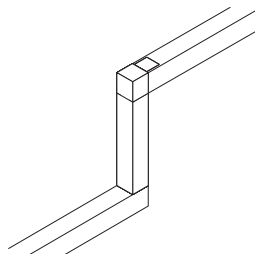
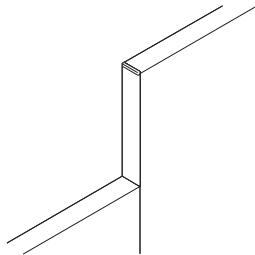
• Height	• Style Number	• Base Price
:	:	:

Slim Profile

6"	TSAPTXS6	\$48
12"	TSAPTXS12	\$48
18"	TSAPTXS18	\$48
24"	TSAPTXS24	\$48
36"	TSAPTXS36	\$48
:	:	:

With Cable-Routing Capacity

6"	TSAPTXT6	\$48
12"	TSAPTXT12	\$48
18"	TSAPTXT18	\$48
24"	TSAPTXT24	\$48
36"	TSAPTXT36	\$48
:	:	:



Vertical Corner Trim Packages

Standard Includes	Required to Specify
<ul style="list-style-type: none"> ▶ Need help? See <i>Kick Solutions Specification Guide</i> for product details. • Vertical corner trim: paint • One low trim end cap: plastic to match paint • Carrier: 0835 Black 	<ul style="list-style-type: none"> 1 Style number 2 Paint color number for vertical corner trim 3 Options, if selected (see below) ▶ See <i>Surface Materials</i>, page 75.

Options	Price	Required to Specify
Surface Materials <ul style="list-style-type: none"> • Paint price group 1 • Paint price group 2 	No cost +\$11	Specify paint color number. Specify paint color number.
End Cap <ul style="list-style-type: none"> • High end cap for end-of-run configuration • High end cap for L-configuration • High end cap for T-configuration • High end cap for in-line configuration • High end cap for X-configuration 	No cost No cost No cost No cost No cost	Specify with <i>high end cap, end-of-run configuration</i> . Specify with <i>high end cap, L-configuration</i> . Specify with <i>high end cap, T-configuration</i> . Specify with <i>high end cap, in-line configuration</i> . Specify with <i>high end cap, X-configuration</i> .

Tip: High end cap for X-configuration is not required on corner trim with back filler.

Specification Information

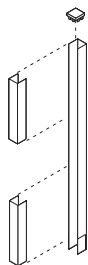
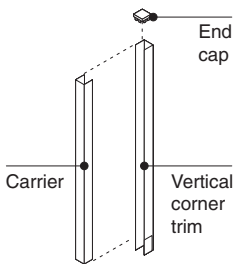
Trim Height	Carrier Height	Style Number	Base Price
-------------	----------------	--------------	------------

Vertical Corner Trim

42"	42"	TSAPTC42	\$69
48"	48"	TSAPTC48	\$69
54"	54"	TSAPTC54	\$69
66"	66"	TSAPTC66	\$69
⋮	⋮	⋮	⋮

Vertical Corner Trim with Back Filler

54"	42"	TSAPTCB5442	\$81
66"	42"	TSAPTCB6642	\$81
66"	54"	TSAPTCB6654	\$81
⋮	⋮	⋮	⋮

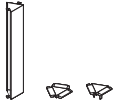


Tip: Back filler is required for some T-configurations to make assembly non-sequential and for some T- and X-configurations for cable routing capability only.

▶ See *Kick Solutions Specification Guide*.

SIN 711.1

120° Vertical Corner Trims



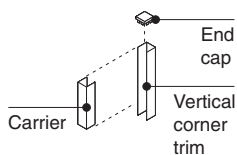
Tip: High end cap is not available for 120° vertical trim.

Standard Includes	Required to Specify
<ul style="list-style-type: none"> ▶ Need help? See <i>Kick Solutions Specification Guide</i> for product details. • Corner trim: paint • Low trim end caps for two- or three-way connections (one each): plastic to match paint 	<ul style="list-style-type: none"> 1 Style number 2 Paint color number for trim 3 Options, if selected (see below) ▶ See <i>Surface Materials</i>, page 75.

Options	Price	Required to Specify
Surface Materials <ul style="list-style-type: none"> • Paint price group 1 • Paint price group 2 	No cost +\$11	Specify paint color number. Specify paint color number.

Specification Information		
Height	Style Number	Base Price
6"	TSAPTCY6	\$48
12"	TSAPTCY12	\$48
18"	TSAPTCY18	\$48
24"	TSAPTCY24	\$48
42"	TSAPTCY42	\$93
48"	TSAPTCY48	\$93
54"	TSAPTCY54	\$93
66"	TSAPTCY66	\$93
⋮	⋮	⋮

Vertical Corner Change-of-Height Trims



Tip: Vertical corner change-of-height trims can be used with panel stackers.

Standard Includes	Required to Specify
-------------------	---------------------

- | | |
|---|--|
| <ul style="list-style-type: none"> ▶ Need help? See <i>Kick Solutions Specification Guide</i> for product details. | <ul style="list-style-type: none"> • Vertical corner trim: paint • One low trim end cap: plastic to match paint • Carrier: 0835 Black |
| <ul style="list-style-type: none"> ▶ See <i>Surface Materials</i>, page 75. | <ul style="list-style-type: none"> 1 Style number 2 Paint color number for vertical corner trim 3 Options, if selected (see below) |

Options	Price	Required to Specify
---------	-------	---------------------

Surface Materials	<ul style="list-style-type: none"> • Paint price group 1 • Paint price group 2 	<ul style="list-style-type: none"> No cost +\$11 	<ul style="list-style-type: none"> Specify paint color number. Specify paint color number.
End Cap	<ul style="list-style-type: none"> • High end cap for end-of-run configuration • High end cap for L-configuration • High end cap for T-configuration • High end cap for in-line configuration • High end cap for X-configuration 	<ul style="list-style-type: none"> No cost No cost No cost No cost No cost 	<ul style="list-style-type: none"> Specify with <i>high end cap, end-of-run configuration.</i> Specify with <i>high end cap, L-configuration.</i> Specify with <i>high end cap, T-configuration.</i> Specify with <i>high end cap, in-line configuration.</i> Specify with <i>high end cap, X-configuration.</i>

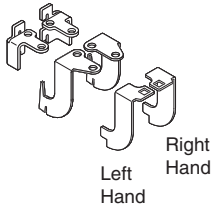
Specification Information

Trim Height	Style Number	Base Price
6"	TSAPTXC6	\$48
12"	TSAPTXC12	\$48
18"	TSAPTXC18	\$48
24"	TSAPTXC24	\$48
:	:	:

Panel Connectors

SIN 711.1

Change-of-Height In-Line and Corner Panel Connector Package



Tip: Change-of-height connectors must be used at top of base panel and each stacker whenever possible to increase stability.

Standard Includes		Required to Specify
<ul style="list-style-type: none"> ▶ Need help? See <i>Kick Solutions Specification Guide</i> for product details. 	<ul style="list-style-type: none"> • Two corner and two in-line connectors: paint 	<ul style="list-style-type: none"> 1 Style number 2 Paint color number for connectors ▶ See <i>Surface Materials</i>, page 75.
Specification Information		
Style Number	Price	
TSAPBCOH	\$29	

Wall Start Connector Package



Standard Includes		Required to Specify
<ul style="list-style-type: none"> ▶ Need help? See <i>Kick Solutions Specification Guide</i> for product details. 	<ul style="list-style-type: none"> • Wall start connector package: black paint 	<ul style="list-style-type: none"> Style number
Specification Information		
Style Number	Price	
TSAPBWS66	\$29	

120° Connectors

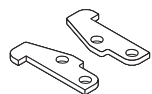


Tip: Two-way, 120° connection requires one package. Three-way, 120° connection requires three packages.

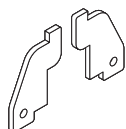
Tip: 120° connector does not allow change-of-height connections.

Standard Includes		Required to Specify
<ul style="list-style-type: none"> ▶ Need help? See <i>Kick Solutions Specification Guide</i> for product details. 	<ul style="list-style-type: none"> • 120° connectors: 0835 Black • Package includes two 120° connectors and eight screws 	<ul style="list-style-type: none"> Style number
Specification Information		
Style Number	Price	
One Package		
TSAPB120	\$ 29	
Twelve Packages		
TSAPB120P	\$293	

Off-Module Connector—Universal



Top brackets



Bottom brackets

Standard Includes	Required to Specify
-------------------	---------------------

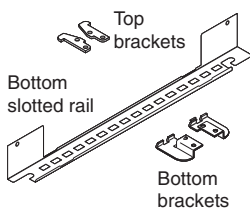
- | | |
|---|--|
| <ul style="list-style-type: none"> ▶ Need help? See <i>Kick Solutions Specification Guide</i> for product details. | <ul style="list-style-type: none"> • Universal off-module connector: black only |
|---|--|

Style number

Specification Information

• Style Number	• Price
TSAPBOM	\$29
:	:

Off-Module Connectors—Panel Width-Specific



Bottom slotted rail

Bottom brackets

Standard Includes	Required to Specify
-------------------	---------------------

- | | |
|---|--|
| <ul style="list-style-type: none"> ▶ Need help? See <i>Kick Solutions Specification Guide</i> for product details. | <ul style="list-style-type: none"> • Panel off-module connector: black only |
|---|--|

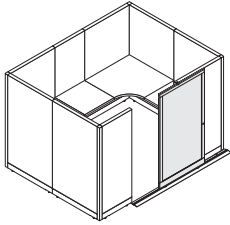
Style number

Specification Information

• Style Number	• Price
TSAPBOM24	\$113
TSAPBOM30	\$123
TSAPBOM36	\$132
TSAPBOM42	\$140
TSAPBOM48	\$147
TSAPBOM60	\$158
:	:

Sliding Panel Doors

SIN 711.1



Tip: The illustration above shows a left-hand sliding door with a lock on the right side.

Tip: The sliding door is located outside of the panel system when installed in the standard position. The door lock is located on the outside of the door, in the left- or right-hand side of the sliding door frame. Consult the understanding pages for clarification of left-hand and right-hand lock.

▶ See Kick Solutions Specification Guide.

Tip: Width of the host panel should always be equal or smaller than the width of the sliding door.

Tip: Specify lock cylinder and key separately.

▶ See Kick Solutions Specification Guide.

Standard Includes		Required to Specify
▶ Need help? See <i>Kick Solutions Specification Guide</i> for product details.	<ul style="list-style-type: none"> Panel door frame: paint price group 1 Panel door infill: translucent plastic Floor track Attachment bracket 	<ol style="list-style-type: none"> Style number Paint color number for panel door frame, floor track, and attachment bracket Options, if selected (see below) <p>▶ See <i>Surface Materials</i>, page 75.</p>

Options	Price	Required to Specify
Surface Materials <ul style="list-style-type: none"> Paint price group 1 Paint price group 2 	No cost +\$ 11	Specify paint color number. Specify paint color number.
Panel door infill <ul style="list-style-type: none"> 6500 Clear tempered glass 6541 White laminated glass 	+\$246 +\$383	Specify with 6500 Clear glass. Specify with 6541 White laminated glass.
Lock <ul style="list-style-type: none"> Lock for left-hand sliding door, lock on right-hand side Lock for right-hand sliding door, lock on left-hand side 	+\$284 +\$284	Specify with left-hand door lock. Specify with right-hand door lock.

Specification Information				
Dimensions			Style	Base
D	W	H	Number	Price
:	:	:	:	:
:	:	:	:	:

Kick Options Doors

1¼"	36"	66"	TSAPDS06636	\$2009
1¼"	42"	66"	TSAPDS06642	\$2129
1¼"	36"	78"	TSAPDS07836	\$2188
1¼"	42"	78"	TSAPDS07842	\$2305
:	:	:	:	:

Panel-to-Panel Powerway Connector



Standard Includes	Required to Specify
<ul style="list-style-type: none"> ▶ Need help? See <i>Kick Solutions Specification Guide</i> for product details. • Panel-to panel connector with 3-circuit with shared neutral or 4-circuit 3+D • Package of six 	<ul style="list-style-type: none"> 1 Style number 2 Options, if selected (see below)

Options	Price	Required to Specify
Wiring Schematics Three-circuit <ul style="list-style-type: none"> • Separate neutrals 	+\$133	Specify <i>with separate neutrals</i> .
Four-circuit <ul style="list-style-type: none"> • 3I+1 wiring schematic • 2+2 wiring schematic 	+\$105 +\$105	Specify <i>with 3I+1 wiring</i> . Specify <i>with 2+2 wiring</i> .

Specification Information

Style Number	Base Price
--------------	------------

3-Circuit

TSAEMTP3	\$381
:	:

4-Circuit

TSAEMTP4	\$493
:	:

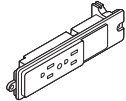
Kick System

SIN 711.1

Duplex Receptacles



Standard size



Larger size

Tip: You must specify receptacle to match wiring schematic used in other components.

Tip: For additional color choices,

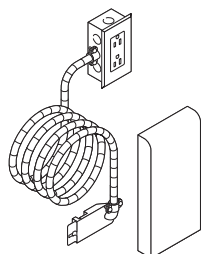
▶ See the *Avenir Systems Furniture Specification Guide*.

Standard Includes	Required to Specify
▶ Need help? See <i>Kick Solutions Specification Guide</i> for product details.	• Package of six powerway receptacles: 6000 Black plastic Style number

Specification Information

Description	Size	Style Number	Price	15-Amp Receptacles		20-Amp Receptacles	
				Style Number	Price	Style Number	Price
3-Circuit with Shared Neutral							
Line 1	Standard size	TSAE31DA15S	\$200	TSAE31DA20S	\$299		
Line 2	Standard size	TSAE32DA15S	\$200	TSAE32DA20S	\$299		
Line 3	Standard size	TSAE33DA15S	\$200	TSAE33DA20S	\$299		
3-Circuit with Separate Neutral							
Line A	Standard size	TSAE3ADD15S	\$299	TSAE3ADD20S	\$457		
Line B	Standard size	TSAE3BDD15S	\$299	TSAE3BDD20S	\$457		
Line C	Larger size	TSAE3CDD15S	\$389	TSAE3CDD20S	\$591		
4-Circuit 3+D							
Line 1	Standard size	TSAE31DA15S	\$200	TSAE31DA20S	\$299		
Line 2	Standard size	TSAE32DA15S	\$200	TSAE32DA20S	\$299		
Line 3	Standard size	TSAE33DA15S	\$200	TSAE33DA20S	\$299		
Line 4	Larger size	TSAE34DA15S	\$260	TSAE34DA20S	\$389		
4-Circuit with 3I+1 Wiring							
Line 1	Standard size	TSAE31DC15S	\$299	TSAE31DC20S	\$457		
Line 2	Standard size	TSAE32DC15S	\$299	TSAE32DC20S	\$457		
Line 3	Standard size	TSAE33DC15S	\$299	TSAE33DC20S	\$457		
Line 4	Larger size	TSAE34DC15S	\$389	TSAE34DC20S	\$591		
4-Circuit with 2+2 Wiring							
Line 1	Standard size	TSAE31DB15S	\$222	TSAE31DB20S	\$336		
Line 2	Standard size	TSAE32DB15S	\$222	TSAE32DB20S	\$336		
Line 3	Larger size	TSAE33DB15S	\$299	TSAE33DB20S	\$457		
Line 4	Larger size	TSAE34DB15S	\$299	TSAE34DB20S	\$457		

Integrated Power Receptacle Package



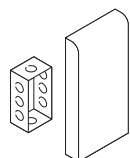
Tip: Remember to specify powerway with panel wherever integrated power receptacle is used.

Standard Includes	Required to Specify
<ul style="list-style-type: none"> ▶ Need help? See <i>Kick Solutions Specification Guide</i> for product details. • Package of three • Duplex receptacles with trim plate: black plastic only • Line 1 only • Shroud: black only • 3-circuit with shared neutrals or 4-circuit 3+D 	<ul style="list-style-type: none"> 1 Style number 2 Options, if selected (see below)

Options	Price	Required to Specify
Wiring Schematics Three-circuit <ul style="list-style-type: none"> • Separate neutrals 	+\$66	Specify with <i>separate neutrals</i> .
Four-circuit <ul style="list-style-type: none"> • 3I+1 wiring schematic • 2+2 wiring schematic 	+\$86 +\$86	Specify with <i>3I+1 wiring</i> . Specify with <i>2+2 wiring</i> .

Specification Information	
Style Number	Base Price
TSAERPWNY	\$477

Integrated Communication Module Package



Tip: Order jacks by calling any of the manufacturers listed below:

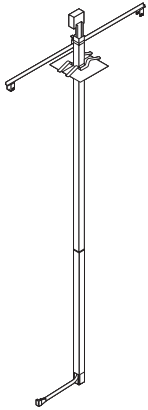
- AMP Corporation
1.800.522.6752
- Leviton
1.800.722.2082
- Lucent
1.800.344.0223
- Krone
1.800.775.5766
- Panduit
1.800.777.3300

Standard Includes	Required to Specify
<ul style="list-style-type: none"> ▶ Need help? See <i>Kick Solutions Specification Guide</i> for product details. • Package of three • Communication housing to accommodate customer-supplied voice/data jacks and trim plate: black plastic only • Shroud: black only 	<ul style="list-style-type: none"> Style number

Specification Information	
Style Number	Price
TSAERDWN	\$217

SIN 711.1

2" x 2" Power Poles



	Standard Includes	Required to Specify
--	-------------------	---------------------

- | | Standard Includes | Required to Specify |
|---|--|---|
| <ul style="list-style-type: none"> ▶ Need help? See <i>Kick Solutions Specification Guide</i> for product details. | <ul style="list-style-type: none"> • Power pole: paint • Ceiling trim plate: 4790 Sodium paint only • Harness with 3-circuit, with shared neutral, or with 4-circuit 3+D • Junction box • Mounting brackets • Pair of corner change-of-height connectors | <ul style="list-style-type: none"> 1 Style number 2 Paint color number for power pole 3 Options, if selected (see below) ▶ See <i>Surface Materials</i>, page 75. |

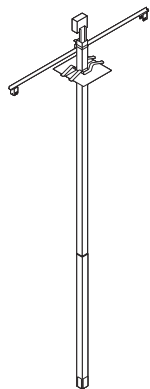
	Options	Price	Required to Specify
--	---------	-------	---------------------

	Options	Price	Required to Specify
Surface Materials	<ul style="list-style-type: none"> • Paint price group 1 • Paint price group 2 	No cost +\$11	Specify paint color number. Specify paint color number.
Wiring Schematics	Three-circuit <ul style="list-style-type: none"> • Separate neutrals 	+\$11	Specify <i>with separate neutrals</i> .
	Four-circuit <ul style="list-style-type: none"> • 3I+1 wiring schematic • 2+2 wiring schematic 	+\$11 +\$11	Specify <i>with 3I+1 wiring</i> . Specify <i>with 2+2 wiring</i> .

Specification Information				
---------------------------	--	--	--	--

Panel Height	Style Number	Base Price	Style Number	Base Price
	3-Circuit		4-Circuit	
42"	TSAEP342	\$422	TSAEP442	\$480
48"	TSAEP348	\$422	TSAEP448	\$480
54"	TSAEP354	\$422	TSAEP454	\$480
66"	TSAEP366	\$422	TSAEP466	\$480
:	:	:	:	:

2" x 2" Cable Poles



Standard Includes		Required to Specify
<ul style="list-style-type: none"> ▶ Need help? See <i>Kick Solutions Specification Guide</i> for product details. 	<ul style="list-style-type: none"> • Cable pole: paint • Ceiling trim plate: 4790 Sodium paint only • Junction box • Mounting brackets • Pair of corner change-of-height connectors 	<ul style="list-style-type: none"> 1 Style number 2 Paint color number for cable pole 3 Options, if selected (see below) ▶ See <i>Surface Materials</i>, page 75.

Options	Price	Required to Specify
Surface Materials <ul style="list-style-type: none"> • Paint price group 1 • Paint price group 2 	<ul style="list-style-type: none"> No cost +\$11 	<ul style="list-style-type: none"> Specify paint color number. Specify paint color number.

Specification Information		
Panel Height	Style Number	Base Price
42"	TSAEPC42	\$385
48"	TSAEPC48	\$385
54"	TSAEPC54	\$385
66"	TSAEPC66	\$385
.	.	.

SIN 711.1

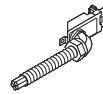
Base Power-Ins and Breakaway Base Power-Ins (OSHPD)

Standard Includes	Required to Specify
<ul style="list-style-type: none"> ▶ Need help? See <i>Kick Solutions Specification Guide</i> for product details. • Right-angle base power-in assembly, if base power-in assembly selected • Breakaway base power-in assembly, if selected • 6' long, 1/2" diameter conduit: black plastic only • 3-circuit with shared neutral or 4-circuit 3+D 	<ul style="list-style-type: none"> 1 Style number 2 Paint color number is required for base power-in for use in New York City 3 Options, if selected (see below) ▶ See <i>Surface Materials</i>, page 75.

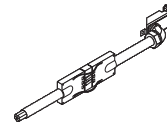
Options	Price	Required to Specify
Wiring Schematics Three-circuit <ul style="list-style-type: none"> • Separate neutrals 	+\$35	Specify with separate neutrals.
Four-circuit <ul style="list-style-type: none"> • 3I+1 wiring schematic • 2+2 wiring schematic 	+\$43 +\$43	Specify with 3I+1 wiring. Specify with 2+2 wiring.

Specification Information

Base Power-Ins



Breakaway Base Power-Ins



• Fits	• Style Number	• Base Price	• Style Number	• Base Price

3-Circuit

Standard- or larger-size opening	TSAE98669	\$245	TSAE98669C	\$296
----------------------------------	------------------	-------	-------------------	-------

For Use in New York City

Standard- or larger-size opening	TSAE986691	\$245		
----------------------------------	-------------------	-------	--	--


4-Circuit

Standard- or larger-size opening	TSAE986694	\$265	TSAE986694C	\$322
----------------------------------	-------------------	-------	--------------------	-------

For Use in New York City

Standard- or larger-size opening	TSAE987801	\$265		
----------------------------------	-------------------	-------	--	--

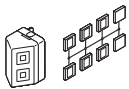
Panel-Mounted Receptacle Package



Standard Includes	Required to Specify
<ul style="list-style-type: none"> ▶ Need help? See <i>Kick Solutions Specification Guide</i> for product details. • Package of three • Duplex receptacles: black plastic only • 9' cord with three-prong plug: black plastic only 	Style number

Specification Information	
Style Number	Price
TSAERPP	\$162

Panel-Mounted Communication Module Package



Tip: Many of the AMP, AT&T, Krone, Leviton, and other commercially available data terminals can be used—terminals must be of a design that will snap into 0.695 x 0.650, 0.590 x 0.790, or 0.590 x 0.750 openings, in 0.064 maximum thick face plates.

Tip: Order jacks by calling any of the manufacturers listed below:

- AMP Corporation
1.800.522.6752
- Leviton
1.800.722.2082
- Lucent
1.800.344.0223
- Krone
1.800.775.5766
- Punduit
1.800.777.3300

Standard Includes	Required to Specify
<ul style="list-style-type: none"> ▶ Need help? See <i>Kick Solutions Specification Guide</i> for product details. • Package of three • Communication housing includes face plates to accommodate customer-supplied voice/data jacks: black plastic only 	Style number

Specification Information	
Style Number	Price
TSAERDP	\$101

SIN 711.1

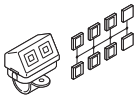
Worksurface-Mounted Receptacle Package



Standard Includes		Required to Specify
<ul style="list-style-type: none"> ▶ Need help? See <i>Kick Solutions Specification Guide</i> for product details. 	<ul style="list-style-type: none"> • Package of three • Duplex receptacles: black plastic only • 9' cord with three-prong plug: black plastic only 	Style number

Specification Information	
• Style Number	• Price
TSAERPW	\$162
•	•

Worksurface-Mounted Communication Module Package



Tip: Many of the AMP, AT&T, Krone, Leviton, and other commercially available data terminals can be used—terminals must be of a design that will snap into 0.695 x 0.650, 0.590 x 0.790, or 0.590 x 0.750 openings, in 0.064 maximum thick face plates.

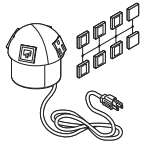
Tip: Order jacks by calling any of the manufacturers listed below:

- AMP Corporation
1.800.522.6752
- Leviton
1.800.722.2082
- Lucent
1.800.344.0223
- Krone
1.800.775.5766
- Punduit
1.800.777.3300

Standard Includes		Required to Specify
<ul style="list-style-type: none"> ▶ Need help? See <i>Kick Solutions Specification Guide</i> for product details. 	<ul style="list-style-type: none"> • Package of three • Communication housing includes face plates to accommodate customer-supplied voice/data jacks: black plastic only 	Style number

Specification Information	
• Style Number	• Price
TSAERDW	\$101
•	•

Worksurface-Mounted Power and Communication Sphere



Tip: Sphere is field installed. Use 3"-diameter drill to cut mounting hole at desired location.

Tip: Order jacks by calling any of the manufacturers listed below:

- AMP Corporation
1.800.522.6752
- Leviton
1.800.722.2082
- Lucent
1.800.344.0223
- Krone
1.800.775.5766
- Punduit
1.800.777.3300

Standard Includes	Required to Specify
<ul style="list-style-type: none"> ▶ Need help? See <i>Kick Solutions Specification Guide</i> for product details. • Sphere with two simplex electrical outlets: black plastic • Face plates to accommodate two customer-supplied voice/data jacks: black plastic • 6' power cord with three-prong plug: black plastic 	Style number

Specification Information

Style Number	Price
PTDMGB3	\$237

Grommet Package



Tip: Grommet requires a 3" diameter hole in worksurface.

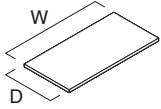
Standard Includes	Required to Specify
<ul style="list-style-type: none"> ▶ Need help? See <i>Kick Solutions Specification Guide</i> for product details. • Package of 10 grommets: black plastic 	Style number

Specification Information

Style Number	Price
TSAEGROM	\$49

TS Series Straight Worksurfaces

SIN 711.1



Tip: Long work surface spans require additional support.
▶ Page 67

Standard Includes	Required to Specify
-------------------	---------------------

- | | | |
|---|--|--|
| <ul style="list-style-type: none"> ▶ Need help? See <i>Kick Solutions Specification Guide</i> for product details. | <ul style="list-style-type: none"> • 1³/₁₆"-thick worksurface: Low-Pressure Laminate or High-Pressure Laminate • 3 mm radius profile edge on user's side: plastic • Side and back edges: plastic default to match user's side | <ol style="list-style-type: none"> 1 Style number 2 Low-Pressure Laminate or High-Pressure Laminate color number for work surface, as appropriate 3 Plastic edge band color number for work surface 4 Options, if selected (see below) <p>▶ See <i>Surface Materials</i>, page 75.</p> |
|---|--|--|

Options	Price	Required to Specify
---------	-------	---------------------

- | | | |
|--|---|---|
| <p>Surface Materials</p> <ul style="list-style-type: none"> • High-Pressure Laminate work surfaces • Open Line laminate | <p>+ \$65
plus cost of laminate</p> | <p>▶ See <i>Surface Materials Reference Manual</i>.</p> |
|--|---|---|

- | | |
|---|--|
| <p>Related Products</p> <ul style="list-style-type: none"> • Worksurface-height power and communication access • Worksurface legs and supports • Reinforcing channel • Grommet package | <ul style="list-style-type: none"> ▶ Page 51 ▶ Page 66 ▶ Page 67 ▶ Page 68 |
|---|--|

Specification Information

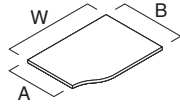
Dimensions D	W	Style Number LPL	Price	Style Number HPL	Base Price	Dimensions D	W	Style Number LPL	Price	Style Number HPL	Base Price
18"	24"	TSAWLR1824	\$116	TSAWHR1824	\$154	24"	54"	TSAWLR2454	\$222	TSAWHR2454	\$265
18"	30"	TSAWLR1830	\$120	TSAWHR1830	\$166	24"	60"	TSAWLR2460	\$246	TSAWHR2460	\$286
18"	36"	TSAWLR1836	\$136	TSAWHR1836	\$178	24"	66"	TSAWLR2466	\$266	TSAWHR2466	\$321
18"	42"	TSAWLR1842	\$147	TSAWHR1842	\$192	24"	72"	TSAWLR2472	\$275	TSAWHR2472	\$358
18"	48"	TSAWLR1848	\$171	TSAWHR1848	\$231	30"	24"	TSAWLR3024	\$145	TSAWHR3024	\$180
18"	54"	TSAWLR1854	\$199	TSAWHR1854	\$249	30"	30"	TSAWLR3030	\$161	TSAWHR3030	\$200
18"	60"	TSAWLR1860	\$214	TSAWHR1860	\$267	30"	36"	TSAWLR3036	\$176	TSAWHR3036	\$219
18"	66"	TSAWLR1866	\$230	TSAWHR1866	\$311	30"	42"	TSAWLR3042	\$199	TSAWHR3042	\$247
18"	72"	TSAWLR1872	\$240	TSAWHR1872	\$348	30"	48"	TSAWLR3048	\$218	TSAWHR3048	\$239
24"	24"	TSAWLR2424	\$131	TSAWHR2424	\$171	30"	54"	TSAWLR3054	\$250	TSAWHR3054	\$310
24"	30"	TSAWLR2430	\$137	TSAWHR2430	\$183	30"	60"	TSAWLR3060	\$281	TSAWHR3060	\$347
24"	36"	TSAWLR2436	\$150	TSAWHR2436	\$193	30"	66"	TSAWLR3066	\$302	TSAWHR3066	\$374
24"	42"	TSAWLR2442	\$171	TSAWHR2442	\$211	30"	72"	TSAWLR3072	\$329	TSAWHR3072	\$407
24"	48"	TSAWLR2448	\$196	TSAWHR2448	\$251						

Tip: Standard work surfaces are 1³/₁₆" thick. However, the actual thickness between Low-Pressure Laminate (LPL) and High-Pressure Laminate (HPL) work surfaces is slightly different. It is recommended that only work surfaces of the same type are specified in a given application. In addition, there may be sheen or texture differences when using LPL and HPL in adjacent applications. Please use caution when mixing and matching different work surface types.

Straight Worksurfaces

	24"	30"	36"	42"	48"	54"	60"	66"	72"
18"	432 sq. in.	540 sq. in.	648 sq. in.	756 sq. in.	864 sq. in.	972 sq. in.	1080 sq. in.	1188 sq. in.	1296 sq. in.
24"	576 sq. in.	720 sq. in.	864 sq. in.	1008 sq. in.	1152 sq. in.	1296 sq. in.	1440 sq. in.	1584 sq. in.	1728 sq. in.
30"	720 sq. in.	900 sq. in.	1080 sq. in.	1260 sq. in.	1440 sq. in.	1620 sq. in.	1800 sq. in.	1980 sq. in.	2160 sq. in.

TS Series Straight Worksurfaces



Tip: Standard worksurfaces are 13/16" thick. However, the actual thickness between Low-Pressure Laminate (LPL) and High-Pressure Laminate (HPL) worksurfaces is slightly different. It is recommended that only worksurfaces of the same type are specified in a given application. In addition, there may be sheen or texture differences when using LPL and HPL in adjacent applications. Please use caution when mixing and matching different work surface types.

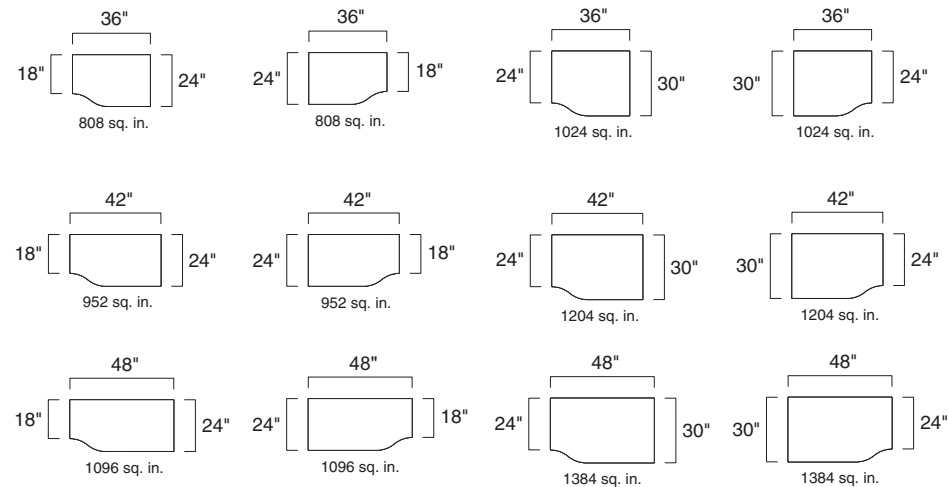
Standard Includes	Required to Specify
<ul style="list-style-type: none"> ▶ Need help? See <i>Kick Solutions Specification Guide</i> for product details. • 1 3/16"-thick worksurface: Low-Pressure Laminate or High-Pressure Laminate • 3 mm radius profile edge on user's side: plastic • Side and back edges: plastic default to match user's side 	<ol style="list-style-type: none"> 1 Style number 2 Low-Pressure Laminate or High-Pressure Laminate color number for worksurface, as appropriate 3 Plastic edge band color number for worksurface 4 Options, if selected (see below) <p>▶ See <i>Surface Materials</i>, page 75.</p>

Options	Price	Required to Specify
Surface Materials <ul style="list-style-type: none"> • High-Pressure Laminate worksurfaces • Open Line laminate 	+\$65 plus cost of laminate	▶ See <i>Surface Materials Reference Manual</i> .
Related Products <ul style="list-style-type: none"> • Worksurface-height power and communication access • Worksurface legs and supports • Grommet package 		▶ Page 51 ▶ Page 66 ▶ Page 68

Specification Information

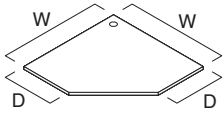
Depth A	B	Width	Style Number LPL	Price	Style Number HPL	Base Price
18"	24"	36"	TSAWLX1236	\$258	TSAWHX1236	\$320
18"	24"	42"	TSAWLX1242	\$282	TSAWHX1242	\$350
18"	24"	48"	TSAWLX1248	\$338	TSAWHX1248	\$419
24"	18"	36"	TSAWLX2136	\$258	TSAWHX2136	\$320
24"	18"	42"	TSAWLX2142	\$282	TSAWHX2142	\$350
24"	18"	48"	TSAWLX2148	\$338	TSAWHX2148	\$419
24"	30"	36"	TSAWLX2336	\$289	TSAWHX2336	\$378
24"	30"	42"	TSAWLX2342	\$318	TSAWHX2342	\$398
24"	30"	48"	TSAWLX2348	\$378	TSAWHX2348	\$462
30"	24"	36"	TSAWLX3236	\$289	TSAWHX3236	\$378
30"	24"	42"	TSAWLX3242	\$318	TSAWHX3242	\$398
30"	24"	48"	TSAWLX3248	\$378	TSAWHX3248	\$462
:	:	:	:	:	:	:

Transition Worksurfaces



TS Series Straight Corner Worksurfaces

SIN 711.1



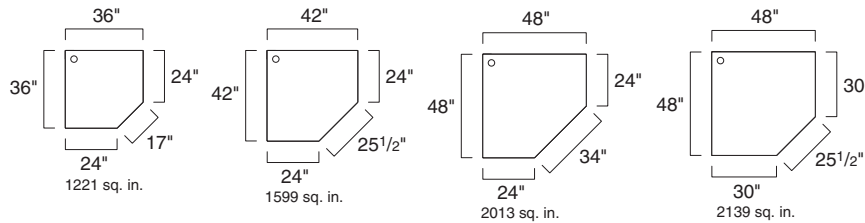
Tip: Standard worksurfaces are 13/16" thick. However, the actual thickness between Low-Pressure Laminate (LPL) and High-Pressure Laminate (HPL) worksurfaces is slightly different. It is recommended that only worksurfaces of the same type are specified in a given application. In addition, there may be sheen or texture differences when using LPL and HPL in adjacent applications. Please use caution when mixing and matching different work surface types.

Standard Includes	Required to Specify
<ul style="list-style-type: none"> ▶ Need help? See <i>Kick Solutions Specification Guide</i> for product details. • 13/16"-thick worksurface: Low-Pressure Laminate or High-Pressure Laminate • 3 mm radius profile edge on user's side: plastic • Side and back edges: plastic default to match user's side • Grommet: black plastic only • Corner bracket: black paint only 	<ol style="list-style-type: none"> 1 Style number 2 Low-Pressure Laminate or High-Pressure Laminate color number for worksurface, as appropriate 3 Plastic edge band color number for worksurface 4 Options, if selected (see below) <p>▶ See <i>Surface Materials</i>, page 75.</p>

Options	Price	Required to Specify
Surface Materials <ul style="list-style-type: none"> • High-Pressure Laminate worksurfaces • Open Line laminate 	+\$65 plus cost of laminate	▶ See <i>Surface Materials Reference Manual</i> .
Related Products <ul style="list-style-type: none"> • Worksurface-height power and communication access • Worksurface legs and supports 		▶ Page 51 ▶ Page 66

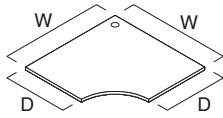
Specification Information					
Dimensions	Style Number	Price	Style Number	Base Price	
D	W	LPL	HPL		
24"	36"	TSAWLCF2436	TSAWHCF2436	\$279	\$347
24"	42"	TSAWLCF2442	TSAWHCF2442	\$321	\$399
24"	48"	TSAWLCF2448	TSAWHCF2448	\$344	\$427
30"	48"	TSAWLCF3048	TSAWHCF3048	\$373	\$463

Straight Corner Worksurfaces



TS Series Curved Corner Worksurfaces

SIN 711.1



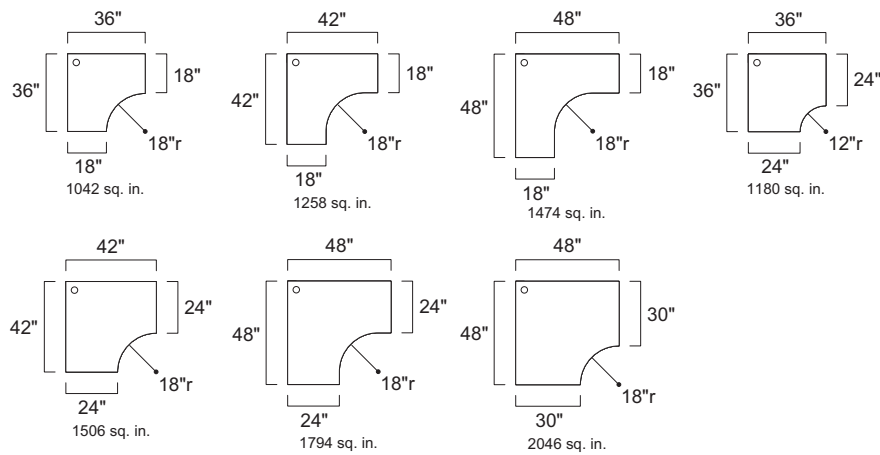
Tip: Standard worksurfaces are 1 3/16" thick. However, the actual thickness between Low-Pressure Laminate (LPL) and High-Pressure Laminate (HPL) worksurfaces is slightly different. It is recommended that only worksurfaces of the same type are specified in a given application. In addition, there may be sheen or texture differences when using LPL and HPL in adjacent applications. Please use caution when mixing and matching different work surface types.

Standard Includes	Required to Specify
<ul style="list-style-type: none"> ▶ Need help? See <i>Kick Solutions Specification Guide</i> for product details. • 1 3/16"-thick worksurface: Low-Pressure Laminate or High-Pressure Laminate • 3 mm radius profile edge on user's side: plastic • Side and back edges: plastic default to match user's side • Grommet: black plastic only • Corner bracket: black paint only 	<ol style="list-style-type: none"> 1 Style number 2 Low-Pressure Laminate or High-Pressure Laminate color number for worksurface, as appropriate 3 Plastic edge band color number for worksurface 4 Options, if selected (see below) <p>▶ See <i>Surface Materials</i>, page 75.</p>

Options	Price	Required to Specify
Surface Materials • High-Pressure Laminate worksurfaces • Open Line laminate	+\$65 plus cost of laminate	▶ See <i>Surface Materials Reference Manual</i> .
Related Products • Worksurface-height power and communication access • Worksurface legs and supports		▶ Page 51 ▶ Page 66

Specification Information					
Dimensions	Style Number	Price	Style Number	Base Price	
D W	LPL		HPL		
18" 36"	TSAWLCC1836	\$318	TSAWHCC1836	\$392	
18" 42"	TSAWLCC1842	\$352	TSAWHCC1842	\$418	
18" 48"	TSAWLCC1848	\$388	TSAWHCC1848	\$469	
24" 36"	TSAWLCC2436	\$305	TSAWHCC2436	\$378	
24" 42"	TSAWLCC2442	\$338	TSAWHCC2442	\$419	
24" 48"	TSAWLCC2448	\$373	TSAWHCC2448	\$463	
30" 48"	TSAWLCC3048	\$430	TSAWHCC3048	\$534	

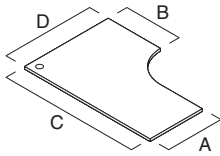
Curved Corner Worksurfaces



Kick System

TS Series Left-Hand Extended Curved Corner Worksurfaces

SIN 711.1



Tip: Long work surface spans require additional support.
▶ Page 67

Tip: Standard worksurfaces are 1³/₁₆" thick. However, the actual thickness between Low-Pressure Laminate (LPL) and High-Pressure Laminate (HPL) worksurfaces is slightly different. It is recommended that only worksurfaces of the same type are specified in a given application. In addition, there may be sheen or texture differences when using LPL and HPL in adjacent applications. Please use caution when mixing and matching different work surface types.

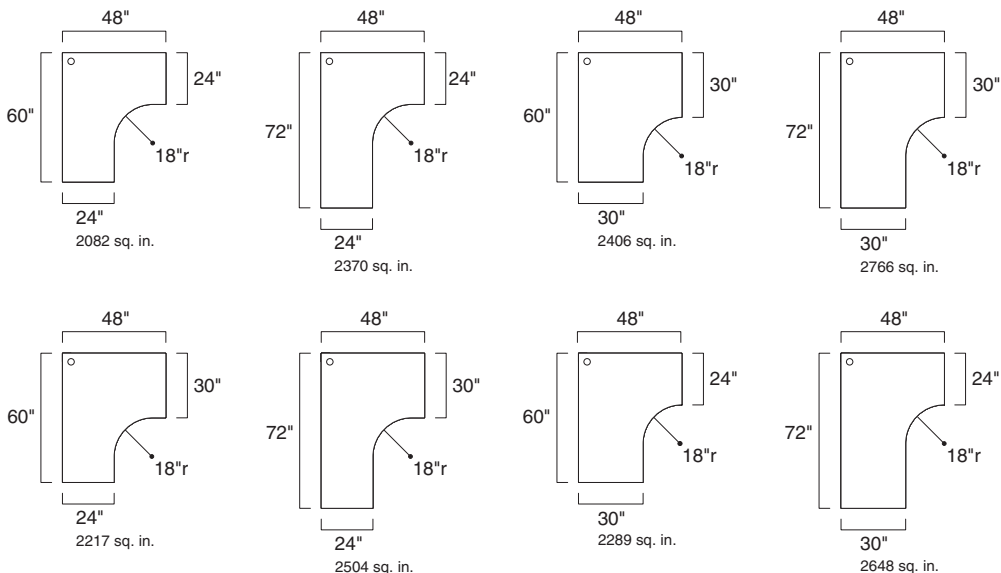
Standard Includes		Required to Specify
▶ Need help? See <i>Kick Solutions Specification Guide</i> for product details.	<ul style="list-style-type: none"> • 1³/₁₆"-thick work surface: Low-Pressure Laminate or High-Pressure Laminate • 3 mm radius profile edge on user's side: plastic • Side and back edges: plastic default to match user's side • Grommet: black plastic only • Corner bracket: black paint only 	<ol style="list-style-type: none"> 1 Style number 2 Low-Pressure Laminate or High-Pressure Laminate color number for work surface, as appropriate 3 Plastic edge band color number for work surface 4 Options, if selected (see below) ▶ See <i>Surface Materials</i> , page 75.

Options	Price	Required to Specify
Surface Materials • High-Pressure Laminate worksurfaces • Open Line laminate	+\$65 plus cost of laminate	▶ See <i>Surface Materials Reference Manual</i> .

Related Products • Work surface-height power and communication access • Work surface legs and supports • Reinforcing channel	▶ Page 51 ▶ Page 66 ▶ Page 67
--	-------------------------------------

Specification Information							
Dimensions				Style Number	Price	Style Number	Base Price
A	B	C	D				
24"	24"	60"	48"	TSAWLE2264	\$503	TSAWHE2264	\$657
24"	24"	72"	48"	TSAWLE2274	\$601	TSAWHE2274	\$770
24"	30"	60"	48"	TSAWLE2364	\$519	TSAWHE2364	\$717
24"	30"	72"	48"	TSAWLE2374	\$617	TSAWHE2374	\$834
30"	24"	60"	48"	TSAWLE3264	\$519	TSAWHE3264	\$643
30"	24"	72"	48"	TSAWLE3274	\$617	TSAWHE3274	\$764
30"	30"	60"	48"	TSAWLE3364	\$534	TSAWHE3364	\$663
30"	30"	72"	48"	TSAWLE3374	\$633	TSAWHE3374	\$785

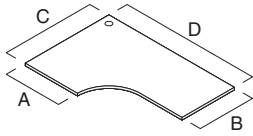
Left-Hand Extended Curved Corner Worksurfaces



TS Series Right-Hand Extended Curved Corner Worksurfaces

TS Series Right-Hand
Extended Curved Corner
Worksurfaces

SIN 711.1



Tip: Long work surface spans require additional support.
▶ Page 67

Tip: Standard work surfaces are 1 3/16" thick. However, the actual thickness between Low-Pressure Laminate (LPL) and High-Pressure Laminate (HPL) work surfaces is slightly different. It is recommended that only work surfaces of the same type are specified in a given application. In addition, there may be sheen or texture differences when using LPL and HPL in adjacent applications. Please use caution when mixing and matching different work surface types.

Standard Includes	Required to Specify
-------------------	---------------------

- | | |
|--|--|
| <ul style="list-style-type: none"> ▶ Need help? See <i>Kick Solutions Specification Guide</i> for product details. • 1 3/16"-thick work surface: Low-Pressure Laminate or High-Pressure Laminate • 3 mm radius profile edge on user's side: plastic • Side and back edges: plastic default to match user's side • Grommet: black plastic only • Corner bracket: black paint only | <ol style="list-style-type: none"> 1 Style number 2 Low-Pressure Laminate or High-Pressure Laminate color number for work surface, as appropriate 3 Plastic edge band color number for work surface 4 Options, if selected (see below) <p>▶ See <i>Surface Materials</i>, page 75.</p> |
|--|--|

Options	Price	Required to Specify
---------	-------	---------------------

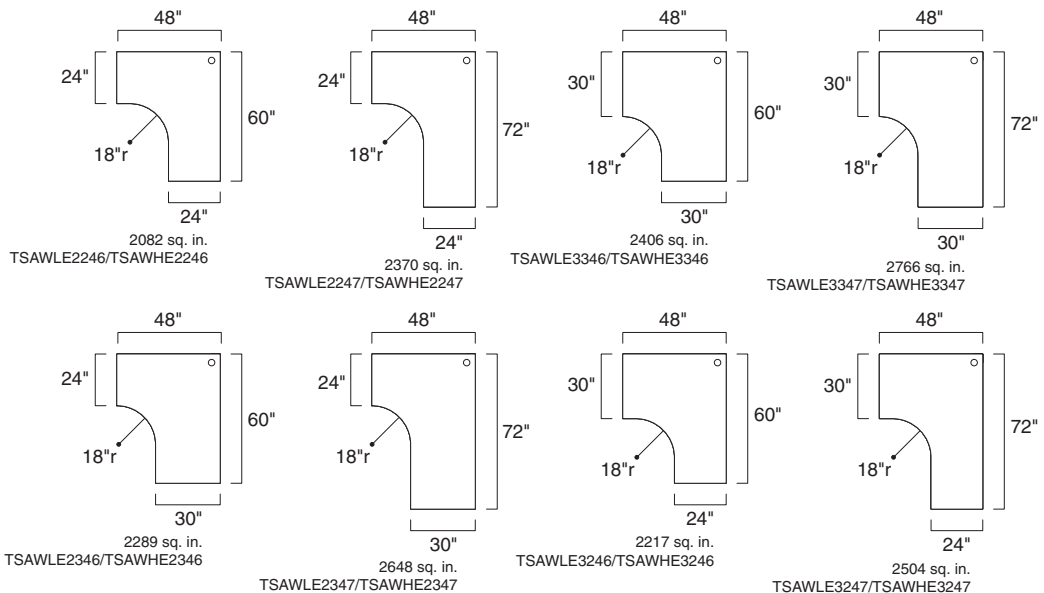
- | | | |
|--|--------------------------------|---|
| Surface Materials
<ul style="list-style-type: none"> • High-Pressure Laminate work surfaces • Open Line laminate | +\$65
plus cost of laminate | ▶ See <i>Surface Materials Reference Manual</i> . |
|--|--------------------------------|---|

- | | |
|--|-------------------------------------|
| Related Products
<ul style="list-style-type: none"> • Work surface-height power and communication access • Work surface legs and supports • Reinforcing channel | ▶ Page 51
▶ Page 66
▶ Page 67 |
|--|-------------------------------------|

Specification Information

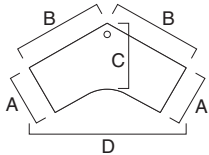
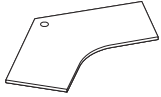
Dimensions				Style Number	Price	Style Number	Base Price
A	B	C	D				
24"	24"	48"	60"	TSAWLE2246	\$503	TSAWHE2246	\$657
24"	24"	48"	72"	TSAWLE2247	\$601	TSAWHE2247	\$770
24"	30"	48"	60"	TSAWLE2346	\$519	TSAWHE2346	\$717
24"	30"	48"	72"	TSAWLE2347	\$617	TSAWHE2347	\$834
30"	24"	48"	60"	TSAWLE3246	\$519	TSAWHE3246	\$643
30"	24"	48"	72"	TSAWLE3247	\$617	TSAWHE3247	\$764
30"	30"	48"	60"	TSAWLE3346	\$534	TSAWHE3346	\$663
30"	30"	48"	72"	TSAWLE3347	\$633	TSAWHE3347	\$785

Right-Hand Extended Curved Corner Worksurfaces



TS Series 120° Corner Worksurfaces

SIN 711.1



Tip: Standard worksurfaces are 1³/₁₆" thick. However, the actual thickness between Low-Pressure Laminate (LPL) and High-Pressure Laminate (HPL) worksurfaces is slightly different. It is recommended that only worksurfaces of the same type are specified in a given application. In addition, there may be sheen or texture differences when using LPL and HPL in adjacent applications. Please use caution when mixing and matching different work surface types.

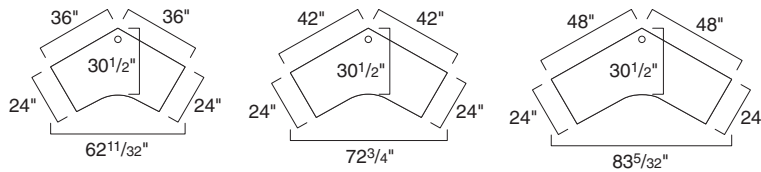
Standard Includes		Required to Specify
<ul style="list-style-type: none"> ▶ Need help? See <i>Kick Solutions Specification Guide</i> for product details. 	<ul style="list-style-type: none"> • 1³/₁₆"-thick work surface: Low-Pressure Laminate or High-Pressure Laminate • 3 mm radius profile edge on user's side: plastic • Side and back edges: plastic default to match user's side • Grommet: black plastic only • Corner bracket: black paint only 	<ol style="list-style-type: none"> 1 Style number 2 Low-Pressure Laminate or High-Pressure Laminate color number for work surface, as appropriate 3 Plastic edge band color number for work surface 4 Options, if selected (see below) <p>▶ See <i>Surface Materials</i>, page 75.</p>

Options	Price	Required to Specify
Surface Materials <ul style="list-style-type: none"> • High-Pressure Laminate worksurfaces • Open Line laminate 	<ul style="list-style-type: none"> + \$65 plus cost of laminate 	<p>▶ See <i>Surface Materials Reference Manual</i>.</p>

Related Products <ul style="list-style-type: none"> • Work surface-height power and communication access • Work surface legs and supports 	<p>▶ Page 51</p> <p>▶ Page 66</p>
--	-----------------------------------

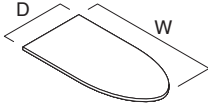
Specification Information							
• Dimensions				• Style	• Price	• Style	• Base
A	B	C	D	Number LPL		Number HPL	Price
24"	36"	30 ¹ / ₂ "	63 ¹¹ / ₃₂ "	TSAWLY2436	\$519	TSAWHY2436	\$643
24"	42"	30 ¹ / ₂ "	72 ³ / ₄ "	TSAWLY2442	\$555	TSAWHY2442	\$688
24"	48"	30 ¹ / ₂ "	85 ⁵ / ₃₂ "	TSAWLY2448	\$613	TSAWHY2448	\$759
:	:	:	:	:	:	:	:

120° Corner Worksurfaces



TS Series Peninsula Worksurfaces

SIN 711.1



Tip: Long worksurface spans require additional support.
 ▶ Page 67

Tip: Standard worksurfaces are 1³/₁₆" thick. However, the actual thickness between Low-Pressure Laminate (LPL) and High-Pressure Laminate (HPL) worksurfaces is slightly different. It is recommended that only worksurfaces of the same type are specified in a given application. In addition, there may be sheen or texture differences when using LPL and HPL in adjacent applications. Please use caution when mixing and matching different work-surface types.

Standard Includes	Required to Specify
-------------------	---------------------

- | | |
|---|--|
| <ul style="list-style-type: none"> ▶ Need help? See <i>Kick Solutions Specification Guide</i> for product details. • 1³/₁₆"-thick worksurface: Low-Pressure Laminate or High-Pressure Laminate • 3 mm radius profile edge on user's side: plastic • Side edge: plastic default to match user's side | <ol style="list-style-type: none"> 1 Style number 2 Low-Pressure Laminate or High-Pressure Laminate color number for worksurface, as appropriate 3 Plastic edge band color number for worksurface 4 Options, if selected (see below) <p>▶ See <i>Surface Materials</i>, page 75.</p> |
|---|--|

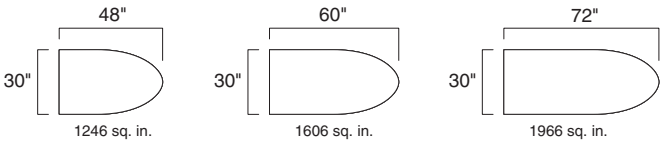
Options	Price	Required to Specify
---------	-------	---------------------

- | | | |
|---|------------------------------------|---|
| <p>Surface Materials</p> <ul style="list-style-type: none"> • High-Pressure Laminate worksurfaces • Open Line laminate | <p>+\$65 plus cost of laminate</p> | <p>▶ See <i>Surface Materials Reference Manual</i>.</p> |
| <p>Related Products</p> <ul style="list-style-type: none"> • Worksurface-height power and communication access • Reinforcing channel | | <p>▶ Page 51
▶ Page 67</p> |

Specification Information

Dimensions		Style Number	Price	Style Number	Base Price
D	W	LPL		HPL	
30"	48"	TSAWLP3048	\$487	TSAWHP3048	\$514
30"	60"	TSAWLP3060	\$497	TSAWHP3060	\$524
30"	72"	TSAWLP3072	\$507	TSAWHP3072	\$549
...

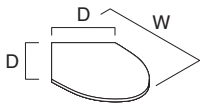
Peninsula Worksurfaces



Kick System

TS Series Angled Peninsula Worksurfaces

SIN 711.1



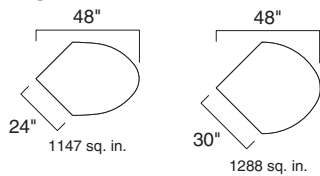
Tip: Standard worksurfaces are 13/16" thick. However, the actual thickness between Low-Pressure Laminate (LPL) and High-Pressure Laminate (HPL) worksurfaces is slightly different. It is recommended that only worksurfaces of the same type are specified in a given application. In addition, there may be sheen or texture differences when using LPL and HPL in adjacent applications. Please use caution when mixing and matching different work surface types.

Standard Includes	Required to Specify
<ul style="list-style-type: none"> ▶ Need help? See <i>Kick Solutions Specification Guide</i> for product details. • 1 3/16"-thick worksurface: Low-Pressure Laminate or High-Pressure Laminate • 3 mm radius profile edge on user's side: plastic • Side edge: plastic default to match user's side 	<ul style="list-style-type: none"> 1 Style number 2 Low-Pressure Laminate or High-Pressure Laminate color number for worksurface, as appropriate 3 Plastic edge band color number for worksurface 4 Options, if selected (see below) ▶ See <i>Surface Materials</i>, page 75.

Options	Price	Required to Specify
Surface Materials <ul style="list-style-type: none"> • High-Pressure Laminate worksurfaces • Open Line laminate 	<ul style="list-style-type: none"> + \$65 plus cost of laminate 	<ul style="list-style-type: none"> ▶ See <i>Surface Materials Reference Manual</i>.
Related Products <ul style="list-style-type: none"> • Worksurface legs and supports 		<ul style="list-style-type: none"> ▶ Page 66

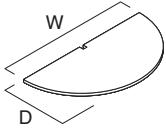
Specification Information					
Dimensions	Style Number	Price	Style Number	Base Price	
D	W	LPL	HPL		
24"	48"	TSAWLPA2448	\$477	TSAWHPA2448	\$563
30"	48"	TSAWLPA3048	\$493	TSAWHPA3048	\$564

Angled Peninsula Worksurfaces



TS Series Spanner Worksurfaces

SIN 711.1



Tip: Remember to specify two cantilevers and a post leg to attach spanner work surface to adjacent work surfaces on 50" and 62" spanner tops.

Tip: Standard worksurfaces are 1 3/16" thick. However, the actual thickness between Low-Pressure Laminate (LPL) and High-Pressure Laminate (HPL) worksurfaces is slightly different. It is recommended that only worksurfaces of the same type are specified in a given application. In addition, there may be sheen or texture differences when using LPL and HPL in adjacent applications. Please use caution when mixing and matching different work surface types.

Standard Includes	Required to Specify
<ul style="list-style-type: none"> Need help? See <i>Kick Solutions Specification Guide</i> for product details. 1 3/16"-thick work surface: Low-Pressure Laminate or High-Pressure Laminate 3 mm radius profile edge on user's front edge: plastic Side edge: plastic default to match user's side Cutout 	<ol style="list-style-type: none"> Style number Low-Pressure Laminate or High-Pressure Laminate color number for work surface, as appropriate Plastic edge band color number for work surface Options, if selected (see below) <p>▶ See <i>Surface Materials</i>, page 75.</p>

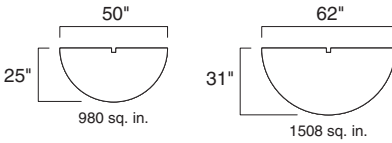
Options	Price	Required to Specify
Surface Materials <ul style="list-style-type: none"> High-Pressure Laminate worksurfaces Open Line laminate 	<ul style="list-style-type: none"> +\$65 plus cost of laminate 	<p>▶ See <i>Surface Materials Reference Manual</i>.</p>
Related Products <ul style="list-style-type: none"> Work surface legs and supports 		<p>▶ Page 66</p>

Specification Information				
Dimensions	Style Number	Price	Style Number	Base Price
D	W		HPL	
...

Spanner Worksurfaces for Use with 2" Kick Panels

25"	50"	TSAWLN50	\$260	TSAWHN50	\$322
31"	62"	TSAWLN62	\$311	TSAWHN62	\$385

Spanner Worksurfaces for Use with 2" Kick Panels



Kick System

TS Series Visitor and Linking Worksurfaces

For Use with 2" Kick Panels

SIN 711.1

Tip: Standard worksurfaces are 13/16" thick. However, the actual thickness between Low-Pressure Laminate (LPL) and High-Pressure Laminate (HPL) worksurfaces is slightly different. It is recommended that only worksurfaces of the same type are specified in a given application. In addition, there may be sheen or texture differences when using LPL and HPL in adjacent applications. Please use caution when mixing and matching different work surface types.

Standard Includes		Required to Specify
<ul style="list-style-type: none"> ▶ Need help? See <i>Kick Solutions Specification Guide</i> for product details. 	<ul style="list-style-type: none"> • 13/16"-thick worksurface: Low-Pressure Laminate or High-Pressure Laminate • 3 mm radius profile edge on user's side: plastic • Side edge: plastic default to match user's side • Cutout on linking worksurface 	<ol style="list-style-type: none"> 1 Style number 2 Low-Pressure Laminate or High-Pressure Laminate color number for worksurface, as appropriate 3 Plastic edge band color number for worksurface 4 Options, if selected (see below) <p>▶ See <i>Surface Materials</i>, page 75.</p>

Options	Price	Required to Specify
Surface Materials <ul style="list-style-type: none"> • High-Pressure Laminate worksurfaces • Open Line laminate 	+\$65 plus cost of laminate	▶ See <i>Surface Materials Reference Manual</i> .
Related Products <ul style="list-style-type: none"> • Worksurface-height power and communication access • Worksurface legs and supports 		▶ Page 51 ▶ Page 66

Specification Information					
Depth Left	Depth Right	Style Number LPL	Price	Style Number HPL	Base Price

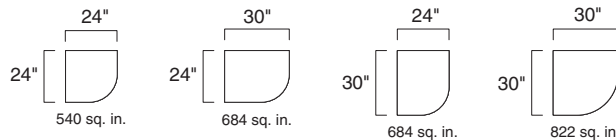
Visitor Worksurfaces

24"	24"	TSAWLV2424	\$267	TSAWHV2424	\$364
24"	30"	TSAWLV2430	\$299	TSAWHV2430	\$391
30"	24"	TSAWLV3024	\$299	TSAWHV3024	\$391
30"	30"	TSAWLV3030	\$338	TSAWHV3030	\$419

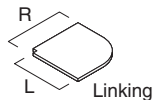
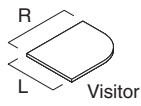
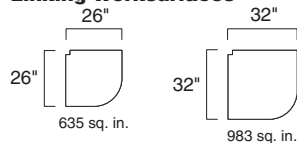
Linking Worksurfaces

26"	26"	TSAWLL2626	\$286	TSAWHL2626	\$355
32"	32"	TSAWLL3232	\$321	TSAWHL3232	\$399

Visitor Worksurfaces



Linking Worksurfaces

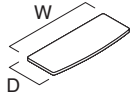


Tip: Remember to order cantilevers to connect linking worksurfaces to adjacent worksurfaces.
▶ Page 66

TS Series Transaction Worksurfaces

Panel Supported

SIN 711.1



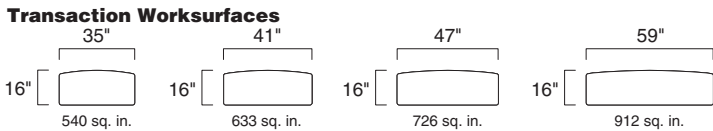
Tip: Transaction worksurfaces are for use on panels with a low top cap only.

Tip: Standard worksurfaces are 13/16" thick. However, the actual thickness between Low-Pressure Laminate (LPL) and High-Pressure Laminate (HPL) worksurfaces is slightly different. It is recommended that only worksurfaces of the same type are specified in a given application. In addition, there may be sheen or texture differences when using LPL and HPL in adjacent applications. Please use caution when mixing and matching different worksurface types.

Standard Includes	Required to Specify
<ul style="list-style-type: none"> ▶ Need help? See <i>Kick Solutions Specification Guide</i> for product details. • 13/16"-thick worksurface: Low-Pressure Laminate or High-Pressure Laminate • Slight radius profile edge: plastic • Support brackets: black paint only 	<ol style="list-style-type: none"> 1 Style number 2 Low-Pressure Laminate or High-Pressure Laminate color number for worksurface, as appropriate 3 Plastic edge band color number for worksurface 4 Options, if selected (see below) <p>▶ See <i>Surface Materials</i>, page 75.</p>

Options	Price	Required to Specify
Surface Materials <ul style="list-style-type: none"> • High-Pressure Laminate worksurfaces • Open Line laminate 	+\$65 plus cost of laminate	▶ See <i>Surface Materials Reference Manual</i> .

Specification Information					
Depth	Width	Style Number LPL	Price	Style Number HPL	Base Price
16"	35"	TSAWLT1636	\$197	TSAWHT1636	\$342
16"	41"	TSAWLT1642	\$225	TSAWHT1642	\$362
16"	47"	TSAWLT1648	\$236	TSAWHT1648	\$395
16"	59"	TSAWLT1660	\$258	TSAWHT1660	\$435



Kick System

TS Series Worksurface Legs and Supports

SIN 711.1

Standard Includes	Required to Specify
<ul style="list-style-type: none"> Need help? See <i>Kick Solutions Specification Guide</i> for product details. Worksurface support: black paint <i>Exception: You can specify paint color choice for cantilever, legs, and on-module end panel.</i> 2³/₄" adjustable glides on legs Attachment hardware 	<ul style="list-style-type: none"> 1 Style number 2 Paint color number for cantilever and legs 3 Options, if selected (see below) ▶ See <i>Surface Materials</i>, page 75.

Options	Price	Required to Specify
Surface Materials Post legs and H-legs <ul style="list-style-type: none"> Paint price group 1 Paint price group 2 	No cost +\$12	Specify paint color number. Specify paint color number.
On-module end panel <ul style="list-style-type: none"> Paint price group 1 Paint price group 2 	No cost +\$28	Specify paint color number. Specify paint color number.

Specification Information		
Dimensions	Style Number	Base Price

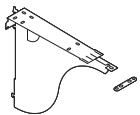
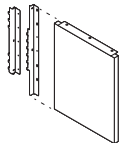
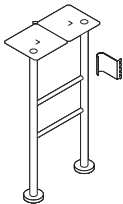
Post Leg		
27"H	TSATP27	\$117

H-Legs			
11"W	27"H	TSATH2711	\$160
20"W	27"H	TSATH2720	\$197

On-Module End Panels			
24"D	27"H	TSATEP24	\$359
30"D	27"H	TSATEP30	\$409

Standing Height			
24"D	40"H	TSATEP24S	\$424
30"D	40"H	TSATEP30S	\$479

Cantilever with Tie Plate			
16"D	13"H	TSATCANT	\$ 87



Tip: Cantilever with tie plate is for use with left-hand, right-hand, or shared application.

▶ **Specification Information, continued on next page**

► **Specification Information, continued from previous page**

Specification Information

• Dimensions	• Style Number	• Base Price
--------------	----------------	--------------

Side Support Brackets to Connect Worksurface to Panel

N.A.	N.A.	TSATSIDE	\$ 35
:	:	:	:

In-Line Support Plates


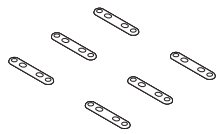
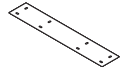
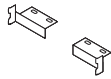
14"D	TSATPL14	\$ 63
20"D	TSATPL20	\$ 63
:	:	:

Package of Six Tie Plates for Side-by-Side Worksurfaces

7"L	TSATTIE	\$ 92
:	:	:

Reinforcing Channels

57"W	TSATRC57	\$ 47
72"W	TSATRC72	\$107
:	:	:



Grommet Package

SIN 711.1



Standard Includes		Required to Specify
▶ Need help? See <i>Kick Solutions Specification Guide</i> for product details.	• Package of 10 grommets: black plastic	Style number

Specification Information

•Style Number	•Price
TSAEGROM	\$49

SIN 711.1

Tip: TS Series bins cannot be upmounted.

Standard Includes	Required to Specify
<ul style="list-style-type: none"> ▶ Need help? See <i>Kick Solutions Specification Guide</i> for product details. • Bin with lift-up door: paint price group 1 • Recess beneath unit to accommodate shelf light • Shelf backstop • On-module attachment hooks with safety catch • Lock, keyed random: 9201 Polished Chrome only 	<ul style="list-style-type: none"> 1 Style number 2 Paint color number for bin 3 Options, if selected (see below) ▶ See <i>Surface Materials</i>, page 75.

Options	Price	Required to Specify
Surface Materials <ul style="list-style-type: none"> • Overhead bin • Paint price group 1 • Paint price group 2 • Paint price group 3 	<ul style="list-style-type: none"> No cost +\$42 +\$71 	<ul style="list-style-type: none"> Specify paint color number. Specify paint color number. Specify paint color number.
Shelf Accessories <ul style="list-style-type: none"> • Four dividers: white plastic 	+\$43	Specify <i>with dividers</i> .
Keying <ul style="list-style-type: none"> • Field-installed keying 		▶ See <i>Kick Solutions Specification Guide</i> .
Related Products <ul style="list-style-type: none"> • Shelf lights 		▶ Pages 71–73

Specification Information

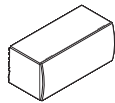
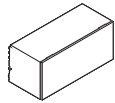
Dimensions	Number of Doors	Style Number	Base Price
D	W	H	

Bins with Flat Fronts

15¾"	24"	16¼"	1	TSASUB24L	\$ 412
15¾"	30"	16¼"	1	TSASUB30L	\$ 430
15¾"	36"	16¼"	1	TSASUB36L	\$ 449
15¾"	42"	16¼"	1	TSASUB42L	\$ 467
15¾"	48"	16¼"	1	TSASUB48L	\$ 491
15¾"	60"	16¼"	2	TSASUB60L	\$ 757
15¾"	72"	16¼"	2	TSASUB72L	\$ 833
:	:	:	:	:	:

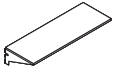
Bins with Radius Fronts

15¾"	24"	16¼"	1	TSASUBC24L	\$ 526
15¾"	30"	16¼"	1	TSASUBC30L	\$ 544
15¾"	36"	16¼"	1	TSASUBC36L	\$ 563
15¾"	42"	16¼"	1	TSASUBC42L	\$ 581
15¾"	48"	16¼"	1	TSASUBC48L	\$ 605
15¾"	60"	16¼"	2	TSASUBC60L	\$ 955
15¾"	72"	16¼"	2	TSASUBC72L	\$1031
:	:	:	:	:	:



Laminate Common Shelves

SIN 711.1



Tip: For anticipated heavy loads on 42" and 48"W laminate common shelves, a field-installed reinforcing channel (TSATRC39) can be used.

Tip: Standard worksurfaces are 13/16" thick. However, the actual thickness between Low-Pressure Laminate (LPL) and High-Pressure Laminate (HPL) worksurfaces is slightly different. It is recommended that only worksurfaces of the same type are specified in a given application. In addition, there may be sheen or texture differences when using LPL and HPL in adjacent applications. Please use caution when mixing and matching different worksurface types.

Standard Includes	Required to Specify
<ul style="list-style-type: none"> ▶ Need help? See <i>Kick Solutions Specification Guide</i> for product details. • 13/16"-thick shelf: Low-Pressure Laminate or High-Pressure Laminate • 3 mm radius profile edge: plastic • Support brackets: paint price group 1 	<ol style="list-style-type: none"> Style number Low-Pressure Laminate or High-Pressure Laminate color number for shelf Plastic edge band color number for worksurface Paint color number for support bracket Options, if selected (see below) <p>▶ See <i>Surface Materials</i>, page 75.</p>

Options	Price	Required to Specify
Surface Materials <ul style="list-style-type: none"> • Paint price group 2 	+\$14	Specify paint color number.
High-Pressure Laminate <ul style="list-style-type: none"> • Open Line laminate 	+\$65 plus cost of laminate	▶ See <i>Surface Materials Reference Manual</i> .
Related Products <ul style="list-style-type: none"> • Underline task lights 		▶ See <i>GSA Volume 1B</i>

Specification Information						
Dimensions			Style Number	Base Price	Style Number	Base Price
D	W	H	LPL		HPL	
15"	24"	1"	TSASLCL24	\$111	TSASHCL24	\$137
15"	30"	1"	TSASLCL30	\$115	TSASHCL30	\$142
15"	36"	1"	TSASLCL36	\$123	TSASHCL36	\$152
15"	42"	1"	TSASLCL42	\$133	TSASHCL42	\$164
15"	48"	1"	TSASLCL48	\$143	TSASHCL48	\$178
:	:	:	:	:	:	:

Standard Shelf Lights

SIN 711.1

Tip: Daisy chaining is not allowed in New York City or Chicago. Local electrical codes vary, so you should consult a qualified electrical contractor or engineer for proper installation of all electrical equipment.

Standard Includes	Required to Specify
<ul style="list-style-type: none"> ▶ Need help? See <i>Kick Solutions Specification Guide</i> for product details. • Light housing with centered on-off switch: black paint • End cap cord managers: black plastic only • Cords: <ul style="list-style-type: none"> — 9' cord with three-prong plug at 45° angle: black plastic only — One 30" and one 48" cord with modular connectors for daisy chaining: black plastic only • Contrast sleeve around lamp • Faceted reflector: white only • T8 3500K lamp • Ballast • Universal mounting hardware package 	<ul style="list-style-type: none"> 1 Style number 2 Options, if selected (see below)

Options	Price	Required to Specify
Surface Materials <ul style="list-style-type: none"> • Painted light housing other than black 	+\$22	Specify paint color number for housing. ▶ See <i>Surface Materials Reference Manual</i> .
Bracket Option <ul style="list-style-type: none"> • Competitive mounting package • Flush mounting package 	No cost	Specify with <i>competitive mounting package</i> .
	No cost	Specify with <i>flush mounting package</i> and paint color number for end cap covers.

Specification Information

Dimensions			Lamp Wattage	Style Number	Base Price
D	W	H			

Electronic Ballast

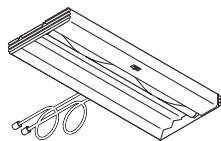
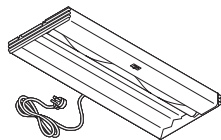
9 1/4"	25"	1 3/4"	17 watts	LSM24K	\$385
9 1/4"	37"	1 3/4"	25 watts	LSM36K	\$409
9 1/4"	49"	1 3/4"	32 watts	LSM48K	\$443

With Chicago Cord Including Circuit Breaker

9 1/4"	25"	1 3/4"	17 watts	LSM24KC	\$444
9 1/4"	37"	1 3/4"	25 watts	LSM36KC	\$468
9 1/4"	49"	1 3/4"	32 watts	LSM48KC	\$502

With Daisy Chain Cords

9 1/4"	25"	1 3/4"	17 watts	LSM24KD	\$418
9 1/4"	37"	1 3/4"	25 watts	LSM36KD	\$442
9 1/4"	49"	1 3/4"	32 watts	LSM48KD	\$476



Kick System

Utility2 Shelf Lights

SIN 711.1

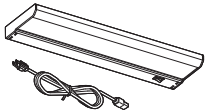

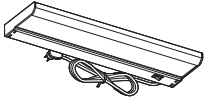
Tip: Daisy chaining is not allowed in New York City or Chicago. Local electrical codes vary, so you should consult a qualified electrical contractor or engineer for proper installation of all electrical equipment.

Tip: Specification guidelines can be found on the next page.

Tip: Cord on stand alone light has right-hand exit. Cord on daisy chain light has off center exit.

Tip: Because shelf lights are usually recessed, black is the standard paint color. Paint colors other than black have an upcharge.

Tip: If an optional paint color is selected for the housing, the electrical switches and end caps will remain black plastic.



Tip: Minimum of two fixtures for daisy chaining and maximum of 10.

Tip: When ordering starter light do not order a daisy chain starter cord.

Standard Includes	Required to Specify
<ul style="list-style-type: none"> ▶ Need help? See <i>Kick Solutions Specification Guide</i> for product details. • Light housing with right-hand on-off switch: black paint • End cap cord managers: black plastic only • Cords: <ul style="list-style-type: none"> – 9' cord with three-prong plug on stand alone lights and daisy chain starter lights, if selected – 78" jumper cord on daisy chain lights, if selected • Prismatic lens • Angled reflector: silver only • T8 3500K lamp • Ballast • Universal and flush mounting hardware package 	<ol style="list-style-type: none"> 1 Style number 2 Paint color number, if other than black (see options below) 3 Options, if selected (see below)

Options	Price	Required to Specify
Surface Materials <ul style="list-style-type: none"> • Painted light housing other than black 	+ \$22	Specify paint color number for housing. ▶ See <i>Surface Materials Reference Manual</i> .
Lens <ul style="list-style-type: none"> • Batwing lens 	+ \$30	Specify with batwing lens.

Specification Information					
Dimensions	Lamp	Style	Base		
D W H	Wattage	Number	Price		

Electronic High-Power-Factor Ballast

6 7/8"	25"	1 5/8"	17 watts	LSB24K2	\$255
6 7/8"	37"	1 5/8"	25 watts	LSB36K2	\$301
6 7/8"	49"	1 5/8"	32 watts	LSB48K2	\$334

With Chicago Cord Including Circuit Breaker

6 7/8"	25"	1 5/8"	17 watts	LSB24KC2	\$314
6 7/8"	37"	1 5/8"	25 watts	LSB36KC2	\$360
6 7/8"	49"	1 5/8"	32 watts	LSB48KC2	\$393

Daisy Chain Light with 78" Jumper Cord

6 7/8"	25"	1 5/8"	17 watts	LSB24KD2	\$288
6 7/8"	37"	1 5/8"	25 watts	LSB36KD2	\$334
6 7/8"	49"	1 5/8"	32 watts	LSB48KD2	\$367

Daisy Chain Starter Light with 9' Starter Cord

6 7/8"	25"	1 5/8"	17 watts	LSB24KS2	\$288
6 7/8"	37"	1 5/8"	25 watts	LSB36KS2	\$334
6 7/8"	49"	1 5/8"	32 watts	LSB48KS2	\$367

▶ **Specification Information, continued on next page**

► Specification Information, continued from previous page

Specification Information

Dimensions			Lamp	Style	Base
D	W	H	Wattage	Number	Price

Electronic Normal-Power-Factor Ballast

67/8"	25"	15/8"	17 watts	LSB24M2	\$182
67/8"	37"	15/8"	25 watts	LSB36M2	\$228
67/8"	49"	15/8"	32 watts	LSB48M2	\$261

With Chicago Cord Including Circuit Breaker

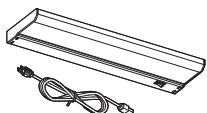
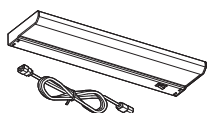
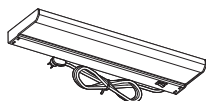
67/8"	25"	15/8"	17 watts	LSB24MC2	\$241
67/8"	37"	15/8"	25 watts	LSB36MC2	\$287
67/8"	49"	15/8"	32 watts	LSB48MC2	\$320

Daisy Chain Light with 78" Jumper Cord

67/8"	25"	15/8"	17 watts	LSB24MD2	\$215
67/8"	37"	15/8"	25 watts	LSB36MD2	\$261
67/8"	49"	15/8"	32 watts	LSB48MD2	\$294

Daisy Chain Starter Light with 9' Starter Cord

67/8"	25"	15/8"	17 watts	LSB24MS2	\$215
67/8"	37"	15/8"	25 watts	LSB36MS2	\$261
67/8"	49"	15/8"	32 watts	LSB48MS2	\$294



Tip: Minimum of two fixtures for daisy chaining and maximum of 10.

Tip: When ordering starter light do not order a daisy chain starter cord.

Specification Guidelines

Application	Requirement
2 lights	1 starter light fixture and 1 daisy chain light with jumper cord fixtures
3 lights	1 starter light fixture and 2 daisy chain light with jumper cord fixtures
4 lights	1 starter light fixture and 3 daisy chain light with jumper cord fixtures
5 lights	1 starter light fixture and 4 daisy chain light with jumper cord fixtures
6 lights	1 starter light fixture and 5 daisy chain light with jumper cord fixtures
7 lights	1 starter light fixture and 6 daisy chain light with jumper cord fixtures
8 lights	1 starter light fixture and 7 daisy chain light with jumper cord fixtures
9 lights	1 starter light fixture and 8 daisy chain light with jumper cord fixtures
10 lights	1 starter light fixture and 9 daisy chain light with jumper cord fixtures

Vertical Wire Managers

SIN 711.1

Vertical Wire Manager

With Clips



Tip: Wire manager can be cut in the field to the specific length needed.

Tip: Wire manager snaps into slotted channel on panel vertical.

Standard Includes	Required to Specify
-------------------	---------------------

- | | |
|---|--|
| <ul style="list-style-type: none"> ▶ Need help? See <i>Kick Solutions Specification Guide</i> for product details. | <ul style="list-style-type: none"> • Vertical wire manager: plastic |
|---|--|

- 1 Style number
- 2 Plastic color number:
 - 6000 Black
 - 6009 Arctic White
 - 6249 Platinum Solid
 - 6652 Titanium
 - 6654 Sand
 - 6697 Fog

Specification Information		
• Height	• Style Number	• Price

48"	TSAEVWM48	\$22
-----	------------------	------

Vertical Wire Manager

With Wing Edges



Tip: Wire manager can be cut in the field to the specific length needed.

Tip: Wings along length of wire manager are captured by edge of skin or vertical trim to hold wire manager in place.

Standard Includes	Required to Specify
-------------------	---------------------

- | | |
|---|--|
| <ul style="list-style-type: none"> ▶ Need help? See <i>Kick Solutions Specification Guide</i> for product details. | <ul style="list-style-type: none"> • Vertical wire manager: plastic |
|---|--|

- 1 Style number
- 2 Plastic color number:
 - 6000 Black
 - 6659 Light Grey

Specification Information		
• Height	• Style Number	• Price

20"	TSAEVWMZ20	\$14
-----	-------------------	------

Surface Materials

► For Surface Materials matrices for all product lines, see *Kick Solutions Specification Guide*.

Paint

Steelcase Surfaces

- Applies to:
- Kick panel top caps
 - Kick base covers
 - Kick panel trim
 - Kick panel border
 - Kick perforated steel
 - Kick panel door frame
 - Kick Options panel door frame
 - Kick change-of-height connector packages
 - Kick power and cable poles
 - Kick New York City base power-ins
 - Kick cantilevers
 - Kick worksurface legs (post and H-legs)
 - Kick storage bins
 - Kick shelves
 - Kick wall channels
 - Kick overhead storage bin support brackets
 - Kick laminate common shelf support brackets

Price Group 1

- 7207 Black
- 7225 Sand
- 7241 Arctic White
- 7243 Seagull

Price Group 2

- Smooth Metallic**
- 4750 Champagne Metallic
 - 4798 Sterling Metallic
 - 4799 Platinum Metallic
 - 4803 Near Black Metallic

Textured Metallic

- 7246 Midnight Metallic

- Applies to:
- Kick panel frames (TSAPR__ style numbers only)
 - 0835 Black
 - 4798 Sterling

Plastic

Steelcase Surfaces

- Applies to:
- Kick worksurface edge band
 - 6000 Black*
 - 6009 Arctic White*
 - 6034 Natural Cherry
 - 6037 Winter On Maple
 - 6053 Seagull*
 - 6234 Clear Cherry*
 - 6242 Virginia Walnut*
 - 6243 Blackwood*
 - 6245 Clear Walnut*
 - 6246 Warm Oak*
 - 6527 Merle
 - 6636 Mist*
 - 6654 Sand*
 - 6655 Warm White*
 - 6676 Marbled Maple
 - 6677 Chocolate Walnut
 - 6678 Marbled Cherry
 - 6689 Brushed Silver*
 - 6703 Ash Wenge
 - 6704 Storm Wenge
 - 6705 Bisque Wenge
 - 6706 Clay Wenge

*These solid color and woodgrain edge colors are a polyolefin blend, PVC-free material for 3 mm and 1 mm edge banding.

- Applies to:
- Kick vertical wire manager with clips
 - 6000 Black
 - 6009 Arctic White
 - 6249 Platinum Solid
 - 6652 Titanium
 - 6654 Sand
 - 6697 Fog

- Applies to:
- Kick vertical wire manager with wing edges
 - 6000 Black
 - 6659 Light Grey

Laminate

Steelcase Surfaces

Low-Pressure Laminate

- Applies to:
- Kick worksurfaces
 - Kick laminate common shelf
 - 247L Black Version 2 LPL
 - 25L1 Winter on Maple LPL
 - 25L5 Virginia Walnut LPL
 - 25L6 Blackwood LPL
 - 25L8 Clear Walnut LPL
 - 25L9 Warm Oak LPL
 - 262L Marbled Maple LPL
 - 264L Chocolate Walnut LPL
 - 267L Marbled Cherry Version 2 LPL
 - 26L1 Natural Cherry Version 2 LPL
 - 2L03 Brushed Silver LPL
 - 2L30 Arctic White LPL
 - 2L50 Vanadium Fiber LPL
 - 2L52 Tungsten Fiber LPL
 - 2L83 Seagull LPL
 - 2L85 Dune LPL
 - 2LAT Acacia LPL
 - 2LAN Ash Noce LPL
 - 2LAW Ash Wenge LPL
 - 2LBN Bisque Noce LPL
 - 2LBW Bisque Wenge LPL
 - 2LCN Clay Noce LPL
 - 2LCW Clay Wenge LPL
 - 2LMG Merle LPL
 - 2LSN Storm Noce LPL
 - 2LSW Storm Wenge LPL

High-Pressure Laminate

- Applies to:
- Kick worksurfaces
 - Kick laminate common shelf
 - 2406 Clear Cherry
 - 2412 Natural Cherry Version 2 HPL
 - 2503 Brushed Silver HPL
 - 2511 Winter on Maple HPL
 - 2535 Virginia Walnut HPL
 - 2536 Blackwood HPL
 - 2538 Clear Walnut HPL
 - 2539 Warm Oak HPL
 - 2612 Marbled Maple HPL
 - 2614 Chocolate Walnut HPL
 - 2615 Marbled Cherry Version 2 HPL
 - 2730 Arctic White HPL
 - 2746 Black HPL
 - 2850 Vanadium Fiber HPL
 - 2852 Tungsten Fiber HPL
 - 2883 Seagull HPL
 - 2885 Dune HPL

- Applies to:
- Kick laminate inserts
 - 2L03 Brushed Silver

Custom Surfaces

Open Line Laminate (OLL)

This service allows you to order non-standard laminate at an additional processing fee of \$65 per worksurface or top, plus the cost of the laminate.

When processing orders for Open Line laminate on Universal Worksurfaces and Universal Storage tops, specify 2900 in the laminate finish field and enter the OLL manufacturer information. Enter the required edge finish as you would a standard laminate.

Edge color for the Open Line laminate on Turnstone products must be determined by the dealer and customer before orders can be entered. Specify appropriate 2K finish number. *Tip: Standard laminates being used in the Open Line Laminate program to obtain a different edge detail will be charged the Open Line laminate upcharge; however, no additional charges for the laminate will be applied.*

Laminate Approval and Material Requirements

To confirm whether a particular laminate has already been tested for use on a specific Steelcase product or to determine material square foot requirements:

- Visit www.steelcase.com

For additional information, refer to the *Steelcase Surface Materials Reference Manual*.

Vertical Surface Fabrics

- Applies to:
- Kick panels
 - Kick tackboards

Steelcase Surfaces

Kick Standard Price Group A

- Lido
- Sprite

Price Group 1

- Abacus
- Bariolage
- Boccie
- Buzz2
- Charm
- Embrasure
- Pianista
- Tinsel

Price Group 2

- Amiranté
- Ashanti Reverse
- Bouquet
- Cogent: Geode Seating
- Cogent: Geode Vertical
- Flip: Orbit
- Flip: Plain Jane
- Flip: TexHex
- Fresco
- Latch
- Milano
- Regatta
- Tinsel

Price Group 3

- Billiard Multi-Use by Designtex

Select Surfaces

For information on products within Select Surfaces, including accent paints and fabrics from Designtex and Pollack, please refer to the *Surface Materials Reference Manual* or visit Steelcase.com/selectsurfaces.

Kick Freestanding Metal Desk



Statement of Line **78**



Specifying

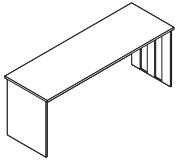
Desk Shells (SIN 711.1)	80
Single-Pedestal Desks (SIN 711.1)	82
Double-Pedestal Desks (SIN 711.1)	84
Curved Corner Desks (SIN 711.1)	86
Returns (SIN 711.1)	88
Single-Pedestal Returns (SIN 711.1)	90
Bridges (SIN 711.1)	94
Peninsula Worksurfaces (SIN 711.1)	96
Overhead Storage Cabinets (SIN 711.1)	97
Tackboards (SIN 711.1)	98



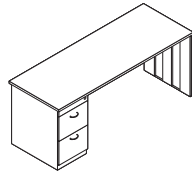
Surface Materials **99**

Statement of Line

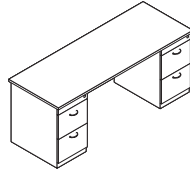
Kick Freestanding Metal Desk



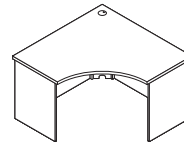
Desk Shells
▶ Page 80



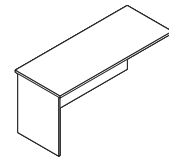
Single-Pedestal Desks
▶ Page 82



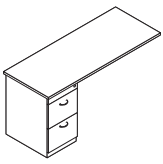
Double-Pedestal Desks
▶ Page 84



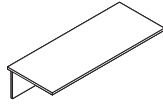
Curved Corner Desks
▶ Page 86



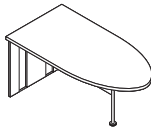
Returns
▶ Page 88



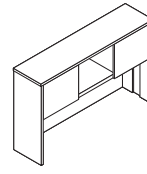
Single-Pedestal Returns
▶ Page 90



Bridges
▶ Page 94



Peninsula Worksurfaces
▶ Page 96

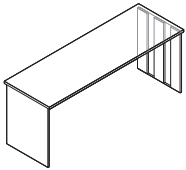


Overhead Storage Cabinets
▶ Page 97

Kick Freestanding
Metal Desk

Desk Shells

SIN 711.1



Tip: Standard worksurfaces are 1 1/8" thick. However, the actual thickness between Low-Pressure Laminate (LPL) and High-Pressure Laminate (HPL) worksurfaces is slightly different. It is recommended that only worksurfaces of the same type are specified in a given application. In addition, there may be sheen or texture differences when using LPL and HPL in adjacent applications. Please use caution when mixing and matching different worksurface types.

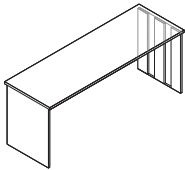
Tip: Reinforcing channel (TSATRC57) is available to add support to worksurfaces that have 60" or more of unsupported kneespace and which will be heavily loaded. Must be ordered separately.
 ▶ Page 67

Standard Includes	Required to Specify
<ul style="list-style-type: none"> ▶ Need help? See <i>Kick Solutions Specification Guide</i> for product details. • 1 1/8"- thick worksurface: Low-Pressure Laminate and High-Pressure Laminate • 3 mm radius profile edge on user's side: plastic • Side and back edges: plastic to match user's side • Two full end panels: paint price group 1 • Partial-height or full-height modesty panel, if selected: paint price group 1 	<ul style="list-style-type: none"> 1 Style number 2 Low-Pressure Laminate or High-Pressure Laminate color number for worksurface 3 Plastic edge band color number for worksurface 4 Paint color number for end panels and modesty panel, if selected 5 Options, if selected (see below) ▶ See <i>Surface Materials</i>, page 99.

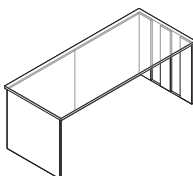
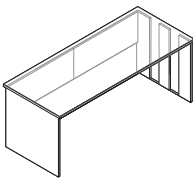
Options	Price	Required to Specify
Surface Materials <ul style="list-style-type: none"> • End panels and modesty panel • Paint price group 1 • Paint price group 2 	<ul style="list-style-type: none"> No cost +\$28 	<ul style="list-style-type: none"> Specify paint color number. Specify paint color number.
<ul style="list-style-type: none"> • High-Pressure Laminate worksurfaces • Open Line laminate 	<ul style="list-style-type: none"> +\$65 plus cost of laminate 	<ul style="list-style-type: none"> ▶ See <i>Surface Materials Reference Manual</i>.
Related Products <ul style="list-style-type: none"> • Worksurface-height power and communication access • Reinforcing channel • Grommet package, field-installed 		<ul style="list-style-type: none"> ▶ Page 51 ▶ Page 67 ▶ Page 68

Specification Information

Dimensions			Style Number LPL	Base Price	Style Number HPL	Base Price
D	W	H				



Tip: Kick reinforcing channels are recommended for 36"D desk shells.



Desk Shells

24"	48"	28½"	TSAFLD2448	\$ 690	TSAFHD2448	\$ 740
24"	60"	28½"	TSAFLD2460	\$ 743	TSAFHD2460	\$ 793
24"	66"	28½"	TSAFLD2466	\$ 768	TSAFHD2466	\$ 818
24"	72"	28½"	TSAFLD2472	\$ 778	TSAFHD2472	\$ 828
30"	60"	28½"	TSAFLD3060	\$ 830	TSAFHD3060	\$ 880
30"	66"	28½"	TSAFLD3066	\$ 855	TSAFHD3066	\$ 905
30"	72"	28½"	TSAFLD3072	\$ 885	TSAFHD3072	\$ 935
36"	60"	28½"	TSAFLD3660	\$1020	TSAFHD3660	\$1070
36"	66"	28½"	TSAFLD3666	\$1047	TSAFHD3666	\$1097
36"	72"	28½"	TSAFLD3672	\$1077	TSAFHD3672	\$1127

Desk Shells with Partial-Height Modesty Panel

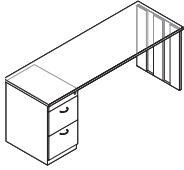
24"	48"	28½"	TSAFLD2448M	\$ 770	TSAFHD2448M	\$ 820
24"	60"	28½"	TSAFLD2460M	\$ 823	TSAFHD2460M	\$ 873
24"	66"	28½"	TSAFLD2466M	\$ 848	TSAFHD2466M	\$ 898
24"	72"	28½"	TSAFLD2472M	\$ 858	TSAFHD2472M	\$ 908
30"	60"	28½"	TSAFLD3060M	\$ 910	TSAFHD3060M	\$ 960
30"	66"	28½"	TSAFLD3066M	\$ 935	TSAFHD3066M	\$ 985
30"	72"	28½"	TSAFLD3072M	\$ 965	TSAFHD3072M	\$1015
36"	60"	28½"	TSAFLD3660M	\$1100	TSAFHD3660M	\$1150
36"	66"	28½"	TSAFLD3666M	\$1127	TSAFHD3666M	\$1177
36"	72"	28½"	TSAFLD3672M	\$1157	TSAFHD3672M	\$1207

Desk Shells with Full-Height Modesty Panel

24"	48"	28½"	TSAFLD2448F	\$ 795	TSAFHD2448F	\$ 845
24"	60"	28½"	TSAFLD2460F	\$ 848	TSAFHD2460F	\$ 898
24"	66"	28½"	TSAFLD2466F	\$ 873	TSAFHD2466F	\$ 923
24"	72"	28½"	TSAFLD2472F	\$ 883	TSAFHD2472F	\$ 933
30"	60"	28½"	TSAFLD3060F	\$ 935	TSAFHD3060F	\$ 985
30"	66"	28½"	TSAFLD3066F	\$ 960	TSAFHD3066F	\$1010
30"	72"	28½"	TSAFLD3072F	\$ 990	TSAFHD3072F	\$1040
36"	60"	28½"	TSAFLD3660F	\$1125	TSAFHD3660F	\$1175
36"	66"	28½"	TSAFLD3666F	\$1152	TSAFHD3666F	\$1202
36"	72"	28½"	TSAFLD3672F	\$1182	TSAFHD3672F	\$1232

Single-Pedestal Desks

SIN 711.1



Tip: 48"W single-pedestal desks have a box/box/file pedestal only. 48"W single-pedestal desks are not available with a file/file pedestal.

Tip: All single-pedestal desks with a file/file drawer configuration must be connected to a bridge, return, or overhead storage cabinet to provide adequate stability.

Tip: Standard worksurfaces are 1 1/8" thick. However, the actual thickness between Low-Pressure Laminate (LPL) and High-Pressure Laminate (HPL) worksurfaces is slightly different. It is recommended that only worksurfaces of the same type are specified in a given application. In addition, there may be sheen or texture differences when using LPL and HPL in adjacent applications. Please use caution when mixing and matching different worksurface types.

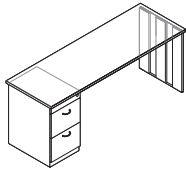
Standard Includes	Required to Specify
<ul style="list-style-type: none"> ▶ Need help? See <i>Kick Solutions Specification Guide</i> for product details. • 1 1/8"- thick worksurface: Low-Pressure Laminate or High-Pressure Laminate • 3 mm radius profile edge on user's side: plastic • Side and back edges: plastic default to match user's side • One full end panel: paint price group 1 • Partial-height or full-height modesty panel, if selected: paint price group 1 • One file/file pedestal on desks 60"W and wider: paint price group 1 • One box/box/file pedestal on desks 48"W: paint price group 1 • Handle pulls on drawers: 0835 Black or 9211 Nickel • Lock face ring with plastic plug to accommodate lock cylinder: 9201 Polished Chrome 	<ul style="list-style-type: none"> 1 Style number 2 Low-Pressure Laminate or High-Pressure Laminate color number for worksurface 3 Plastic edge band color number for worksurface 4 Paint color number for end panel, pedestal, and modesty panel, if selected 5 Color number for handle pulls: 0835 Black 9211 Nickel 6 Options, if selected (see below) ▶ See <i>Surface Materials</i>, page 99. <i>Tip: Remember to specify lock cylinder and key.</i> ▶ Lock Cylinders, see <i>Kick Solutions Specification Guide</i>.

Options	Price	Required to Specify
Surface Materials <ul style="list-style-type: none"> • Paint price group 1 • Paint price group 2 	<ul style="list-style-type: none"> No cost +\$42 	<ul style="list-style-type: none"> Specify paint color number. Specify paint color number.
	High-Pressure Laminate worksurfaces <ul style="list-style-type: none"> • Open Line laminate 	<ul style="list-style-type: none"> +\$65 plus cost of laminate ▶ See <i>Surface Materials Reference Manual</i>.
Pedestals <ul style="list-style-type: none"> • One box/box/file pedestal 	<ul style="list-style-type: none"> +\$22 	<ul style="list-style-type: none"> Specify with <i>box/box/file pedestal</i>.
Pulls <ul style="list-style-type: none"> • Ledge pulls: 7207 Black • Ledge pulls: 4799 Platinum 	<ul style="list-style-type: none"> +\$26 +\$32 	<ul style="list-style-type: none"> Specify with <i>7207 Black ledge pulls</i>. Specify with <i>4799 Platinum ledge pulls</i>.
Related Products <ul style="list-style-type: none"> • Worksurface-height power and communication access • Grommet package, field-installed • Box drawer divider • File drawer divider • Pencil tray 		<ul style="list-style-type: none"> ▶ Page 51 ▶ Page 68 ▶ See <i>GSA Volume 2</i>. ▶ See <i>GSA Volume 2</i>. ▶ See <i>GSA Volume 2</i>.

SIN 711.1

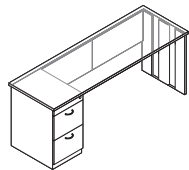
Specification Information

Dimensions			Style Number LPL	Base Price	Style Number HPL	Base Price
D	W	H				



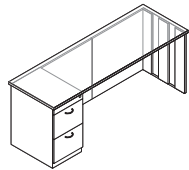
Single-Pedestal Desk

24"	48"	28½"	TSAFLN2448	\$ 920	TSAFHN2448	\$ 970
24"	60"	28½"	TSAFLN2460	\$ 983	TSAFHN2460	\$1033
24"	66"	28½"	TSAFLN2466	\$1008	TSAFHN2466	\$1058
24"	72"	28½"	TSAFLN2472	\$1018	TSAFHN2472	\$1068
30"	48"	28½"	TSAFLN3048	\$1017	TSAFHN3048	\$1067
30"	60"	28½"	TSAFLN3060	\$1096	TSAFHN3060	\$1146
30"	66"	28½"	TSAFLN3066	\$1121	TSAFHN3066	\$1171
30"	72"	28½"	TSAFLN3072	\$1151	TSAFHN3072	\$1201
36"	60"	28½"	TSAFLN3660	\$1252	TSAFHN3660	\$1302
36"	66"	28½"	TSAFLN3666	\$1279	TSAFHN3666	\$1329
36"	72"	28½"	TSAFLN3672	\$1309	TSAFHN3672	\$1359



Single-Pedestal Desk with Partial-Height Modesty Panel

24"	48"	28½"	TSAFLN2448M	\$ 967	TSAFHN2448M	\$1017
24"	60"	28½"	TSAFLN2460M	\$1030	TSAFHN2460M	\$1080
24"	66"	28½"	TSAFLN2466M	\$1055	TSAFHN2466M	\$1105
24"	72"	28½"	TSAFLN2472M	\$1065	TSAFHN2472M	\$1115
30"	48"	28½"	TSAFLN3048M	\$1064	TSAFHN3048M	\$1114
30"	60"	28½"	TSAFLN3060M	\$1143	TSAFHN3060M	\$1193
30"	66"	28½"	TSAFLN3066M	\$1168	TSAFHN3066M	\$1218
30"	72"	28½"	TSAFLN3072M	\$1198	TSAFHN3072M	\$1248
36"	60"	28½"	TSAFLN3660M	\$1299	TSAFHN3660M	\$1349
36"	66"	28½"	TSAFLN3666M	\$1326	TSAFHN3666M	\$1376
36"	72"	28½"	TSAFLN3672M	\$1356	TSAFHN3672M	\$1406



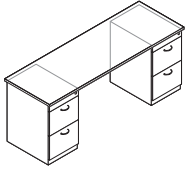
Single-Pedestal Desk with Full-Height Modesty Panel

24"	48"	28½"	TSAFLN2448F	\$ 989	TSAFHN2448F	\$1039
24"	60"	28½"	TSAFLN2460F	\$1052	TSAFHN2460F	\$1102
24"	66"	28½"	TSAFLN2466F	\$1077	TSAFHN2466F	\$1127
24"	72"	28½"	TSAFLN2472F	\$1087	TSAFHN2472F	\$1137
30"	60"	28½"	TSAFLN3048F	\$1086	TSAFHN3048F	\$1136
30"	60"	28½"	TSAFLN3060F	\$1165	TSAFHN3060F	\$1215
30"	66"	28½"	TSAFLN3066F	\$1190	TSAFHN3066F	\$1240
30"	72"	28½"	TSAFLN3072F	\$1220	TSAFHN3072F	\$1270
36"	60"	28½"	TSAFLN3660F	\$1321	TSAFHN3660F	\$1371
36"	66"	28½"	TSAFLN3666F	\$1348	TSAFHN3666F	\$1398
36"	72"	28½"	TSAFLN3672F	\$1378	TSAFHN3672F	\$1428

Kick Freestanding
Metal Desk

Double-Pedestal Desks

SIN 711.1



Tip: Standard worksurfaces are 1 1/8" thick. However, the actual thickness between Low-Pressure Laminate (LPL) and High-Pressure Laminate (HPL) worksurfaces is slightly different. It is recommended that only worksurfaces of the same type are specified in a given application. In addition, there may be sheen or texture differences when using LPL and HPL in adjacent applications. Please use caution when mixing and matching different worksurface types.

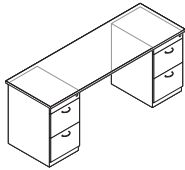
Standard Includes	Required to Specify
<ul style="list-style-type: none"> ▶ Need help? See <i>Kick Solutions Specification Guide</i> for product details. • 1 1/8"- thick worksurface: Low-Pressure Laminate or High-Pressure Laminate • 3 mm radius profile edge on user's side: plastic • Side and back edges: plastic default to match user's side • Partial-height or full-height modesty panel, if selected: paint price group 1 • Two file/file pedestals: paint price group 1 • Handle pulls on drawers: 0835 Black or 9211 Nickel • Lock face ring with plastic plug to accommodate lock cylinder: 9201 Polished Chrome 	<ol style="list-style-type: none"> 1 Style number 2 Low-Pressure Laminate or High-Pressure Laminate color number for worksurface 3 Plastic edge band color number for worksurface 4 Paint color number for pedestals and modesty panel, if selected 5 Color number for handle pulls: 0835 Black 9211 Nickel 6 Options, if selected (see below) <ul style="list-style-type: none"> ▶ See <i>Surface Materials</i>, page 99. <i>Tip: Remember to specify lock cylinder and key.</i> ▶ Lock Cylinders, see <i>Kick Solutions Specification Guide</i>.

Options	Price	Required to Specify
Surface Materials	<p>Pedestals and modesty panel</p> <ul style="list-style-type: none"> • Paint price group 1 No cost • Paint price group 2 +\$63 <hr/> <p>High-Pressure Laminate worksurfaces</p> <ul style="list-style-type: none"> • Open Line laminate +\$65 plus cost of laminate 	<p>Specify paint color number. Specify paint color number.</p> <hr/> <p>▶ See <i>Surface Materials Reference Manual</i>.</p>
Pedestals	<ul style="list-style-type: none"> • Two box/box/file pedestals +\$44 • One box/box/file pedestal and one file/file pedestal +\$22 	<p>Specify with two box/box/file pedestals. Specify with one box/box/file pedestal and one file/file pedestal.</p>
Pulls	<ul style="list-style-type: none"> • Ledge pulls: 7207 Black +\$26 • Ledge pulls: 4799 Platinum +\$32 	<p>Specify with 7207 Black ledge pulls. Specify with 4799 Platinum ledge pulls.</p>
Related Products	<ul style="list-style-type: none"> • Worksurface-height power and communication access • Grommet package, field-installed • Box drawer divider • File drawer divider • Pencil tray 	<ul style="list-style-type: none"> ▶ Page 51 ▶ Page 68 ▶ See <i>GSA Volume 2</i>. ▶ See <i>GSA Volume 2</i>. ▶ See <i>GSA Volume 2</i>.

SIN 711.1

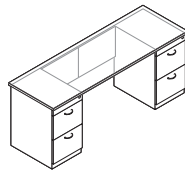
Specification Information

Dimensions			Style Number LPL	Base Price	Style Number HPL	Base Price
D	W	H				



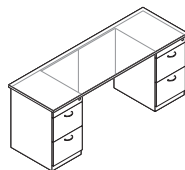
Double-Pedestal Desk

24"	60"	28½"	TSAFLM2460	\$1183	TSAFHM2460	\$1233
24"	66"	28½"	TSAFLM2466	\$1208	TSAFHM2466	\$1258
24"	72"	28½"	TSAFLM2472	\$1218	TSAFHM2472	\$1268
30"	60"	28½"	TSAFLM3060	\$1317	TSAFHM3060	\$1367
30"	66"	28½"	TSAFLM3066	\$1342	TSAFHM3066	\$1392
30"	72"	28½"	TSAFLM3072	\$1372	TSAFHM3072	\$1422
36"	60"	28½"	TSAFLM3660	\$1479	TSAFHM3660	\$1529
36"	66"	28½"	TSAFLM3666	\$1506	TSAFHM3666	\$1556
36"	72"	28½"	TSAFLM3672	\$1536	TSAFHM3672	\$1586



Double-Pedestal Desk with Partial-Height Modesty Panel

24"	60"	28½"	TSAFLM2460M	\$1242	TSAFHM2460M	\$1292
24"	66"	28½"	TSAFLM2466M	\$1267	TSAFHM2466M	\$1317
24"	72"	28½"	TSAFLM2472M	\$1277	TSAFHM2472M	\$1327
30"	60"	28½"	TSAFLM3060M	\$1376	TSAFHM3060M	\$1426
30"	66"	28½"	TSAFLM3066M	\$1401	TSAFHM3066M	\$1451
30"	72"	28½"	TSAFLM3072M	\$1431	TSAFHM3072M	\$1481
36"	60"	28½"	TSAFLM3660M	\$1538	TSAFHM3660M	\$1588
36"	66"	28½"	TSAFLM3666M	\$1565	TSAFHM3666M	\$1615
36"	72"	28½"	TSAFLM3672M	\$1595	TSAFHM3672M	\$1645



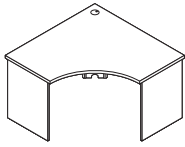
Double-Pedestal Desk with Full-Height Modesty Panel

24"	60"	28½"	TSAFLM2460F	\$1264	TSAFHM2460F	\$1314
24"	66"	28½"	TSAFLM2466F	\$1289	TSAFHM2466F	\$1339
24"	72"	28½"	TSAFLM2472F	\$1299	TSAFHM2472F	\$1349
30"	60"	28½"	TSAFLM3060F	\$1398	TSAFHM3060F	\$1448
30"	66"	28½"	TSAFLM3066F	\$1423	TSAFHM3066F	\$1473
30"	72"	28½"	TSAFLM3072F	\$1453	TSAFHM3072F	\$1503
36"	60"	28½"	TSAFLM3660F	\$1560	TSAFHM3660F	\$1610
36"	66"	28½"	TSAFLM3666F	\$1587	TSAFHM3666F	\$1637
36"	72"	28½"	TSAFLM3672F	\$1617	TSAFHM3672F	\$1667

Kick Freestanding
Metal Desk

Curved Corner Desks

SIN 711.1



Tip: Standard worksurfaces are 1 1/8" thick. However, the actual thickness between Low-Pressure Laminate (LPL) and High-Pressure Laminate (HPL) worksurfaces is slightly different. It is recommended that only worksurfaces of the same type are specified in a given application. In addition, there may be sheen or texture differences when using LPL and HPL in adjacent applications. Please use caution when mixing and matching different worksurface types.

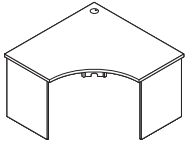
Standard Includes	Required to Specify
<ul style="list-style-type: none"> ▶ Need help? See <i>Kick Solutions Specification Guide</i> for product details. • 1 1/8"- thick worksurface: Low-Pressure Laminate or High-Pressure Laminate • 3 mm radius profile edge on user's side: plastic • Side and back edges: plastic default to match user's side • Two full end panels on 24"D corner desks: paint price group 1 • Two clear-access supports on 18"D corner desks: paint price group 1 • Two partial-height or full-height modesty panels, if selected: paint price group 1 • Rear corner support: paint price group 1 • Grommet: black plastic <p><i>Exception: Grommet is not available on Universal laminate worksurfaces</i></p>	<ol style="list-style-type: none"> 1 Style number 2 Low-Pressure Laminate or High-Pressure Laminate color number for worksurface 3 Plastic edge band color number for worksurface 4 Paint color number for end panels, rear corner support, clear-access supports and modesty panels, if selected 5 Options, if selected (see below) <p>▶ See <i>Surface Materials</i>, page 99.</p>

Options	Price	Required to Specify
<p>Surface Materials</p> <ul style="list-style-type: none"> • End panels, supports, and modesty panels • Paint price group 1 • Paint price group 2 	<p>No cost</p> <p>+\$42</p>	<p>Specify paint color number.</p> <p>Specify paint color number.</p>
<p>High-Pressure Laminate worksurfaces</p> <ul style="list-style-type: none"> • Open Line laminate 	<p>+\$65 plus cost of laminate</p>	<p>▶ See <i>Surface Materials Reference Manual</i>.</p>
<p>End Panels</p> <ul style="list-style-type: none"> • One full end panel and one clear-access support • Two clear-access supports 	<p>No cost</p> <p>No cost</p>	<p>Specify with one full end panel and one clear-access support.</p> <p>Specify with two clear-access supports.</p>
<p>Related Products</p> <ul style="list-style-type: none"> • Worksurface-height power and communication access • Wire cover for corner clear-access supports 		<p>▶ Page 51</p> <p>▶ Page 87</p>

SIN 711.1

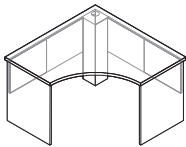
Specification Information

Dimensions			Style Number	Base Price	Style Number	Base Price
D	W	H	LPL		HPL	



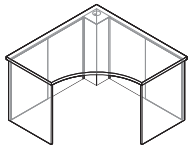
Corner Desks

18"	36"	28½"	TSAFLC1836	\$ 877	TSAFHC1836	\$ 915
18"	42"	28½"	TSAFLC1842	\$ 911	TSAFHC1842	\$ 949
18"	48"	28½"	TSAFLC1848	\$ 952	TSAFHC1848	\$ 990
24"	36"	28½"	TSAFLC2436	\$ 868	TSAFHC2436	\$ 906
24"	42"	28½"	TSAFLC2442	\$ 905	TSAFHC2442	\$ 943
24"	48"	28½"	TSAFLC2448	\$ 946	TSAFHC2448	\$ 984



Corner Desks with Partial-Height Modesty Panels

18"	36"	28½"	TSAFLC1836M	\$ 968	TSAFHC1836M	\$1006
18"	42"	28½"	TSAFLC1842M	\$1002	TSAFHC1842M	\$1040
18"	48"	28½"	TSAFLC1848M	\$1043	TSAFHC1848M	\$1081
24"	36"	28½"	TSAFLC2436M	\$ 959	TSAFHC2436M	\$ 997
24"	42"	28½"	TSAFLC2442M	\$ 996	TSAFHC2442M	\$1034
24"	48"	28½"	TSAFLC2448M	\$1037	TSAFHC2448M	\$1075



Corner Desks with Partial-Height Modesty Panels

18"	36"	28½"	TSAFLC1836F	\$1016	TSAFHC1836F	\$1054
18"	42"	28½"	TSAFLC1842F	\$1050	TSAFHC1842F	\$1088
18"	48"	28½"	TSAFLC1848F	\$1091	TSAFHC1848F	\$1129
24"	36"	28½"	TSAFLC2436F	\$1007	TSAFHC2436F	\$1045
24"	42"	28½"	TSAFLC2442F	\$1044	TSAFHC2442F	\$1082
24"	48"	28½"	TSAFLC2448F	\$1085	TSAFHC2448F	\$1123

Kick Freestanding Metal Desk

Wire Cover for Corner Clear-Access Supports



Standard Includes	Required to Specify
-------------------	---------------------

- Wire cover: paint group 1

- 1 Style number
 - 2 Paint color number for wire cover
 - 3 Options, if selected (see below)
- ▶ See *Surface Materials*, page 99.

Options	Price	Required to Specify
---------	-------	---------------------

- | | | | |
|--------------------------|--|------------------|--|
| Surface Materials | <ul style="list-style-type: none"> • Paint price group 1 • Paint price group 2 | No cost
+\$10 | Specify paint color number.
Specify paint color number. |
|--------------------------|--|------------------|--|

Specification Information

Dimensions		Style Number	Base Price
W	H		
8½"	26"	TSAFCVR	\$49

Returns

SIN 711.1

Standard Includes		Required to Specify
<ul style="list-style-type: none"> ▶ Need help? See <i>Kick Solutions Specification Guide</i> for product details. 	<ul style="list-style-type: none"> • 1 1/8" thick worksurface: Low-Pressure Laminate or High-Pressure Laminate • 3 mm radius profile edge on user's side: plastic • Side and back edges: plastic default to match user's side • One full end panel: paint price group 1 • Partial-height or full-height modesty panel, if selected: paint price group 1 • Attachment hardware 	<ol style="list-style-type: none"> 1 Style number 2 Low-Pressure Laminate or High-Pressure Laminate color number for worksurface 3 Plastic edge band color number for worksurface 4 Paint color number for end panel and modesty panel, if selected 5 Options, if selected (see below) <p>▶ See <i>Surface Materials</i>, page 99.</p>

Tip: Standard worksurfaces are 1 1/8" thick. However, the actual thickness between Low-Pressure Laminate (LPL) and High-Pressure Laminate (HPL) worksurfaces is slightly different. It is recommended that only worksurfaces of the same type are specified in a given application. In addition, there may be sheen or texture differences when using LPL and HPL in adjacent applications. Please use caution when mixing and matching different worksurface types.

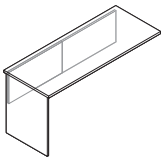
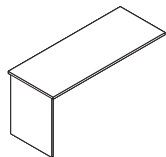
Options	Price	Required to Specify
Surface Materials <ul style="list-style-type: none"> • End panel and modesty panel • Paint price group 1 • Paint price group 2 	<ul style="list-style-type: none"> No cost +\$16 	<ul style="list-style-type: none"> Specify paint color number. Specify paint color number.
High-Pressure Laminate worksurfaces <ul style="list-style-type: none"> • Open Line laminate 	<ul style="list-style-type: none"> +\$65 plus cost of laminate 	<p>▶ See <i>Surface Materials Reference Manual</i>.</p>
Related Products <ul style="list-style-type: none"> • Worksurface-height power and communication access • Reinforcing channel • Grommet package, field-installed 		<ul style="list-style-type: none"> ▶ Page 51 ▶ Page 67 ▶ Page 68

Specification Information						
Dimensions			Style Number	Base Price	Style Number	Base Price
D	W	H	LPL		HPL	

Returns						
24"	24"	28 1/2"	TSAFLE2424	\$460	TSAFHE2424	\$510
24"	30"	28 1/2"	TSAFLE2430	\$467	TSAFHE2430	\$517
24"	36"	28 1/2"	TSAFLE2436	\$483	TSAFHE2436	\$533
24"	42"	28 1/2"	TSAFLE2442	\$502	TSAFHE2442	\$552
24"	48"	28 1/2"	TSAFLE2448	\$530	TSAFHE2448	\$580
24"	54"	28 1/2"	TSAFLE2454	\$566	TSAFHE2454	\$616
24"	60"	28 1/2"	TSAFLE2460	\$585	TSAFHE2460	\$635

Corner Desks with Partial-Height Modesty Panels						
24"	24"	28 1/2"	TSAFLE2424M	\$507	TSAFHE2424M	\$557
24"	30"	28 1/2"	TSAFLE2430M	\$514	TSAFHE2430M	\$564
24"	36"	28 1/2"	TSAFLE2436M	\$530	TSAFHE2436M	\$580
24"	48"	28 1/2"	TSAFLE2442M	\$549	TSAFHE2442M	\$599
24"	48"	28 1/2"	TSAFLE2448M	\$577	TSAFHE2448M	\$627
24"	54"	28 1/2"	TSAFLE2454M	\$613	TSAFHE2454M	\$663
24"	60"	28 1/2"	TSAFLE2460M	\$632	TSAFHE2460M	\$682

▶ **Specification Information, continued on next page**

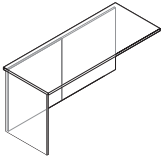


SIN 711.1

► Specification Information, continued from previous page

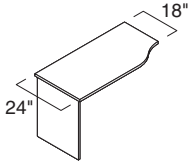
Specification Information

Dimensions			Style Number LPL	Base Price	Style Number HPL	Base Price
D	W	H				



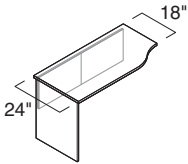
Returns with Full-Height Modesty Panel

24"	24"	28½"	TSAFLE2424F	\$528	TSAFHE2424F	\$578
24"	30"	28½"	TSAFLE2430F	\$535	TSAFHE2430F	\$585
24"	36"	28½"	TSAFLE2436F	\$551	TSAFHE2436F	\$601
24"	42"	28½"	TSAFLE2442F	\$570	TSAFHE2442F	\$620
24"	48"	28½"	TSAFLE2448F	\$598	TSAFHE2448F	\$648
24"	54"	28½"	TSAFLE2454F	\$634	TSAFHE2454F	\$684
24"	60"	28½"	TSAFLE2460F	\$653	TSAFHE2460F	\$703



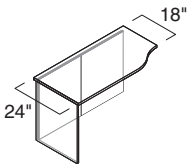
Left-Hand Transition Returns

18"	36"	28½"	TSAFLF1836	\$544	TSAFHF1836	\$594
18"	42"	28½"	TSAFLF1842	\$562	TSAFHF1842	\$612
18"	48"	28½"	TSAFLF1848	\$610	TSAFHF1848	\$660



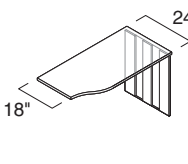
Left-Hand Transition Returns with Partial-Height Modesty Panel

18"	36"	28½"	TSAFLF1836M	\$591	TSAFHF1836M	\$641
18"	42"	28½"	TSAFLF1842M	\$609	TSAFHF1842M	\$659
18"	48"	28½"	TSAFLF1848M	\$657	TSAFHF1848M	\$707



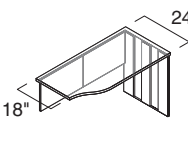
Left-Hand Transition Returns with Full-Height Modesty Panel

18"	36"	28½"	TSAFLF1836F	\$612	TSAFHF1836F	\$662
18"	42"	28½"	TSAFLF1842F	\$630	TSAFHF1842F	\$680
18"	48"	28½"	TSAFLF1848F	\$678	TSAFHF1848F	\$728



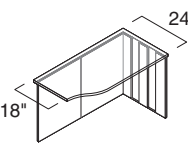
Right-Hand Transition Returns

18"	36"	28½"	TSAFLG1836	\$544	TSAFHG1836	\$594
18"	42"	28½"	TSAFLG1842	\$562	TSAFHG1842	\$612
18"	48"	28½"	TSAFLG1848	\$610	TSAFHG1848	\$660



Right-Hand Transition Returns with Partial-Height Modesty Panel

18"	36"	28½"	TSAFLG1836M	\$591	TSAFHG1836M	\$641
18"	42"	28½"	TSAFLG1842M	\$609	TSAFHG1842M	\$659
18"	48"	28½"	TSAFLG1848M	\$657	TSAFHG1848M	\$707



Right-Hand Transition Returns with Full-Height Modesty Panel

18"	36"	28½"	TSAFLG1836F	\$612	TSAFHG1836F	\$662
18"	42"	28½"	TSAFLG1842F	\$630	TSAFHG1842F	\$680
18"	48"	28½"	TSAFLG1848F	\$678	TSAFHG1848F	\$728

Kick Freestanding Metal Desk

Single-Pedestal Returns

SIN 711.1

Standard Includes		Required to Specify
<ul style="list-style-type: none"> ▶ Need help? See <i>Kick Solutions Specification Guide</i> for product details. 	<ul style="list-style-type: none"> • 1 1/8" thick worksurface: Low-Pressure Laminate or High-Pressure Laminate • 3 mm radius profile edge on user's side: plastic • Side and back edges: plastic default to match user's side • One full end panel: paint price group 1 • Partial-height or full-height modesty panel, if selected: paint price group 1 • One file/file pedestal: paint price group 1 • Handle pulls on drawers: 0835 Black or 9211 Nickel • Lock face ring with plastic plug to accommodate lock cylinder: 9201 Polished Chrome • Attachment hardware 	<ol style="list-style-type: none"> 1 Style number 2 Low-Pressure Laminate or High-Pressure Laminate color number for worksurface 3 Plastic edge band color number for work-surface 4 Paint color number for end panel, pedestal, and modesty panel, if selected 5 Finish color number for handle pulls: 0835 Black 9211 Nickel 6 Options, if selected (see below) <ul style="list-style-type: none"> ▶ See <i>Surface Materials</i>, page 99. <i>Tip: Remember to specify lock cylinder and key.</i> ▶ Lock Cylinders, see <i>Kick Solutions Specification Guide</i>.

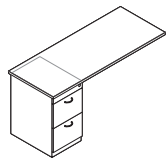
Tip: Standard worksurfaces are 1 1/8" thick. However, the actual thickness between Low-Pressure Laminate (LPL) and High-Pressure Laminate (HPL) worksurfaces is slightly different. It is recommended that only worksurfaces of the same type are specified in a given application. In addition, there may be sheen or texture differences when using LPL and HPL in adjacent applications. Please use caution when mixing and matching different worksurface types.

Options	Price	Required to Specify
Surface Materials <ul style="list-style-type: none"> • End panel, pedestal, and modesty panel <ul style="list-style-type: none"> • Paint price group 1: No cost • Paint price group 2: +\$32 • High-Pressure Laminate worksurfaces <ul style="list-style-type: none"> • Open Line laminate: +\$65 plus cost of laminate 		Specify paint color number. Specify paint color number. ▶ See <i>Surface Materials Reference Manual</i> .
Pedestals <ul style="list-style-type: none"> • One box/box/file pedestal 	+\$22	Specify with box/box/file pedestal.
Pulls <ul style="list-style-type: none"> • Ledge pulls: 7207 Black • Ledge pulls: 4799 Platinum 	+\$26 +\$32	Specify with 7207 Black ledge pulls. Specify with 4799 Platinum ledge pulls.
Related Products <ul style="list-style-type: none"> • Worksurface-height power and communication access • Grommet package, field-installed • Box drawer divider • File drawer divider • Pencil tray 		▶ Page 51 ▶ Page 68 ▶ See <i>GSA Volume 2</i> . ▶ See <i>GSA Volume 2</i> . ▶ See <i>GSA Volume 2</i> .

Specification Information				
Dimensions			Style Number	Base Price
D	W	H	LPL	HPL

Single-Pedestal Returns						
Dimensions	Style Number	Base Price	Style Number	Base Price	Style Number	Base Price
24" x 24" x 28 1/2"	TSAFLR2424	\$674	TSAFHR2424	\$724		
24" x 30" x 28 1/2"	TSAFLR2430	\$678	TSAFHR2430	\$728		
24" x 36" x 28 1/2"	TSAFLR2436	\$698	TSAFHR2436	\$748		
24" x 42" x 28 1/2"	TSAFLR2442	\$714	TSAFHR2442	\$764		
24" x 48" x 28 1/2"	TSAFLR2448	\$744	TSAFHR2448	\$794		
24" x 54" x 28 1/2"	TSAFLR2454	\$778	TSAFHR2454	\$828		
24" x 60" x 28 1/2"	TSAFLR2460	\$798	TSAFHR2460	\$848		

▶ Specification Information, continued on next page

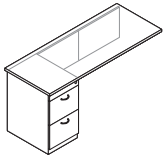


SIN 711.1

► Specification Information, continued from previous page

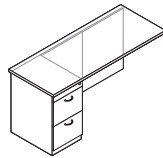
Specification Information

Dimensions			Style Number	Base Price	Style Number	Base Price
D	W	H				



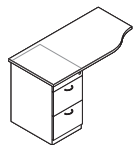
Single-Pedestal Returns with Partial-Height Modesty Panel

24"	24"	28½"	TSAFLR2424M	\$721	TSAFHR2424M	\$771
24"	30"	28½"	TSAFLR2430M	\$725	TSAFHR2430M	\$775
24"	36"	28½"	TSAFLR2436M	\$745	TSAFHR2436M	\$795
24"	42"	28½"	TSAFLR2442M	\$761	TSAFHR2442M	\$811
24"	48"	28½"	TSAFLR2448M	\$791	TSAFHR2448M	\$841
24"	54"	28½"	TSAFLR2454M	\$825	TSAFHR2454M	\$875
24"	60"	28½"	TSAFLR2460M	\$845	TSAFHR2460M	\$895



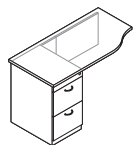
Single-Pedestal Returns with Full-Height Modesty Panel

24"	24"	28½"	TSAFLR2424F	\$742	TSAFHR2424F	\$792
24"	30"	28½"	TSAFLR2430F	\$746	TSAFHR2430F	\$796
24"	36"	28½"	TSAFLR2436F	\$766	TSAFHR2436F	\$816
24"	42"	28½"	TSAFLR2442F	\$782	TSAFHR2442F	\$832
24"	48"	28½"	TSAFLR2448F	\$812	TSAFHR2448F	\$862
24"	54"	28½"	TSAFLR2454F	\$846	TSAFHR2454F	\$896
24"	60"	28½"	TSAFLR2460F	\$866	TSAFHR2460F	\$916



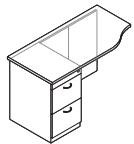
Left-Hand Single-Pedestal Transition Returns

18"	36"	28½"	TSAFLT1836	\$757	TSAFHT1836	\$807
18"	42"	28½"	TSAFLT1842	\$775	TSAFHT1842	\$825
18"	48"	28½"	TSAFLT1848	\$823	TSAFHT1848	\$873



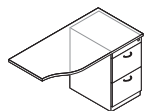
Left-Hand Single-Pedestal Transition Returns with Partial-Height Modesty Panel

18"	36"	28½"	TSAFLT1836M	\$804	TSAFHT1836M	\$854
18"	42"	28½"	TSAFLT1842M	\$822	TSAFHT1842M	\$872
18"	48"	28½"	TSAFLT1848M	\$870	TSAFHT1848M	\$920



Left-Hand Single-Pedestal Transition Returns with Full-Height Modesty Panel

18"	36"	28½"	TSAFLT1836F	\$825	TSAFHT1836F	\$875
18"	42"	28½"	TSAFLT1842F	\$843	TSAFHT1842F	\$893
18"	48"	28½"	TSAFLT1848F	\$891	TSAFHT1848F	\$941



Right-Hand Single-Pedestal Transition Returns

18"	36"	28½"	TSAFLU1836	\$757	TSAFHU1836	\$807
18"	42"	28½"	TSAFLU1842	\$775	TSAFHU1842	\$825
18"	48"	28½"	TSAFLU1848	\$823	TSAFHU1848	\$873

► Specification Information, continued on next page

Kick Freestanding Metal Desk

Kick Freestanding Metal Desk

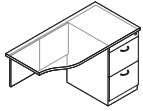
Single-Pedestal Returns, continued

SIN 711.1

► Specification Information, continued from previous page

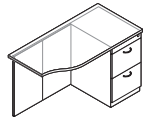
Specification Information

• Dimensions			• Style Number LPL	• Base Price	• Style Number HPL	• Base Price
D	W	H				



Right-Hand Single-Pedestal Transition Returns with Partial-Height Modesty Panel

18"	36"	28½"	TSAFLU1836M	\$804	TSAFHU1836M	\$854
18"	42"	28½"	TSAFLU1842M	\$822	TSAFHU1842M	\$872
18"	48"	28½"	TSAFLU1848M	\$870	TSAFHU1848M	\$920
:	:	:	:	:	:	:



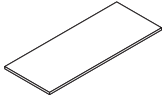
Right-Hand Single-Pedestal Transition Returns with Full-Height Modesty Panel

18"	36"	28½"	TSAFLU1836F	\$825	TSAFHU1836F	\$875
18"	42"	28½"	TSAFLU1842F	\$843	TSAFHU1842F	\$893
18"	48"	28½"	TSAFLU1848F	\$891	TSAFHU1848F	\$941
:	:	:	:	:	:	:

SIN 711.1

Bridges

SIN 711.1



Standard Includes	Required to Specify
<ul style="list-style-type: none"> ▶ Need help? See <i>Kick Solutions Specification Guide</i> for product details. • 1 1/8" thick worksurface: Low-Pressure Laminate or High-Pressure Laminate • 3 mm radius profile edge on user's side: plastic • Side and back edges: plastic default to match user's side • Partial-height or full-height modesty panel, if selected: paint price group 1 • Attachment hardware 	<ol style="list-style-type: none"> 1 Style number 2 Low-Pressure Laminate or High-Pressure Laminate color number for worksurface 3 Plastic edge band color number for worksurface 4 Paint color number for modesty panel, if selected 5 Options, if selected (see below) <p>▶ See <i>Surface Materials</i>, page 99.</p>

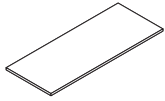
Tip: Standard worksurfaces are 1 1/8" thick. However, the actual thickness between Low-Pressure Laminate (LPL) and High-Pressure Laminate (HPL) worksurfaces is slightly different. It is recommended that only worksurfaces of the same type are specified in a given application. In addition, there may be sheen or texture differences when using LPL and HPL in adjacent applications. Please use caution when mixing and matching different worksurface types.

Options	Price	Required to Specify
<p>Surface Materials</p> <p>Modesty panel</p> <ul style="list-style-type: none"> • Paint price group 1 • Paint price group 2 <hr/> <p>High-Pressure Laminate worksurfaces</p> <ul style="list-style-type: none"> • Open Line laminate 	<p>No cost</p> <p>+\$10</p> <hr/> <p>+\$65 plus cost of laminate</p>	<p>Specify paint color number.</p> <p>Specify paint color number.</p> <hr/> <p>▶ See <i>Surface Materials Reference Manual</i>.</p>
<p>Related Products</p> <ul style="list-style-type: none"> • Worksurface-height power and communication access • Reinforcing channel • Grommet package, field-installed 		<p>▶ Page 51</p> <p>▶ Page 67</p> <p>▶ Page 68</p>

SIN 711.1

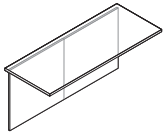
Specification Information

Dimensions			Style Number LPL	Base Price	Style Number HPL	Base Price
D	W	H				



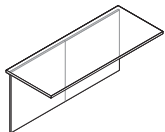
Bridges

18"	36"	28½"	TSAFLB1836	\$213	TSAFHB1836	\$263
18"	42"	28½"	TSAFLB1842	\$237	TSAFHB1842	\$287
18"	48"	28½"	TSAFLB1848	\$265	TSAFHB1848	\$315
18"	60"	28½"	TSAFLB1860	\$319	TSAFHB1860	\$369
24"	36"	28½"	TSAFLB2436	\$237	TSAFHB2436	\$287
24"	42"	28½"	TSAFLB2442	\$260	TSAFHB2442	\$310
24"	48"	28½"	TSAFLB2448	\$289	TSAFHB2448	\$339
24"	60"	28½"	TSAFLB2460	\$345	TSAFHB2460	\$395



Bridges with Partial-Height Modesty Panel

18"	36"	28½"	TSAFLB1836M	\$304	TSAFHB1836M	\$354
18"	42"	28½"	TSAFLB1842M	\$328	TSAFHB1842M	\$378
18"	48"	28½"	TSAFLB1848M	\$356	TSAFHB1848M	\$406
18"	60"	28½"	TSAFLB1860M	\$410	TSAFHB1860M	\$460
24"	36"	28½"	TSAFLB2436M	\$328	TSAFHB2436M	\$378
24"	42"	28½"	TSAFLB2442M	\$351	TSAFHB2442M	\$401
24"	48"	28½"	TSAFLB2448M	\$380	TSAFHB2448M	\$430
24"	60"	28½"	TSAFLB2460M	\$436	TSAFHB2460M	\$486



Bridges with Full-Height Modesty Panel

18"	36"	28½"	TSAFLB1836F	\$328	TSAFHB1836F	\$378
18"	42"	28½"	TSAFLB1842F	\$352	TSAFHB1842F	\$402
18"	48"	28½"	TSAFLB1848F	\$380	TSAFHB1848F	\$430
18"	60"	28½"	TSAFLB1860F	\$434	TSAFHB1860F	\$484
24"	36"	28½"	TSAFLB2436F	\$352	TSAFHB2436F	\$402
24"	42"	28½"	TSAFLB2442F	\$375	TSAFHB2442F	\$425
24"	48"	28½"	TSAFLB2448F	\$404	TSAFHB2448F	\$454
24"	60"	28½"	TSAFLB2460F	\$460	TSAFHB2460F	\$510

Kick Freestanding Metal Desk

Peninsula Worksurfaces

SIN 711.1

Tip: Standard worksurfaces are 1 1/8" thick. However, the actual thickness between Low-Pressure Laminate (LPL) and High-Pressure Laminate (HPL) worksurfaces is slightly different. It is recommended that only worksurfaces of the same type are specified in a given application. In addition, there may be sheen or texture differences when using LPL and HPL in adjacent applications. Please use caution when mixing and matching different worksurface types.

Standard Includes	Required to Specify
<ul style="list-style-type: none"> ▶ Need help? See <i>Kick Solutions Specification Guide</i> for product details. • 1 1/8"- thick worksurface: Low-Pressure Laminate or High-Pressure Laminate • 3 mm radius profile edge on user's side: plastic • Side and back edges: plastic default to match user's side • Post leg: paint price group 1 • Full end panel: paint price group 1 • Partial-height or full-height modesty panel, if selected: paint price group 1 	<ol style="list-style-type: none"> 1 Style number 2 Low-Pressure Laminate or High-Pressure Laminate color number for worksurface 3 Plastic edge band color number for worksurface 4 Paint color number for post leg, end panel, and modesty panel, if selected 5 Options, if selected (see below) <p>▶ See <i>Surface Materials</i>, page 99.</p>

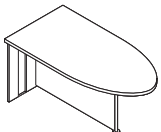
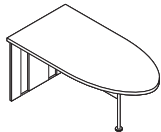
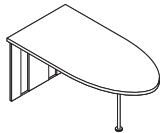
Options	Price	Required to Specify
Surface Materials <ul style="list-style-type: none"> • Post leg, end panel, and modesty panel • Paint price group 1 • Paint price group 2 	<ul style="list-style-type: none"> No cost +\$10 	<ul style="list-style-type: none"> Specify paint color number. Specify paint color number.
<ul style="list-style-type: none"> • High-Pressure Laminate worksurfaces • Open Line laminate 	<ul style="list-style-type: none"> +\$65 plus cost of laminate 	<p>▶ See <i>Surface Materials Reference Manual</i>.</p>

Specification Information						
Dimensions			Style	Base	Style	Base
D	W	H	Number	Price	Number	Price
			LPL		HPL	

Peninsulas						
30"	60"	28 1/2"	TSAFLP3060	\$1003	TSAFHP3060	\$1030
30"	72"	28 1/2"	TSAFLP3072	\$1015	TSAFHP3072	\$1042
:	:	:	:	:	:	:

Peninsulas with Partial-Height Modesty Panel						
30"	60"	28 1/2"	TSAFLP3060M	\$1050	TSAFHP3060M	\$1077
30"	72"	28 1/2"	TSAFLP3072M	\$1062	TSAFHP3072M	\$1089
:	:	:	:	:	:	:

Peninsulas with Full-Height Modesty Panel						
30"	60"	28 1/2"	TSAFLP3060F	\$1107	TSAFHP3060F	\$1134
30"	72"	28 1/2"	TSAFLP3072F	\$1119	TSAFHP3072F	\$1146
:	:	:	:	:	:	:



Overhead Storage Cabinets

SIN 711.1

Standard Includes	Required to Specify
<ul style="list-style-type: none"> ▶ Need help? See <i>Kick Solutions Specification Guide</i> for product details. • Overhead storage cabinet with finished back: paint price group 1 • Two locking hinged doors, if selected: paint price group 1 • Lock face ring with plastic plug to accommodate lock cylinders, if selected: 9201 Polished Chrome • Grommet in middle on 60"W or wider cabinets with hinged doors 	<ul style="list-style-type: none"> 1 Style number 2 Paint color number for cabinet 3 Options, if selected (see below) ▶ See <i>Surface Materials</i>, page 99. <i>Tip: Remember to specify lock cylinder and key.</i> ▶ Lock Cylinders, see <i>Kick Solutions Specification Guide</i>.

Options	Price	Required to Specify
Surface Materials <ul style="list-style-type: none"> • Overhead storage with shelves • Paint price group 1 • Paint price group 2 	<ul style="list-style-type: none"> No cost +\$38 	<ul style="list-style-type: none"> Specify paint color number. Specify paint color number.
<ul style="list-style-type: none"> • Overhead storage cabinet with hinged doors • Paint price group 1 • Paint price group 2 	<ul style="list-style-type: none"> No cost +\$38 	<ul style="list-style-type: none"> Specify paint color number. Specify paint color number.
Cabinet <ul style="list-style-type: none"> • Back panel removed • Two cable managers • Middle door for 72" overhead storage cabinet 	<ul style="list-style-type: none"> -\$49 +\$47 +\$90 	<ul style="list-style-type: none"> Specify <i>with back panel removed</i>. Specify <i>with two cable managers</i>. Specify <i>with middle door</i>.

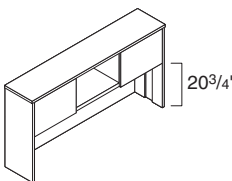
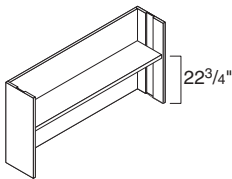
Tip: Middle door does not lock.

Specification Information

Dimensions	Style	Base
D W H	Number	Price

Overhead Storage with Shelves					
14 1/2"	48"	30 3/4"	TSAFSS48		\$431
14 1/2"	60"	30 3/4"	TSAFSS60		\$437
14 1/2"	66"	30 3/4"	TSAFSS66		\$439
14 1/2"	72"	30 3/4"	TSAFSS72		\$443
⋮	⋮	⋮	⋮	⋮	⋮

Overhead Storage Cabinets with Hinged Doors					
14 1/2"	48"	38"	TSAFSD48		\$833
14 1/2"	60"	38"	TSAFSD60		\$877
14 1/2"	66"	38"	TSAFSD66		\$909
14 1/2"	72"	38"	TSAFSD72		\$925
⋮	⋮	⋮	⋮	⋮	⋮



Kick Freestanding Metal Desk

Tackboards

SIN 711.1



Tip: Tackboards require overhead storage cabinets with back panels.

Standard Includes	Required to Specify
<ul style="list-style-type: none"> ▶ Need help? See <i>Kick Solutions Specification Guide</i> for product details. • Tackboard: Kick standard fabric price group A 	<ul style="list-style-type: none"> 1 Style number 2 Fabric color number for tackboard 3 Options, if selected (see below) ▶ See <i>Surface Materials</i>, page 99.

Surface Materials	Options	Price	Required to Specify
	<ul style="list-style-type: none"> • Kick standard fabric price group A • Fabric price group 1 • Fabric price group 2 • Fabric price group 3 • Fabric price group 4 • Customer's Own Material (COM) 	<ul style="list-style-type: none"> No cost +\$ 5 +\$19 +\$31 +\$80 +\$79 	<ul style="list-style-type: none"> Specify fabric color number. Specify fabric color number. Specify fabric color number. Specify fabric color number. Specify fabric color number. ▶ See <i>Surface Materials Reference Manual</i> to specify.

Specification Information			
• Dimensions		• Style	• Base
W	H	Number	Price
48"	19"	TSAFTB48	\$244
60"	19"	TSAFTB60	\$265
66"	19"	TSAFTB66	\$271
72"	19"	TSAFTB72	\$295
:	:	:	:

Surface Materials

This listing includes all the surface material choices that are available for the products in this specification guide.

Paint

Steelcase Surfaces

Applies to:

- End panels
- Modesty panels
- Pedestals
- Supports
- Post legs
- Overhead storage cabinets

Price Group 1

- 7207 Black
- 7225 Sand
- 7241 Arctic White
- 7243 Seagull

Price Group 2

Smooth Metallic

- 4750 Champagne Metallic
- 4798 Sterling Metallic
- 4799 Platinum Metallic

Textured Metallic

- 7246 Midnight Metallic

Applies to:

- Handle pulls
- 0835 Black
- 9211 Nickel

Applies to:

- Ledge pulls
- 7207 Black
- 4799 Platinum Metallic

Laminate

Steelcase Surfaces

Low-Pressure Laminate

Applies to:

- Kick worksurfaces
- 247L Black Version 2 LPL
- 25L1 Winter on Maple LPL
- 25L5 Virginia Walnut LPL
- 25L6 Blackwood LPL
- 25L8 Clear Walnut LPL
- 25L9 Warm Oak LPL
- 262L Marbled Maple LPL
- 264L Chocolate Walnut LPL
- 267L Marbled Cherry Version 2 LPL
- 26L1 Natural Cherry Version 2 LPL
- 2L03 Brushed Silver LPL
- 2L30 Arctic White LPL
- 2L50 Vanadium Fiber LPL
- 2L52 Tungsten Fiber LPL
- 2L83 Seagull LPL
- 2L85 Dune LPL
- 2LAN Ash Noce LPL
- 2LAT Acacia LPL
- 2LAW Ash Wenge LPL
- 2LBN Bisque Noce LPL
- 2LBW Bisque Wenge LPL
- 2LCN Clay Noce LPL
- 2LCW Clay Wenge LPL
- 2LMG Merle LPL
- 2LSN Storm Noce LPL
- 2LSW Storm Wenge LPL

High-Pressure Laminate

Applies to:

- Kick worksurfaces
- 2406 Clear Cherry
- 2412 Natural Cherry Version 2 HPL
- 2503 Brushed Silver HPL
- 2511 Winter on Maple HPL
- 2535 Virginia Walnut HPL
- 2536 Blackwood HPL
- 2538 Clear Walnut HPL
- 2539 Warm Oak HPL
- 2612 Marbled Maple HPL
- 2614 Chocolate Walnut HPL
- 2615 Marbled Cherry Version 2 HPL
- 2730 Arctic White HPL
- 2746 Black HPL
- 2850 Vanadium Fiber HPL
- 2852 Tungsten Fiber HPL
- 2883 Seagull HPL
- 2885 Dune HPL

Custom Surfaces

Open Line Laminate (OLL)

This service allows you to order non-standard laminate at an additional processing fee of \$65 per worksurface or top, plus the cost of the laminate.

When processing orders for Open Line laminate on Universal Worksurfaces and Universal Storage tops, specify 2900 in the laminate finish field and enter the OLL manufacturer information. Enter the required edge finish as you would a standard laminate.

Edge color for the Open Line laminate on Turnstone products must be determined by the dealer and customer before orders can be entered. Specify appropriate 2K finish number. *Tip: Standard laminates being used in the Open Line Laminate program to obtain a different edge detail will be charged the Open Line laminate upcharge; however, no additional charges for the laminate will be applied.*

Laminate Approval and Material Requirements

To confirm whether a particular laminate has already been tested for use on a specific Steelcase product or to determine material square foot requirements:

- Visit www.steelcase.com

For additional information, refer to the *Steelcase Surface Materials Reference Manual*.

Plastic

Steelcase Surfaces

Applies to:

- Kick worksurfaces edge band
- 6000 Black*
- 6009 Arctic White*
- 6034 Natural Cherry
- 6037 Winter On Maple
- 6053 Seagull*
- 6213 Acacia
- 6234 Clear Cherry*
- 6242 Virginia Walnut*
- 6243 Blackwood*
- 6245 Clear Walnut*
- 6246 Warm Oak*
- 6527 Merle
- 6636 Mist*
- 6654 Sand*
- 6655 Warm White*
- 6676 Marbled Maple
- 6677 Chocolate Walnut
- 6678 Marbled Cherry
- 6689 Brushed Silver*
- 6703 Ash Wenge
- 6704 Storm Wenge
- 6705 Bisque Wenge
- 6706 Clay Wenge
- 6707 Ash Noce
- 6708 Bisque Noce
- 6709 Clay Noce
- 6710 Storm Noce

* These solid color and woodgrain edge colors are a polyolefin blend, PVC-free material for 3 mm and 1 mm edge banding.

Vertical Surface Fabrics

Applies to:

- Tackboards

Steelcase Surfaces

Kick Standard Price Group A

- Lido
- Sprite

Price Group 1

- Abacus
- Bariolage
- Boccie
- Charm
- Embrasure
- Pianista
- Tinsel

Price Group 2





- Amiranté
- Ashanti Reverse
- Bouquet
- Cogent: Geode Seating
- Cogent: Geode Vertical
- Flip: Orbit
- Flip: Plain Jane
- Flip: TexHex
- Fresco
- Latch
- Milano
- Regatta

Select Surfaces

For information on products within Select Surfaces, including accent paints and fabrics from DesignTex and Pollack, please refer to the *Surface Materials Reference Manual* or visit Steelcase.com/selectsurfaces.

Avenir

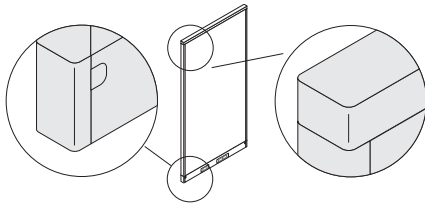
► For more detailed product information, see the *Avenir Specification Guide* or consult your Steelcase dealer.

	
Things to Know About Avenir	102
	
Statement of Line	104
	
Specifying Tips	116
Specifying	
Panels (SIN 711.1)	119
Worksurfaces and Related Products (SIN 711.1)	159
Storage (SIN 711.1)	209
	
Surface Materials	219
Resources	239

Things to Know About Avenir

Panels

Panels are available to define spaces and create privacy for individuals and teams. Panels can be used to support shelves and storage bins and worksurfaces. Or worksurfaces can be freestanding.

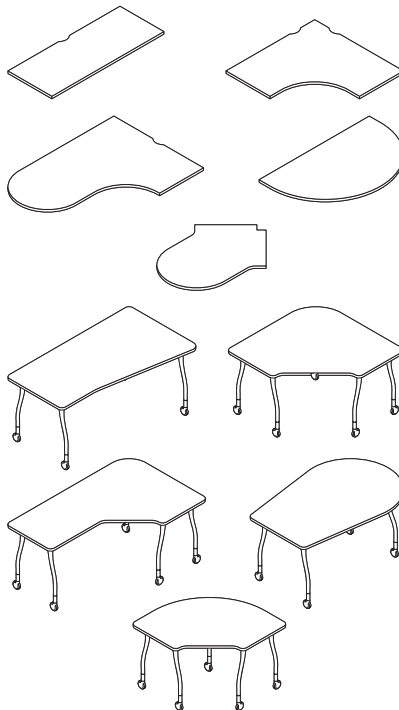


Tackable acoustical panels comprise a steel frame and acoustical surfaces attached to each side.

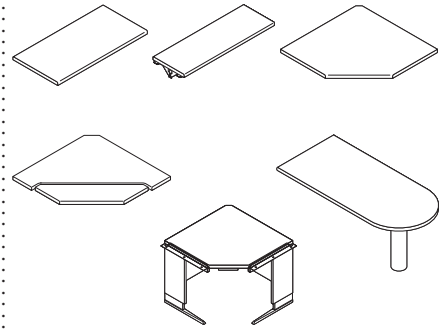
Worksurfaces

Worksurfaces are available in four types:

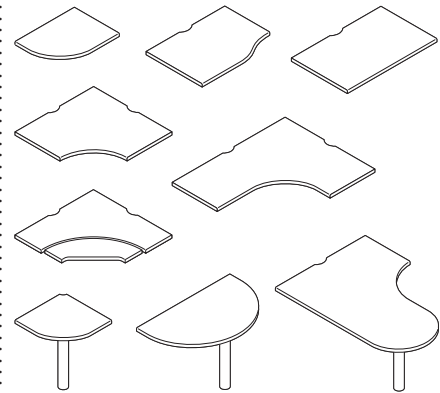
- Avenir Universal worksurfaces
- Avenir 1½"-thick panel-supported worksurfaces
- Curvilinear worksurfaces



Avenir Universal worksurfaces are available in a broad range of shapes, including panel-hung and freestanding. Avenir Universal worksurfaces have a wood core and a laminate surface.



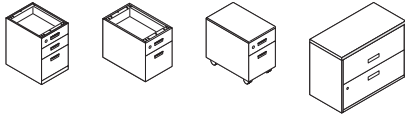
Avenir 1½"-thick worksurfaces are available in a broad range of shapes. Avenir 1½"-thick worksurfaces have a wood core and a wood or laminate surface.



Curvilinear worksurfaces are available to allow a broader range of workstation layouts. The worksurfaces have a wood core with a laminate surface.

Storage

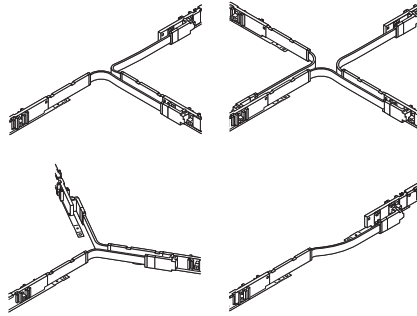
Storage with Avenir-style pulls includes fixed pedestals and lateral files.



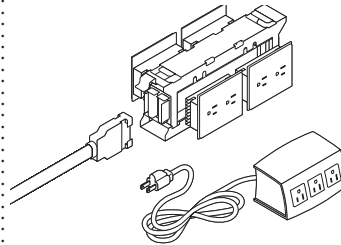
(800 Series lateral files)

Wiring and Cabling

Power distribution systems can be built using powerways in Avenir.



Powerways can be used to build power distribution networks within the bases of Avenir panels. A full range of components are available to allow power networks to go wherever there are panels and to provide access where the user needs it.

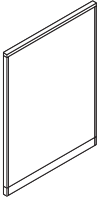


Internode components can be used to build power distribution networks and data/voice networks. These components attach above and below Avenir worksurfaces. Internode components cannot connect to Avenir powerways.

Statement of Line

Avenir

Panels



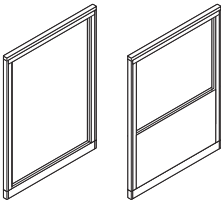
Tip: Panel height varies according to the top cap selected.

Specifying
▶ Page 124

Tackable

	18 ⁵ / ₁₆ "W	24 ⁵ / ₁₆ "W	30 ⁵ / ₁₆ "W	36 ⁵ / ₁₆ "W	42 ⁵ / ₁₆ "W	48 ⁵ / ₁₆ "W	60 ⁵ / ₈ "W
33"H	● R	● R	● R	● R	● R	● R	● R
41"H	● R	● R	● R	● R	● R	● R	● R
53"H	● R	● R	● R	● R	● R	● R	● R
65"H	● R	● R	● R	● R	● R	● R	● R
80"H	● R	● R	● R	● R	● R	● R	

R = Replacement surfaces are available from Customer Service.

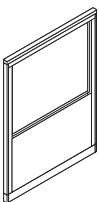


Specifying
▶ Page 128

Transparent

	24 ⁵ / ₁₆ "W	30 ⁵ / ₁₆ "W	36 ⁵ / ₁₆ "W	42 ⁵ / ₁₆ "W	48 ⁵ / ₁₆ "W
65"H	●	●	●	●	●
80"H	●	●	●	●	●

Tip: Panel height varies according to the top cap selected.



Specifying
▶ Page 130

Half Glass, Half Fabric Transparent Panels

	24 ⁵ / ₁₆ "W	30 ⁵ / ₁₆ "W	36 ⁵ / ₁₆ "W	42 ⁵ / ₁₆ "W	48 ⁵ / ₁₆ "W
65"H	●	●	●	●	●
80"H	●	●	●	●	●

Panels, continued



Tackable fabric-covered panel stacker

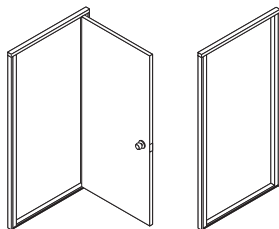


Glass panel stacker

Specifying
▶ Pages 132
and 134

Panel Stackers

	18"W	24"W	30"W	36"W	42"W	48"W	60"W
11"H	●	●	●	●	●	●	●
12"H	●	●	●	●	●	●	●
15"H	●	●	●	●	●	●	●
24"H	●	●	●	●	●	●	●



Tip: Panel door frame height varies according to the top cap selected.

Specifying
▶ Page 136

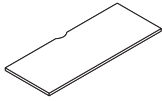
Panel Door with Frame

	42 ⁵ / ₁₆ "W
80"H	●*

* = Also available as frame only.

Avenir Universal Systems Worksurfaces

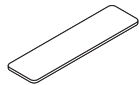
Worksurface dimensions shown apply to laminate versions of each worksurface.



Specifying
▶ Page 162

Straight Worksurfaces

	30 ¹ / ₈ "	36 ¹ / ₈ "	42 ¹ / ₈ "	48 ¹ / ₈ "	54 ¹¹ / ₃₂ "	60 ¹¹ / ₃₂ "			
18 ³ / ₈ "									
	553 sq. in.	663 sq. in.	773 sq. in.	884 sq. in.	998 sq. in.	1108 sq. in.			
	24 ¹ / ₈ "	30 ¹ / ₈ "	36 ¹ / ₈ "	42 ¹ / ₈ "	48 ¹ / ₈ "	54 ¹¹ / ₃₂ "	60 ¹¹ / ₃₂ "	66 ¹¹ / ₃₂ "	72 ¹¹ / ₃₂ "
23 ¹ / ₂ "									
	566 sq. in.	707 sq. in.	848 sq. in.	989 sq. in.	1130 sq. in.	1277 sq. in.	1418 sq. in.	1559 sq. in.	1700 sq. in.
	24 ¹ / ₈ "	30 ¹ / ₈ "	36 ¹ / ₈ "	42 ¹ / ₈ "	48 ¹ / ₈ "	54 ¹¹ / ₃₂ "	60 ¹¹ / ₃₂ "	66 ¹¹ / ₃₂ "	72 ¹¹ / ₃₂ "
29 ¹ / ₂ "									
	711 sq. in.	888 sq. in.	1065 sq. in.	1242 sq. in.	1419 sq. in.	1603 sq. in.	1780 sq. in.	1957 sq. in.	2134 sq. in.



Specifying
▶ Page 164

Transition Worksurfaces*

23 ¹ / ₂ "		18 ³ / ₈ "	23 ¹ / ₂ "		18 ³ / ₈ "	23 ¹ / ₂ "		18 ³ / ₈ "	23 ¹ / ₂ "		18 ³ / ₈ "	23 ¹ / ₂ "		18 ³ / ₈ "	23 ¹ / ₂ "		18 ³ / ₈ "	23 ¹ / ₂ "		18 ³ / ₈ "	23 ¹ / ₂ "	
	14"		20"		26"		32"		38"													
	792 sq. in.		933 sq. in.		1074 sq. in.		1221 sq. in.		1362 sq. in.													
29 ¹ / ₂ "		23 ¹ / ₂ "	29 ¹ / ₂ "		23 ¹ / ₂ "	29 ¹ / ₂ "		23 ¹ / ₂ "	29 ¹ / ₂ "		23 ¹ / ₂ "	29 ¹ / ₂ "		23 ¹ / ₂ "	29 ¹ / ₂ "		23 ¹ / ₂ "	29 ¹ / ₂ "		23 ¹ / ₂ "	29 ¹ / ₂ "	
	14"		20"		26"		32"		38"													
	993 sq. in.		1170 sq. in.		1347 sq. in.		1531 sq. in.		1708 sq. in.													

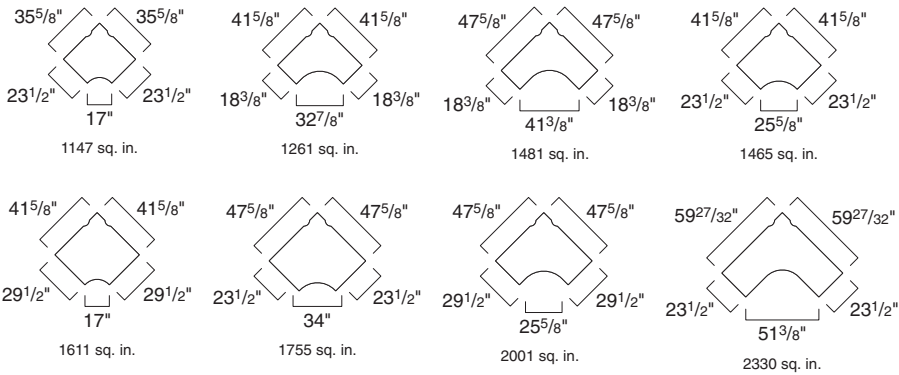
*Left-hand units shown.
Right-hand units available.

Avenir Universal Systems Worksurfaces, continued



Specifying
▶ Page 166

Corner, Curved-Front Worksurfaces



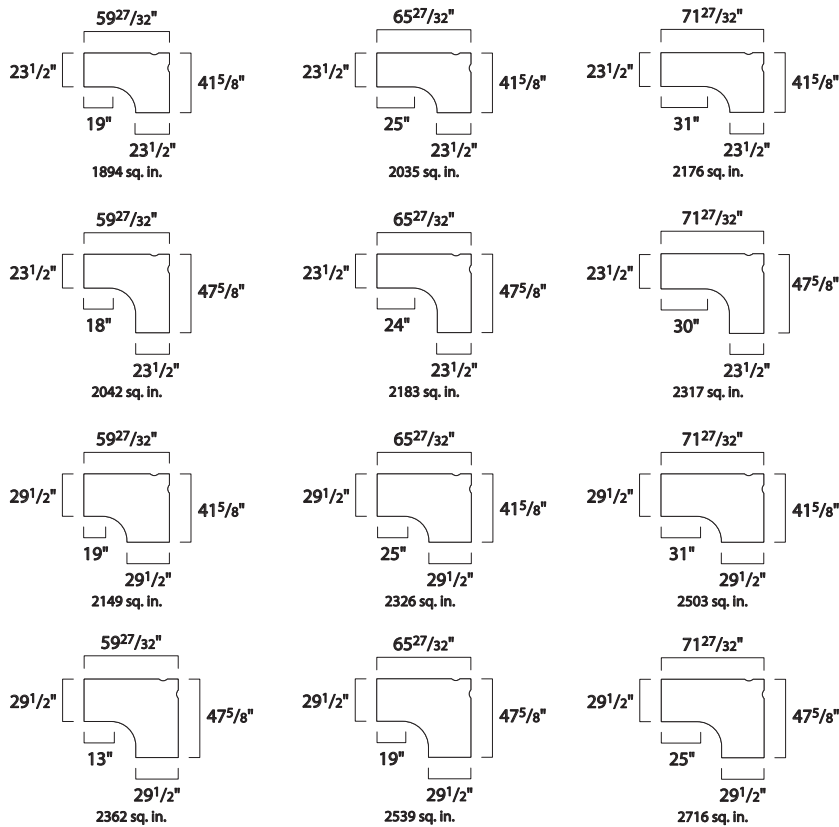
Avenir

Avenir Universal Systems Worksurfaces, continued



Specifying
▶ Page 168

Extended Corner, Curved-Front Worksurfaces*

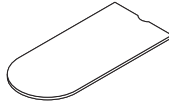


*Left-hand units shown.
Right-hand units available.

Avenir Universal Systems Worksurfaces, continued

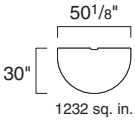


Specifying
▶ Page 170



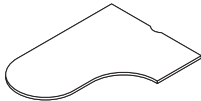
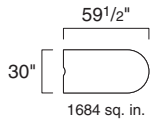
Specifying
▶ Page 171

Spanner Worksurfaces



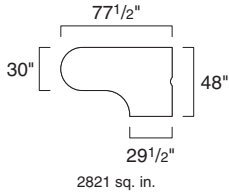
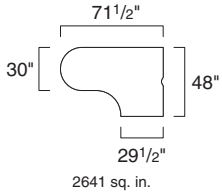
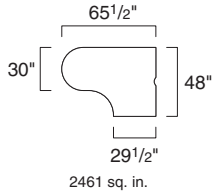
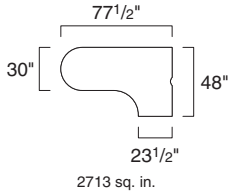
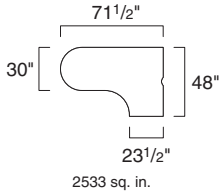
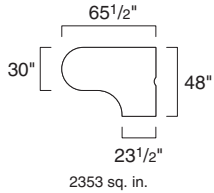
For Panel-Supported Applications

Bullet Peninsula Worksurfaces



Specifying
▶ Page 172

Jetty Worksurfaces*



*Left-hand units shown. Right-hand units available.

Tip: For P-edge worksurfaces, add 3/8" to 23 1/2" and 29 1/2" depths shown above.



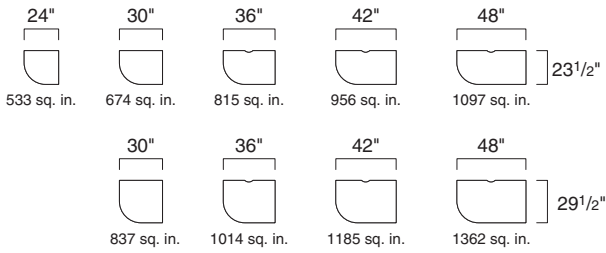
Avenir

Avenir Universal Systems Worksurfaces, continued



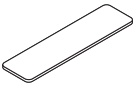
Specifying
▶ Page 174

Visitor Worksurfaces*



*Left-hand units shown. Right-hand units available.

Tip: For P-edge worksurfaces, add 3/8" to 23 1/2" and 29 1/2" depths shown above.

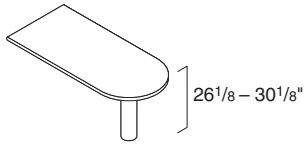


Specifying
▶ Page 176

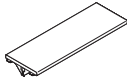
Transaction Worksurfaces



1 1/2"-Thick Panel-Supported Worksurfaces



Specifying
▶ Pages 182–183




Specifying
▶ Page 184

Panel-Supported Radius-End Tables

	60"W	66"W	72"W
30"D	●	●	●
36"D	●	●	●

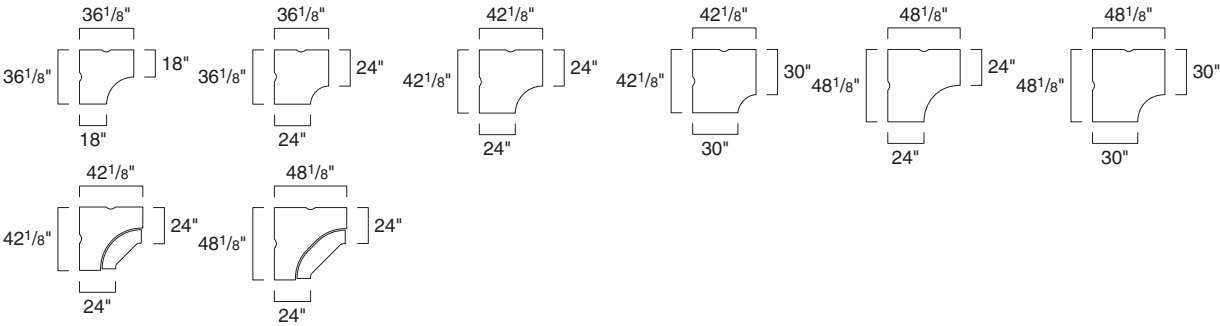
Transaction Worksurfaces

	30 1/4"W	36 1/4"W	42 1/4"W	48 1/4"W	60 15/32"W
16 5/8"D	●	●	●	●	●



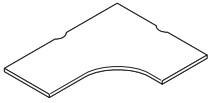
Specifying
▶ Pages 185–186

Corner Curvilinear and Corner Split-Top Curvilinear Worksurfaces



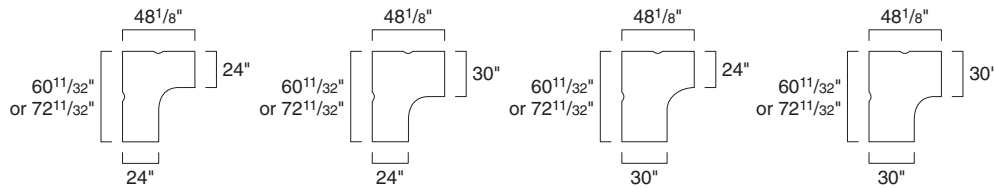
Avenir

1 1/2"-Thick Panel-Supported Worksurfaces, continued

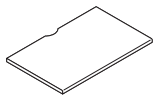


Specifying
▶ Page 188

Extended Corner Curvilinear Worksurfaces*

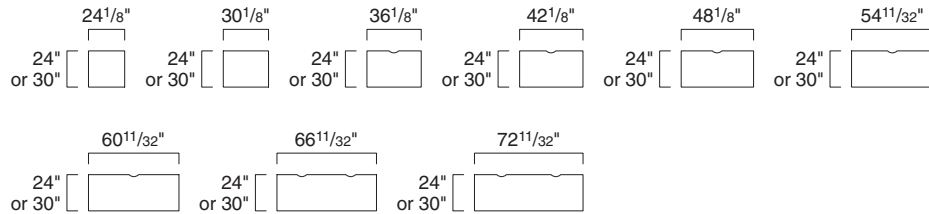


*Drawing and dimensions show left-hand units. Right-hand units are also available.

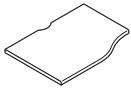


Specifying
▶ Page 190

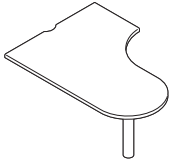
Straight Worksurfaces for Use with Curvilinear Worksurfaces



1 1/2"-Thick Panel-Supported Worksurfaces, continued

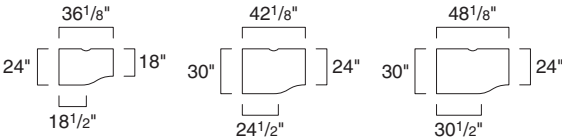


Specifying
▶ Page 192

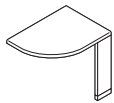
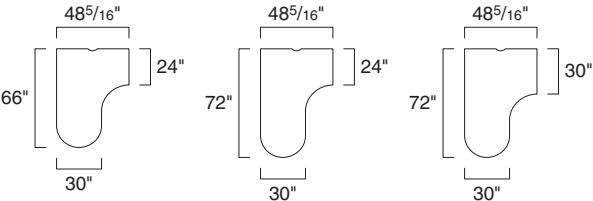


Specifying
▶ Page 193

Transitional Curvilinear Worksurfaces*



Jetty Curvilinear Worksurfaces*

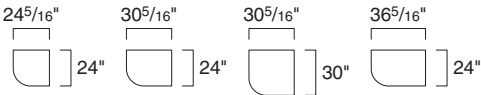


Specifying
▶ Page 194

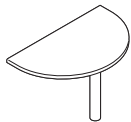
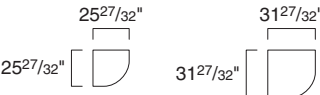


Specifying
▶ Page 195

Visitor Curvilinear Worksurfaces*

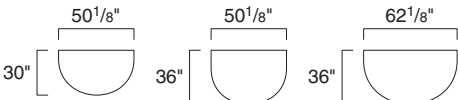


Linking Curvilinear Worksurfaces



Specifying
▶ Page 196

Spanner Curvilinear Worksurfaces

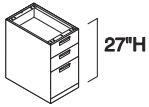


*Drawing and dimensions show left-hand units. Right hand units are also available.

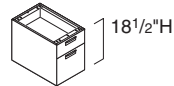


Avenir

Storage



Specifying
▶ Page 210



Specifying
▶ Page 211

Fixed Pedestals with Avenir Pulls

15"W

23 1/2"D ●

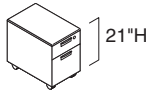
29 1/2"D ●

Worksurface-Supported Pedestals with Avenir Pulls

15"W

23 1/2"D ●

29 1/2"D ●




Specifying
▶ Page 212

Mobile Pedestals with Avenir Pulls

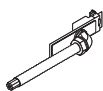
15"W

23 1/2"D ●

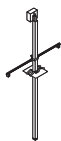
Wiring and Cabling



Filler Packages
Specifying
▶ Pages 143–146



Base Power-Ins
Specifying
▶ Pages 147–148



Power Poles
Specifying
▶ Pages 149–150



Cable Poles
Specifying
▶ Page 151



Powerways
Specifying
▶ Page 152



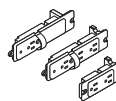
Panel-to-Panel Connector
Specifying
▶ Page 152



Corner Wire Covers
Specifying
▶ Page 153



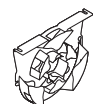
Cable Grommets
Specifying
▶ Page 153



Duplex Receptacles
Specifying
▶ Page 154



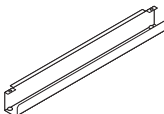
Panel-Supported Receptacle
Specifying
▶ Page 155



Cable and Fiber Reels
Specifying
▶ Page 203



Termination Plate
Specifying
▶ Page 203



Cable Storage Tray
Specifying
▶ Page 204



Grommet Convenience Receptacles
Specifying
▶ Page 204



Vertical Wire Manager
Specifying
▶ Page 217

Specifying Tips

General Tips

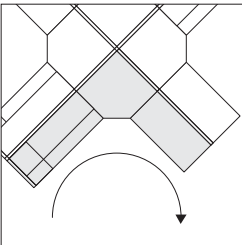
Standard Includes

- Worksurface: laminate
- End panels, back panel, and pedestals
- Drawer pulls: paint
- Center drawer, if selected: paint
- Lock, if selected, keyed randomly: 9201 Polished Chrome
- One convenience tray in desks with drawer: 6000 Black plastic only
- One reference shelf per desk: 6000 E
- One partition per drawer: black paint
- One compressor per file drawer: black

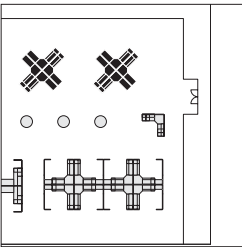
Review the features that are standard for each product before you begin to specify. You only need to include specifications for options, surface materials, and colors when you want a substitute for the standard.

To ensure that you do not overlook anything, approach the specifying process in a consistent order every time. Here are three common methods:

Specify products according to their order on the specifying pages.



Specify all workstations using a formulated pattern, such as starting at the entrance to a workstation and moving clockwise.



Specify each type of workstation in your installation and then determine how many of each type are needed.

Panels

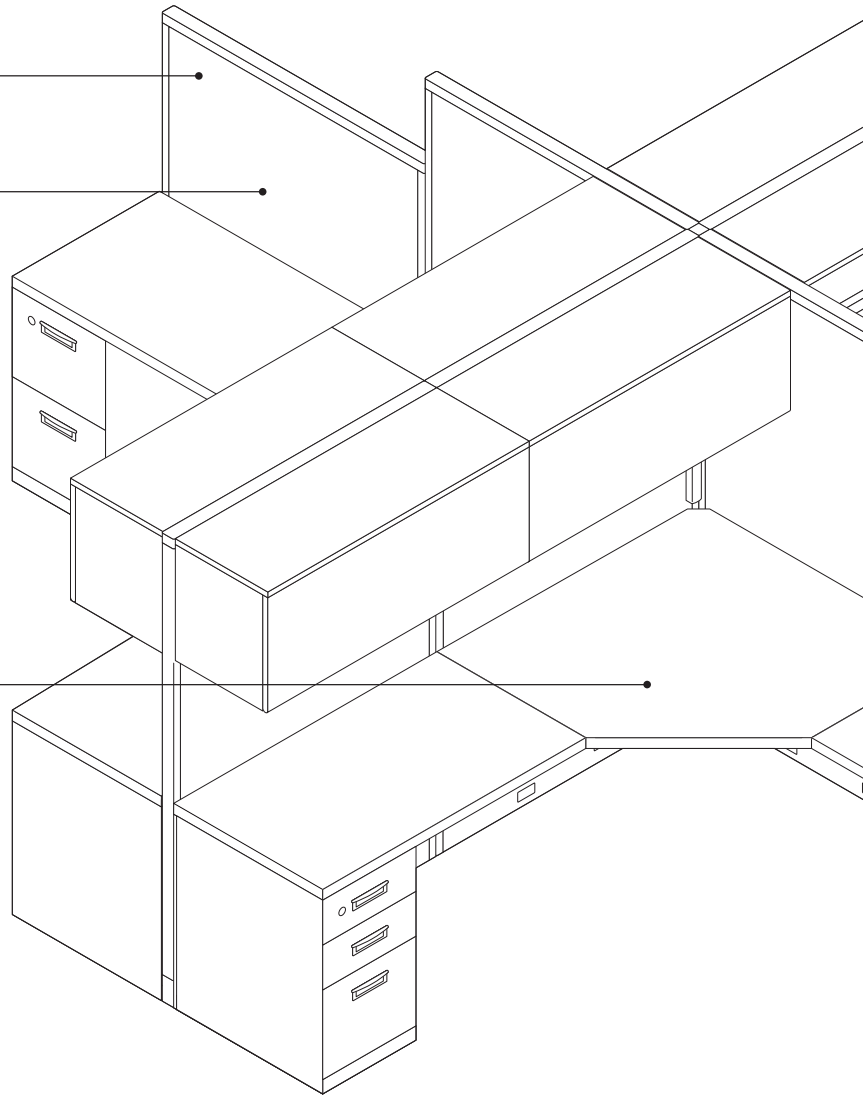
Specify style numbers and surface materials for all panels.

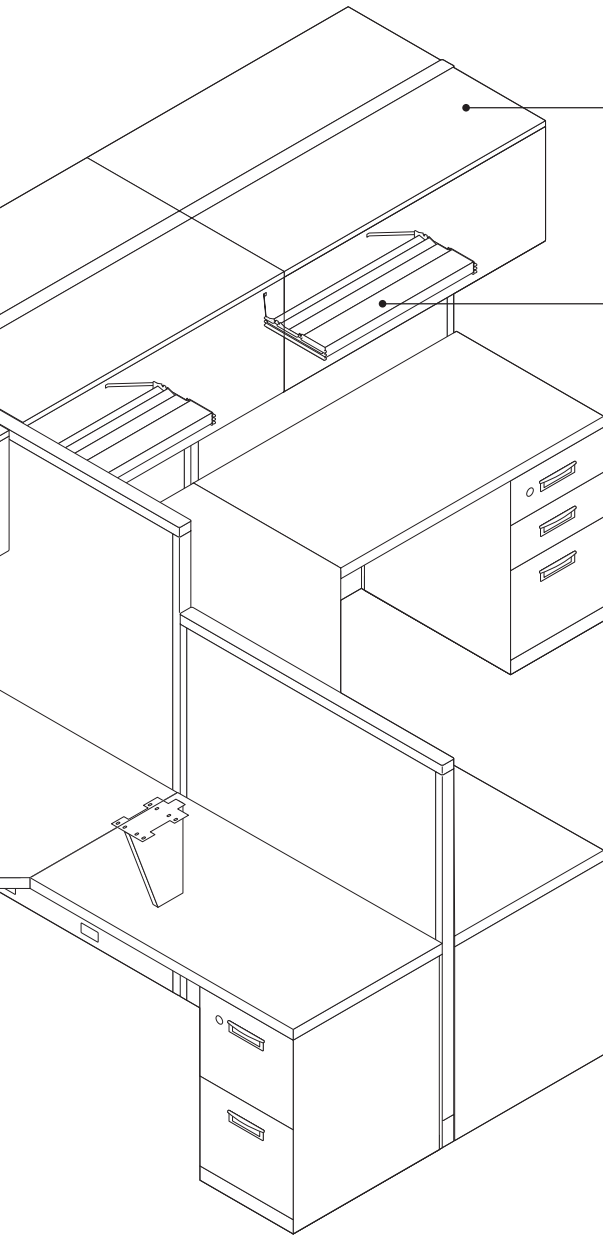
Keep track of panels that require power and list panels with power separately because they'll have a different style number.

Specify panel connector packages, fillers, and change-of-height panel connectors when an application requires them.

Worksurfaces

Specify style numbers and surface materials for all worksurface packages. Some supports can be ordered by changing the worksurface style number suffix. Other supports must be ordered separately with their own style number. Also specify options such as grommets, worksurface wiring and cabling accessories, and any specific keying information.





Storage

Specify storage component style numbers, surface materials, and any specific keying information.

Lighting

Specify style numbers of lights.

Wiring & Cabling

If you specified with power as you ordered your panels, the only things left to specify are power-ins, power and cable poles (if desired), and receptacles.

Example of Order

Here's what the specification would be like for the installation shown at the left.

Qty.	Style No.	Description
Panels		
2	MPNTM6530	64 ¹¹ / ₁₆ "H x 30 ⁵ / ₁₆ "W non-tackable panels sides 1 & 2: fabric, 5610 frame: paint, 4700
2	MPNTM5330	52 ³ / ₈ "H x 30 ⁵ / ₁₆ "W non-tackable panels sides 1 & 2: fabric, 5610 frame: paint, 4700
4	MPTAM6530P4	64 ¹¹ / ₁₆ "H x 30 ⁵ / ₁₆ "W tackable panel with factory-installed powerways side 1: fabric, 5610 side 2: fabric, 5610 frame: paint, 4700
2	PC6553	Change-of-height panel connector trim: paint, 4700
Worksurfaces		
8	PWRC3024	30"W x 24"D straight worksurfaces: laminate, 2759
4	PCWRC3624	36"W x 24"D corner curvilinear worksurfaces: laminate, 2759
8	PCSB18S	shared cantilevers: paint, 4700
Storage		
4	MU2824FF	file/file pedestals: paint, 4700
4	MU2824BBF	box/file pedestals: paint, 4700
8	MBB3016	overhead storage bins: paint, 4700
Lighting		
8	LSM24KD	25"W standard shelf lights with daisy chain cords, black
4	LS1FSC	daisy chain starter cords
Wiring and Cabling		
1 ctn	986831DA15S	line 1 duplex receptacles: 6000
1 ctn	986832DA15S	line 2 duplex receptacles: 6000
1 ctn	986833DA15S	line 3 duplex receptacles: 6000
1	98669	base power-in
4	VWM18	vertical wire managers: plastic, 6655
1 ctn	98767	cord reels

Specifying Avenir Panels

► For more detailed product information, see the *Avenir Specification Guide* or consult your Steelcase dealer.

Panels

Cable-Management Panel Options for Tackable Panels (SIN 711.1)	120
Tackable Panels (SIN 711.1)	124
Transparent Panels (SIN 711.1)	128
Half Glass, Half Fabric Transparent Panels (SIN 711.1)	130
Panel Stackers (SIN 711.1)	132
Panel Door with Frame (SIN 711.1)	136
Tackable Acoustical Fabric-Covered Replacement Skins (SIN 711.1)	137

Panel-Connector Packages

Varying-Height Connector Packages (PAB2) (SIN 711.1)	138
Varying-Height Perpendicular Connector Packages (PAB3) (SIN 711.1)	138
Varying-Height Connector Packages (PAB5) (SIN 711.1)	139
Closed-Configuration Connector Package (PAB9) (SIN 711.1)	140
Perpendicular Connector Package (PAB4) (SIN 711.1)	140

Change-of-Height Panel Connectors (SIN 711.1)

141

Panel Bracket Packages

Panel-to-Wall Bracket Package (PAB6) (SIN 711.1)	142
Panel-to-Furniture Bracket Package (PAB7) (SIN 711.1)	142
Anchor Bracket (OSHPD) (SIN 711.1)	142

Filler Packages (SIN 711.1)

143

Panel Wiring and Cabling (SIN 711.1)

147

Panel Accessories (SIN 711.1)

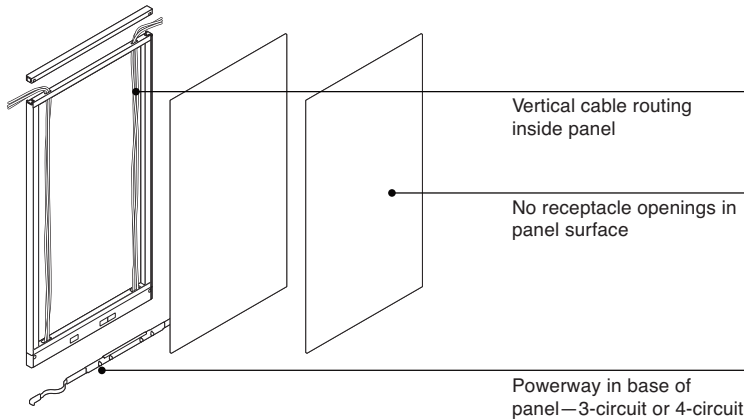
156

Cable-Management Panel Options for Tackable Panels

With Powerway

Cable-Management Panel Option Choices

Choice 1: Vertical cable routing only



Product Details

Use

- Use this choice in applications where you want to route cables vertically inside the panel and where you want to extend a power distribution network through a run of panels, but do not need receptacle openings at worksurface height.

4 Next, select **plain cable-management surfaces**.

Tip: Plain surfaces on cable-management panels have no receptacle openings, but the surface is notched at the bottom to avoid blocking the cable routing channels.

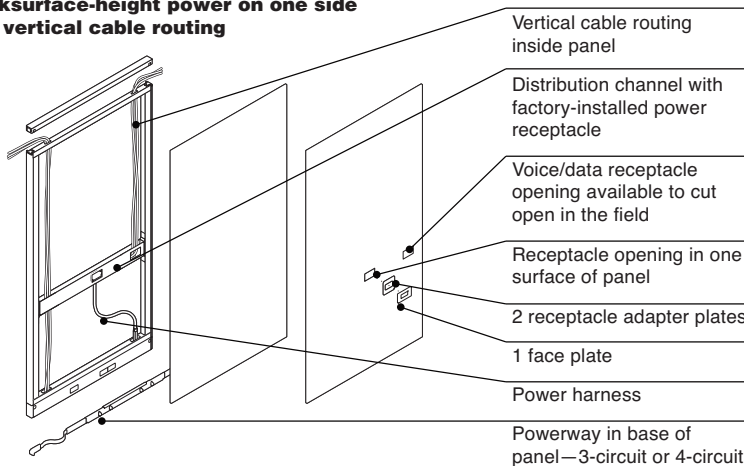
Tip: Remember to order cable knockouts for medium top caps to accommodate cable routing.

How to Specify

- Specify a tackable acoustical panel with factory-installed powerway (suffix P3 or P4).
- Next, select **options** and then choose **surface options**.
- Next, select **cable-management surfaces**.

Not for use in NYC

Choice 2: Worksurface-height power on one side and vertical cable routing



Product Details

Use

- Use this choice in applications where you want desk-height power on one side of the panel.

4 Next, select **power cable-management surface** on surface 1 of the panel.

5 Next, select line 1, 2, 3, or 4.

6 Next, select **plain cable-management surface** on surface 2.

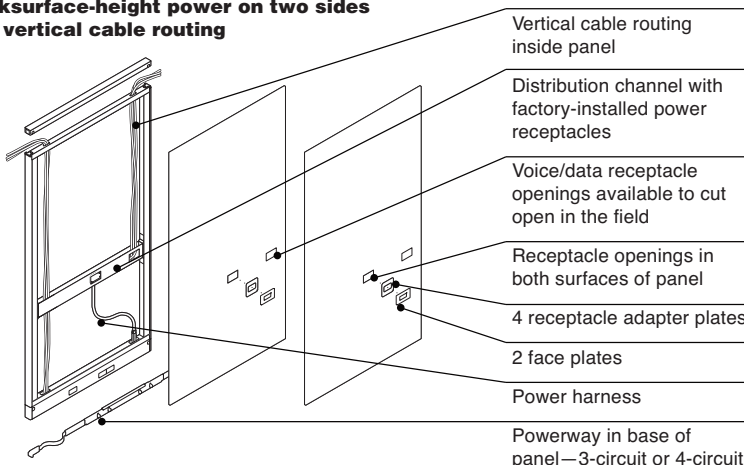
Tip: Remember to order cable knockouts for medium top caps to accommodate cable routing.

How to Specify

- Specify a tackable acoustical panel with factory-installed powerway (suffix P3 or P4).
- Next, select **options** and then choose **surface options**.
- Next, select **cable-management surfaces**.

Not for use in NYC

Choice 3: Worksurface-height power on two sides and vertical cable routing



Product Details

Use

- Use this choice in applications where you want desk-height power on both sides of the panel.

5 Next, select line 1, 2, 3, or 4.

Tip: You must specify the same line designation for both sides of the panel.

Tip: Remember to order cable knockouts for medium top caps to accommodate cable routing.

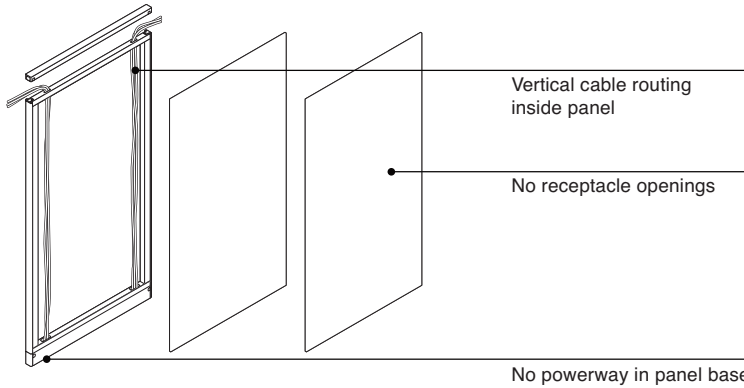
How to Specify

- Specify a tackable acoustical panel with factory-installed powerway (suffix P3 or P4).
- Next, select **options** and then choose **surface options**.
- Next, select **cable-management surfaces**.
- Next, select **power cable-management surfaces** on both sides of the panel.

Not for use in NYC

Without Powerway

Choice 4: Vertical cable routing only



Product Details

Use

- Use this choice in applications where you need to route cables vertically inside a panel but power distribution and receptacles are not needed.

How to Specify

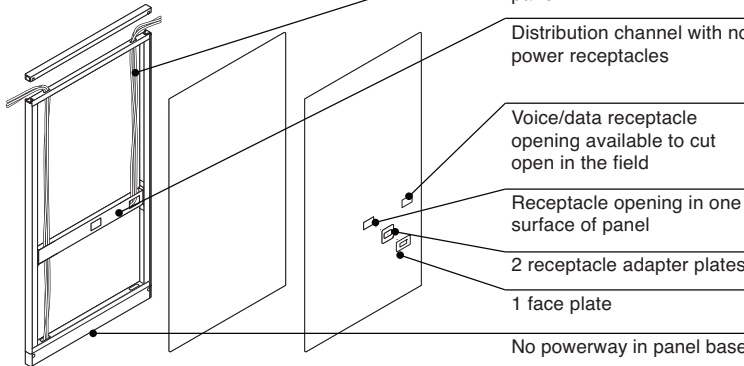
- Specify a tackable acoustical panel *without* factory-installed powerway.
- Next, select **options** and then choose **surface options**.
- Next, select **able-management surfaces**.
- Next, select **plain cable-management surfaces** on *both* sides of the panel.

Tip: Plain surfaces on cable-management panels have no receptacle openings, but the surface is notched at the bottom to avoid blocking the cable routing channels.

Tip: Remember to order cable knockouts for medium top caps to accommodate cable routing.

Not for use in NYC

Choice 5: Worksurface-height power on one side and vertical cable routing



Product Details

Use

- Use this choice in locations such as **Chicago**, where the electrical code requires that power in the base of the panel and the harness bringing energy to worksurface-height must be hardwired in the field.

How to Specify

- Specify a tackable acoustical panel *without* factory-installed powerway.
- Next, select **options** and then choose **surface options**.
- Next, select **able-management surfaces**.

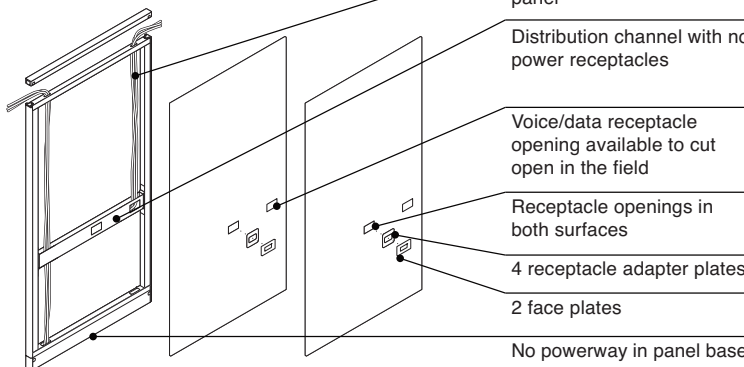
- Next, select **power cable-management surface** on surface 1 of the panel and **plain cable-management surface** on surface 2.

Tip: Plain surfaces on cable-management panels have no receptacle openings, but the surface is notched at the bottom to avoid blocking the cable routing channels.

Tip: Remember to order cable knockouts for medium top caps to accommodate cable routing.

Not for use in NYC

Choice 6: Worksurface-height power on two sides and vertical cable routing



Product Details

Use

- Use this choice in locations such as **Chicago**, where the electrical code requires that power in the base of the panel and the harness bringing energy to worksurface-height must be hardwired in the field.

How to Specify

- Specify a tackable acoustical panel *without* factory-installed powerway.
- Next, select **options** and then choose **surface options**.
- Next, select **able-management surfaces**.

- Next, select **power cable-management surfaces** on *both* sides of the panel.

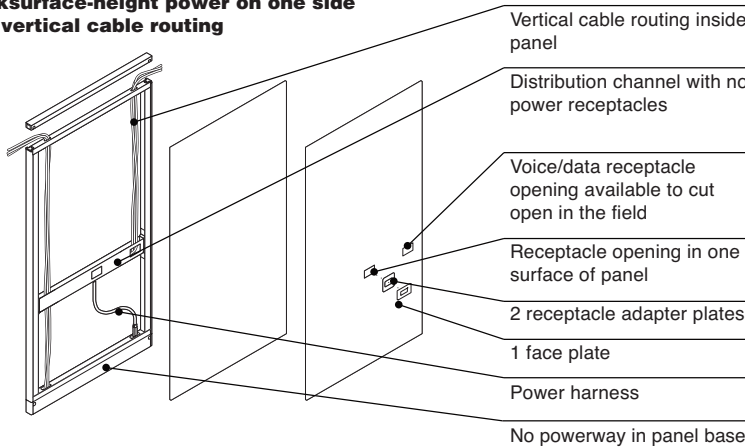
Tip: Remember to order cable knockouts for medium top caps to accommodate cable routing.

Not for use in NYC

Options for New York City

Cable-Management Panel Option Choices

Choice 7:
Worksurface-height power on one side and vertical cable routing



Product Details

Use

• Use this choice in **New York City**, where the electrical code requires that power in the base of the panel must be installed in the field.

How to Specify

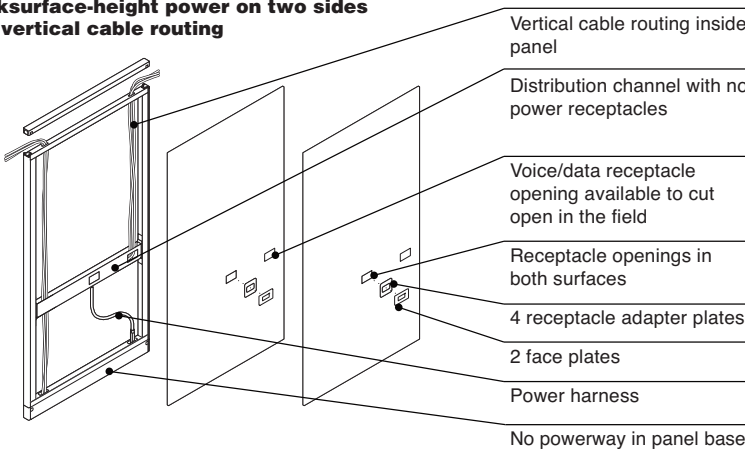
- 1 Specify a tackable acoustical panel *without* factory-installed powerway.
- 2 Next, select **options** and then choose **surface options**.
- 3 Next, select **able-management surfaces**.

- 4 Next, select **New York power cable-management surface** on surface 1 of the panel.
- 5 Designate wiring option, if desired. Must match schematic ordered for powerway.
- 6 Next, select line 1, 2, 3, or 4.
- 7 Next, select **plain cable-management surface** on surface 2 of the panel.

Tip: Plain surfaces on cable-management panels have no receptacle openings, but the surface is notched at the bottom to avoid blocking the cable routing channels.

Tip: Remember to order cable knockouts for medium top caps to accommodate cable routing.

Choice 8:
Worksurface-height power on two sides and vertical cable routing



Product Details

Use

• Use this choice in **New York City**, where the electrical code requires that power in the base of the panel must be installed in the field.

How to Specify

- 1 Specify a tackable acoustical panel *without* factory-installed powerway.
- 2 Next, select **options** and then choose **surface options**.
- 3 Next, select **able-management surfaces**.
- 4 Designate wiring option, if desired. Must match schematic ordered for powerway.

- 5 Next, select **New York power cable-management surfaces** on *both* sides of the panel.

Tip: New York power cable-management surface cannot be specified with a power cable-management surface on the other side. Both sides must be New York power cable-management surfaces.

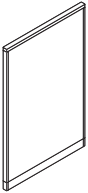
- 6 Next, select line 1, 2, 3, or 4.

Tip: You must select the same line designation on both sides of the panel.

Tip: Remember to order cable knockouts for medium top caps to accommodate cable routing.

Tackable Panels

SIN 711.1



Tip: To price a panel with two surface materials in different price groups, add the two fabric price group option prices together and divide by 2; then add the result to the panel base price.

Tip: If you want the panel fabric to match the fabric on panel end trim, change-of-height panel connectors, power poles, cable poles, or fillers, check to see that the fabric you want is available on that product before you specify the panel fabric. Some fabrics are not available because they are not suitable for wrapping thin pieces.

**Tip: For most fabrics, fabric application is standard in the warp horizontal direction. ▶ See Specification Guidelines for Vertical Fabric Applications, page 234, for details on these exceptions. Warp vertical is available as an option.*

Tip: Replacement panel surfaces are now available as standard product. The top cap, end trim, and base cover can remain in place during the replacement process. Special tools are not required. Adjacent panels are not disrupted.

Tip: 80¹/₂"H fabric-covered end trims are available in the warp vertical application only.

Standard Includes	Required to Specify
-------------------	---------------------

- | | |
|---|--|
| <ul style="list-style-type: none"> • Fabric direction with horizontal application*: fabric price group 1 • 80¹/₂"H panel, fabric direction with vertical application: fabric price group 1 • Top cap, end trim, and base covers with receptacle knockouts: all paint price groups • Top cap height: medium • Universal connector package | <ol style="list-style-type: none"> 1 Style number 2 Fabric color number for surface 1 3 Fabric color number for surface 2 4 Paint color number for top cap, end trim, and base covers 5 Options, if selected (see below) <p>▶ See <i>Surface Materials</i>, page 221.</p> |
|---|--|

Surface Materials	Options	Price	Required to Specify
-------------------	---------	-------	---------------------

Surface Materials	Panel surface		
	• Fabric price group 1	No cost	Specify fabric color number.
	• Fabric price group 2	+\$ 34	Specify fabric color number.
	• Fabric price group 3	+\$ 90	Specify fabric color number.
	• Fabric price group 4	+\$142	Specify fabric color number.
	• Fabric price group 5	+\$222	Specify fabric color number.
	• Fabric price group COM	+\$ 32	▶ See <i>Surface Materials Reference Manual</i> to specify.
	Fabric direction on panel		
	• Vertical application	No cost	Specify <i>with vertical application</i> .
	Top cap, end trim, and base covers		
	• Wood on low or medium top cap only	+\$126	Specify <i>with wood top cap</i> and select wood color number.
	• Customiz stain on wood top cap	No cost	▶ See <i>Surface Materials Reference Manual</i> .
	• Fabric-covered end trim	+\$ 58	Specify <i>with fabric-covered end trim left-hand, right-hand, or both</i> and select fabric color number.
	Fabric direction on end trim		
	• Horizontal application (standard)	No cost	Specify <i>with horizontal application</i> .
	• Vertical application	No cost	Specify <i>with vertical application</i> .
Top Cap	Height		
	• Low (reduces panel height by 3/4")	No cost	Replace second M in style number with L .
	Knockouts		
	• Cable knockout on medium top cap	No cost	Specify <i>top cap with knockout</i> .
Electrical	Factory-installed powerway and power base covers		
	• 3-circuit powerway with shared neutral	+\$188	Add suffix P3 to panel style number.
	• 3-circuit powerway with separate neutrals	+\$225	Add suffix P3 to panel style number and specify <i>with separate neutrals</i> .
	• 4-circuit (3+D) powerway	+\$220	Add suffix P4 to panel style number.
	• 4-circuit (3I+1) powerway	+\$264	Add suffix P4 to panel style number and specify <i>with 3I+1 wiring</i> .
	• 4-circuit (2+2) powerway	+\$264	Add suffix P4 to panel style number and specify <i>with 2+2 wiring</i> .
	Field-installed powerway		
	• For use in New York City	No cost	▶ Must specify powerway for field installation only, page 152, and specify <i>non-powered panel with power base covers</i> .
	Factory-installed wire separator		
		+\$ 24	Specify <i>with wire separator</i> .

▶ Options, continued on next page

SIN 711.1

► Options, continued from previous page

	Options	Price	Required to Specify
Cable-Management Panel with Powerway ► Page 120	Choice 1: Vertical cable routing only	+\$ 10	① Specify a panel with factory-installed powerway in the base (see above). ② Specify plain cable-management surfaces on both sides of the panel.
	Choice 2: Worksurface-height power on one side and vertical cable routing	+\$118	① Specify a panel with factory-installed powerway in the base (see above). ② Specify power cable-management surfaces on one side of the panel. ③ Specify line 1, 2, 3, or 4.
	Choice 3: Worksurface-height power on two sides and vertical cable routing	+\$226	① Specify a panel with factory-installed powerway in the base (see above). ② Specify cable-management surfaces on both sides of the panel. ③ Specify line 1, 2, 3, or 4 (must be the same for both sides).
Cable-Management Panel without Powerway ► Page 121	Choice 4: Vertical cable routing only	+\$ 10	① Specify a panel without factory-installed powerway. ② Specify plain cable-management surfaces on both sides of the panel.
	Choice 5: Worksurface-height power access on one side and vertical cable routing	+\$ 87	① Specify a panel without factory-installed powerway. ② Specify power cable-management surface on one side and plain cable-management surface on the other side of the panel.
	Choice 6: Worksurface-height power access on two sides and vertical cable routing	+\$164	① Specify a panel without factory-installed powerway. ② Specify power cable-management surface on both sides of the panel.
New York City Cable-Management Panel ► Page 122	Choice 7: Worksurface-height power access on one side and vertical cable routing	+\$113	① Specify a panel without factory-installed powerway. ② Specify New York power cable-management surface on one side and plain cable-management surface on the other side of the panel. ③ Designate wiring option. ④ Specify line 1, 2, 3, or 4.
	Choice 8: Worksurface-height power access on two sides and vertical cable routing	+\$216	① Specify a panel without factory-installed powerway. ② Specify New York power cable-management surface on both sides of the panel. ③ Designate wiring option. ④ Specify line 1, 2, 3, or 4 (must be the same for both sides).

- Related Products**
- Panel connectors ► Page 138
 - Panel brackets ► Page 142
 - Panel wiring and cabling ► Page 147
 - Panel accessories ► Page 156

► Specification Information, on next page

Tip: Cable-management option is not available on 18⁵/₁₆"W panels.

Tip: Remember to order cable knockouts for medium top caps (above) to accommodate cable routing.

Tip: 33"H panels are not available with cable management options.

Tackable Panels, continued

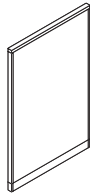
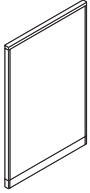
SIN 711.1

► Options, on previous page

Specification Information

Width	Style Number	Base Price	Style Number	Base Price	Style Number	Base Price
	33"H		41¼"H		52¾"H	
18 ⁵ / ₁₆ "	MPTAM3318	\$ 570	MPTAM4118	\$ 570	MPTAM5318	\$ 641
24 ⁵ / ₁₆ "	MPTAM3324	\$ 579	MPTAM4124	\$ 579	MPTAM5324	\$ 645
30 ⁵ / ₁₆ "	MPTAM3330	\$ 619	MPTAM4130	\$ 619	MPTAM5330	\$ 689
36 ⁵ / ₁₆ "	MPTAM3336	\$ 660	MPTAM4136	\$ 660	MPTAM5336	\$ 726
42 ⁵ / ₁₆ "	MPTAM3342	\$ 723	MPTAM4142	\$ 723	MPTAM5342	\$ 793
48 ⁵ / ₁₆ "	MPTAM3348	\$ 788	MPTAM4148	\$ 788	MPTAM5348	\$ 858
60 ⁵ / ₁₆ "	MPTAM3360	\$ 985	MPTAM4160	\$ 985	MPTAM5360	\$1064

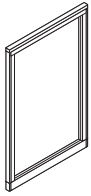
	64¹¹/₁₆"H		80½"H	
18 ⁵ / ₁₆ "	MPTAM6518	\$ 725	MPTAM8018	\$1004
24 ⁵ / ₁₆ "	MPTAM6524	\$ 730	MPTAM8024	\$1012
30 ⁵ / ₁₆ "	MPTAM6530	\$ 785	MPTAM8030	\$1074
36 ⁵ / ₁₆ "	MPTAM6536	\$ 828	MPTAM8036	\$1148
42 ⁵ / ₁₆ "	MPTAM6542	\$ 903	MPTAM8042	\$1259
48 ⁵ / ₁₆ "	MPTAM6548	\$ 979	MPTAM8048	\$1361
60 ⁵ / ₁₆ "	MPTAM6560	\$1215		



SIN 711.1

Transparent Panels

SIN 711.1



Tip: If you want the panel fabric to match the fabric on change-of-height panel connectors, power poles, cable poles, or fillers, check to see that the fabric you want is available on that product before you specify the panel fabric. Some fabrics are not available because they are not suitable for wrapping thin pieces.

**Tip: For most fabrics, fabric application is standard in the warp horizontal direction. ▶ See Specification Guidelines for Vertical Fabric Applications, page 234, for details on these exceptions. Warp vertical is available as an option.*

Tip: 80 1/2" H fabric-covered end trims are available in the warp vertical application only.

Standard Includes	Required to Specify
<ul style="list-style-type: none"> Panel insert: 6500 Clear tempered glass Top cap, frame surface, end trim, and base covers with receptacle knockouts: all paint price groups Top cap height: medium Universal connector package 	<ul style="list-style-type: none"> 1 Style number 2 Paint color number for top cap, frame surface, end trim, and base covers 3 Options, if selected (see below) ▶ See <i>Surface Materials</i>, page 221.

Options	Price	Required to Specify
Surface Materials		
Top cap, frame surface, end trim, and base covers		
<ul style="list-style-type: none"> Wood on low or medium top cap only Customiz stain on wood top cap Fabric-covered end trim 	<ul style="list-style-type: none"> +\$126 No cost +\$ 58 per side 	<ul style="list-style-type: none"> Specify <i>with wood top cap</i> and select wood color number. ▶ See <i>Surface Materials Reference Manual</i>. Specify <i>with fabric-covered end trim left-hand, right-hand, or both</i> and select fabric color number.

Fabric direction for end trim on 64 1/16" H and shorter panels*		
<ul style="list-style-type: none"> Horizontal application (standard) Vertical application 	<ul style="list-style-type: none"> No cost No cost 	<ul style="list-style-type: none"> Specify <i>with horizontal application</i>. Specify <i>with vertical application</i>

Top Cap	Height	Price	Required to Specify
	<ul style="list-style-type: none"> Low (reduces panel height by 3/4") 	<ul style="list-style-type: none"> No cost 	<ul style="list-style-type: none"> Replace second M in style number with L.

Knockouts	Price	Required to Specify
<ul style="list-style-type: none"> Cable knockout on medium top cap 	<ul style="list-style-type: none"> No cost 	<ul style="list-style-type: none"> Specify <i>top cap with knockout</i>.

Electrical	Factory-installed powerway and power base covers	
	<ul style="list-style-type: none"> 3-circuit powerway with shared neutral 3-circuit powerway with separate neutrals 4-circuit (3+D) powerway 4-circuit (3I+1) powerway 4-circuit (2+2) powerway 	<ul style="list-style-type: none"> +\$188 +\$225 +\$220 +\$264 +\$264
		<ul style="list-style-type: none"> Add suffix P3 to panel style number. Add suffix P3 to panel style number and specify <i>with separate neutrals</i>. Add suffix P4 to panel style number. Add suffix P4 to panel style number and specify <i>with 3I+1 wiring</i>. Add suffix P4 to panel style number and specify <i>with 2+2 wiring</i>.

Field-installed powerway	Price	Required to Specify
<ul style="list-style-type: none"> For use in New York City 		<ul style="list-style-type: none"> ▶ Must specify powerway for field installation only, page 152, and specify <i>non-powered panel with power base covers</i>.

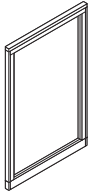
Factory-installed power base covers		
<ul style="list-style-type: none"> Substituted on non-powered panels For use in Chicago 	<ul style="list-style-type: none"> No cost No cost 	<ul style="list-style-type: none"> Specify <i>with power base covers</i>. Specify <i>with power base covers</i>. (Additional base covers with a standard-size opening, both sides, are available on 30"W panels.)

Factory-installed wire separator		
	<ul style="list-style-type: none"> +\$ 24 	<ul style="list-style-type: none"> Specify <i>with wire separator</i>.

Related Products	Options	Price	Required to Specify
<ul style="list-style-type: none"> Panel connectors Panel brackets Panel wiring and cabling Panel accessories 			<ul style="list-style-type: none"> ▶ Page 138 ▶ Page 142 ▶ Page 147 ▶ Page 156

SIN 711.1

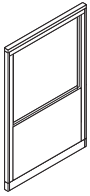
Specification Information



Width	Style Number	Base Price	Style Number	Base Price
	64¹¹/₁₆"H		80¹/₂"H	
24 ⁵ / ₁₆ "	MPSGM6524	\$1056	MPSGM8024	\$1248
30 ⁵ / ₁₆ "	MPSGM6530	\$1152	MPSGM8030	\$1354
36 ⁵ / ₁₆ "	MPSGM6536	\$1247	MPSGM8036	\$1458
42 ⁵ / ₁₆ "	MPSGM6542	\$1342	MPSGM8042	\$1564
48 ⁵ / ₁₆ "	MPSGM6548	\$1436	MPSGM8048	\$1669

Half Glass, Half Fabric Transparent Panels

SIN 711.1



Tip: If you want the panel fabric to match the fabric on change-of-height panel connectors, power poles, cable poles, or fillers, check to see that the fabric you want is available on that product before you specify the panel fabric. Some fabrics are not available because they are not suitable for wrapping thin pieces.

**Tip: For most fabrics, fabric application is standard in the warp horizontal direction. ▶ See Specification Guidelines for Vertical Fabric Applications, page 234, for details on these exceptions. Warp vertical is available as an option.*

Tip: 80"H fabric-covered end trims are available in the warp vertical application only. If they are specified, be sure to select vertical application on the panel surfaces.

Standard Includes	Required to Specify
<ul style="list-style-type: none"> Panel with two surfaces, fabric direction with horizontal application*: fabric price group 1 Panel insert: 6500 Clear tempered glass Top cap, frame surface, end trim, and base covers with receptacle knockouts: all paint price groups Top cap height: medium Universal connector package 	<ol style="list-style-type: none"> Style number Paint color number for top cap, frame surface, end trim, and base covers Options, if selected (see below) <ul style="list-style-type: none"> ▶ See <i>Surface Materials</i>, page 221.

Options	Price	Required to Specify
Surface Materials		
Panel surface		
<ul style="list-style-type: none"> Fabric price group 1 Fabric price group 2 Fabric price group 3 Fabric price group 4 Fabric price group 5 Fabric price group COM 	<ul style="list-style-type: none"> No cost +\$ 34 +\$ 90 +\$142 +\$222 +\$ 32 	<ul style="list-style-type: none"> Specify fabric color number. Specify fabric color number. Specify fabric color number. Specify fabric color number. Specify fabric color number. ▶ See <i>Surface Materials Reference Manual</i> to specify.
Fabric direction on panels		
<ul style="list-style-type: none"> Vertical application 	<ul style="list-style-type: none"> No cost 	<ul style="list-style-type: none"> Specify with vertical application.
Top cap, frame surface, end trim, and base covers		
<ul style="list-style-type: none"> Wood on low or medium top cap only Customiz stain on wood top cap Fabric-covered end trim 	<ul style="list-style-type: none"> +\$126 No cost +\$ 58 per side 	<ul style="list-style-type: none"> Specify with wood top cap and select wood color number. ▶ See <i>Surface Materials Reference Manual</i>. Specify with fabric-covered end trim left-hand, right-hand, or both and select fabric color number.
Fabric direction for end trim on 64¹¹/₁₆"H and shorter panels*		
<ul style="list-style-type: none"> Horizontal application (standard) Vertical application 	<ul style="list-style-type: none"> No cost No cost 	<ul style="list-style-type: none"> Specify with horizontal application. Specify with vertical application.
Top Cap		
Height		
<ul style="list-style-type: none"> Low (reduces panel height by 3/4") 	<ul style="list-style-type: none"> No cost 	<ul style="list-style-type: none"> Replace second M in style number with L.
Knockouts		
<ul style="list-style-type: none"> Cable knockout on medium top cap. 	<ul style="list-style-type: none"> No cost 	<ul style="list-style-type: none"> Specify top cap with knockout.
Electrical		
Factory-installed powerway and power base covers		
<ul style="list-style-type: none"> 3-circuit powerway with shared neutral 3-circuit powerway with separate neutrals 4-circuit (3+D) powerway 4-circuit (3I+1) powerway 4-circuit (2+2) powerway 	<ul style="list-style-type: none"> +\$188 +\$225 +\$220 +\$264 +\$264 	<ul style="list-style-type: none"> Add suffix P3 to panel style number. Add suffix P3 to panel style number and specify with separate neutrals. Add suffix P4 to panel style number. Add suffix P4 to panel style number and specify with 3I+1 wiring. Add suffix P4 to panel style number and specify with 2+2 wiring.
Field-installed powerway		
<ul style="list-style-type: none"> For use in New York City 		<ul style="list-style-type: none"> ▶ Must specify powerway for field installation only, page 152, and specify non-powered panel with power base covers.

▶ Options, continued on next page

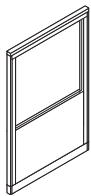
SIN 711.1

► Options, continued from previous page

Options	Price	Required to Specify
Factory-installed power base covers		
• Substituted on non-powered panels	No cost	Specify <i>with power base covers</i> . Specify <i>with power base covers</i> . (Additional base covers with a standard-size opening, both sides, are available on 30"W panels.)
• For use in Chicago	No cost	
Factory-installed wire separator		
	+\$24	Specify <i>with wire separator</i> .
Related Products	<ul style="list-style-type: none"> • Panel connectors • Panel brackets • Panel wiring and cabling • Panel accessories 	<ul style="list-style-type: none"> ► Page 138 ► Page 142 ► Page 147 ► Page 156

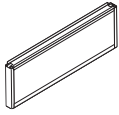
Specification Information

Width	Style Number	Base Price	Style Number	Base Price
	64 ¹¹ / ₁₆ "H		80 ¹ / ₂ "H	
24 ⁵ / ₁₆ "	MPHGM6524	\$1322	MPHGM8024	\$1505
30 ⁵ / ₁₆ "	MPHGM6530	\$1418	MPHGM8030	\$1598
36 ⁵ / ₁₆ "	MPHGM6536	\$1509	MPHGM8036	\$1717
42 ⁵ / ₁₆ "	MPHGM6542	\$1669	MPHGM8042	\$1806
48 ⁵ / ₁₆ "	MPHGM6548	\$1758	MPHGM8048	\$1908



Tackable Fabric-Covered Panel Stackers

SIN 711.1



*Tip: For most fabrics, fabric application is standard in the warp horizontal direction.
 ▶ See *Specification Guidelines for Vertical Fabric Applications*, page 234, for details on these exceptions. Warp vertical is available as an option.

Standard Includes	Required to Specify
-------------------	---------------------

- | | |
|---|---|
| <ul style="list-style-type: none"> Tackable stacker with two of the same fabric surfaces, fabric direction with horizontal application*: fabric price group 1 Trim: all paint price groups Two stacking attachment brackets | <ol style="list-style-type: none"> Style number Fabric color number for panel surface Paint color number for trim Options, if selected (see below) <p>▶ See <i>Surface Materials</i>, page 221.</p> |
|---|---|

Options	Price	Required to Specify
---------	-------	---------------------

Surface Materials	Panel surface <ul style="list-style-type: none"> Fabric price group 1 Fabric price group 2 Fabric price group 3 Fabric price group 4 Fabric price group 5 Fabric price group COM 	No cost +\$ 36 +\$ 89 +\$143 +\$222 +\$ 33	Specify fabric color number. Specify fabric color number. Specify fabric color number. Specify fabric color number. Specify fabric color number. ▶ See <i>Surface Materials Reference Manual</i> to specify.
	Fabric direction <ul style="list-style-type: none"> Vertical application 	No cost	Specify with vertical application.

Related Products	<ul style="list-style-type: none"> Tackable panels 	▶ Page 124
-------------------------	---	------------

Specification Information

• Width	• Style Number	• Base Price

11"H Stackers (For Stacking 42"H Base Panel to 53"H Base Panel)

18"	MPTAS1118	\$526
24"	MPTAS1124	\$541
30"	MPTAS1130	\$544
36"	MPTAS1136	\$558
42"	MPTAS1142	\$563
48"	MPTAS1148	\$572
60"	MPTAS1160	\$584

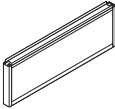
12"H Stackers (For Stacking 53"H Base Panel to 65"H Base Panel)

18"	MPTAS1218	\$527
24"	MPTAS1224	\$542
30"	MPTAS1230	\$548
36"	MPTAS1236	\$559
42"	MPTAS1242	\$564
48"	MPTAS1248	\$574
60"	MPTAS1260	\$587

▶ **Specification Information, continued on next page**

► Specification Information, continued from previous page

Specification Information



Width	Style Number	Base Price
-------	--------------	------------

15"H Stackers (For Stacking 65"H Base Panel to 80"H Base Panel)

18"	MPTAS1518	\$533
24"	MPTAS1524	\$550
30"	MPTAS1530	\$553
36"	MPTAS1536	\$564
42"	MPTAS1542	\$572
48"	MPTAS1548	\$582
60"	MPTAS1560	\$595

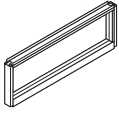
24"H Stackers (For Stacking 42"H Base Panel to 65"H Base Panel)

18"	MPTAS2418	\$564
24"	MPTAS2424	\$582
30"	MPTAS2430	\$584
36"	MPTAS2436	\$614
42"	MPTAS2442	\$621
48"	MPTAS2448	\$623
60"	MPTAS2460	\$639



Glass Panel Stackers

SIN 711.1



Standard Includes	Required to Specify
<ul style="list-style-type: none"> • Glass insert: 6500 Clear tempered glass • Trim: paint price group 1 • Two stacking attachment brackets 	<ul style="list-style-type: none"> 1 Style number 2 Paint color number for trim 3 Options, if selected (see below) ▶ See <i>Surface Materials</i>, page 221.

Options	Price	Required to Specify
Surface Materials Glass <ul style="list-style-type: none"> • Frosted Glass 	+\$116	Specify 6530 Frosted Glass.
Related Products <ul style="list-style-type: none"> • Tackable panels 		▶ Page 124

Specification Information

• Width	• Style Number	• Base Price
---------	----------------	--------------

11"H Stackers (For Stacking 42"H Base Panel to 53"H Base Panel)

18"	MPSGS1118	\$572
24"	MPSGS1124	\$585
30"	MPSGS1130	\$601
36"	MPSGS1136	\$611
42"	MPSGS1142	\$632
48"	MPSGS1148	\$636
60"	MPSGS1160	\$652
:	:	:

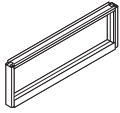
12"H Stackers (For Stacking 53"H Base Panel to 65"H Base Panel)

18"	MPSGS1218	\$577
24"	MPSGS1224	\$592
30"	MPSGS1230	\$606
36"	MPSGS1236	\$616
42"	MPSGS1242	\$639
48"	MPSGS1248	\$643
60"	MPSGS1260	\$664
:	:	:

▶ **Specification Information, continued on next page**

► Specification Information, continued from previous page

Specification Information



Width	Style Number	Base Price
-------	--------------	------------

15"H Stackers (For Stacking 65"H Base Panel to 80"H Base Panel)

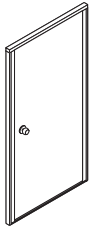
18"	MPSGS1518	\$605
24"	MPSGS1524	\$629
30"	MPSGS1530	\$635
36"	MPSGS1536	\$647
42"	MPSGS1542	\$669
48"	MPSGS1548	\$673
60"	MPSGS1560	\$697
:	:	:

24"H Stackers (For Stacking 42"H Base Panel to 65"H Base Panel)

18"	MPSGS2418	\$630
24"	MPSGS2424	\$646
30"	MPSGS2430	\$667
36"	MPSGS2436	\$687
42"	MPSGS2442	\$716
48"	MPSGS2448	\$725
60"	MPSGS2460	\$755
:	:	:

Panel Door with Frame

SIN 711.1



Standard Includes	Required to Specify
<ul style="list-style-type: none"> • Panel door: laminate • Top cap and frame: all paint price groups • Threshold: stainless steel only • Door knob with lock: brushed chrome only • Top cap height: medium • Universal connector package 	<ul style="list-style-type: none"> 1 Style number 2 Laminate color number for door 3 Paint color number for top cap and frame 4 Options, if selected (see below) ▶ See <i>Surface Materials</i>, page 221.

Options	Price	Required to Specify
Surface Materials <ul style="list-style-type: none"> • Wood on low or medium top cap only • Customiz stain on wood top cap 	<ul style="list-style-type: none"> +\$131 No cost 	<ul style="list-style-type: none"> Specify <i>with wood top cap</i> and select wood color number. ▶ See <i>Surface Materials Reference Manual</i>.
Door <ul style="list-style-type: none"> • Open Line laminate 	<ul style="list-style-type: none"> +\$ 65 plus cost of laminate 	<ul style="list-style-type: none"> ▶ See <i>Surface Materials Reference Manual</i>.
Top Cap <ul style="list-style-type: none"> • Low (reduces frame height by 3/4") 	<ul style="list-style-type: none"> No cost 	<ul style="list-style-type: none"> Replace second M in style number with L.
Knockouts <ul style="list-style-type: none"> • Cable knockout on medium top cap 	<ul style="list-style-type: none"> No cost 	<ul style="list-style-type: none"> Specify <i>top cap with knockout</i>.
Door Handles <ul style="list-style-type: none"> • Pair of handles and latch mechanism: Brushed Chrome only 	<ul style="list-style-type: none"> +\$137 	<ul style="list-style-type: none"> Specify <i>with handles</i>.
Related Products <ul style="list-style-type: none"> • Panel wiring and cabling 		<ul style="list-style-type: none"> ▶ Page 147

Specification Information

• Dimensions	• Style	• Base
W H	Number	Price

Panel Door with Frame

42 ⁵ / ₁₆ "	80 1/2"	MPDFWDM8042	\$2667

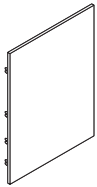
Frame Only

42 ⁵ / ₁₆ "	80 1/2"	MPDFM8042	\$1182

Tackable Acoustical Fabric-Covered Replacement Skins

Tackable Acoustical
Fabric-Covered
Replacement Skins

SIN 711.1



Tip: Remember to order replacement skins for both sides of the panel.

Tip: Avenir panels manufactured after September 1990 have removable panel skins. Replacement skins will not fit pre-September 1990 panels.

*Tip: For most fabrics, fabric application is standard in the warp horizontal direction.

▶ See Specification Guidelines for Vertical Fabric Applications, page 234 for details on these exceptions. Warp vertical is available as an option.

Standard Includes	Required to Specify
-------------------	---------------------

- 33"H–65"H skins, fabric direction with horizontal application*: fabric price group 1
- 80"H skin, fabric direction with vertical application: fabric price group 1

- 1 Style number
 - 2 Fabric color number for skin surface
 - 3 Options, if selected (see below)
- ▶ See *Surface Materials*, page 221.

Options	Price	Required to Specify
---------	-------	---------------------

Surface Materials

Panel surface

- Fabric price group 1 No cost
- Fabric price group 2 +\$ 17
- Fabric price group 3 +\$ 45
- Fabric price group 4 +\$ 71
- Fabric price group 5 +\$111
- Fabric price group COM +\$ 16

- Specify fabric color number.
Specify fabric color number.
Specify fabric color number.
Specify fabric color number.
Specify fabric color number.
Specify fabric color number.
▶ See *Surface Materials Reference Manual* to specify.

Fabric direction on 65"H and shorter skins

- Vertical application No cost Specify with vertical application.

Specification Information						
Width	Style Number	Base Price	Style Number	Base Price	Style Number	Base Price

Width	Style Number	Base Price	Style Number	Base Price	Style Number	Base Price
-------	--------------	------------	--------------	------------	--------------	------------

33"H Panels			41"H Panels			53"H Panels		
-------------	--	--	-------------	--	--	-------------	--	--

18"	RSTA3318	\$115	RSTA4118	\$143	RSTA5318	\$154
24"	RSTA3324	\$128	RSTA4124	\$159	RSTA5324	\$167
30"	RSTA3330	\$141	RSTA4130	\$176	RSTA5330	\$187
36"	RSTA3336	\$155	RSTA4136	\$194	RSTA5336	\$201
42"	RSTA3342	\$167	RSTA4142	\$210	RSTA5342	\$218
48"	RSTA3348	\$183	RSTA4148	\$225	RSTA5348	\$235
60"	RSTA3360	\$207	RSTA4160	\$259	RSTA5360	\$252

65"H Panels			80"H Panels		
-------------	--	--	-------------	--	--

18"	RSTA6518	\$179	RSTA8018	\$242
24"	RSTA6524	\$195	RSTA8024	\$258
30"	RSTA6530	\$213	RSTA8030	\$273
36"	RSTA6536	\$228	RSTA8036	\$292
42"	RSTA6542	\$245	RSTA8042	\$305
48"	RSTA6548	\$261	RSTA8048	\$324
60"	RSTA6560	\$278		

Panel Connector Packages

SIN 711.1

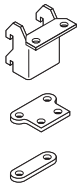
Varying-Height Connector Packages (PAB2)



Standard Includes	Required to Specify
<ul style="list-style-type: none"> Connector package: all paint price groups 	<ul style="list-style-type: none"> 1 Style number 2 Paint color number for connector ▶ See <i>Surface Materials</i>, page 221.

Specification Information		
Lower Panel Height	Style Number	Price
33"	PAB233	\$36
41"	PAB241	\$37
53"	PAB253	\$37
65"	PAB265	\$37
:	:	:

Varying-Height Perpendicular Connector Packages (PAB3)



Standard Includes	Required to Specify
<ul style="list-style-type: none"> Connector package: all paint price groups 	<ul style="list-style-type: none"> 1 Style number 2 Paint color number for connector ▶ See <i>Surface Materials</i>, page 221.

Specification Information		
Lower Panel Height	Style Number	Price
33"	PAB333	\$36
41"	PAB341	\$37
53"	PAB353	\$37
65"	PAB365	\$37
:	:	:

Varying-Height Connector Packages (PAB5)

Standard Includes	Required to Specify
<ul style="list-style-type: none"> Connector package: black paint only 	Style number

Specification Information

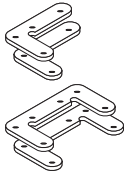
Description	Style Number	Price
 1 low, 3 high	PAB5A	\$36
 3 low, 1 high	PAB5B	\$36
 2 low, 2 high	PAB5C	\$36
 2 low opposite, 2 high opposite	PAB5D	\$36
 2 low opposite, 1 high	PAB5E	\$36
 1 low, 2 high	PAB5F	\$36
 2 low, 1 high	PAB5G	\$36



Panel Connector Packages, continued

SIN 711.1

Closed-Configuration Connector Package (PAB9)



Standard Includes		Required to Specify
<ul style="list-style-type: none"> Connector package: black paint only 		Style number
Specification Information		
Style Number	Price	
PAB9	\$37	

Perpendicular Connector Package (PAB4)



Standard Includes		Required to Specify
<ul style="list-style-type: none"> Connector package: black paint only 		Style number
Specification Information		
Style Number	Price	
PAB4	\$37	

Change-of-Height Panel Connectors

SIN 711.1



*Tip: For most fabrics, fabric application is standard in the warp horizontal direction.

► See *Specification Guidelines for Vertical Fabric Applications*, page 234, for details on these exceptions. Warp vertical is available as an option.

Tip: If highest panel is 80"H then connector will be in the vertical application.

Standard Includes	Required to Specify
<ul style="list-style-type: none"> Panel connector: all paint price groups 	1 Style number 2 Paint color number for connector 3 Options, if selected (see below) ► See <i>Surface Materials</i> , page 221.

Options	Price	Required to Specify
Surface Materials Fabric-covered connectors <ul style="list-style-type: none"> All fabric price groups 	+\$58	Specify fabric color number.
Fabric direction on fabric-covered connectors*		
<ul style="list-style-type: none"> Horizontal application (standard) with exceptions Vertical application 	No cost	Specify with <i>horizontal application</i> . Specify with <i>vertical application</i> .

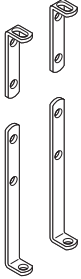
Specification Information

Lower Panel Height	Higher Panel Height	Style Number	Base Price
33"	41"	PC4133	\$67
33"	53"	PC5333	\$67
33"	65"	PC6533	\$67
33"	80"	PC8033	\$67
41"	53"	PC5341	\$67
41"	65"	PC6541	\$67
41"	80"	PC8041	\$67
53"	65"	PC6553	\$67
53"	80"	PC8053	\$67
65"	80"	PC8065	\$67
:	:	:	:

Panel Bracket Packages

SIN 711.1

Panel-to-Wall Bracket Package (PAB6)

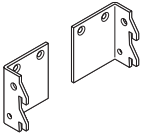


Standard Includes	Required to Specify
<ul style="list-style-type: none"> Bracket package: black paint only 	Style number

Specification Information

Style Number	Price
PAB6	\$23

Panel-to-Furniture Bracket Package (PAB7)

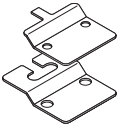


Standard Includes	Required to Specify
<ul style="list-style-type: none"> Bracket package: black paint only 	Style number

Specification Information

Style Number	Price
PAB7	\$23

Anchor Brackets (OSHDP)



Tip: Four anchor bracket packages are required for each cabinet.

Standard Includes	Required to Specify
<ul style="list-style-type: none"> Two-piece anchor bracket: black paint only 	Style number

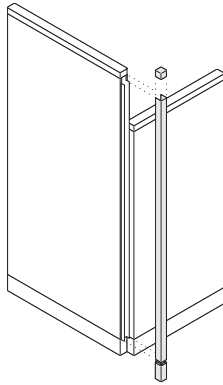
Specification Information

Style Number	Price
98769	\$31

Filler Packages

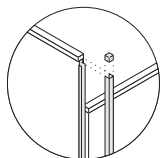
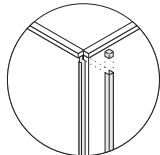
SIN 711.1

L Filler Packages



*Tip: For most fabrics, fabric application is standard in the warp horizontal direction. ▶ See *Specification Guidelines for Vertical Fabric Applications*, page 234, for details on these exceptions. Warp vertical is available as an option.

Tip: Wood top caps on fillers are solid and have no cable routing capability.



Tip: Filler height must match the height of the tallest panel in the configuration.

Standard Includes	Required to Specify
<ul style="list-style-type: none"> 41"H–65"H filler uprights, fabric direction with horizontal application*: all fabric price groups 80"H filler upright, fabric direction with vertical application: all fabric price groups Top cap and base cover: all paint price groups Top cap height: medium Carrier: black paint only 	<ol style="list-style-type: none"> Style number Fabric color number for filler upright Paint color number for top cap and base cover Options, if selected (see below) <ul style="list-style-type: none"> ▶ See <i>Surface Materials</i>, page 221.

Options	Price	Required to Specify
Surface Materials <ul style="list-style-type: none"> Fabric direction on 65"H and shorter fillers <ul style="list-style-type: none"> Vertical application 	No cost	Specify with vertical application.
Top cap <ul style="list-style-type: none"> Wood on low or medium top cap only Customiz stain on wood top cap 	+\$29 No cost	Specify with wood top cap and select wood color number. ▶ See <i>Surface Materials Reference Manual</i> .
Top Cap <ul style="list-style-type: none"> Height <ul style="list-style-type: none"> Low 	No cost	Replace M in style number with L .

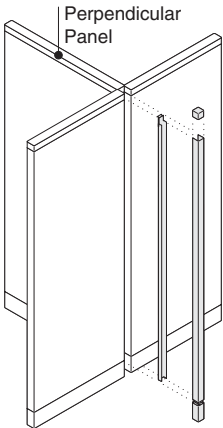
Specification Information		
• Filler Height	• Style Number	• Base Price

L-Configuration Fillers

41"	PJLM41	\$272
53"	PJLM53	\$272
65"	PJLM65	\$272
80"	PJLM80	\$272

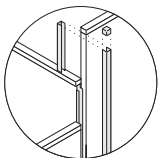
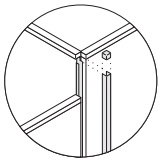
SIN 711.1

T Filler Packages



*Tip: For most fabrics, fabric application is standard in the warp horizontal direction.
 ▶ See Specification Guidelines for Vertical Fabric Applications, page 234, for details on these exceptions. Warp vertical is available as an option.

Tip: Wood top caps on fillers are solid and have no cable routing capability.



Tip: Carrier must always attach to center panel in T-configuration.

Tip: If highest panel is 80"H, then filler will be in the warp vertical application.

Standard Includes	Required to Specify
<ul style="list-style-type: none"> • Filler upright, fabric direction with horizontal application*: all fabric price groups • Top cap and base cover: all paint price groups • Top cap height: medium • Carrier: black paint only 	<ol style="list-style-type: none"> 1 Style number 2 Fabric color number for filler upright 3 Paint color number for top cap and base cover 4 Options, if selected (see below) <p>▶ See <i>Surface Materials</i>, page 221.</p>

Options	Price	Required to Specify
Surface Materials Fabric direction <ul style="list-style-type: none"> • Vertical application 	No cost	Specify with vertical application.
Top cap <ul style="list-style-type: none"> • Wood on low or medium top cap only • Customiz stain on wood top cap 	+\$29 No cost	Specify with wood top cap and select wood color number. ▶ See <i>Surface Materials Reference Manual</i> .
Top Cap <ul style="list-style-type: none"> • Height • Low 	No cost	Replace M in style number with L .

Specification Information			
Perpendicular Panel Height	Highest Panel Height	Style Number	Base Price
⋮	⋮	⋮	⋮

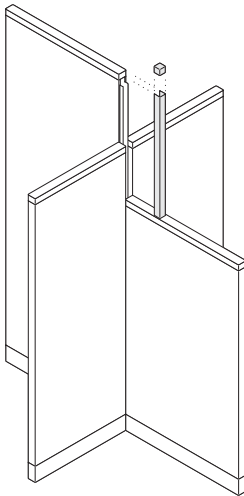
T-Configuration Fillers

N.A.	41"	PJTM41	\$272
N.A.	53"	PJTM53	\$272
N.A.	65"	PJTM65	\$272
N.A.	80"	PJTM80	\$272
⋮	⋮	⋮	⋮

T-Configuration Fillers with Back Filler

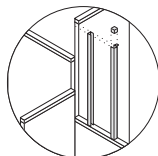
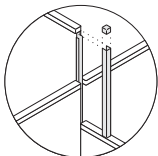
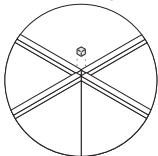
41"	53"	PJTM4153	\$291
41"	65"	PJTM4165	\$291
41"	80"	PJTM4180	\$291
53"	65"	PJTM5365	\$291
53"	80"	PJTM5380	\$291
65"	80"	PJTM6580	\$291
⋮	⋮	⋮	⋮

X Filler Packages



*Tip: For most fabrics, fabric application is standard in the warp horizontal direction.
 ▶ See Specification Guidelines for Vertical Fabric Applications, page 234, for details on these exceptions. Warp vertical is available as an option.

Tip: Wood top caps on fillers are solid and have no cable routing capability.



Tip: Back filler must attach to panel opposite the shortest panel in the X-configuration.

Tip: If highest panel is 80"H, then filler will be in the warp vertical application.

Standard Includes	Required to Specify
<ul style="list-style-type: none"> • Filler upright, fabric direction with horizontal application*: all fabric price groups • Top cap: all paint price groups • Carrier: black paint only 	<ol style="list-style-type: none"> 1 Style number 2 Fabric color number for filler upright 3 Paint color number for top cap 4 Options, if selected (see below) ▶ See <i>Surface Materials</i> , page 221.

Options	Price	Required to Specify
Surface Materials Fabric direction <ul style="list-style-type: none"> • Vertical application 	No cost	Specify with vertical application.
Top cap <ul style="list-style-type: none"> • Wood on low or medium top cap only • Customiz stain on wood top cap 	+\$29 No cost	Specify with wood top cap and select wood color number. ▶ See <i>Surface Materials Reference Manual</i> .
Top Cap <ul style="list-style-type: none"> • Height • Low 	No cost	Replace M in style number with L .

Specification Information			
Lowest Panel Height	Highest Panel Height	Style Number	Base Price

X-Configuration Top Cap Only

All	N.A.	PJXM	\$ 46
-----	------	-------------	-------

X-Configuration Fillers

41"	53"	PJAXM4153	\$214
41"	65"	PJAXM4165	\$214
41"	80"	PJAXM4180	\$214
53"	65"	PJAXM5365	\$214
53"	80"	PJAXM5380	\$214
65"	80"	PJAXM6580	\$214

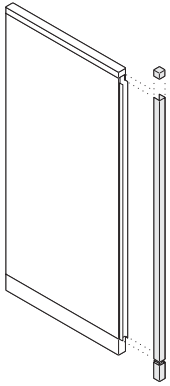
X-Configuration Fillers with Back Filler

41"	53"	PJBXM4153	\$214
41"	65"	PJBXM4165	\$214
41"	80"	PJBXM4180	\$214
53"	65"	PJBXM5365	\$214
53"	80"	PJBXM5380	\$214
65"	80"	PJBXM6580	\$214

Filler Packages, continued

SIN 711.1

End-of-Run Filler



*Tip: For most fabrics, fabric application is standard in the warp horizontal direction. ▶ See *Specification Guidelines for Vertical Fabric Applications*, page 234, for details on these exceptions. Warp vertical is available as an option.

Standard Includes	Required to Specify
<ul style="list-style-type: none"> 41"H–65"H end-of-run fillers, fabric direction with horizontal application*: all fabric price groups 80"H end-of-run filler, fabric direction with vertical application: all fabric price groups Top cap and base cover: all paint price groups 	<ol style="list-style-type: none"> Style number Fabric color number for end-of-run filler Paint color number for top cap and base cover Options, if selected (see below) <ul style="list-style-type: none"> ▶ See <i>Surface Materials</i>, page 221.

Options	Price	Required to Specify
Surface Materials Fabric direction on 65"H and shorter fillers <ul style="list-style-type: none"> Vertical application 	No cost	Specify with vertical application.
Top cap, end trim, and base covers <ul style="list-style-type: none"> Wood Customiz stain on wood top cap 	+\$29 No cost	Specify with wood top cap and select wood color number. ▶ See <i>Surface Materials Reference Manual</i> .

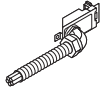
Specification Information		
• Height	• Style Number	• Base Price

For Use with Medium Top Caps

41"	ERFM41	\$286
53"	ERFM53	\$286
65"	ERFM65	\$286
80"	ERFM80	\$286
:	:	:

SIN 711.1

Base Power-Ins



Tip: Three circuit with separate neutral, and all four circuit base power-ins, can only fit in larger-size receptacle openings.

Standard Includes	Required to Specify
<ul style="list-style-type: none"> • Right-angle base power-in assembly • 6' long, 1/2" diameter conduit: black plastic only • 3-circuit with shared neutral or 4-circuit 3+D 	<ol style="list-style-type: none"> 1 Style number 2 Paint color number is required for base power-in for use in New York City 3 Options, if selected (see below) <p>▶ See <i>Surface Materials</i>, page 221.</p>

Options	Price	Required to Specify
Wiring Schematics Three-circuit <ul style="list-style-type: none"> • Separate neutral (available for larger-size openings only) 	+\$37	Specify with <i>separate neutral</i> .
Four-circuit <ul style="list-style-type: none"> • 3I+1 wiring schematic • 2+2 wiring schematic 	+\$44 +\$44	Specify with <i>3I+1 wiring</i> . Specify with <i>2+2 wiring</i> .

Specification Information		
Fits	Style Number	Base Price

3-Circuit

Standard- or larger-size openings	98669	\$258
For Use in New York City		
Standard- or larger-size openings	986691	\$258

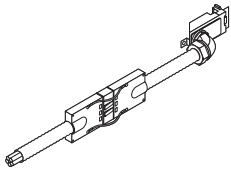
4-Circuit (3+D)

Larger-size openings only	986694	\$281
For Use in New York City		
Larger-size openings only	987801	\$281

Panel Wiring and Cabling, continued

SIN 711.1

Breakaway Base Power-Ins (OSHPD)



Tip: Three-circuit with separate neutral, and all four-circuit base power-ins, can only fit in larger-size receptacle openings.

Standard Includes	Required to Specify
<ul style="list-style-type: none"> • Breakaway base power-in assembly • 6' long, 1/2" diameter conduit: black plastic only • 3-circuit with shared neutral or 4-circuit 3+D 	1 Style number 2 Options, if selected (see below)

Options	Price	Required to Specify
Wiring Schematics Three-circuit <ul style="list-style-type: none"> • Separate neutral (available for larger-size openings only) 	+\$37	Specify with separate neutral.
Four-circuit <ul style="list-style-type: none"> • 3I+1 wiring schematic • 2+2 wiring schematic 	+\$44 +\$44	Specify with 3I+1 wiring. Specify with 2+2 wiring.

Specification Information

Fits	Style Number	Base Price

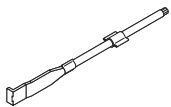
3-Circuit

Standard- or larger-size openings	98669C	\$313

4-Circuit (3+D)

Larger-size openings only	986694C	\$340

End Power-Ins



Standard Includes	Required to Specify
<ul style="list-style-type: none"> • End power-in assembly • 6' long, 1/2" diameter conduit: black plastic only • 3-circuit with shared neutral or 4 circuit 3+D 	1 Style number 2 Options, if selected (see below)

Options	Price	Required to Specify
Wiring Schematics Three-circuit <ul style="list-style-type: none"> • Separate neutral 	+\$27	Specify with separate neutral.
Four-circuit <ul style="list-style-type: none"> • 3I+1 wiring schematic • 2+2 wiring schematic 	+\$27 +\$27	Specify with 3I+1 wiring. Specify with 2+2 wiring.

Specification Information

Style Number	Base Price

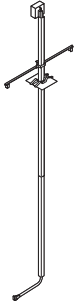
3-Circuit

MPSC372B	\$141
-----------------	-------

4-Circuit (3+D)

MPSC472B	\$156

2" x 2" Power Poles



*Tip: For most fabrics, fabric application is standard in the warp horizontal direction.
 ▶ See *Specification Guidelines for Vertical Fabric Applications*, page 234, for details on these exceptions. Warp vertical is available as an option.

Standard Includes	Required to Specify
<ul style="list-style-type: none"> • Upper part of pole: all paint price groups • 41"H–65"H lower part of pole, fabric direction with horizontal application*: all fabric price groups • 80"H lower part of pole, fabric direction with vertical application: all fabric price groups • Base: all paint price groups • Ceiling trim plate: white paint only • Harness with 3-circuit with shared neutral or 4-circuit 3+D • Junction box • Mounting brackets 	<ul style="list-style-type: none"> 1 Style number 2 Paint color number for pole 3 Options, if selected (see below) ▶ See <i>Surface Materials</i>, page 221.

Options	Price	Required to Specify
Surface Materials <ul style="list-style-type: none"> • Fabric direction on lower part of 65"H and shorter poles • Vertical application 	No cost	Specify with vertical application.
Wiring Schematics <ul style="list-style-type: none"> • Three-circuit • Separate neutrals 	+\$13	Specify with separate neutrals.
<ul style="list-style-type: none"> • Four-circuit • 3I+1 wiring schematic • 2+2 wiring schematic 	+\$13 +\$13	Specify with 3I+1 wiring. Specify with 2+2 wiring.

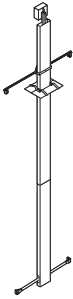
Specification Information

Panel Height	Style Number	Base Price	Style Number	Base Price
2" x 2"				
	3-Circuit		4-Circuit (3+D)	
41"	PP341A	\$562	PP441A	\$622
53"	PP353A	\$562	PP453A	\$622
65"	PP365A	\$562	PP465A	\$622
80"	PP380A	\$562	PP480A	\$622
:	:	:	:	:

Panel Wiring and Cabling, continued

SIN 711.1

2" x 6" Power and Cable Poles



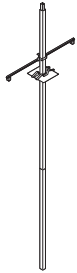
*Tip: For most fabrics, fabric application is standard in the warp horizontal direction.
 ▶ See Specification Guidelines for Vertical Fabric Applications, page 234, for details on these exceptions. Warp vertical is available as an option.

Standard Includes	Required to Specify
<ul style="list-style-type: none"> • Upper part of pole: all paint price groups • 41"H–65"H lower part of pole, fabric direction with horizontal application*: all fabric price groups • 80"H lower part of pole, fabric direction with vertical application: all fabric price groups • Base: all paint price groups • Ceiling trim plate: white paint only • Harness with 3-circuit with shared neutral or 4-circuit 3+D • Junction box • Mounting brackets 	<ul style="list-style-type: none"> 1 Style number 2 Paint color number for pole 3 Options, if selected (see below) ▶ See <i>Surface Materials</i>, page 221.

Options	Price	Required to Specify
Surface Materials <ul style="list-style-type: none"> • Fabric direction on lower part of 65"H and shorter poles • Vertical application 	No cost	Specify with vertical application.
Wiring Schematics <ul style="list-style-type: none"> • Three-circuit • Separate neutrals 	+\$13	Specify with separate neutrals.
<ul style="list-style-type: none"> • Four-circuit • 3I+1 wiring schematic • 2+2 wiring schematic 	+\$13 +\$13	Specify with 3I+1 wiring. Specify with 2+2 wiring.

Specification Information				
Panel Height	Style Number	Base Price	Style Number	Base Price
	3-Circuit		4-Circuit (3+D)	
41"	PP6416S	\$1073	PP8416S	\$1117
53"	PP6536S	\$1073	PP8536S	\$1117
65"	PP6656S	\$1073	PP8656S	\$1117
80"	PP6806S	\$1073	PP8806S	\$1117
:	:	:	:	:

2" x 2" Cable Poles



*Tip: For most fabrics, fabric application is standard in the warp horizontal direction.
 ▶ See *Specification Guidelines for Vertical Fabric Applications*, page 226, for details on these exceptions. Warp vertical is available as an option.

Standard Includes	Required to Specify
-------------------	---------------------

- Upper part of pole: all paint price groups
- 41"H–65"H lower part of pole, fabric direction with horizontal application*: all fabric price groups
- 80"H lower part of pole, fabric direction with vertical application*: all fabric price groups
- Base: all paint price groups
- Ceiling trim plate: white paint only
- Mounting brackets

- 1 Style number
 - 2 Paint color number for upper part of pole and base
 - 3 Fabric color number for lower part of pole
 - 4 Options, if selected (see below)
- ▶ See *Surface Materials*, page 221.

Options	Price	Required to Specify
---------	-------	---------------------

Surface Materials	Fabric direction on lower part of 65"H and shorter poles	
	• Vertical application	No cost Specify with vertical application.

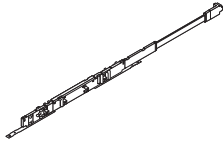
Specification Information		
Panel Height	Style Number	Price

41"	MCP41A	\$518
53"	MCP53A	\$518
65"	MCP65A	\$518
80"	MCP80A	\$518
⋮	⋮	⋮

Panel Wiring and Cabling, continued

SIN 711.1

Powerways (field-installed)



Tip: For factory-installed powerways, refer to the panel pages.

▶ Pages 120–122

Tip: 24" is double flag.

Standard Includes	Required to Specify
<ul style="list-style-type: none"> Powerway with 3-circuit with shared neutral or 4-circuit 3+D 	1 Style number 2 Options, if selected (see below)

Options	Price	Required to Specify
Wiring Schematics Three-circuit <ul style="list-style-type: none"> Separate neutral 	+\$37	Specify with separate neutral.
Four-circuit <ul style="list-style-type: none"> 3I+1 wiring schematic 2+2 wiring schematic 	+\$44 +\$44	Specify with 3I+1 wiring. Specify with 2+2 wiring.

Specification Information

Panel Width	Style Number	Base Price	Panel Width	Style Number	Base Price
3-Circuit			4-Circuit (3+D)		
24"	FPW324	\$198	24"	FPW424	\$235
30"	FPW330	\$198	30"	FPW430	\$235
36"	FPW336	\$198	36"	FPW436	\$235
42"	FPW342	\$198	42"	FPW442	\$235
48"	FPW348	\$198	48"	FPW448	\$235
60"	FPW360	\$198	60"	FPW460	\$235
Pass-Through Powerways					
18"	FPW318	\$198	18"	FPW418	\$235

Panel-to-Panel Connector



Standard Includes	Required to Specify
<ul style="list-style-type: none"> Package of six panel-to-panel connectors 	1 Style number 2 Options, if selected (see below)

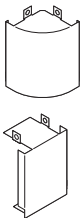
Options	Price	Required to Specify
Wiring Schematics Three-circuit <ul style="list-style-type: none"> Separate neutrals 	+\$135	Specify with separate neutrals.
Four-circuit <ul style="list-style-type: none"> 2+2 wiring schematic 3I+1 wiring schematic 	+\$103 +\$103	Specify with 2+2 wiring. Specify with 3I+1 wiring.

Specification Information

Style Number	Base Price	Style Number	Base Price
3-Circuit		4-Circuit	
MPTP3	\$421	MPTP4	\$537

Corner Wire Covers

Tip: Corner wire covers are required by UL to cover flexible power harnesses in L- and T-configuration.



Standard Includes	Required to Specify
<ul style="list-style-type: none"> • Corner wire cover: all paint price groups 	<ul style="list-style-type: none"> 1 Style number 2 Paint color number for wire cover ▶ See <i>Surface Materials</i>, page 221.

Specification Information

Style Number	Price
For 90° Panel Angle	
PBCC90	\$37
For 180° Panel Angle (T-Configuration)	
PBCC180	\$37

Cable Grommets for Base Cover



Tip: For use in standard-size receptacle opening in power base cover.

Standard Includes	Required to Specify
<ul style="list-style-type: none"> • Carton of five cable grommets: plastic 	<ul style="list-style-type: none"> 1 Style number 2 Plastic color number for cable grommet ▶ See <i>Surface Materials</i>, page 221.

Specification Information

Style Number	Price
98863	\$24

Panel-Base End Filler



Standard Includes	Required to Specify
<ul style="list-style-type: none"> • Carton of six end fillers: paint 	<ul style="list-style-type: none"> 1 Style number 2 Paint color number for end filler ▶ See <i>Surface Materials</i>, page 221.

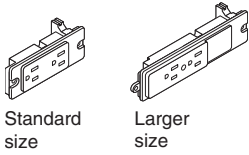
Specification Information

Style Number	Price
PBEF	\$37

Avenir

SIN 711.1

Duplex Receptacles



Tip: You can order additional filler plates from Service Parts. For transparent panels, order 9000118SR; for all other straight panels, order 9001398SR.

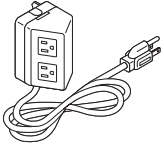
Tip: You must specify receptacle to match wiring schematic used in other components.

Standard Includes	Required to Specify
<ul style="list-style-type: none"> Package of six powerway receptacles: plastic 	<ul style="list-style-type: none"> 1 Style number 2 Plastic color number for receptacles ▶ See <i>Surface Materials</i>, page 221.

Specification Information

Description	Size	Style Number	Price	Style Number	Price
15-amp Receptacles					
3-Circuit with Shared Neutral					
Line 1	Standard size	986831DA15S	\$211	986831DA20S	\$317
Line 2	Standard size	986832DA15S	\$211	986832DA20S	\$317
Line 3	Standard size	986833DA15S	\$211	986833DA20S	\$317
3-Circuit with Separate Neutral					
Line A	Standard size	98683ADD15S	\$317	98683ADD20S	\$479
Line B	Standard size	98683BDD15S	\$317	98683BDD20S	\$479
Line C	Larger size	98683CDD15S	\$410	98683CDD20S	\$619
4-Circuit 3+D					
Line 1	Standard size	986831DA15S	\$211	986831DA20S	\$317
Line 2	Standard size	986832DA15S	\$211	986832DA20S	\$317
Line 3	Standard size	986833DA15S	\$211	986833DA20S	\$317
Line 4	Larger size	986834DA15S	\$275	986834DA20S	\$410
4-Circuit with 3I+1 Wiring					
Line 1	Standard size	986831DC15S	\$317	986831DC20S	\$479
Line 2	Standard size	986832DC15S	\$317	986832DC20S	\$479
Line 3	Standard size	986833DC15S	\$317	986833DC20S	\$479
Line 4	Larger size	986834DC15S	\$410	986834DC20S	\$619
4-Circuit with 2+2 Wiring					
Line 1	Standard size	986831DB15S	\$236	986831DB20S	\$357
Line 2	Standard size	986832DB15S	\$236	986832DB20S	\$357
Line 3	Larger size	986833DB15S	\$317	986833DB20S	\$479
Line 4	Larger size	986834DB15S	\$317	986834DB20S	\$479

Panel-Supported Receptacle



Standard Includes	Required to Specify
<ul style="list-style-type: none">• Three receptacles, each with 9' cord and three-prong plug: black plastic only	Style number

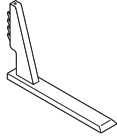
Specification Information

Fits	Style Number	Price
Duplex-size opening	PMDR	\$212

Panel Accessories

SIN 711.1

Panel Stabilizer Foot



Standard Includes	Required to Specify
<ul style="list-style-type: none"> Panel foot: all paint price groups 	<ul style="list-style-type: none"> 1 Style number 2 Paint color number for panel foot ▶ See <i>Surface Materials</i>, page 221.

Specification Information	
Style Number	Price
PFF16	\$159

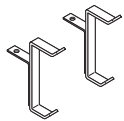
Gripper Glide Caps



Standard Includes	Required to Specify
<ul style="list-style-type: none"> Carton of 12 gripper glide caps: soft black plastic only 	<ul style="list-style-type: none"> Style number

Specification Information	
Style Number	Price
CGGC12	\$50

Panel Coat Hooks

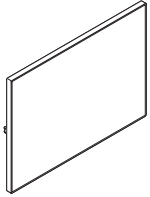


Tip: For use with painted top caps only.

Standard Includes	Required to Specify
<ul style="list-style-type: none"> Two coat hooks: all paint price groups 	<ul style="list-style-type: none"> 1 Style number 2 Paint color number for coat hook ▶ See <i>Surface Materials</i>, page 221.

Specification Information	
Style Number	Price
PCH	\$39

Markerboards

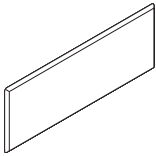


Standard Includes	Required to Specify
<ul style="list-style-type: none"> • Markerboard surface: white laminate only • Frame: black only 	1 Style number 2 Options, if selected (see below)

Options	Price	Required to Specify
Surface Materials Markerboard tray <ul style="list-style-type: none"> • Black only 	+\$59	Specify with markerboard tray.

Specification Information			
Dimensions	Style	Base	
W	H	Number	Price
30"	33"	PMB3330	\$558
36"	33"	PMB3336	\$590

Tackboards



Standard Includes	Required to Specify
<ul style="list-style-type: none"> • Tackboard, fabric direction with horizontal application: fabric price group 1 • Hardware: black paint only 	1 Style number 2 Fabric color number for tackboard 3 Options, if selected (see below) ▶ See <i>Surface Materials</i> , page 221.

Options	Price	Required to Specify
Surface Materials Tackboard <ul style="list-style-type: none"> • Fabric price group 1 • Fabric price group 2 • Fabric price group 3 • Fabric price group 4 • Fabric price group 5 • Fabric price group COM 	No cost +\$ 12 +\$ 51 +\$ 69 +\$111 +\$ 16	Specify fabric color number. Specify fabric color number. Specify fabric color number. Specify fabric color number. Specify fabric color number. ▶ See <i>Surface Materials Reference Manual</i> to specify.

Fabric direction on 30"W-60"W tackboards		
Options	Price	Required to Specify
<ul style="list-style-type: none"> • Vertical application 	No cost	Specify with vertical application.

Specification Information			
Dimensions	Style	Base	
W	H	Number	Price
30"	17 ³ / ₄ "	TB3018	\$164
36"	17 ³ / ₄ "	TB3618	\$173
42"	17 ³ / ₄ "	TB4218	\$199
48"	17 ³ / ₄ "	TB4818	\$217
60"	17 ³ / ₄ "	TB6018	\$281
72"	17 ³ / ₄ "	TB7218	\$345

Specifying Worksurfaces and Related Products

► For more detailed product information, see the *Avenir Specification Guide* or consult your Steelcase dealer.

Worksurfaces

Avenir Universal Systems Worksurfaces (SIN 711.1)	161
Avenir Worksurfaces (SIN 711.1)	181

Specifying Avenir Universal Systems Worksurfaces

Worksurfaces

Straight Worksurfaces (SIN 711.1)	162
Transition Worksurfaces (SIN 711.1)	164
Corner, Curved-Front Worksurfaces (SIN 711.1)	166
Extended Corner, Curved-Front Worksurfaces (SIN 711.1)	168
Spanner Worksurfaces (SIN 711.1)	170
Bullet Peninsula Worksurfaces (SIN 711.1)	171
Jetty Worksurfaces (SIN 711.1)	172
Visitor Worksurfaces (SIN 711.1)	174
Transaction Worksurfaces (SIN 711.1)	176

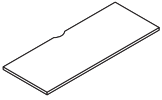
Panel-Mounted Universal Systems Worksurface Supports (SIN 711.1)	177
---	-----

Legs and Supports for Avenir Universal Systems Worksurfaces (SIN 711.1)	179
--	-----

Straight Worksurfaces

Laminate

SIN 711.1



Tip: Supports for freestanding and panel-mounted applications must be specified separately.

Tip: Worksurface spans greater than 54" require additional support of a cantilever, pedestal, intermediate support, or leg. Exception; worksurfaces can span up to 60" in heavy load applications and up to 72" in light load applications if a reinforcing channel is used. Reinforcing channel must be specified separately.
 ▶ See Montage Solutions Specification Guide.

Tip: Not all Avenir Universal Systems Worksurface installations can be panel wrapped.
 ▶ See Avenir Specification Guide for application details.

Standard Includes	Required to Specify
<ul style="list-style-type: none"> • Worksurface: laminate • 3 mm edge profile on front edge: plastic • Plastic default flat profile on side and back edges • Cable scallop on back edge 	<ol style="list-style-type: none"> 1 Style number 2 Laminate color number for worksurface 3 Plastic color number for front edge on laminate worksurface 4 Options, if selected (see below) ▶ See <i>Surface Materials</i> , page 221.

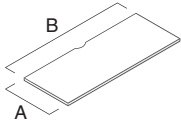
	Options	Price	Required to Specify
Surface Materials	<ul style="list-style-type: none"> • Open Line laminate 	+\$65 plus cost of laminate	▶ See <i>Surface Materials Reference Manual</i>
Scallops	<ul style="list-style-type: none"> • Omit scallop 	No cost	Specify <i>omit scallop</i> .
Related Products	<ul style="list-style-type: none"> • Panel-mounted Universal Systems worksurface supports • Reinforcing channel • Legs and supports for Avenir Universal Systems Worksurfaces • Worksurface screens • Worksurface power and communication components 		▶ Page 177 ▶ See <i>Montage Solutions Specification Guide</i> . ▶ Page 179 ▶ See <i>Montage Solutions Specification Guide</i> . ▶ See <i>Montage Solutions Specification Guide</i> .

Specification Information

Base Price



Dimensions A B	Style Number	Plastic 3 mm Edge	Base Price
18 ³ / ₈ " 30 ¹ / ₈ "	MUS1830		\$165
18 ³ / ₈ " 36 ¹ / ₈ "	MUS1836		\$177
18 ³ / ₈ " 42 ¹ / ₈ "	MUS1842		\$193
18 ³ / ₈ " 48 ¹ / ₈ "	MUS1848		\$231
18 ³ / ₈ " 54 ¹¹ / ₃₂ "	MUS1854		\$247
18 ³ / ₈ " 60 ¹¹ / ₃₂ "	MUS1860		\$266
23 ¹ / ₂ " 24 ¹ / ₈ "	MUS2424		\$169
23 ¹ / ₂ " 30 ¹ / ₈ "	MUS2430		\$183
23 ¹ / ₂ " 36 ¹ / ₈ "	MUS2436		\$193
23 ¹ / ₂ " 42 ¹ / ₈ "	MUS2442		\$208
23 ¹ / ₂ " 48 ¹ / ₈ "	MUS2448		\$246
23 ¹ / ₂ " 54 ¹¹ / ₃₂ "	MUS2454		\$263
23 ¹ / ₂ " 60 ¹¹ / ₃₂ "	MUS2460		\$279
23 ¹ / ₂ " 66 ¹¹ / ₃₂ "	MUS2466		\$314
23 ¹ / ₂ " 72 ¹¹ / ₃₂ "	MUS2472		\$352
29 ¹ / ₂ " 24 ¹ / ₈ "	MUS3024		\$240
29 ¹ / ₂ " 30 ¹ / ₈ "	MUS3030		\$249
29 ¹ / ₂ " 36 ¹ / ₈ "	MUS3036		\$266
29 ¹ / ₂ " 42 ¹ / ₈ "	MUS3042		\$279
29 ¹ / ₂ " 48 ¹ / ₈ "	MUS3048		\$319
29 ¹ / ₂ " 54 ¹¹ / ₃₂ "	MUS3054		\$340
29 ¹ / ₂ " 60 ¹¹ / ₃₂ "	MUS3060		\$360
29 ¹ / ₂ " 66 ¹¹ / ₃₂ "	MUS3066		\$395
29 ¹ / ₂ " 72 ¹¹ / ₃₂ "	MUS3072		\$430
:	:	:	



Transition Worksurfaces

Laminate

SIN 711.1

Tip: Supports for freestanding and panel-mounted applications must be specified separately.


Tip: Worksurface spans greater than 54" require additional support of a cantilever, pedestal, intermediate support, or leg. Exception; worksurfaces can span up to 60" in heavy load applications and up to 72" in light load applications if a reinforcing channel is used. Reinforcing channel must be specified separately.

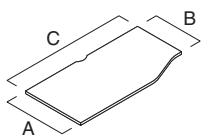
Tip: Not all Avenir Universal Systems Worksurface installations can be panel wrapped. ▶ See Avenir Specification Guide for application details.

Standard Includes	Required to Specify
<ul style="list-style-type: none"> • Worksurface: laminate • 3 mm edge profile on front edge: plastic • Plastic default flat profile on side and back edges • Cable scallop on back edge 	<ol style="list-style-type: none"> 1 Style number 2 Laminate color number for worksurface 3 Plastic color number for front edge on laminate worksurface 4 Options, if selected (see below) <p>▶ See <i>Surface Materials</i>, page 221.</p>

Options	Price	Required to Specify
Surface Materials <ul style="list-style-type: none"> • Open Line laminate 	+\$65 plus cost of laminate	▶ See <i>Surface Materials Reference Manual</i> .
Scallops <ul style="list-style-type: none"> • Omit scallop 	No cost	Specify <i>omit scallop</i> .
Related Products <ul style="list-style-type: none"> • Panel-mounted Universal Systems worksurface supports • Legs and supports for Avenir Universal Systems Worksurfaces • Worksurface screens • Worksurface power and communication components 		▶ Page 177 ▶ Page 179 ▶ See <i>Montage Solutions Specification Guide</i> . ▶ See <i>Montage Solutions Specification Guide</i> .

Specification Information

Dimensions			Style Number	Base Price
A	B	C		
				



Left-Hand Worksurfaces

23 ¹ / ₂ "	18 ³ / ₈ "	36 ¹ / ₈ "	MUT2136L	\$319
23 ¹ / ₂ "	18 ³ / ₈ "	42 ¹ / ₈ "	MUT2142L	\$336
23 ¹ / ₂ "	18 ³ / ₈ "	48 ¹ / ₈ "	MUT2148L	\$392
23 ¹ / ₂ "	18 ³ / ₈ "	54 ¹¹ / ₃₂ "	MUT2154L	\$420
23 ¹ / ₂ "	18 ³ / ₈ "	60 ¹¹ / ₃₂ "	MUT2160L	\$447
29 ¹ / ₂ "	23 ¹ / ₂ "	36 ¹ / ₈ "	MUT3236L	\$374
29 ¹ / ₂ "	23 ¹ / ₂ "	42 ¹ / ₈ "	MUT3242L	\$396
29 ¹ / ₂ "	23 ¹ / ₂ "	48 ¹ / ₈ "	MUT3248L	\$460
29 ¹ / ₂ "	23 ¹ / ₂ "	54 ¹¹ / ₃₂ "	MUT3254L	\$494
29 ¹ / ₂ "	23 ¹ / ₂ "	60 ¹¹ / ₃₂ "	MUT3260L	\$524

▶ **Specification Information, continued on next page**

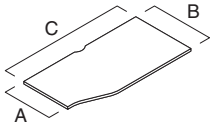
► Specification Information, continued from previous page

Specification Information

Base Price



• Dimensions			• Style Number	• Plastic 3 mm Edge
A	B	C		



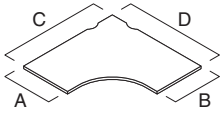
Right-Hand Worksurfaces

18 ³ / ₈ "	23 ¹ / ₂ "	36 ¹ / ₈ "	MUT1236R	\$319
18 ³ / ₈ "	23 ¹ / ₂ "	42 ¹ / ₈ "	MUT1242R	\$336
18 ³ / ₈ "	23 ¹ / ₂ "	48 ¹ / ₈ "	MUT1248R	\$392
18 ³ / ₈ "	23 ¹ / ₂ "	54 ¹¹ / ₃₂ "	MUT1254R	\$420
18 ³ / ₈ "	23 ¹ / ₂ "	60 ¹¹ / ₃₂ "	MUT1260R	\$447
23 ¹ / ₂ "	29 ¹ / ₂ "	36 ¹ / ₈ "	MUT2336R	\$374
23 ¹ / ₂ "	29 ¹ / ₂ "	42 ¹ / ₈ "	MUT2342R	\$396
23 ¹ / ₂ "	29 ¹ / ₂ "	48 ¹ / ₈ "	MUT2348R	\$460
23 ¹ / ₂ "	29 ¹ / ₂ "	54 ¹¹ / ₃₂ "	MUT2354R	\$494
23 ¹ / ₂ "	29 ¹ / ₂ "	60 ¹¹ / ₃₂ "	MUT2360R	\$524

Corner, Curved-Front Worksurfaces

Laminate

SIN 711.1



Tip: Supports must be specified separately, including side support brackets for rear corner support in panel-mounted applications.

Tip: Single and stand alone Universal Systems worksurfaces can not be panel wrapped.
 ▶ See Avenir Specification Guide for application details.

Standard Includes	Required to Specify
-------------------	---------------------

- Worksurface: laminate
- 3 mm edge profile on front edge: plastic
- Plastic default flat profile on side and back edges
- Cable scallops on back edge

- 1 Style number
 - 2 Laminate color number for worksurface
 - 3 Plastic color number for front edge on laminate worksurface
 - 4 Options, if selected (see below)
- ▶ See *Surface Materials*, page 221.

Options	Price	Required to Specify
---------	-------	---------------------

Surface Materials	• Open Line laminate	+\$65 plus cost of laminate	▶ See <i>Surface Materials Reference Manual</i> .
Scallops	• Omit scallop	No cost	Specify <i>omit scallop</i> .
Related Products	<ul style="list-style-type: none"> • Panel-mounted Universal Systems worksurface supports • Legs and supports for Avenir Universal Systems Worksurfaces • Worksurface screens 		▶ Page 177 ▶ Page 179 ▶ See <i>Montage Solutions Specification Guide</i> . ▶ See <i>Montage Solutions Specification Guide</i> .
	• Worksurface power and communication components		

Specification Information

Dimensions				Style Number	Base Price
A	B	C	D	Plastic 3 mm Edge	
18 ³ / ₈ "	18 ³ / ₈ "	41 ⁵ / ₈ "	41 ⁵ / ₈ "	MUCC1122	\$415
18 ³ / ₈ "	18 ³ / ₈ "	47 ⁵ / ₈ "	47 ⁵ / ₈ "	MUCC1188	\$453
23 ¹ / ₂ "	23 ¹ / ₂ "	35 ⁵ / ₈ "	35 ⁵ / ₈ "	MUCC2266	\$397
23 ¹ / ₂ "	23 ¹ / ₂ "	41 ⁵ / ₈ "	41 ⁵ / ₈ "	MUCC2222	\$430
23 ¹ / ₂ "	23 ¹ / ₂ "	47 ⁵ / ₈ "	47 ⁵ / ₈ "	MUCC2288	\$478
23 ¹ / ₂ "	23 ¹ / ₂ "	59 ²⁷ / ₃₂ "	59 ²⁷ / ₃₂ "	MUCC2200	\$771
29 ¹ / ₂ "	29 ¹ / ₂ "	41 ⁵ / ₈ "	41 ⁵ / ₈ "	MUCC3322	\$467
29 ¹ / ₂ "	29 ¹ / ₂ "	47 ⁵ / ₈ "	47 ⁵ / ₈ "	MUCC3388	\$519

Base Price



Extended Corner, Curved-Front Worksurfaces

Laminate

SIN 711.1

Tip: Supports must be specified separately, including side support brackets for rear corner support in panel-mounted applications.

Tip: Worksurface spans greater than 54" require additional support of a cantilever, pedestal, intermediate support, or leg. Exception; worksurfaces can span up to 60" in heavy load applications and up to 72" in light load applications if a reinforcing channel is used. Reinforcing channel must be specified separately.

Tip: Not all Avenir Universal Systems Worksurface installations can be panel wrapped. ▶ See Avenir Specification Guide for application details.

Standard Includes	Required to Specify
-------------------	---------------------

- Worksurface: laminate
- 3 mm edge profile on front edge: plastic
- Plastic default flat profile on side and back edges
- Cable scallops on back edge

- 1 Style number
 - 2 Laminate color number for worksurface
 - 3 Plastic color number for front edge on laminate worksurface
 - 4 Options, if selected (see below)
- ▶ See *Surface Materials*, page 221.


Options	Price	Required to Specify
---------	-------	---------------------

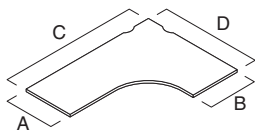
Surface Materials	• Open Line laminate	+\$65 plus cost of laminate	▶ See <i>Surface Materials Reference Manual</i> .
Scallops	• Omit scallops	No cost	Specify <i>omit scallops</i> .

Related Products	Required to Specify
------------------	---------------------

- Panel-mounted Universal Systems worksurface supports
 - Legs and supports for Avenir Universal Systems Worksurfaces
 - Reinforcing channel
 - Worksurface screens
 - Worksurface power and communication components
- ▶ Page 177
▶ Page 179
▶ See *Montage Solutions Specification Guide*.
▶ See *Montage Solutions Specification Guide*.
▶ See *Montage Solutions Specification Guide*.

Specification Information

				Base Price	
					
• Dimensions				• Style Number	
A	B	C	D	• Plastic	• 3 mm Edge



Left-Hand Worksurfaces

23 ¹ / ₂ "	23 ¹ / ₂ "	59 ²⁷ / ₃₂ "	41 ⁵ / ₈ "	MUEC2202L	\$635
23 ¹ / ₂ "	23 ¹ / ₂ "	65 ²⁷ / ₃₂ "	41 ⁵ / ₈ "	MUEC2262L	\$695
23 ¹ / ₂ "	23 ¹ / ₂ "	71 ²⁷ / ₃₂ "	41 ⁵ / ₈ "	MUEC2222L	\$752
23 ¹ / ₂ "	23 ¹ / ₂ "	59 ²⁷ / ₃₂ "	47 ⁵ / ₈ "	MUEC2208L	\$652
23 ¹ / ₂ "	23 ¹ / ₂ "	65 ²⁷ / ₃₂ "	47 ⁵ / ₈ "	MUEC2268L	\$707
23 ¹ / ₂ "	23 ¹ / ₂ "	71 ²⁷ / ₃₂ "	47 ⁵ / ₈ "	MUEC2228L	\$764
29 ¹ / ₂ "	29 ¹ / ₂ "	59 ²⁷ / ₃₂ "	41 ⁵ / ₈ "	MUEC3302L	\$721
29 ¹ / ₂ "	29 ¹ / ₂ "	65 ²⁷ / ₃₂ "	41 ⁵ / ₈ "	MUEC3362L	\$779
29 ¹ / ₂ "	29 ¹ / ₂ "	71 ²⁷ / ₃₂ "	41 ⁵ / ₈ "	MUEC3322L	\$843
29 ¹ / ₂ "	29 ¹ / ₂ "	59 ²⁷ / ₃₂ "	47 ⁵ / ₈ "	MUEC3308L	\$748
29 ¹ / ₂ "	29 ¹ / ₂ "	65 ²⁷ / ₃₂ "	47 ⁵ / ₈ "	MUEC3368L	\$806
29 ¹ / ₂ "	29 ¹ / ₂ "	71 ²⁷ / ₃₂ "	47 ⁵ / ₈ "	MUEC3328L	\$863

▶ **Specification Information, continued on next page**

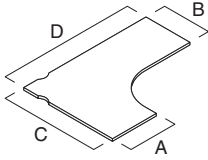
► Specification Information, continued from previous page

Specification Information

Base Price



Dimensions				Style Number	Plastic 3 mm Edge
A	B	C	D		



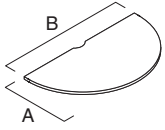
Right-Hand Worksurfaces

23 ¹ / ₂ "	23 ¹ / ₂ "	41 ⁵ / ₈ "	59 ²⁷ / ₃₂ "	MUEC2220R	\$635
23 ¹ / ₂ "	23 ¹ / ₂ "	41 ⁵ / ₈ "	65 ²⁷ / ₃₂ "	MUEC2226R	\$695
23 ¹ / ₂ "	23 ¹ / ₂ "	41 ⁵ / ₈ "	71 ²⁷ / ₃₂ "	MUEC2222R	\$752
23 ¹ / ₂ "	23 ¹ / ₂ "	47 ⁵ / ₈ "	59 ²⁷ / ₃₂ "	MUEC2280R	\$652
23 ¹ / ₂ "	23 ¹ / ₂ "	47 ⁵ / ₈ "	65 ²⁷ / ₃₂ "	MUEC2286R	\$707
23 ¹ / ₂ "	23 ¹ / ₂ "	47 ⁵ / ₈ "	71 ²⁷ / ₃₂ "	MUEC2282R	\$764
29 ¹ / ₂ "	29 ¹ / ₂ "	41 ⁵ / ₈ "	59 ²⁷ / ₃₂ "	MUEC3320R	\$721
29 ¹ / ₂ "	29 ¹ / ₂ "	41 ⁵ / ₈ "	65 ²⁷ / ₃₂ "	MUEC3326R	\$779
29 ¹ / ₂ "	29 ¹ / ₂ "	41 ⁵ / ₈ "	71 ²⁷ / ₃₂ "	MUEC3322R	\$843
29 ¹ / ₂ "	29 ¹ / ₂ "	47 ⁵ / ₈ "	59 ²⁷ / ₃₂ "	MUEC3380R	\$748
29 ¹ / ₂ "	29 ¹ / ₂ "	47 ⁵ / ₈ "	65 ²⁷ / ₃₂ "	MUEC3386R	\$806
29 ¹ / ₂ "	29 ¹ / ₂ "	47 ⁵ / ₈ "	71 ²⁷ / ₃₂ "	MUEC3382R	\$863

Spanner Worksurfaces

Laminate

SIN 711.1



Tip: Supports for freestanding and panel-mounted applications must be specified separately.

Tip: Not all Avenir Universal Systems Worksurface installations can be panel wrapped. ▶ See Avenir Specification Guide for application details.

Standard Includes	Required to Specify
<ul style="list-style-type: none"> • Worksurface: laminate • 3 mm edge profile on front edge: plastic • Plastic default flat profile on side and back edges 	<ol style="list-style-type: none"> 1 Style number 2 Laminate color number for worksurface 3 Plastic color number for front edge on laminate worksurface 4 Options, if selected (see below) <p>▶ See <i>Surface Materials</i>, page 221.</p>

Options	Price	Required to Specify
Surface Materials <ul style="list-style-type: none"> • Open Line laminate 	+\$65 plus cost of laminate	▶ See <i>Surface Materials Reference Manual</i> .
Related Products <ul style="list-style-type: none"> • Panel-mounted Universal Systems worksurface supports • Legs and supports for Avenir Universal Systems Worksurfaces • Columns • Worksurface power and communication components 		<ol style="list-style-type: none"> ▶ Page 177 ▶ Page 179 <p>▶ See <i>Montage Solutions Specification Guide</i>.</p> <p>▶ See <i>Montage Solutions Specification Guide</i>.</p>

Specification Information

Dimensions		Style Number	Base Price
A	B		
30"	50 ¹ / ₈ "	MUSPC50	\$376

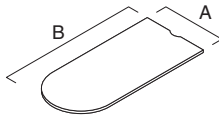
With 2" Notch for Use with Avenir Panels

30"	50 ¹ / ₈ "	MUSPC50	\$376
-----	----------------------------------	---------	-------

Bullet Peninsula Worksurfaces

Laminate

SIN 711.1



Tip: Supports for freestanding and panel-mounted applications must be specified separately.

Tip: Worksurface spans greater than 54" require additional support of a cantilever, pedestal, intermediate support, or leg. Exception; worksurfaces can span up to 60" in heavy load applications and up to 72" in light load applications if a reinforcing channel is used. Reinforcing channel must be specified separately.

Tip: Not all Avenir Universal Systems Worksurface installations can be panel wrapped. See Avenir Specification Guide for application details.

Tip: Bullet peninsula worksurfaces are recommended for use with other curved-front shapes such as corner, curved-front worksurfaces. See Page 166

Standard Includes	Required to Specify
<ul style="list-style-type: none"> • Worksurface: laminate • 3 mm edge profile on front edge: plastic • Plastic default flat profile on side and back edges • Cable scallop on back edge 	<ol style="list-style-type: none"> 1 Style number 2 Laminate color number for worksurface 3 Plastic color number for front edge on laminate worksurface 4 Options, if selected (see below) <p>▶ See <i>Surface Materials</i>, page 221.</p>

Options	Price	Required to Specify
Surface Materials <ul style="list-style-type: none"> • Open Line laminate 	+\$65 plus cost of laminate	▶ See <i>Surface Materials Reference Manual</i> .
Scallops <ul style="list-style-type: none"> • Omit scallop 	No cost	Specify <i>omit scallop</i> .
Related Products <ul style="list-style-type: none"> • Panel-mounted Universal Systems worksurface supports • Legs and supports for Avenir Universal Systems Worksurfaces • Columns • Worksurface power and communication components 		▶ Page 177 ▶ Page 179 ▶ See <i>Montage Solutions Specification Guide</i> . ▶ See <i>Montage Solutions Specification Guide</i> .

Specification Information

Dimensions		Style Number	Base Price
A	B		
30"	59 ¹ / ₂ "	UPBC3060	\$536

Base Price



• Plastic 3 mm Edge

Jetty Worksurfaces

Laminate

SIN 711.1

Tip: Supports for freestanding and panel-mounted applications must be specified separately.

Tip: Worksurface spans greater than 54" require additional support of a cantilever, pedestal, intermediate support, or leg. Exception; worksurfaces can span up to 60" in heavy load applications and up to 72" in light load applications if a reinforcing channel is used. Reinforcing channel must be specified separately.

Tip: Not all Avenir Universal Systems Worksurface installations can be panel wrapped. See Avenir Specification Guide for application details.

Tip: Jetty worksurfaces are recommended for use with other curved-front shapes such as corner, curved-front worksurfaces.

▶ Page 166

Tip: To specify 3 mm edge profile, no suffix is required. For all other edge profiles, add a suffix to the style number. (For example, UJC3268L becomes UJC3268LP for P-edge profile.)



Standard Includes	Required to Specify
-------------------	---------------------

<ul style="list-style-type: none"> • Worksurface: laminate • 3 mm edge profile or P-edge profile on front edge: plastic • Plastic default flat profile on side and back edges • Cable scallop on back edge 	<ol style="list-style-type: none"> 1 Style number with appropriate edge profile suffix <ul style="list-style-type: none"> ▶ P Laminate with plastic P-edge ▶ See edge profiles below. 2 Laminate color number for worksurface 3 Plastic color number for front edge on laminate worksurface 4 Options, if selected (see below) <ul style="list-style-type: none"> ▶ See <i>Surface Materials</i>, page 221.
--	---

Options	Price	Required to Specify
---------	-------	---------------------

Surface Materials	• Open Line laminate	+\$65 plus cost of laminate	▶ See <i>Surface Materials Reference Manual</i> .
Scallops	• Omit scallop	No cost	Specify <i>omit scallop</i> .
Related Products	<ul style="list-style-type: none"> • Panel-mounted Universal Systems worksurface supports • Legs and supports for Avenir Universal Systems Worksurfaces • Columns 		<ul style="list-style-type: none"> ▶ Page 177 ▶ Page 179 ▶ See <i>Montage Solutions Specification Guide</i>. ▶ See <i>Montage Solutions Specification Guide</i>.
	• Worksurface power and communication components		

Specification Information

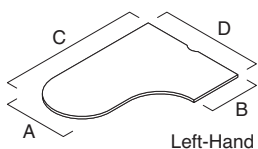
				Base Prices Laminate	
					
• Dimensions	• Style	• Plastic	• Plastic	• No Suffix	• Suffix P
A B C D	Number	3 mm Edge	P-Edge		

Left-Hand Worksurfaces

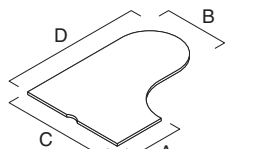
29 ¹ / ₂ "	23 ¹ / ₂ "	65 ¹ / ₂ "	48"	UJC3268L	\$763	\$868
29 ¹ / ₂ "	23 ¹ / ₂ "	71 ¹ / ₂ "	48"	UJC3228L	\$789	\$894
29 ¹ / ₂ "	23 ¹ / ₂ "	77 ¹ / ₂ "	48"	UJC3288L	\$816	\$921
29 ¹ / ₂ "	29 ¹ / ₂ "	65 ¹ / ₂ "	48"	UJC3368L	\$788	\$893
29 ¹ / ₂ "	29 ¹ / ₂ "	71 ¹ / ₂ "	48"	UJC3328L	\$816	\$921
29 ¹ / ₂ "	29 ¹ / ₂ "	77 ¹ / ₂ "	48"	UJC3388L	\$844	\$949

Right-Hand Worksurfaces

23 ¹ / ₂ "	29 ¹ / ₂ "	48"	65 ¹ / ₂ "	UJC2386R	\$763	\$868
23 ¹ / ₂ "	29 ¹ / ₂ "	48"	71 ¹ / ₂ "	UJC2382R	\$789	\$894
23 ¹ / ₂ "	29 ¹ / ₂ "	48"	77 ¹ / ₂ "	UJC2388R	\$816	\$921
29 ¹ / ₂ "	29 ¹ / ₂ "	48"	65 ¹ / ₂ "	UJC3386R	\$788	\$893
29 ¹ / ₂ "	29 ¹ / ₂ "	48"	71 ¹ / ₂ "	UJC3382R	\$816	\$921
29 ¹ / ₂ "	29 ¹ / ₂ "	48"	77 ¹ / ₂ "	UJC3388R	\$844	\$949



Left-Hand



Right-Hand

Visitor Worksurfaces

Laminate

SIN 711.1



Tip: Supports for freestanding and panel-mounted applications must be specified separately.

Tip: Not all Avenir Universal Systems Worksurface installations can be panel wrapped. ▶ See Avenir Specification Guide for application details.

Tip: Visitor worksurfaces are recommended for use with other curved-front shapes such as corner, curved-front worksurfaces. ▶ Page 166

Tip: Scallops are available only on visitor worksurfaces 36"W and wider.

Standard Includes	Required to Specify
<ul style="list-style-type: none"> • Worksurface: laminate • 3 mm edge profile or P-edge profile on front edge: plastic • Plastic default flat profile on side and back edges • Cable scallop on back edge of visitor worksurfaces 36"W and wider. 	<ol style="list-style-type: none"> 1 Style number with appropriate edge profile suffix <ul style="list-style-type: none"> ▶ P Laminate with plastic P-edge ▶ See edge profiles at right. 2 Laminate color number for worksurface 3 Plastic color number for front edge on laminate worksurface 4 Options, if selected (see below) <ul style="list-style-type: none"> ▶ See <i>Surface Materials</i>, page 221.

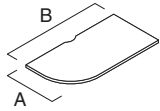
Surface Materials	Options	Price	Required to Specify
	Laminate worksurfaces <ul style="list-style-type: none"> • Open Line laminate 	+\$65 plus cost of laminate	▶ See <i>Surface Materials Reference Manual</i> .
	Scallops <ul style="list-style-type: none"> • Omit scallop 	No cost	Specify <i>omit scallop</i> .
Related Products	• Panel-mounted Universal Systems worksurface supports		▶ Page 177
	• Legs and supports for Avenir Universal Systems Worksurfaces		▶ Page 179

Tip: To specify 3 mm edge profile, no suffix is required. For all other edge profiles, add a suffix to the style number. (For example, UVC2424L becomes UVC2424LP for P-edge profile.)

Specification Information

Dimensions		Style Number	Base Prices	
A	B		Plastic 3 mm Edge	Plastic P-Edge
			No Suffix	Suffix P

**Base Prices
Laminate**



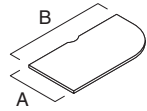
Visitor Worksurfaces

Left-Hand Worksurfaces

23 ¹ / ₂ "	24"	UVC2424L	\$371	\$424
23 ¹ / ₂ "	30"	UVC2430L	\$400	\$453
23 ¹ / ₂ "	36"	UVC2436L	\$428	\$481
23 ¹ / ₂ "	42"	UVC2442L	\$455	\$508
23 ¹ / ₂ "	48"	UVC2448L	\$480	\$533
29 ¹ / ₂ "	30"	UVC3030L	\$411	\$464
29 ¹ / ₂ "	36"	UVC3036L	\$442	\$495
29 ¹ / ₂ "	42"	UVC3042L	\$468	\$521
29 ¹ / ₂ "	48"	UVC3048L	\$496	\$549

Right-Hand Worksurfaces

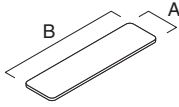
23 ¹ / ₂ "	30"	UVC2424R	\$371	\$424
23 ¹ / ₂ "	30"	UVC2430R	\$400	\$453
23 ¹ / ₂ "	36"	UVC2436R	\$428	\$481
23 ¹ / ₂ "	42"	UVC2442R	\$455	\$508
23 ¹ / ₂ "	48"	UVC2448R	\$480	\$533
29 ¹ / ₂ "	30"	UVC3030R	\$411	\$464
29 ¹ / ₂ "	36"	UVC3036R	\$442	\$495
29 ¹ / ₂ "	42"	UVC3042R	\$468	\$521
29 ¹ / ₂ "	48"	UVC3048R	\$496	\$549



Transaction Worksurfaces

Laminate

SIN 711.1



Tip: Transaction worksurfaces can be use with 41"H panels only.

Standard Includes	Required to Specify
<ul style="list-style-type: none"> • Worksurface: laminate • 3 mm edge profile on front edge: plastic • Plastic default flat profile on side and back edges • Support brackets: paint 	<ol style="list-style-type: none"> 1 Style number 2 Laminate color number for worksurface 3 Plastic color number for front edge on laminate worksurface 4 Paint color number for support bracket 5 Options, if selected (see below) <p>▶ See <i>Surface Materials</i>, page 221.</p>

Options	Price	Required to Specify
Surface Materials <ul style="list-style-type: none"> • Open Line laminate 	+\$65 plus cost of laminate	▶ See <i>Surface Materials Reference Manual</i> .
Support Brackets <ul style="list-style-type: none"> • For use with low top cap 	No cost	▶ Specify for use with low top cap.

Tip: Support brackets allow transaction worksurfaces to be attached to low or medium top caps.

Specification Information

Dimensions		Style Number	Base Price
A	B	: Plastic : 3 mm : Edge	
:	:	:	:

With Brackets for Use with Avenir Panels

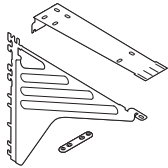
15"	30 ¹ / ₄ "	MUTR1630	\$288
15"	36 ¹ / ₄ "	MUTR1636	\$312
15"	42 ¹ / ₄ "	MUTR1642	\$335
15"	48 ¹ / ₄ "	MUTR1648	\$357
15"	60 ¹⁵ / ₃₂ "	MUTR1660	\$387
:	:	:	:

Panel-Mounted Universal Systems Worksurface Supports

For Use with Avenir Panels

SIN 711.1

On-Module Cantilever



Tip: 30"D straight and transition cantilevered worksurfaces require additional floor support along the front edge, such as a pedestal, end panel, post leg, side support bracket, or an adjacent return worksurface.

Standard Includes	Required to Specify
<ul style="list-style-type: none"> • Cantilever: paint • Tie plate • Attachment hardware 	1 Style number 2 Paint color number for cantilever ▶ See <i>Surface Materials</i> , page 221.

Specification Information

• Style Number	• Price
MUCANT	\$104
•	•

Rear Corner Brackets



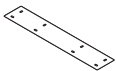
Tip: Rear corner bracket includes a single bracket. To order a pair of handed brackets, specify the MSS side support bracket package.

Standard Includes	Required to Specify
<ul style="list-style-type: none"> • Rear corner bracket: black paint only • Attachment hardware 	Style number

Specification Information

• Style Number	• Price
MUCSBR	\$26
•	•

Support Plate



Tip: Support plate can also be used in freestanding applications.

Standard Includes	Required to Specify
<ul style="list-style-type: none"> • Support plate: black paint only • Attachment hardware 	Style number

Specification Information

• Dimensions	• Style Number	• Price
14"D	TS714WSP	\$62
20"D	TS720WSP	\$62
•	•	•

Avenir

Panel-Mounted Universal Systems Worksurface Supports, continued

SIN 711.1


Tie Plates



Standard Includes	Required to Specify
<ul style="list-style-type: none"> • Package of six tie plates: black paint only • Attachment hardware 	Style number

Specification Information		
• Dimensions	• Style Number	• Price
3 ³ / ₄ "L	TS7TIEPLATE	\$92
:	:	:

Reinforcing Channels



Tip: Reinforcing channel can also be used in freestanding applications.

Standard Includes	Required to Specify
<ul style="list-style-type: none"> • Reinforcing channel: black paint only • Attachment hardware 	Style number

Specification Information		
• Dimensions	• Style Number	• Price
39"W	TS7WKSPT39	\$46
48"W	TS7WKSPT48	\$46
51"W	TS7WKSPT51	\$46
54"W	TS7WKSPT54	\$46
57"W	TS7WKSPT	\$46
60"W	TS7WKSPT60	\$46
63"W	TS7WKSPT63	\$46
66"W	TS7WKSPT66	\$46
72"W	TS7WKSPT72	\$46
:	:	:

Legs and Supports for Avenir Universal Systems Worksurfaces

Legs and Supports for
Avenir Universal Systems
Worksurfaces

Without Alignment Tab

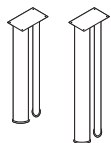
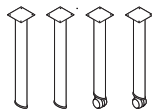
SIN 711.1

Post Legs and Double Post Legs

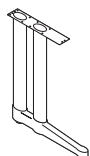
Tip: Height dimensions listed are nominal and include the thickness of a worksurface.

Tip: Standing height legs can be used as column support in panel-mounted applications only.

Tip: Corner worksurfaces require a leg in the back corner. Be sure to order fifth leg if specifying a package of four.



Tip: Double post legs can be used as a shared or column support in applications with other post legs.



Standard Includes	Required to Specify
<ul style="list-style-type: none"> • Legs: paint • Attachment hardware • Non-locking caster, if selected: black plastic only 	<ul style="list-style-type: none"> 1 Style number 2 Paint color number for leg 3 Options, if selected (see below) ▶ See <i>Surface Materials</i>, page 221.

Options	Price	Required to Specify
Surface Materials <ul style="list-style-type: none"> • Paint price group 1 • Paint price group 2 • Paint price group 3 	<ul style="list-style-type: none"> No cost +\$19 per leg +\$32 per leg 	<ul style="list-style-type: none"> Specify paint color number. Specify paint color number. Specify paint color number.

Specification Information

Planning Height	Style Number	Base Price	Planning Height	Style Number	Base Price
-----------------	--------------	------------	-----------------	--------------	------------

Post Leg with Glide			Package of Four Post Legs with Glides		
26"	UNPL	\$112	26"	UNPL4	\$448
28 ¹ / ₂ "	UPL	\$112	28 ¹ / ₂ "	UPL4	\$448
40 ⁷ / ₈ "	UHPL	\$143			

Post Leg with Caster			Package of Four Post Legs with Casters		
26"	UNPLC	\$129	26"	UNPL4C	\$516
28 ¹ / ₂ "	UPLC	\$129	28 ¹ / ₂ "	UPL4C	\$516

Package of Four Post Legs with Two Glides and Two Casters		
26"	UNPL4M	\$482
28 ¹ / ₂ "	UPL4M	\$482

Specification Information

Planning Height	Style Number	Base Price
-----------------	--------------	------------

Double Post Leg with Glides		
28 ¹ / ₂ "	UDPL	\$318
40 ⁷ / ₈ "	UHDPL	\$373

Double Post C-Leg with Glides		
28 ¹ / ₂ "	UCL	\$360

Legs and Supports for Avenir Universal Systems Worksurfaces, continued

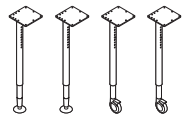
SIN 711.1

Adjustable-Height Legs

Tip: Corner worksurfaces require a leg in the back corner. Be sure to order fifth leg if specifying a package of four.

Tip: See Worksurface and Leg Combinations page for number of legs required per worksurface.
 ▶ See Avenir Specification Guide.

Tip: Height dimensions listed include the thickness of a worksurface.



Standard Includes		Required to Specify
<ul style="list-style-type: none"> • Worksurface legs: paint • Glides, if selected: paint to match legs • Locking casters, if selected: paint to match legs • Attachment hardware 		1 Style number 2 Paint color number for leg 3 Options, if selected (see below) ▶ See <i>Surface Materials</i> , page 221.

Options	Price	Required to Specify
Surface Materials <ul style="list-style-type: none"> • Paint price group 1 • Paint price group 2 	No cost +\$19 per leg	Specify paint color number. Specify paint color number.

Specification Information

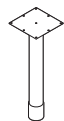
• Planning Height	• Style Number	• Base Price	• Planning Height	• Style Number	• Base Price
-------------------	----------------	--------------	-------------------	----------------	--------------

Adjustable-Height Leg with Glide			Package of Four Adjustable-Height Legs with Glides		
25 ¹ / ₂ "–31 ¹ / ₂ "	UADJ	\$190	25 ¹ / ₂ "–31 ¹ / ₂ "	UADJ4	\$760

Adjustable-Height Leg with Caster			Package of Four Adjustable-Height Legs with Casters		
25 ¹ / ₂ "–31 ¹ / ₂ "	UADJC	\$212	25 ¹ / ₂ "–31 ¹ / ₂ "	UADJ4C	\$848

Package of Four Adjustable-Height Legs with Two Glides and Two Casters					
25 ¹ / ₂ "–31 ¹ / ₂ "	UADJ4M	\$804			

Adjustable Column



Tip: Adjustable column has a different aesthetic than post legs (round vs. elliptical). Adjustable column can be used as column support in applications without post legs.

Tip: Height dimension listed is nominal and includes the thickness of a worksurface.

Standard Includes		Required to Specify
<ul style="list-style-type: none"> • Column: paint • Attachment hardware 		1 Style number 2 Paint color number for column ▶ See <i>Surface Materials</i> , page 221.

Specification Information

• Planning Height	• Style Number	• Price
28 ¹ / ₂ "	UCOL	\$258

28 ¹ / ₂ "–31 ⁵ / ₈ "	UADJCOL	\$318
---	---------	-------

Specifying Avenir Worksurfaces

► For more detailed product information, see the *Avenir Specification Guide* or consult your Steelcase dealer.

1½"-Thick Panel-Supported Worksurfaces

Panel-Supported Radius-End Tables (SIN 711.1)	182
Transaction Worksurfaces (SIN 711.1)	184

Curvilinear Worksurfaces

Corner Curvilinear Worksurfaces (SIN 711.1)	185
Corner Split-Top Curvilinear Worksurface (SIN 711.1)	186
Extended Corner Curvilinear Worksurfaces (SIN 711.1)	188
Straight Worksurfaces (SIN 711.1)	190
Transitional Curvilinear Worksurfaces (SIN 711.1)	192
Jetty Curvilinear Worksurfaces (SIN 711.1)	193
Visitor Curvilinear Worksurfaces (SIN 711.1)	194
Linking Curvilinear Worksurfaces (SIN 711.1)	195
Spanner Curvilinear Worksurfaces (SIN 711.1)	196

Worksurface Supports and Brackets (SIN 711.1)	197
--	------------

Worksurface Wiring and Cabling (SIN 711.1)	203
---	------------

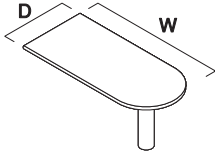
Worksurface Accessories (SIN 711.1)	208
--	------------

Panel-Supported Radius-End Tables

1 1/2" Thick

SIN 711.1

Panel-Supported Radius-End Tables with Laminate Worksurface

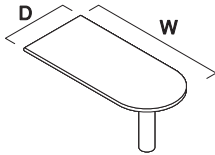


Standard Includes	Required to Specify
<ul style="list-style-type: none"> • Worksurface: laminate • Worksurface edge: plastic on exposed portion and on straight edge • Height-adjustable column support: all paint price groups • Locking side support: black paint only 	<ol style="list-style-type: none"> 1 Style number 2 Laminate color number for worksurface 3 Plastic color number for plastic worksurface edge 4 Paint color number for column support 5 Options, if selected (see below) <p>▶ See <i>Surface Materials</i>, page 221.</p>

Options	Price	Required to Specify
Surface Materials <ul style="list-style-type: none"> • Open line laminate 	+\$ 65 plus cost of laminate	▶ See <i>Surface Materials Reference Manual</i> .
<ul style="list-style-type: none"> • Polished Chrome 	+\$108	Specify with 9201 Polished Chrome column.
Grommets <ul style="list-style-type: none"> • Available on 30"D and 36"D worksurfaces 	+\$ 36	<ul style="list-style-type: none"> ▶ Back left: <i>CWBL</i> and plastic color number. ▶ Back right: <i>CWBR</i> and plastic color number.
Related Products <ul style="list-style-type: none"> • Worksurface supports and brackets • Worksurface wiring and cabling • Worksurface accessories • Mobile pedestals 		<ul style="list-style-type: none"> ▶ Page 197 ▶ Page 203 ▶ Page 208 ▶ Page 212

Specification Information			
• Dimensions	• Style	• Base	
D W	Number	Price	
30" 60"	MPT6030	\$1076	
30" 66"	MPT6630	\$1091	
30" 72"	MPT7230	\$1106	
36" 60"	MPT6036	\$1191	
36" 66"	MPT6636	\$1207	
36" 72"	MPT7236	\$1220	
:	:	:	

Panel-Supported Radius-End Tables with Wood Worksurface



Standard Includes	Required to Specify
-------------------	---------------------

- Worksurface: wood
- Worksurface edge: wood on exposed portion
- Height-adjustable column support: all paint price groups
- Locking side support: black paint only

- 1 Style number
 - 2 Wood color number for worksurface and worksurface edge
 - 3 Paint color number for column support
 - 4 Options, if selected (see below)
- ▶ See *Surface Materials*, page 221.

Options	Price	Required to Specify
---------	-------	---------------------

Surface Materials	Worksurface		
	<ul style="list-style-type: none"> • Customiz stain on wood • Full-fill finish 	<p>No cost</p> <p>+\$ 92</p>	<p>Specify with <i>Customiz stain</i>.</p> <p>▶ See <i>Surface Materials Reference Manual</i>. Specify with <i>full-fill finish</i> and select wood color number.</p> <p>▶ See <i>Surface Materials Reference Manual</i>.</p>
	Column support		
	<ul style="list-style-type: none"> • Polished Chrome 	+\$108	Specify with <i>9201 Polished Chrome column</i> .
Grommets	<ul style="list-style-type: none"> • Available on 30"D and 36"D worksurfaces 	+\$ 36	<p>▶ Back left: <i>CWBL</i> and plastic color number.</p> <p>▶ Back right: <i>CWBR</i> and plastic color number.</p>
Related Products	<ul style="list-style-type: none"> • Worksurface supports and brackets • Worksurface wiring and cabling • Worksurface accessories • Mobile pedestals 		<p>▶ Page 197</p> <p>▶ Page 203</p> <p>▶ Page 208</p> <p>▶ Page 212</p>

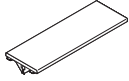
Specification Information			
Dimensions		Style Number	Base Price
D	W		

30"	60"	MWPT6030	\$1503
30"	66"	MWPT6630	\$1521
30"	72"	MWPT7230	\$1534
:	:	:	:

Transaction Worksurfaces

1³/₁₆"-Thick

SIN 711.1



Tip: Transaction work-surfaces can only be used with 41"H panels.

Tip: Support brackets allow transaction worksurfaces to be attached to low or medium top caps.

Standard Includes	Required to Specify
<ul style="list-style-type: none"> • Worksurface: laminate • Front and back worksurface edge: plastic T-mold • Side edges: plastic square edge • Support brackets for use with medium top cap: all paint price groups 	<ol style="list-style-type: none"> 1 Style number 2 Laminate color number for worksurface 3 Plastic color number for transaction worksurface edge 4 Paint color number for support brackets 5 Options, if selected (see below) <p>▶ See <i>Surface Materials</i>, page 221.</p>

Options	Price	Required to Specify
Surface Materials <ul style="list-style-type: none"> • Open Line laminate 	+\$65 plus cost of laminate	▶ See <i>Surface Materials Reference Manual</i> .
Support Brackets <ul style="list-style-type: none"> • For use with low top cap 	No cost	Replace suffix M in style number with L . Example: MTWS3017L

Specification Information			
Dimensions	Style	Base	
D	W	Number	Price


Straight Transaction Worksurfaces

16 ⁵ / ₈ "	30 ¹ / ₄ "	MTWS3017M	\$373
16 ⁵ / ₈ "	36 ¹ / ₄ "	MTWS3617M	\$403
16 ⁵ / ₈ "	42 ¹ / ₄ "	MTWS4217M	\$434
16 ⁵ / ₈ "	48 ¹ / ₄ "	MTWS4817M	\$463
16 ⁵ / ₈ "	60 ¹⁵ / ₃₂ "	MTWS6017M	\$501

Corner Curvilinear Worksurfaces

1 1/2"-Thick

SIN 711.1



Standard Includes

- Worksurface: laminate
- Radius-edge T-mold on user's side: plastic
- Side and back edges: plastic square edge
- Rear corner bracket: black paint only
- Cable scallops centered on the width edges

Required to Specify

- 1 Style number
 - 2 Laminate color number for worksurface
 - 3 Plastic color number for T-mold edge
 - 4 Options, if selected (see below)
- ▶ See *Surface Materials*, page 221.

Options

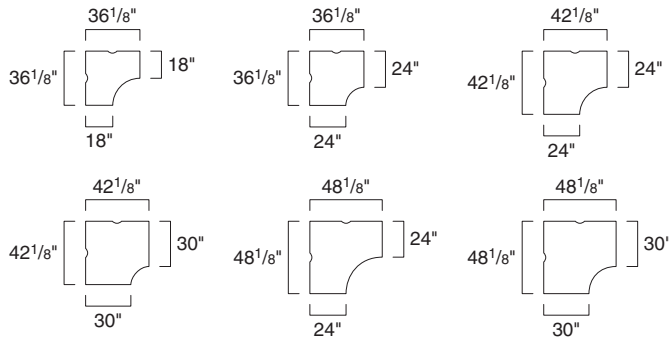
Surface Materials	Worksurface	Price	Required to Specify
	• Open line laminate	+\$65 plus cost of laminate	▶ See <i>Surface Materials Reference Manual</i> .

Related Products		
	• Worksurface supports and brackets	▶ Page 197
	• Worksurface wiring and cabling	▶ Page 203
	• Worksurface accessories	▶ Page 208
	• Storage accessories	▶ Page 214

Specification Information

Dimensions			Style Number	Base Price
D	W	Radius		
18"	36 1/8"	18"	PCWRC3618	\$344
24"	36 1/8"	12"	PCWRC3624	\$473
24"	42 1/8"	18"	PCWRC4224	\$519
24"	48 1/8"	18"	PCWRC4824	\$579
30"	42 1/8"	12"	PCWRC4230	\$568
30"	48 1/8"	18"	PCWRC4830	\$635
:	:	:	:	:

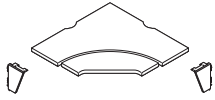
Corner Curved-Edge Worksurfaces



Corner Split-Top Curvilinear Worksurfaces

1 1/2" Thick

SIN 711.1



Standard Includes	Required to Specify
<ul style="list-style-type: none"> • Worksurface: laminate • Monitor surface: Plastic square edge default, all sides • Keyboard surface front edge: radius edge T-mold, plastic square edge default sides and rear • Rear corner bracket: black paint only • Cable scallops centered on the width edges • Two cantilevers: all paint price groups 	<ol style="list-style-type: none"> 1 Style number 2 Laminate color number for worksurface 3 Plastic color number for T-mold edge 4 Paint color number for cantilevers 5 Options, if selected (see below) <p>▶ See <i>Surface Materials</i>, page 221.</p>

Options	Price	Required to Specify
Surface Materials Worksurface <ul style="list-style-type: none"> • Open line laminate 	+\$65 plus cost of laminate	▶ See <i>Surface Materials Reference Manual</i> .

Specification Information			
• Dimensions		• Style	• Base
D	W	Number	Price
24"	42 1/8"	PCWRC4224ST	\$1086
24"	48 1/8"	PCWRC4824ST	\$1269

Extended Corner Curvilinear Worksurfaces

1 1/2" Thick

SIN 711.1

Tip: Not all curvilinear worksurface installations can be panel wrapped.

Standard Includes	Required to Specify
<ul style="list-style-type: none"> • Worksurface: laminate • Radius-edge T-mold on user's side: plastic • Side and back edges: plastic square edge default • Rear corner bracket: black paint only • Cable scallops centered on the width edges • Cable scallop(s) on the length edges • Center support on 72"W worksurfaces: black paint only 	<ul style="list-style-type: none"> 1 Style number 2 Laminate color number for worksurface 3 Plastic color number for T-mold edge 4 Options, if selected (see below) ▶ See <i>Surface Materials</i>, page 221.

Options	Price	Required to Specify
Surface Materials <ul style="list-style-type: none"> • Worksurface • Open line laminate 	+\$65 plus cost of laminate	▶ See <i>Surface Materials Reference Manual</i> .
Related Products <ul style="list-style-type: none"> • Worksurface supports and brackets • Worksurface wiring and cabling • Worksurface accessories • Pedestals • Storage accessories 		<ul style="list-style-type: none"> ▶ Page 197 ▶ Page 203 ▶ Page 208 ▶ Pages 210–213 ▶ Page 214

Specification Information

• Dimensions					• Style Number	• Base Price
A	B	C	D	Radius		



Left-Hand

24"	24"	60 1/32"	48 1/8"	18"	PCWRL226048	\$ 838
30"	30"	60 1/32"	48 1/8"	18"	PCWRL336048	\$ 924
24"	30"	60 1/32"	48 1/8"	18"	PCWRL236048	\$ 924
30"	24"	60 1/32"	48 1/8"	18"	PCWRL326048	\$ 924
24"	24"	72 1/32"	48 1/8"	18"	PCWRL227248	\$ 992
30"	30"	72 1/32"	48 1/8"	18"	PCWRL337248	\$1077
24"	30"	72 1/32"	48 1/8"	18"	PCWRL237248	\$1077
30"	24"	72 1/32"	48 1/8"	18"	PCWRL327248	\$1077

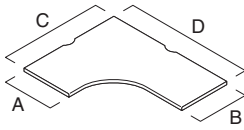
▶ **Specification Information, continued on next page**

SIN 711.1

► **Specification Information, continued from previous page**

Specification Information

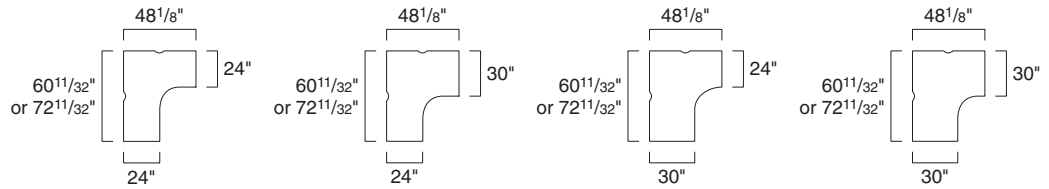
• Dimensions				• Radius	• Style • Number	• Base • Price
A	B	C	D			



Right-Hand

24"	24"	48 ¹ / ₈ "	60 ¹¹ / ₃₂ "	18"	PCWRR224860	\$ 838
30"	30"	48 ¹ / ₈ "	60 ¹¹ / ₃₂ "	18"	PCWRR334860	\$ 924
24"	30"	48 ¹ / ₈ "	60 ¹¹ / ₃₂ "	18"	PCWRR234860	\$ 924
30"	24"	48 ¹ / ₈ "	60 ¹¹ / ₃₂ "	18"	PCWRR324860	\$ 924
24"	24"	48 ¹ / ₈ "	72 ¹¹ / ₃₂ "	18"	PCWRR224872	\$ 992
30"	30"	48 ¹ / ₈ "	72 ¹¹ / ₃₂ "	18"	PCWRR334872	\$1077
24"	30"	48 ¹ / ₈ "	72 ¹¹ / ₃₂ "	18"	PCWRR234872	\$1077
30"	24"	48 ¹ / ₈ "	72 ¹¹ / ₃₂ "	18"	PCWRR324872	\$1077

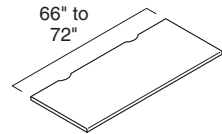
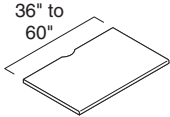
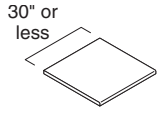
Extended Corner Worksurfaces



Straight Worksurfaces

1 1/2" Thick, for Use with Curvilinear Worksurfaces Only

SIN 711.1



Tip: Not all curvilinear work surface installations can be panel wrapped.

Standard Includes

- Worksurface: laminate
- Radius-edge T-mold on user's side: plastic
- Side and back edges: plastic square edge default
- Center support on 66"W and 72"W worksurfaces: black paint only
- Cable scallop(s) on worksurfaces that are 36"W or wider

Required to Specify

- 1 Style number
 - 2 Laminate color number for worksurface
 - 3 Plastic color number for T-mold edge
 - 4 Options, if selected (see below)
- ▶ See *Surface Materials*, page 221.

Options

Surface Materials	Worksurface	Price	Required to Specify
	• Open line laminate	+\$65 plus cost of laminate	▶ See <i>Surface Materials Reference Manual</i> .

Related Products	Worksurface	Price	Required to Specify
	• Worksurface supports and brackets		▶ Page 197
	• Worksurface wiring and cabling		▶ Page 203
	• Worksurface accessories		▶ Page 208
	• Pedestals		▶ Pages 210–213
	• Storage accessories		▶ Page 214

Specification Information

Dimensions		Style	Base
D	W	Number	Price

24"D Straight Worksurfaces

24"	24 1/8"	PWRC2424	\$219
24"	30 1/8"	PWRC3024	\$236
24"	36 1/8"	PWRC3624	\$249
24"	42 1/8"	PWRC4224	\$270
24"	48 1/8"	PWRC4824	\$318
24"	54 11/32"	PWRC5424	\$341
24"	60 11/32"	PWRC6024	\$365
24"	66 11/32"	PWRC6624	\$406
24"	72 11/32"	PWRC7224	\$454

▶ Specification Information, continued on next page

SIN 711.1

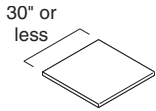
► Specification Information, continued from previous page

Specification Information

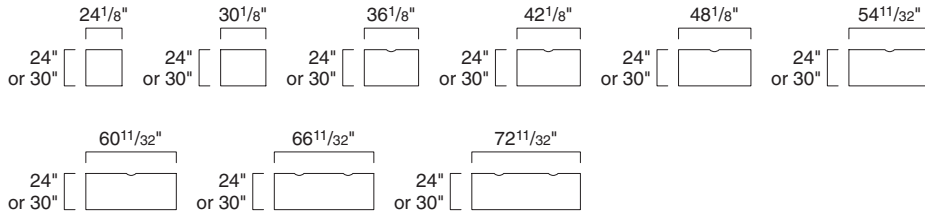
• Dimensions		• Style • Number	• Base • Price
D	W		

30"D Straight Worksurfaces

30"	24 ¹ / ₈ "	PWRC2430	\$304
30"	30 ¹ / ₈ "	PWRC3030	\$323
30"	36 ¹ / ₈ "	PWRC3630	\$344
30"	42 ¹ / ₈ "	PWRC4230	\$365
30"	48 ¹ / ₈ "	PWRC4830	\$414
30"	54 ¹¹ / ₃₂ "	PWRC5430	\$442
30"	60 ¹¹ / ₃₂ "	PWRC6030	\$467
30"	66 ¹¹ / ₃₂ "	PWRC6630	\$511
30"	72 ¹¹ / ₃₂ "	PWRC7230	\$559
:	:	:	:



Straight Worksurfaces



Transitional Curvilinear Worksurfaces

1 1/2" Thick

SIN 711.1

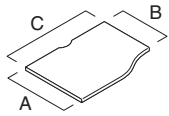
Tip: Not all curvilinear worksurface installations can be panel wrapped.

Standard Includes	Required to Specify
<ul style="list-style-type: none"> • Worksurface: laminate • Radius-edge T-mold on user's side: plastic • Side and back edges: plastic square edge default • Cable scallop centered on the straight edge 	<ol style="list-style-type: none"> 1 Style number 2 Laminate color number for worksurface 3 Plastic color number for T-mold edge 4 Options, if selected (see below) <p>▶ See <i>Surface Materials</i>, page 221.</p>

Options	Price	Required to Specify
Surface Materials <ul style="list-style-type: none"> • Open line laminate 	+\$65 plus cost of laminate	▶ See <i>Surface Materials Reference Manual</i> .
Related Products <ul style="list-style-type: none"> • Worksurface supports and brackets • Worksurface wiring and cabling • Worksurface accessories • Pedestals • Storage accessories 		<ul style="list-style-type: none"> ▶ Page 197 ▶ Page 203 ▶ Page 208 ▶ Pages 210–213 ▶ Page 214

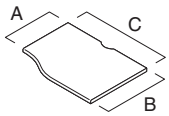
Specification Information

• Dimensions			• Style	• Base
A	B	C	Number	Price



Left-Hand

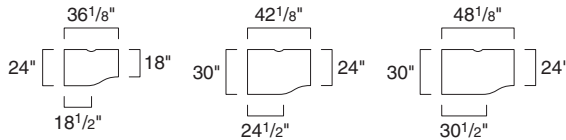
24"	18"	36 1/8"	PTRWL2136	\$414
30"	24"	42 1/8"	PTRWL3242	\$512
30"	24"	48 1/8"	PTRWL3248	\$598
:	:	:	:	:



Right-Hand

18"	24"	36 1/8"	PTRWR1236	\$414
24"	30"	42 1/8"	PTRWR2342	\$512
24"	30"	48 1/8"	PTRWR2348	\$598
:	:	:	:	:

Transitional Worksurfaces



Jetty Curvilinear Worksurfaces

1 1/2" Thick

SIN 711.1

Tip: Not all curvilinear work-surface installations can be panel wrapped.

Standard Includes	Required to Specify
<ul style="list-style-type: none"> • Worksurface: laminate • Radius-edge T-mold on user's side: plastic • Side and back edges: plastic square edge default • Column base: all paint price groups • Locking side support: black paint only • Cable scallops centered on 48" side 	<ol style="list-style-type: none"> 1 Style number 2 Laminate color number for worksurface 3 Plastic color number for T-mold edge 4 Paint color number for column base and conference end panel 5 Options, if selected (see below) <p>▶ See <i>Surface Materials</i>, page 221.</p>

Options	Price	Required to Specify
Surface Materials Worksurface <ul style="list-style-type: none"> • Open line laminate 	+\$65 plus cost of laminate	▶ See <i>Surface Materials Reference Manual</i> .
Related Products <ul style="list-style-type: none"> • Worksurface supports and brackets • Worksurface wiring and cabling • Worksurface accessories • Storage accessories 		<ul style="list-style-type: none"> ▶ Pages 197–202 ▶ Pages 203–207 ▶ Page 208 ▶ Pages 214–216

Specification Information

• Dimensions				• Radius	• Style Number	• Base Price
A	B	C	D			

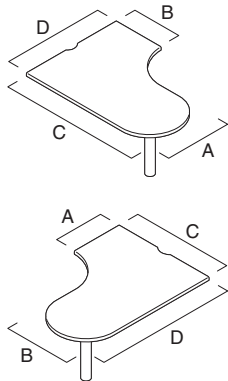
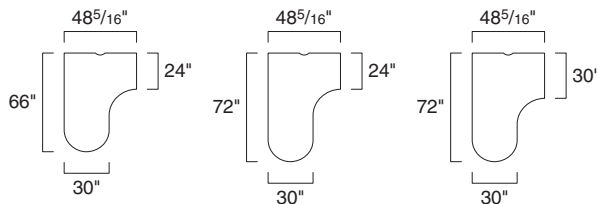
Left-Hand

30"	24"	66"	48"	18"	PJWL326648	\$1408
30"	24"	72"	48"	18"	PJWL327248	\$1442
30"	30"	72"	48"	18"	PJWL337248	\$1475

Right-Hand

24"	30"	48"	66"	18"	PJWR234866	\$1408
24"	30"	48"	72"	18"	PJWR234872	\$1442
30"	30"	48"	72"	18"	PJWR334872	\$1475

Jetty Worksurfaces



Visitor Curvilinear Worksurfaces

1 1/2" Thick

SIN 711.1

Tip: Not all curvilinear worksurface installations can be panel wrapped.

Standard Includes	Required to Specify
<ul style="list-style-type: none"> • Worksurface: laminate • Radius-edge T-mold on user's side: plastic • Side and back edges: plastic square edge default • Conference end panel: all paint price groups 	<ol style="list-style-type: none"> 1 Style number 2 Laminate color number for worksurface 3 Plastic color number for T-mold edge 4 Paint color number for conference end panel 5 Options, if selected (see below) <p>▶ See <i>Surface Materials</i>, page 221.</p>

Options	Price	Required to Specify
Surface Materials Worksurface <ul style="list-style-type: none"> • Open line laminate 	+\$65 plus cost of laminate	▶ See <i>Surface Materials Reference Manual</i> .
Related Products <ul style="list-style-type: none"> • Worksurface supports and brackets • Worksurface wiring and cabling • Worksurface accessories • Storage accessories 		<ul style="list-style-type: none"> ▶ Pages 197–202 ▶ Pages 203–207 ▶ Page 208 ▶ Pages 214–216

Specification Information

• Dimensions			• Style	• Base
D	W	Radius	Number	Price

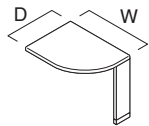
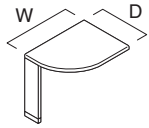
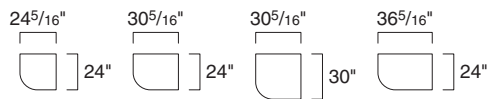
Left-Hand

24"	24 ⁵ / ₁₆ "	12"	PVWRL2424	\$468
24"	30 ⁵ / ₁₆ "	12"	PVWRL2430	\$506
24"	36 ⁵ / ₁₆ "	12"	PVWRL2436	\$538
30"	30 ⁵ / ₁₆ "	12"	PVWRL3030	\$522
:	:	:	:	:

Right-Hand

24"	24 ⁵ / ₁₆ "	12"	PVWRR2424	\$468
24"	30 ⁵ / ₁₆ "	12"	PVWRR2430	\$506
24"	36 ⁵ / ₁₆ "	12"	PVWRR2436	\$538
30"	30 ⁵ / ₁₆ "	12"	PVWRR3030	\$522
:	:	:	:	:

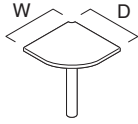
Visitor Worksurfaces



Linking Curvilinear Worksurfaces

1½" Thick

SIN 711.1



Tip: These worksurfaces are 2" deeper to allow for panel thickness.

Tip: Not all curvilinear worksurface installations can be panel wrapped.

Standard Includes

- Worksurface: laminate
- Radius-edge T-mold on user's side: plastic
- Side and back edges: plastic square edge default
- Column support: all paint price groups
- Cable scallop at back corner

Required to Specify

- 1 Style number
 - 2 Laminate color number for worksurface
 - 3 Plastic color number for T-mold edge
 - 4 Paint color number for column support
 - 5 Options, if selected (see below)
- ▶ See *Surface Materials*, page 221.

Options

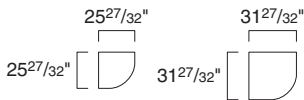
Surface Materials	Worksurface	Price	Required to Specify
	<ul style="list-style-type: none"> • Open line laminate 	+\$65 plus cost of laminate	▶ See <i>Surface Materials Reference Manual</i> .

Related Products			
	<ul style="list-style-type: none"> • Worksurface supports and brackets • Worksurface wiring and cabling • Worksurface accessories • Storage accessories 		<ul style="list-style-type: none"> ▶ Pages 197–202 ▶ Pages 203–207 ▶ Page 208 ▶ Pages 214–216

Specification Information

• Dimensions			• Style	• Base
D	W	Radius	Number	Price
25 ²⁷ / ₃₂ "	25 ²⁷ / ₃₂ "	18"	PLWR2424	\$613
31 ²⁷ / ₃₂ "	31 ²⁷ / ₃₂ "	18"	PLWR3030	\$613

Linking Worksurface Extensions



Spanner Curvilinear Worksurfaces

1½" Thick

SIN 711.1

Tip: Not all curvilinear worksurface installations can be panel wrapped.

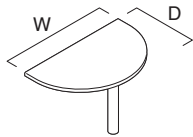
Tip: Shared cantilevers should be used on both sides of the worksurface.

Standard Includes	Required to Specify
<ul style="list-style-type: none"> • Worksurface: laminate • Radius-edge T-mold on user's side: plastic • Side and back edges: plastic square edge default • Column support for panel-mounted applications: all paint price groups 	<ol style="list-style-type: none"> 1 Style number 2 Laminate color number for worksurface 3 Plastic color number for T-mold edge 4 Paint color number for column support 5 Options, if selected (see below) <p>▶ See <i>Surface Materials</i>, page 221.</p>

Options	Price	Required to Specify
Surface Materials <ul style="list-style-type: none"> • Worksurface • Open line laminate 	+\$65 plus cost of laminate	▶ See <i>Surface Materials Reference Manual</i> .
Related Products <ul style="list-style-type: none"> • Worksurface supports and brackets • Worksurface wiring and cabling • Worksurface accessories • Storage accessories 		▶ Pages 197–202 ▶ Pages 203–207 ▶ Page 208 ▶ Pages 214–216

Specification Information

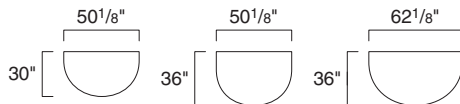
• Dimensions	• Style	• Base
D W	Number	Price



Panel-Supported

30"	50 1/8"	PSPWR3050	\$ 889
36"	50 1/8"	PSPWR3650	\$1022
36"	62 1/8"	PSPWR3662	\$1022

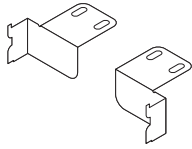
Spanner Worksurfaces



Worksurface Supports and Brackets

SIN 711.1

Side Support



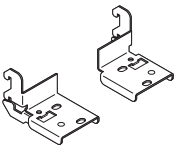
Tip: Side support bracket package includes a pair of handed brackets. Only one bracket is required for rear corner support of Avenir Universal Systems corner worksurface. Specify one package for every two corner worksurfaces.

Standard Includes	Required to Specify
<ul style="list-style-type: none"> • Pair of side supports: black paint only 	Style number

Specification Information

• Style Number	• Price
MSS	\$44
•	•

Locking Side Support

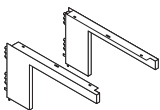


Standard Includes	Required to Specify
<ul style="list-style-type: none"> • Pair of locking side supports: black paint only 	Style number

Specification Information

• Style Number	• Price
PWSMB2	\$50
•	•

Cantilevers



Tip: Use a cantilever to support only one end of a 30"D worksurface. Use a side support, end panel, clear-access end panel, or a pedestal to support the opposite end.

Standard Includes	Required to Specify
<ul style="list-style-type: none"> • Cantilever: all paint price groups 	1 Style number 2 Paint color number for cantilever ▶ See <i>Surface Materials</i> , page 221.

Specification Information

• Fits Worksurface Depth	• Style Number	• Price
•	•	•

Left-Hand Cantilevers

18"	PCWS18CL	\$262
24"	PCWS24CL	\$276
30"	PCWS30CL	\$321
•	•	•

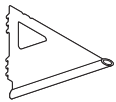
Right-Hand Cantilevers

18"	PCWS18CR	\$262
24"	PCWS24CR	\$276
30"	PCWS30CR	\$321
•	•	•

Worksurface Supports and Brackets, continued

SIN 711.1

Triangular-Shaped Cantilever

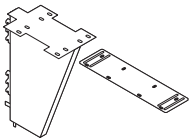


Tip: Use cantilever to support only one end of a 30"D worksurface. Use side support, end panel, or a pedestal to support the opposite end.

Standard Includes	Required to Specify
<ul style="list-style-type: none"> • Cantilever: all paint price groups 	<ul style="list-style-type: none"> 1 Style number 2 Paint color number for cantilever ▶ See <i>Surface Materials</i>, page 221.

Specification Information			
• Dimensions		• Style	• Price
D	H	Number	
16"	12"	BC	\$121
:	:	:	:

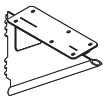
L-Shaped Shared Cantilevers



Standard Includes	Required to Specify
<ul style="list-style-type: none"> • Shared cantilever: all paint price groups • Support plate: black paint only 	<ul style="list-style-type: none"> 1 Style number 2 Paint color number for shared cantilever ▶ See <i>Surface Materials</i>, page 221.

Specification Information		
• Fits	• Style	• Price
Worksurface	Number	
Depth		
24"	PCSB18S	\$276
30"	PCSB24S	\$411
:	:	:

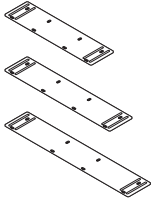
Triangular-Shaped Shared Cantilevers



Standard Includes	Required to Specify
<ul style="list-style-type: none"> • Shared cantilever: all paint price groups • Alignment plate: grotto paint only 	<ul style="list-style-type: none"> 1 Style number 2 Paint color number for shared cantilever ▶ See <i>Surface Materials</i>, page 221.

Specification Information		
• Fits	• Style	• Price
Worksurface	Number	
Depth		
18", 24", or 30"	BSC	\$121
:	:	:

Support Plates

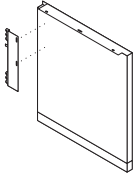


Standard Includes	Required to Specify
<ul style="list-style-type: none"> Support plate: black paint only 	Style number

Specification Information

Dimensions D H	Fits Worksurface Depth	Style Number	Price
14" 3 ¹ / ₁₆ "	18"D	PWSCL18	\$78
20" 3 ¹ / ₁₆ "	24"D	PWSCL24	\$78
25 ¹⁵ / ₁₆ " 3 ¹ / ₁₆ "	30"D	PWSCL30	\$78
:	:	:	:

End Panels with Base



Standard Includes	Required to Specify
<ul style="list-style-type: none"> End panel: paint price group 1 	1 Style number 2 Paint color number for end panel 3 Options, if selected (see below) ▶ See <i>Surface Materials</i> , page 221.

Options	Price	Required to Specify
Surface Materials		
<ul style="list-style-type: none"> Paint price group 1 Paint price group 2 Paint price group 3 	No cost +\$19 +\$31	Specify paint color number. Specify paint color number. Specify paint color number.

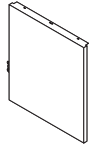
Specification Information

Dimensions D H	Style Number	Base Price
18" 27"	MFES18	\$560
24" 27"	MFES24	\$574
30" 27"	MFES30	\$603
:	:	:

Worksurface Supports and Brackets, continued

SIN 711.1

End Panels without Base

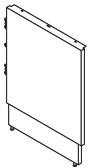


Standard Includes	Required to Specify
<ul style="list-style-type: none"> End panel: paint price group 1 	1 Style number 2 Paint color number for end panel 3 Options, if selected (see below) ▶ See <i>Surface Materials</i> , page 221.

Options	Price	Required to Specify
Surface Materials <ul style="list-style-type: none"> Paint price group 1 Paint price group 2 Paint price group 3 	No cost +\$19 +\$32	Specify paint color number. Specify paint color number. Specify paint color number.

Specification Information			
Dimensions	Style	Base	
D	H	Number	Price
24"	27"	BEP24	\$435
30"	27"	BEP30	\$494

Floor-Support End Panel



Standard Includes	Required to Specify
<ul style="list-style-type: none"> End panel: paint price group 1 Adjustable base 	1 Style number 2 Paint color number for end panel 3 Options, if selected (see below) ▶ See <i>Surface Materials</i> , page 221.

Options	Price	Required to Specify
Surface Materials <ul style="list-style-type: none"> Paint price group 1 Paint price group 2 Paint price group 3 	No cost +\$19 +\$32	Specify paint color number. Specify paint color number. Specify paint color number.

Specification Information				
Dimensions	Style		Base	
D	Minimum Height	Maximum Height	Number	Price

Tip: Minimum and maximum height refers to the worksurface height.

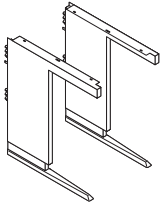
Left-Hand Floor-Support End Panels

24"	25"	28 ³ / ₄ "	PWF24L	\$435
30"	25"	28 ³ / ₄ "	PWF30L	\$494

Right-Hand Floor-Support End Panels

24"	25"	28 ³ / ₄ "	PWF24R	\$435
30"	25"	28 ³ / ₄ "	PWF30R	\$494

Clear-Access End Panels



Standard Includes	Required to Specify
<ul style="list-style-type: none"> Clear-access end panel: paint price group 1 	<ul style="list-style-type: none"> 1 Style number 2 Paint color number for end panel 3 Options, if selected (see below) ▶ See <i>Surface Materials</i>, page 221.

Options	Price	Required to Specify
Surface Materials <ul style="list-style-type: none"> Paint price group 1 Paint price group 2 Paint price group 3 	<ul style="list-style-type: none"> No cost +\$19 +\$32 	<ul style="list-style-type: none"> Specify paint color number. Specify paint color number. Specify paint color number.

Specification Information

Depth	Style Number	Base Price

Left-Hand Clear-Access End Panels

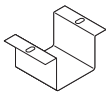
24"	MCAS24L	\$446
30"	MCAS30L	\$500

Right-Hand Clear-Access End Panel

24"	MCAS24R	\$446
30"	MCAS30R	\$500

Avenir

Cantilever-to-Cantilever Clamp

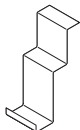


Standard Includes	Required to Specify
<ul style="list-style-type: none"> Clamp: black paint only 	<ul style="list-style-type: none"> Style number

Specification Information

Style Number	Price
PWSCL1	\$78

Change-of-Height Cantilever-to-Cantilever Clamp



Standard Includes	Required to Specify
<ul style="list-style-type: none"> Clamp: black 	<ul style="list-style-type: none"> Style number

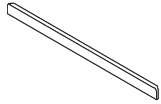
Specification Information

Style Number	Price
PWSCL2	\$78

Worksurface Supports and Brackets, continued

SIN 711.1

Worksurface Fillers for Use with 1½"-Thick Worksurfaces



Standard Includes	Required to Specify
<ul style="list-style-type: none"> Worksurface filler: plastic 	<ul style="list-style-type: none"> 1 Style number 2 Plastic color number ▶ See <i>Surface Materials</i>, page 221.

Specification Information

• Fits • Worksurface • Depth	• Style • Number	• Price

For Use Between a Radius Edge and a Self Edge

24"	PWRF24	\$51
30"	PWRF30	\$51

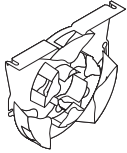
For Use Between Two Self Edges

24"	PWSF24	\$51
30"	PWSF30	\$51

Worksurface Wiring and Cabling

SIN 711.1

Cable and Fiber Reels

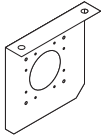


Standard Includes	Required to Specify
<ul style="list-style-type: none"> Package of four reels: black plastic only 	Style number

Specification Information

Dimensions			Style Number	Price
D	W	H		
1¼"	8"	8 ⁵ / ₁₆ "	98766	\$124

Termination Plate



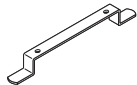
Standard Includes	Required to Specify
<ul style="list-style-type: none"> Termination plate: black paint only 	Style number

Specification Information

Dimensions			Style Number	Price
D	W	H		
¾"	7 ¹ / ₈ "	7 ¹ / ₈ "	98765	\$18

Avenir

Cord Reels



Standard Includes	Required to Specify
<ul style="list-style-type: none"> Carton of six cord reels: grey paint only 	Style number

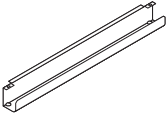
Specification Information

Style Number	Price
98767	\$52

Worksurface Wiring and Cabling, continued

SIN 711.1

Cable Storage Tray



Standard Includes	Required to Specify
<ul style="list-style-type: none"> Cable storage tray: black paint only 	Style number

Specification Information

• Dimensions			• Style	• Price
D	W	H	Number	
2"	24"	2½"	98768	\$41

Wire Guide Clips



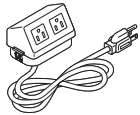
Tip: Recommended for painted metal surfaces only.

Standard Includes	Required to Specify
<ul style="list-style-type: none"> Carton of 20 adhesive-backed wire guide clips: black plastic only 	Style number

Specification Information

• Style	• Price
Number	
32WCP	\$29

Grommet Convenience Receptacles

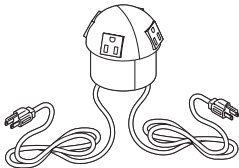


Standard Includes	Required to Specify
<ul style="list-style-type: none"> Carton of three receptacles each with 9' cord, three-prong plug: black plastic only 	Style number

Specification Information

• Style	• Price
Number	
98683WS	\$173

Power Spheres



Tip: Sphere is field installed. Use 3"-diameter drill to cut mounting hole at desired location.

Standard Includes	Required to Specify
<ul style="list-style-type: none"> Sphere with four simplex electrical outlets: black plastic Two 6' power cords (each rated at 15 amps), if selected: black plastic Two 6' Greenfield conduits (each rated at 15 amps), if selected: metal 	Style number

Specification Information

• Dimensions			• Style	• Price
D	W	H	Number	
3 ³ / ₈ "	3 ³ / ₈ "	3"	PTDMGB1	\$237

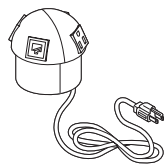
Four Electrical Outlets with Two 6' Power Cords

3 ³ / ₈ "	3 ³ / ₈ "	3"	PTDMGB1	\$237
---------------------------------	---------------------------------	----	---------	-------

Four Electrical Outlets with Two 6' Greenfield Conduits for Hardwiring

3 ³ / ₈ "	3 ³ / ₈ "	3"	PTDMGB2	\$414
---------------------------------	---------------------------------	----	---------	-------

Power and Communication Spheres



Tip: Sphere is field installed. Use 3"-diameter drill to cut mounting hole at desired location.

Tip: Face plates in sphere accommodates standard voice/data jacks. Order jacks by calling any of the manufacturers listed below:

- AMP Corporation
1.800.522.6752
- Leviton
1.800.722.2082
- Lucent
1.800.344.0223
- Krone
1.800.775.5766
- Punduit
1.800.777.3300

Standard Includes	Required to Specify
<ul style="list-style-type: none"> Sphere with two simplex electrical outlets: black plastic Face plates to accommodate two customer-supplied voice/data jacks: black plastic 6' power cord with plug rated at 15 amps, if selected: black plastic 6' Greenfield conduit for hardwiring, if selected: metal 	Style number

Specification Information

• Dimensions			• Style	• Price
D	W	H	Number	
3 ³ / ₈ "	3 ³ / ₈ "	3"	PTDMGB3	\$237

Sphere with One 6' Power Cord

3 ³ / ₈ "	3 ³ / ₈ "	3"	PTDMGB3	\$237
---------------------------------	---------------------------------	----	---------	-------

Sphere with One 6' Greenfield Conduit for Hardwiring

3 ³ / ₈ "	3 ³ / ₈ "	3"	PTDMGB4	\$340
---------------------------------	---------------------------------	----	---------	-------

SIN 711.1

Communication Sphere



Tip: Sphere is field installed. Use 3"-diameter drill to cut mounting hole at desired location.

Tip: Order jacks by calling any of the manufacturers listed below:

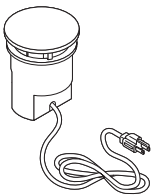
- AMP Corporation
1.800.522.6752
- Leviton
1.800.722.2082
- Lucent
1.800.344.0223
- Krone
1.800.775.5766
- Punduit
1.800.777.3300

Standard Includes	Required to Specify
<ul style="list-style-type: none"> • Sphere with face plates to accommodate four customer-supplied voice/data jacks: black plastic 	Style number

Specification Information

• Dimensions			• Style	• Price
D	W	H	Number	
3 ³ / ₈ "	3 ³ / ₈ "	3"	PTDMGB5	\$237

Round Power and Communication Port



Tip: Port is field installed. Use a 3½"-diameter drill to cut mounting hole at desired location.

Tip: Order jacks by calling any of the manufacturers listed below:

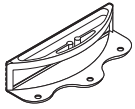
- AMP Corporation
1.800.522.6752
- Leviton
1.800.722.2082
- Lucent
1.800.344.0223
- Krone
1.800.775.5766
- Punduit
1.800.777.3300

Standard Includes	Required to Specify
<ul style="list-style-type: none"> • Round unit with two electrical outlets: black plastic • 6' power cord with plug rated at 15 amps: black plastic • Adapters for two customer-supplied data couplers/jacks 	Style number

Specification Information

• Dimensions			• Style	• Price
D	W	H	Number	
4¼"	4¼"	4 ⁵ / ₁₆ "	PTRSGB1	\$326

Answer Universal Systems Worksurface Wire Managers



Standard Includes	Required to Specify
<ul style="list-style-type: none"> • Set of six field installed worksurface wire managers: plastic • Attachment hardware 	<ul style="list-style-type: none"> 1 Style number 2 Plastic color number for worksurface wire manager: <ul style="list-style-type: none"> 6000 Black 6009 Arctic White 6052 Milk 6053 Seagull 6249 Platinum Solid 6654 Sand 6695 Midnight 6697 Fog

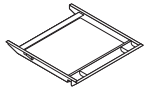
Specification Information	
Style Number	Price
TS7WWM	\$129
:	:



Worksurface Accessories

SIN 711.1

Steel Center Drawers



Tip: You must use the 18 1/8"D center drawer on 24"D desks.

Standard Includes	Required to Specify
-------------------	---------------------

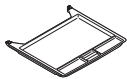
- Center drawer: all paint price groups
- Mounting frame: Grey Value 2 paint only

- 1 Style number
- 2 Paint color number for center drawer
- ▶ See *Surface Materials*, page 221.

Specification Information				
• Dimensions			• Style	• Price
D	W	H	Number	

• Dimensions			• Style	• Price
D	W	H	Number	
23"	21 1/2"	2 3/8"	FCD20	\$185
18 1/8"	21 1/2"	2 3/8"	FSCD20	\$189

Plastic Center Drawer



Standard Includes	Required to Specify
-------------------	---------------------

- Drawer: black textured plastic only
- Slides: black plastic only
- Attachment hardware and installation template

- Style number

Specification Information				
• Dimensions			• Style	• Price
D	W	H	Number	

• Dimensions			• Style	• Price
D	W	H	Number	
19"	21"	1 3/8"	ASHC1921X1	\$71

Specifying Avenir Storage

► For more detailed product information, see the *Avenir Specification Guide* or consult your Steelcase dealer.

Storage with Avenir Pulls

Fixed Pedestals (SIN 711.1)	210
Worksurface-Supported Pedestals (SIN 711.1)	211
Mobile Pedestals (SIN 711.1)	212

Related Products

Storage Accessories (SIN 711.1)	214
Vertical Wire Managers (SIN 711.1)	217

Fixed Pedestals

With Avenir Pulls

SIN 711.1

Standard Includes	Required to Specify
<ul style="list-style-type: none"> • Pedestal: paint price group 1 • Drawer pulls: all paint price groups • Pedestal filler: paint to match pedestal • Lock, keyed random: 9201 Polished Chrome • Full drawer interiors: black only <ul style="list-style-type: none"> –One pencil tray and two box drawer dividers per box/box/file • Four adjustable leveling glides: black only 	<ul style="list-style-type: none"> 1 Style number 2 Paint color number for pedestal 3 Paint color number for drawer pulls 4 Options, if selected (see below) ▶ See <i>Surface Materials</i>, page 221.

	Options	Price	Required to Specify
Surface Materials	Pedestal		
	• Paint price group 1	No cost	Specify paint color number.
	• Paint price group 2	+\$ 42	Specify paint color number.
	• Paint price group 3	+\$ 71	Specify paint color number.
Drawer Accessories	Rails		
	• Two side-to-side hanging file rails per file drawer	No cost	Specify <i>with rails</i> .
Filler	• Omit filler	–\$ 31	Specify <i>with no filler</i> .
Lock and Keying	Lock		
	• Ember Chrome	No cost	Specify <i>with 9250 Ember Chrome lock</i> .
	Individual locking drawers		
	• File/file pedestals only	+\$122	Specify <i>with individual drawer lock</i> .
	Keying		
	• Factory- and field-installed keying		▶ Page 240
Related Products	• Storage accessories		▶ Pages 214–216

Tip: Filler ships separate from the pedestal for field installation. Filler can be omitted if not needed for structural or aesthetic reasons.

Tip: Counterweights are not required on fixed pedestals.

Specification Information

• Dimensions			• Style	• Base
D	W	H	Number	Price

15"W Pedestal with Two File Drawers and Lock

23½"	15"	27"	MU2824FFL	\$684
29½"	15"	27"	MU2830FFL	\$822

15"W Pedestal with Two Box Drawers, One File Drawer, and Lock

23½"	15"	27"	MU2824BBFL	\$701
29½"	15"	27"	MU2830BBFL	\$837



Worksurface-Supported Pedestals

With Avenir Pulls

SIN 711.1



Tip: Counterweights are not required on worksurface-supported pedestals.

Standard Includes	Required to Specify
<ul style="list-style-type: none"> • Pedestal: paint price group 1 • Drawer pulls: all paint price groups • Lock, keyed random: 9201 Polished Chrome • Drawer interiors: black only <ul style="list-style-type: none"> –One pencil tray and one box drawer divider • Attachment hardware 	<ul style="list-style-type: none"> 1 Style number 2 Paint color number for pedestal 3 Paint color number for drawer pulls 4 Options, if selected (see below) ▶ See <i>Surface Materials</i>, page 221.

Options	Price	Required to Specify
Surface Materials Pedestal <ul style="list-style-type: none"> • Paint price group 1 • Paint price group 2 • Paint price group 3 	No cost +\$42 +\$71	Specify paint color number. Specify paint color number. Specify paint color number.
Drawer Accessories Rails <ul style="list-style-type: none"> • Two side-to-side hanging file rails per file drawer 	No cost	Specify <i>with rails</i> .
Lock and Keying Lock <ul style="list-style-type: none"> • Ember Chrome Keying <ul style="list-style-type: none"> • Factory- and field-installed keying 	No cost	Specify <i>with 9250 Ember Chrome lock</i> . ▶ Page 240
Related Products <ul style="list-style-type: none"> • Storage accessories 		▶ Pages 214–216

Specification Information

• Dimensions			• Style	• Base
D	W	H	Number	Price
:	:	:	:	:

Pedestal with One Box Drawer, One File Drawer, and Lock

23½"	15"	18½"	MUPC24BFL	\$556
28½"	15"	18½"	MUPC30BFL	\$687
:	:	:	:	:



Mobile Pedestals

With Avenir Pulls

SIN 711.1



Tip: Optional tops will increase the overall pedestal height.

Standard Includes	Required to Specify
<ul style="list-style-type: none"> • Pedestal: paint price group 1 • 1/8"H steel top: paint to match pedestal • Drawer pulls: all paint price groups • Lock, keyed random: 9201 Polished Chrome • Non-locking, hard-composition casters: black only • Counterweight package • Drawer interiors: black only <ul style="list-style-type: none"> — One pencil tray and one box drawer divider • Factory-installed cushion top, if selected: <ul style="list-style-type: none"> —Cushion upholstery: price group 1 —Retractable handle: black only 	<ol style="list-style-type: none"> 1 Style number 2 Paint color number for pedestal 3 Paint color number for drawer pulls 4 Fabric color number for cushion upholstery (MUP2224BFSC only) 5 Options, if selected (see below) <p>▶ See <i>Surface Materials</i>, page 221.</p>

Options	Price	Required to Specify
<p>Surface Materials</p> <p>Pedestal</p> <ul style="list-style-type: none"> • Paint price group 1 • Paint price group 2 • Paint price group 3 	<p>No cost</p> <p>+\$ 42</p> <p>+\$ 71</p>	<p>Specify paint color number.</p> <p>Specify paint color number.</p> <p>Specify paint color number.</p>
<p>Tops</p> <ul style="list-style-type: none"> • 1"H square edge steel top <p>Laminate top</p> <ul style="list-style-type: none"> • 13/16"H Square edge laminate top • 17/16"H Bullnose laminate top • Open Line laminate on laminate top <p>Wood veneer top</p> <ul style="list-style-type: none"> • 13/16"H Wood veneer top • Customiz stain on wood top <p>Upholstery on cushion top</p> <ul style="list-style-type: none"> • Fabric price group 1 • Fabric price group 2 • Fabric price group 3 • Fabric price group 4 • Fabric price group 5 • Fabric price group 6 • Fabric price group 7 • Fabric price group 8 • Fabric price group 9 • Fabric price group 10 • Leather price group • Elmosoft leather price group • Customer's Own Material (COM) or Customer's Own Leather (COL) 	<p>+\$ 60</p> <p>+\$259</p> <p>+\$295</p> <p>+\$ 65 plus cost of laminate</p> <p>+\$361</p> <p>No cost</p> <p>No cost</p> <p>+\$ 10</p> <p>+\$ 37</p> <p>+\$ 46</p> <p>+\$ 57</p> <p>+\$ 81</p> <p>+\$ 97</p> <p>+\$141</p> <p>+\$181</p> <p>+\$219</p> <p>+\$563</p> <p>+\$651</p> <p>+\$ 16</p>	<p>Specify with steel square top.</p> <p>Specify with laminate top and indicate laminate color number.</p> <p>Specify with bullnose laminate top and indicate laminate color number.</p> <p>▶ See <i>Surface Materials Reference Manual</i>.</p> <p>Specify with wood veneer top and indicate wood color number.</p> <p>Specify with Customiz stain.</p> <p>▶ See <i>Surface Materials Reference Manual</i>.</p> <p>Specify fabric color number.</p> <p>Specify fabric color number.</p> <p>Specify fabric color number.</p> <p>Specify fabric color number.</p> <p>Specify fabric color number.</p> <p>Specify fabric color number.</p> <p>Specify fabric color number.</p> <p>Specify fabric color number.</p> <p>Specify fabric color number.</p> <p>Specify fabric color number.</p> <p>Specify leather color number.</p> <p>Specify Elmosoft leather color number.</p> <p>▶ See <i>Surface Materials</i>, page 221.</p> <p>▶ See <i>Surface Materials Reference Manual</i> to specify.</p>
<p>Drawer Accessories</p> <p>Rails</p> <ul style="list-style-type: none"> • Two side-to-side hanging file rails per file drawer 	<p>No cost</p>	<p>Specify with rails.</p>
<p>Lock and Keying</p> <p>Lock</p> <ul style="list-style-type: none"> • Ember Chrome <p>Keying</p> <ul style="list-style-type: none"> • Factory- and field-installed keying 	<p>No cost</p>	<p>Specify with 9250 Ember Chrome lock.</p> <p>▶ Page 240</p>
<p>Related Products</p> <ul style="list-style-type: none"> • Storage accessories 		<p>▶ Pages 214–216</p>

Specification Information

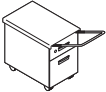
• Dimensions			• Style	• Base
D	W	H	Number	Price

One Box and One File Drawer

23½"	15"	21"	MUP2224BFS	\$ 957
------	-----	-----	-------------------	--------

One Box and One File Drawer with Factory-Installed Pedestal Cushion Top with Handle

23½"	15"	23¼"	MUP2224BFSC	\$1362
------	-----	------	--------------------	--------

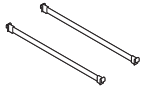


Storage Accessories

SIN 711.1

Rails

For Use in Pedestals Manufactured after February 22, 2004
 For Use in Universal Towers and Universal Workstation Verticals



Tip: Two rails per drawer accommodate side-to-side filing of letter, A4-, and legal-size hanging folders.

Tip: For pedestals manufactured on or before February 22, 2004 see Service Parts catalog.

Standard Includes	Required to Specify
• Package of two or four rails: black only	Style number

Specification Information

Width	Style Number	Price
12"	RXADRL15	\$21

For Use with Drawers

Package of Two		
12"	RXADRL15	\$21

Dividers

For Use in Pedestals Manufactured after February 22, 2004
 For Use in Universal Towers and Universal Workstation Verticals

Tip: For pedestals manufactured on or before February 22, 2004 see Service Parts catalog.



Standard Includes	Required to Specify
• Package of two dividers: black only	Style number

Specification Information

Width	Quantity	Style Number	Price
12"	2	RDV1506	\$ 34

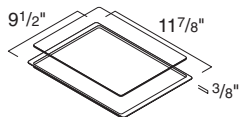
For Use in 6"H Drawers

12"	2	RDV1506	\$ 34
-----	---	----------------	-------

For Use in 12"H Drawers

12"	2	RDV1512	\$ 37
12"	10	RDV151210	\$175

Reference Shelf



Standard Includes	Required to Specify
• Reference shelf: black only • Insert: clear plastic only	Style number

Specification Information

Style Number	Price
RPXDRS	\$43

Pedestal Attachment Cable




Standard Includes	Required to Specify
<ul style="list-style-type: none"> • Pedestal attachment cable: black paint only • Package of 1 or 25 	Style number

Specification Information

Style Number	Price
PAB12 (pkg. of 1)	\$ 15
PAB12M (pkg. of 25)	\$285

Wall Channels

For Use with Overhead Storage Products



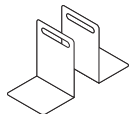
Standard Includes	Required to Specify
<ul style="list-style-type: none"> • Two wall channels: all paint price groups 	1 Style number 2 Paint color number for channels ▶ See <i>Surface Materials</i> , page 221.

Specification Information

Height	Style Number	Price
39 ³ / ₄	PWC53	\$109
49 ³ / ₄	PWC65	\$109
64 ³ / ₄	PWC80	\$109

Avenir

Bookends



Standard Includes	Required to Specify
<ul style="list-style-type: none"> • Package of two or twenty bookends: 6695 Midnight only 	Style number

Specification Information

Style Number	Price
KDIV02	\$ 26
KDIV20	\$250

Storage Accessories, continued

SIN 711.1

Wall Channel Horizontal Brace

For Use with Overhead Storage Products



Tip: Use with vertical wall channels manufactured after November 6, 1995.

Standard Includes **Required to Specify**

- Horizontal brace: all paint price groups

- 1 Style number
- 2 Paint color number for brace
- ▶ See *Surface Materials*, page 221.

Specification Information

• Height	• Style Number	• Price
42	PWCHB42	\$81
48"	PWCHB48	\$81
60"	PWCHB60	\$81
72"	PWCHB72	\$81

Dividers



Standard Includes **Required to Specify**


- Carton of three dividers: black paint only

- Style number

Specification Information

• Style Number	• Price
800DV12	\$23

Rails



Standard Includes **Required to Specify**

- Two rails: black paint only

- Style number

Specification Information

• Style Number	• Price
800RW	\$30

Vertical Wire Managers

SIN 711.1



Standard Includes	Required to Specify
<ul style="list-style-type: none"> Vertical wire manager cover: vertical surface fabric or plastic Top cap, on applicable models: <ul style="list-style-type: none"> — paint on fabric-covered vertical wire manager — plastic on plastic vertical wire manager Reveal between top cap and vertical wire manager cover, on applicable models: black plastic only 	<ol style="list-style-type: none"> Style number Fabric or plastic color number for vertical wire manager cover: all Avenir vertical surface fabrics or plastics Paint color number for top cap on fabric-covered vertical wire manager Options, if selected (see below) <ul style="list-style-type: none"> ▶ See <i>Surface Materials</i>, page 221.

Options	Price	Required to Specify
Top Cap Height <ul style="list-style-type: none"> High 	No cost	Replace second M in style number with H .

Specification Information

Height	With Top Cap	Style Number	Price

Fabric Covered for Use Between Panel Top Cap and Worksurface

10 ⁷ / ₁₆ "	Yes	VWM41M	\$ 83
21 ⁹ / ₁₆ "	Yes	VWM53M	\$ 89
33 ⁷ / ₈ "	Yes	VWM65M	\$101
49 ¹¹ / ₁₆ "	Yes	VWM80M	\$111

Fabric Covered for Use Between Storage Bins, Shelves, and Worksurface

17 ¹ / ₂ "	No	VWM18	\$ 83

Plastic

49 ¹¹ / ₁₆ "	Yes	PVWMM	\$ 58

Avenir

Surface Materials

► For more detailed product information, see the *Avenir Specification Guide* or consult your Steelcase dealer.

Surface Materials Overview	220
Surface Materials	221
Paint, Textured Paint, and Coating Color Availability Matrix	224
Laminate Color Availability Matrix	225
Vertical Surface Fabric Color Availability Matrix	226
Plastic Color Availability Matrix	227
Color Coordination Matrices	228
Trim Color Defaults	232
Specification Guidelines for Vertical Fabric Applications	234
Directional Laminate Grain Directions	236
Approved Fabrics that Meet DFAR 252.225-7012 Preference for Certain Domestic Commodities Used for Navy BPA	237

Surface Materials Overview

Material	Applications			
	Panels	Worksurfaces	Storage	Accessories
Paint	<ul style="list-style-type: none"> • Top cap • End trim • Base cover • Transparent panel frame surface • Panel stackers • Panel door frame • Connector packages • Change-of-height panel connector • Panel stabilizer foot • Power pole • Cable pole • Corner wire cover • Filler 	<ul style="list-style-type: none"> • Cantilever • Shared cantilever • End panel • Clear-access end panel • Table column supports • Back panels • Pedestal • Drawer pulls • Center drawer • Legs 	<ul style="list-style-type: none"> • Pedestal • Lateral file • Drawer pulls • Shelves 	<ul style="list-style-type: none"> • Shelf lights
Laminate	<ul style="list-style-type: none"> • Panel door 	<ul style="list-style-type: none"> • Worksurface • Panel-supported table • Adjustable-height monitor and keyboard surfaces 	<ul style="list-style-type: none"> • Mobile pedestal 	
Wood	<ul style="list-style-type: none"> • Top cap (low or medium only) 	<ul style="list-style-type: none"> • Worksurface (except 1½"-thick curvilinear) • Panel-supported table 	<ul style="list-style-type: none"> • Mobile pedestal 	
Plastic	<ul style="list-style-type: none"> • Base cover cable grommets • Receptacles 	<ul style="list-style-type: none"> • Grommets • Panel-supported table edge • Worksurface filler 		<ul style="list-style-type: none"> • Cord • Vertical wire manager
Plated Metal		<ul style="list-style-type: none"> • Panel-supported table column support • Lock 	<ul style="list-style-type: none"> • Lock 	
Glass	<ul style="list-style-type: none"> • Straight transparent panel insert • Half glass, half fabric transparent panels • Panel stackers 			
Vertical Surface Fabric	<ul style="list-style-type: none"> • Panel surface • End trim • Change-of-height panel connector • Tackboard • Power pole • Cable pole • Filler 			<ul style="list-style-type: none"> • Vertical wire manager

Surface Materials

This listing includes all the surface material choices that are available for the products in this specification guide.

Resources

For more information about surface materials, refer to the following resources:

Surface Materials Binders

- Surface Materials Reference Manual
- A complete set of swatch cards for hard surfaces, vertical surface fabrics, and seating upholstery

Paint

Not every paint color is available on every painted component.

Steelcase Surfaces

Price Group 1

Smooth Paint

4242 Milk

Textured Paint

7207 Black
7225 Sand
7236 Fog
7237 Slate
7238 Fieldstone
7239 Midnight
7241 Arctic White
7243 Seagull
7278 Dark Bronze

Price Group 2

Smooth Metallic Paint

4743 Mineral Metallic
4744 Pearl Metallic
4750 Champagne Metallic
4752 Steel Metallic
4788 Gold Dust Metallic
4798 Sterling Metallic
4799 Platinum Metallic
4803 Near Black Metallic

Textured Metallic Paint

7245 Carbon Metallic
7246 Midnight Metallic

Custom Surfaces

Price Group 3

PerfectMatch

PerfectMatch is a service that allows you to create your own paint color. Refer to the *Surface Materials Reference Manual* for more information about this program.

Accessory Paint

Steelcase Surfaces

4140 Arctic White Gloss
4144 Black Gloss

Laminate

Steelcase Surfaces

Fiber Laminate

2850 Vanadium Fiber
2851 Rhyme Fiber
2852 Tungsten Fiber
2854 Vellum Fiber
2859 Novell Fiber
2860 Granite Fiber
2861 Coconut Fiber
2862 Stucco Fiber

Micro Laminate

2920 Marl Micro
2921 Gypsum Micro
2922 Clay Micro
2923 Shadow Micro

Patina Laminate

2870 Blonde Bronze Patina
2871 Blackened Bronze Patina
2873 Instant Iron Patina

Solid Laminate

2722 Cream
2730 Arctic White
2746 Black
2759 Warm White
2811 Mist
2883 Seagull
2884 Milk
2885 Dune
2HMG Merle

Speckle Laminate

2820 Coffee Speckle
2822 Woodrose Speckle
2823 Driftwood Speckle
2824 Smoke Speckle
2825 Vanadium Speckle

Note: Some wood veneer finishes and woodgrain laminates share the same name. Because of the difference in materials, veneers and laminates of the same name are not an exact match but do coordinate with each other.

Woodgrain Laminate

2406 Clear Cherry
2409 Clear Maple
2410 Graphite Walnut
2412 Natural Cherry
2422 Medium Cherry
2511 Winter on Maple
2535 Virginia Walnut
2536 Blackwood
2538 Clear Walnut
2539 Warm Oak
2592 Blonde on Maple
2714 Natural Walnut
2772 Medium Mahogany on Walnut
2HAK Clear Oak
2HAN Ash Noce
2HAT Acacia
2HAW Ash Wenge
2HBN Bisque Noce
2HBW Bisque Wenge
2HCN Clay Noce
2HCW Clay Wenge
2HSN Storm Noce
2HSW Storm Wenge

Turnstone Laminate Collection

A selection of laminates and edge bands in this collection are available on Steelcase brand products. This collection is available with standard leadtimes and supported like standard laminates to help make ordering easy. Please see the Turnstone section of village.steelcase.com for swatching information.

2535 Virginia Walnut
2536 Blackwood
2612 Marbled Maple
2614 Chocolate Walnut
2615 Marbled Cherry

Custom Surfaces

Open Line Laminate (OLL)

This service allows you to order special laminates at an additional processing fee of \$65 per worksurface plus the cost of the laminate.

Edge color for custom laminate orders must be determined by the dealer and customer before orders can be entered.

Tip: Standard laminates being used in the Open Line Laminate Program to obtain a different edge detail will be charged the Open Line laminate upcharge, however, no additional charges for the laminate will be applied.

Laminate Approval and Material Requirements

To confirm whether a particular laminate has already been tested for use on a specific Steelcase product, or to determine material square foot requirements:

- Visit www.steelcase.com

For additional information, refer to the *Steelcase Surface Materials Reference Manual*.

Wood

Steelcase carefully selects veneer and solid wood for consistent color and grain structure. Wood is a natural material and variations will occur in color, grain and texture. These variations are part of the inherent natural beauty of wood and are not considered defects.

All wood products will darken with age and exposure to ultraviolet light. This is especially apparent with cherry and maple veneer. We recommend that desk accessories be rearranged periodically to ensure even aging of wood surfaces.

When storing your wood furniture, please follow the following guidelines:

- Do not store products in trailers
- Store products in areas that simulate office temperatures (60°F to 90°F)
- Store products in areas that maintain constant, office-like humidity levels
- Keep product away from light. Cover products to make sure they are not exposed to light.

Steelcase Surfaces

Veneer

Veneers are matched for proper balance and consistency. Veneers are available flat cut or quarter cut, except for Oak, which is rift cut. Refer to the *Surface Materials Reference Manual* for descriptions of each cut.

Open-pore finish is a medium gloss finish that leaves the wood grain texture visible to the eye and distinguishable to the touch.

Surface Materials, continued

Flat-cut open-pore finish choices

- 3062 FC/OP Graphite Walnut
- 3402 FC/OP Clear Cherry (Aged)
- 3412 FC/OP Natural Cherry
- 3422 FC/OP Medium Cherry
- 3522 FC/OP Clear Maple*
- 3572 FC/OP Amber on Maple
- 3592 FC/OP Blonde on Maple
- 3702 FC/OP Clear Walnut
- 3712 FC/OP Natural Walnut
- 3722 FC/OP Dark Mahogany on Walnut
- 3752 FC/OP Medium Walnut
- 3762 FC/OP Dark Walnut
- 3772 FC/OP Medium Mahogany on Walnut

Quarter-cut open-pore finish choices

- 3222 QC/OP Clear Maple*
- 3272 QC/OP Amber on Maple
- 3292 QC/OP Blonde on Maple
- 3302 QC/OP Clear Walnut
- 3312 QC/OP Natural Walnut
- 3322 QC/OP Dark Mahogany on Walnut
- 3352 QC/OP Medium Walnut
- 3362 QC/OP Dark Walnut
- 3372 QC/OP Medium Mahogany on Walnut
- 3382 QC/OP Graphite Walnut

Rift-cut open-pore finish choices

- 3602 RC/OP Desert Oak
- 3612 RC/OP Warm Oak
- 3692 RC/OP Espresso Oak

Full-fill finish is a medium-gloss finish that completely fills the grain texture, yet allows the grain pattern to be seen. The wood has a lustrous, satiny look, and it is smooth to the touch. This finish is available on the wood worksurface or top only.

Flat-cut full-fill finish choices

- 3064 FC/FF Graphite Walnut
- 3404 FC/FF Clear Cherry (Aged)
- 3414 FC/FF Natural Cherry
- 3424 FC/FF Medium Cherry
- 3524 FC/FF Clear Maple*
- 3544 FC/FF Blonde on Maple
- 3574 FC/FF Amber on Maple
- 3704 FC/FF Clear Walnut
- 3714 FC/FF Natural Walnut
- 3724 FC/FF Dark Mahogany on Walnut
- 3754 FC/FF Medium Walnut
- 3764 FC/FF Dark Walnut
- 3774 FC/FF Medium Mahogany on Walnut

Quarter-cut full-fill finish choices

- 3224 QC/FF Clear Maple*
- 3274 QC/FF Amber on Maple
- 3294 QC/FF Blonde on Maple
- 3304 QC/FF Clear Walnut
- 3314 QC/FF Natural Walnut
- 3324 QC/FF Dark Mahogany on Walnut
- 3354 QC/FF Medium Walnut
- 3364 QC/FF Dark Walnut
- 3374 QC/FF Medium Mahogany on Walnut
- 3384 QC/FF Graphite Walnut

Rift-cut full-fill finish choices

- 3604 RC/FF Desert Oak
- 3614 RC/FF Warm Oak
- 3694 RC/FF Espresso Oak

**To ensure an understanding of the color ranges and characteristic variations of natural veneer, a sign-off sheet is required prior to orders being accepted for this clear-coat finish. The sign-off sheet is available through Steelcase advertising stock. Form number 05-0001370.*

Steelcase Surfaces

Composite Veneer

Composite veneers are an engineered wood intended to create specific grain patterns and characteristics. They are pre-stained and finished with Steelcase's Clarity water-borne UV topcoat, which protects the environment while providing durability and clarity. Only open-pore finishes are available on composite wood. Composite veneer and matching edge bands are available on most Steelcase brand products. Composites, for use as a solid nosing substitute, are not available. Steelcase does not recommend mixing composite veneers with natural solid nosings because composite and natural wood grain and color matching are rarely compatible. Composite veneers are Graded-In as Wood Group 1 pricing.

Flat-cut open-pore finish choices

- 3JDX FC/OP Oak Composite
- 3JFX FC/OP Maple Composite
- 3JHX FC/OP Cherry Composite
- 3JJX FC/OP Walnut Composite

Quarter-cut open-pore finish choices

- 3F8X QC/OP European Walnut Composite
- 3GAX QC/OP Gold Teak Composite
- 3GFX QC/OP Rosewood Composite
- 3GGX QC/OP Zebrano Composite
- 3HGX QC/OP Oak Composite
- 3HVX QC/OP Walnut Composite
- 3JEX QC/OP Maple Composite
- 3JGX QC/OP Cherry Composite

Rift-cut open-pore finish choices

- 3GHX RC/OP Dark Cerused Oak Rift Composite

Custom Surfaces

Customiz stain is a service that allows you to create your own stain colors and finishes on standard veneer. Customiz stain color is available on all product lines that offer wood veneer.

A \$500 stain-matching fee applies on CUSTOMIZ requests (Exception: The \$500 fee does not apply on matches to Coalesse standard finishes or for a low-gloss finish request on a standard color). The \$500 fee covers the cost of formulating the Customiz color finish and applies regardless of whether or not an order for product is placed.

In addition, an approval form must be signed to indicate customer acceptance of Customiz match. A \$1,500 initiation fee will be charged prior to first order entry. This initiation fee activates the finish for unlimited use on any Steelcase product for an 18 month time period. After the 18 month time period has lapsed, the Customiz finish may be reactivated for another 18 months for a \$1,000 fee at any point within five years after the \$1,500 initiation fee was paid. If the finish is not reactivated within five years after the \$1,500 initiation fee was paid, the finish will be culled and the customer will need to pay the \$1,500 initiation fee again. All style number related Customiz charges products are no cost as of April 2014. The matching and initiation fees are not discountable.

Customiz stain takes 10 days to formulate. Consult the *Surface Materials Reference Manual* for more information. Custom veneers are also available and must be quoted by Steelcase specials group. Customiz stain on custom veneers takes 2 to 4 weeks to formulate.

Requirements and information on ordering a Customiz stain color are found in the *Surface Materials Reference Manual*.

Plastic

Steelcase Surfaces

Plastic products may not be available in all colors listed below.

▶ Refer to page 227 for an overview of the plastic colors that are available for each component.

- 6000 Black
- 6001 Coffee
- 6009 Arctic White
- 6052 Milk
- 6053 Seagull
- 6231 Graphite Walnut
- 6234 Clear Cherry
- 6237 Clear Maple
- 6242 Virginia Walnut
- 6243 Blackwood
- 6245 Clear Walnut
- 6246 Warm Oak
- 6249 Platinum Solid
- 6612 Grey Value 2
- 6615 Grey Value 5
- 6631 Cream
- 6635 Dawn
- 6636 Mist
- 6654 Sand
- 6655 Warm White
- 6681 Grotto
- 6694 Slate
- 6695 Midnight
- 6697 Fog

Note: Light color plastic edges are susceptible to degradation due to normal wear and tear. Staining (e.g., ball point pen or clothing dyes such as blue jeans) and dirt effects are more pronounced in light colors and are not considered defects.

Applies to:
 • 3 mm and 1 mm edge profile on Avenir Universal Systems Worksurfaces

6000 Black*
 6001 Coffee*
 6009 Arctic White*
 6034 Natural Cherry
 6036 Medium Cherry
 6037 Winter on Maple
 6038 Blonde on Maple
 6041 Natural Walnut
 6045 Medium Mahogany on Walnut
 6052 Milk*
 6053 Seagull*
 6213 Acacia
 6219 Clear Oak
 6231 Graphite Walnut*
 6234 Clear Cherry*
 6237 Clear Maple*
 6242 Virginia Walnut*
 6243 Blackwood*
 6245 Clear Walnut*
 6246 Warm Oak*
 6249 Platinum Solid*
 6527 Merle
 6607 Woodrose
 6608 Driftwood
 6609 Smoke
 6615 Grey Value 5*
 6617 Warm Brown V2
 6619 Ice*
 6631 Cream*
 6635 Dawn*
 6636 Mist*
 6654 Sand*
 6655 Warm White*
 6676 Marbled Maple
 6677 Chocolate Walnut
 6678 Marbled Cherry
 6694 Slate*
 6695 Midnight*
 6697 Fog*
 6698 Fieldstone*
 6703 Ash Wenge
 6704 Storm Wenge
 6705 Bisque Wenge
 6706 Clay Wenge
 6707 Ash Noce
 6708 Bisque Noce
 6709 Clay Noce
 6710 Storm Noce

*These solid color and woodgrain edge colors are a polyolefin blend, PVC-free material for 3 mm and 1 mm edge bandings.

Metal

Steelcase Surfaces

8043 Clear Anodized Aluminum
 9201 Polished Chrome
 9250 Ember Chrome (available for locks only)

Glass

Steelcase Surfaces

6500 Clear Glass
 6530 Frosted

Vertical Surface Fabric

Steelcase Surfaces

Price Group 1

Abacus
 Alloy
 Boccie
 Buzz2
 Charm
 Embrasure
 Optic
 Pianista
 Rhythm
 Tinsel

Price Group 2

Amiranté
 Ashanti Reverse
 Bariolage
 Bouquet
 Cogent: Geode Seating
 Cogent: Geode Vertical
 Flip: Orbit
 Flip: Plain Jane
 Flip: TexHex
 Fresco
 Latch
 Milano
 Regatta

Price Group 3

Billiard Multi-Use by Designtex

▶ See *Surface Materials Reference Manual* for a listing of available fabric colors.

Select Surfaces

For information on products within **Select Surfaces**, including accent paints and fabrics from Designtex and Pollack, please refer to the *Surface Materials Reference Manual* or visit Steelcase.com/selectsurfaces.

Custom Surfaces

Price Group COM (Customer's Own Material)

Fabric Approval and Yardage

To confirm whether a particular COM material has already been tested for use on a specific Steelcase product or to determine actual yardage requirements:

- Visit www.steelcase.com

You may find the same information on the village site. Follow these steps:

- Visit village.steelcase.com

For additional information regarding **Customer's Own Material**, call 1.888.STEELCASE, or send an email to lineone@steelcase.com.

Seating

▶ See *Surface Materials Reference Manual* for a listing of available seating upholstery colors.

- Available on mobile pedestal cushion top only

Steelcase Surfaces

Price Group 1

Buzz2
 Jacks
 Link
 Playground

Price Group 2

Chainmail
 Cogent: Connect
 Cogent: Geode Seating
 Cogent: Geode Vertical
 Cogent: Trails
 Crosswalk
 Nitelights
 Seating Vinyl
 Spyder
 Zoe2

Price Group 3

Billiard Multi-Use by Designtex
 Gaja – C2C
 Hampstead
 Imperma
 Redeem
 Retrieve
 Texel

Price Group 5

Bo Peep
 Remix

Price Group 6

Brisa

Price Group 7

Steelcut Trio

Leather

Steelcase Leather

Elmosoft Leather

Elmosoft Leather

Select Surfaces

For information on products within **Select Surfaces**, including accent paints and fabrics from Designtex and Pollack, please refer to the *Surface Materials Reference Manual* or visit Steelcase.com/selectsurfaces.

Custom Surfaces

Price Group COM (Customer's Own Material)

Fabric Approval and Yardage

To confirm whether a particular COM material has already been tested for use on a specific Steelcase product or to determine actual yardage requirements:

- Visit www.steelcase.com

For additional information regarding **Customer's Own Material**, call 1.888.STEELCASE, or send an email to lineone@steelcase.com.

Paint, Textured Paint, and Coating Color Availability Matrix

Paint, Textured Paint, and Coating Color Availability Matrix

	Paint Price Group 1 (smooth)										Paint Price Group 1 (textured)										Paint Price Group 2 (metallic)										Paint Price Group 3																																																																																																																																																																																				
	4242 Milk										7207 Black										7225 Sand										7236 Fog										7237 Slate										7238 Fieldstone										7239 Midnight										7241 Arctic White										7243 Seagull										7278 Dark Bronze										4743 Mineral Metallic										4744 Pearl Metallic										4750 Champagne Metallic										4751 Bronze Metallic										4752 Steel Metallic										4788 Gold Dust Metallic										4798 Sterling Metallic										4799 Platinum Metallic										4803 Near Black Metallic										7245 Carbon Metallic										7246 Midnight Metallic										Perfect Match
Panels																																																																																																																																																																																																																			
Transparent panel frame surface	■																																								■																																																																																																																																																																										
Panel stacker frame	■																																								■																																																																																																																																																																										
Panel door frame	■																																								■																																																																																																																																																																										
Connector packages	■																																								■																																																																																																																																																																										
Change-of-height panel connector	■																																								■																																																																																																																																																																										
Corner wire cover	■																																								■																																																																																																																																																																										
Top cap	■																																								■																																																																																																																																																																										
End trim	■																																								■																																																																																																																																																																										
Base cover	■																																								■																																																																																																																																																																										
Panel coat hooks	■																																								■																																																																																																																																																																										
Panel stabilizer foot	■																																								■																																																																																																																																																																										
Power/cable poles	■																																								■																																																																																																																																																																										
Fillers	■																																								□																																																																																																																																																																										
Worksurfaces																																																																																																																																																																																																																			
Cantilevers	■																																								■																																																																																																																																																																										
Clear access end panels	■																																								■																																																																																																																																																																										
End panels	■																																								■																																																																																																																																																																										
Back panels	■																																								□																																																																																																																																																																										
Post legs and columns	■																																								■																																																																																																																																																																										
Brackets	■																																								■																																																																																																																																																																										
Metal center drawer	■																																								■																																																																																																																																																																										
Adjustable-height legs	•																																								•																																																																																																																																																																										
Storage																																																																																																																																																																																																																			
Pedestals	■																																								■																																																																																																																																																																										
Storage bins and shelves	■																																								■																																																																																																																																																																										
Accessory Products																																																																																																																																																																																																																			
Metal center drawer	■																																								■																																																																																																																																																																										
Wall channels	■																																								■																																																																																																																																																																										
Horizontal brace	■																																								■																																																																																																																																																																										

Legend

- = Not available
- = Available
- = Available with exceptions
- ▶ See specification pages for details.

Laminate Color Availability Matrix

	Universal Worksurfaces	Avenir Worksurfaces	Mobile Pedestal tops
Fiber			
2850 Vanadium Fiber	■	■	■
2851 Rhyme Fiber	■	■	■
2852 Tungsten Fiber	■	■	■
2854 Vellum Fiber	■	■	■
2859 Novell Fiber	■	■	■
2860 Granite Fiber	■	■	■
2861 Coconut Fiber	■	■	■
2862 Stucco Fiber	■	■	■
Micro			
2920 Marl Micro	■	■	■
2921 Gypsum Micro	■	■	■
2922 Clay Micro	■	■	■
2923 Shadow Micro	■	■	■
Patina			
2870 Blonde Bronze Patina	■	■	■
2871 Blackened Bronze Patina	■	■	■
2873 Instant Iron Patina	■	■	■
Solid			
2772 Cream	■	■	■
2730 Arctic White	■	■	■
2746 Black	■	■	■
2759 Warm White	■	■	■
2811 Mist	■	■	■
2883 Seagull	■	■	■
2884 Milk	■	■	■
2885 Dune	■	■	■
2HMG Merle	■	■	■
Speckle			
2820 Coffee Speckle	■	■	■
2822 Woodrose Speckle	■	■	■
2823 Driftwood Speckle	■	■	■
2824 Smoke Speckle	■	■	■
2825 Vanadium Speckle	■	■	■

Legend

- = Not available
- = Available
- = Available with exceptions
- ▶ See specification pages for details.

	Universal Worksurfaces	Avenir Worksurfaces	Mobile Pedestal tops
Woodgrain			
2406 Clear Cherry	■	■	■
2409 Clear Maple	■	■	■
2410 Graphite Walnut	■	■	■
2412 Natural Cherry	■	■	■
2422 Medium Cherry	■	■	■
2511 Winter on Maple	■	■	■
2538 Clear Walnut	■	■	■
2539 Warm Oak	■	■	■
2592 Blonde on Maple	■	■	■
2714 Natural Walnut	■	■	■
2772 Medium Mahogany on Walnut	■	■	■
2HAK Clear Oak	■	■	■
2HAN Ash Noce	■	■	■
2HAT Acacia	■	■	■
2HAW Ash Wenge	■	■	■
2HBN Bisque Noce	■	■	■
2HBW Bisque Wenge	■	■	■
2HCN Clay Noce	■	■	■
2HCW Clay Wenge	■	■	■
2HSN Storm Noce	■	■	■
2HSW Storm Wenge	■	■	■
Turnstone Laminate Collection			
2535 Virginia Walnut	■	•	•
2536 Blackwood	■	•	•
2612 Marbled Maple	■	•	•
2614 Chocolate Walnut	■	•	•
2615 Marbled Cherry	■	•	•

Vertical Surface Fabric Color Availability Matrix

	Panels			
	Panel	Panel Stackers	Filler packages	Tackboards
Fabric Price Group 1				
Abacus	■	■	■	■
Alloy	■	■	■	■
Bariolage	■	■	■	■
Billiard Multi-Use by Designtex	□	■	□	■
Boccie	■	■	■	■
Buzz2	□	■	□	■
Charm	■	■	■	■
Embrasure	■	■	■	■
Optic	■	■	■	■
Pianista	□	■	□	■
Tinsel	■	■	■	■
Fabric Price Group 2				
Amirante	■	■	■	■
Ashanti Reverse	■	■	■	■
Bouquet	■	■	■	■
Cogent: Geode Seating	□	■	□	■
Cogent: Geode Vertical	□	■	□	■
Flip: Orbit	□	■	□	■
Flip: Plain Jane	■	■	■	■
Flip: TexHex	□	■	□	■
Fresco	■	■	■	■
Latch	■	■	■	■
Milano	■	■	■	■
Regatta	■	■	■	■
Fabric Price Group COM				
COM	■	■	■	■

Legend

- = Not available
- = Available
- = Available with exceptions
- ▶ See specification pages for details.

Plastic Color Availability Matrix

Avenir Plastic Color Availability Matrix

Not every plastic component is available in every plastic color. This matrix gives you an overview of which plastic colors can be specified for each Avenir plastic component.

	6000 Black	6001 Coffee	6009 Arctic White	6052 Milk	6053 Seagull	6249 Platinum Solid	6527 Merle	6612 Grey Value 2	6615 Grey Value 5	6631 Cream	6635 Dawn	6636 Mist	6654 Sand	6655 Warm White	6681 Grotto	6694 Slate	6695 Midnight	6697 Fog
Panels																		
Panel base cable grommet	■	■	■	•	•	■	•	■	■	•	•	•	•	■	•	•	•	■
Receptacles	■	•	■	•	•	■	•	•	•	•	•	•	■	■	•	•	•	•
Avenir Worksurfaces																		
Worksurface grommet	■	■	■	■	■	■	•	■	•	•	•	•	■	■	•	•	■	■
Panel-supported radius-end table edge: 1 1/2" T	■	■	■	■	■	■	■	■	■	■	■	■	■	■	•	•	■	■
Freestanding radius-end table edge: 1 1/2" T	■	■	■	■	■	■	■	■	■	■	■	■	■	■	•	•	■	■
Transaction worksurface edge	■	■	■	■	■	■	■	■	■	■	■	■	■	■	•	•	■	■
Curvilinear worksurface edge	■	■	■	■	■	■	■	■	■	■	■	■	■	■	•	•	■	■
Worksurface fillers: 1 1/2" T	■	■	■	■	■	■	■	■	■	■	■	■	■	■	•	•	■	■
Lighting																		
Vertical wire manager	■	■	■	■	■	■	•	•	•	•	•	•	■	■	•	•	•	•

Legend

- = Not available
- = Available
- = Available with exceptions
- ▶ See specification pages for details.

Products that are missing from the matrix are not available with these surface materials.

Color Coordination Matrices

Avenir Worksurfaces (Excluding Curvilinear and Universal)

Plastic edge trim color for all Avenir worksurfaces is determined by the worksurface color you select. The edge color is a default and cannot be specified.

All laminates, except woodgrain laminates, will have solid color plastic edging.

Woodgrain laminates will have woodgrain plastic edges and the grain of the edges will be horizontal. The woodgrain edge color will match the laminate color.

► For information regarding location of plastic edge on applicable Avenir worksurfaces, see “Standard Includes” information.

Laminate Color	Default Plastic Edge Color
Fiber	
2850 Vanadium Fiber	6654 Sand
2851 Rhyme Fiber	6631 Cream
2852 Tungsten Fiber	6636 Mist
2854 Vellum Fiber	6655 Warm White
2859 Novell Fiber	6001 Coffee
2860 Granite Fiber	6000 Black
2861 Coconut Fiber	6654 Sand
2862 Stucco Fiber	6053 Seagull
Micro	
2920 Marl Micro	6053 Seagull
2921 Gypsum Micro	6654 Sand
2922 Clay Micro	6654 Sand
2923 Shadow Micro	6249 Platinum Solid
Patina	
2870 Blonde Bronze Patina	6654 Sand
2871 Blackened Bronze Patina	6615 Grey Value 5
2873 Instant Iron Patina	6615 Grey Value 5
Solid	
2722 Cream	6631 Cream
2730 Arctic White	6697 Fog
2746 Black	6000 Black
2759 Warm White	6655 Warm White
2811 Mist	6636 Mist
2883 Seagull	6053 Seagull
2884 Milk	6052 Milk
2885 Dune	6654 Sand
2HMG Merle	6527 Merle
Speckle	
2820 Coffee Speckle	6631 Cream
2822 Woodrose Speckle	6635 Dawn
2823 Driftwood Speckle	6631 Cream
2824 Smoke Speckle	6636 Mist
2825 Vanadium Speckle	6619 Ice
Woodgrain	
2406 Clear Cherry	6234 Clear Cherry
2409 Clear Maple	6237 Clear Maple
2410 Graphite Walnut	6231 Graphite Walnut
2412 Natural Cherry	6034 Natural Cherry
2422 Medium Cherry	6036 Medium Cherry
2511 Winter on Maple	6037 Winter on Maple
2538 Clear Walnut	6245 Clear Walnut
2539 Warm Oak	6246 Warm Oak
2592 Blonde on Maple	6038 Blonde on Maple
2714 Natural Walnut	6041 Natural Walnut
2772 Medium Mahogany on Walnut	6045 Medium Mahogany on Walnut
2HAK Clear Oak	6219 Clear Oak
2HAT Acacia	6213 Acacia
2HAN Ash Noce	6707 Ash Noce
2HAW Ash Wenge	6703 Ash Wenge
2HBN Bisque Noce	6708 Bisque Noce
2HBW Bisque Wenge	6705 Bisque Wenge
2HCN Clay Noce	6709 Clay Noce
2HCW Clay Wenge	6706 Clay Wenge
2HSN Storm Noce	6710 Storm Noce
2HSW Storm Wenge	6704 Storm Wenge

Tip: To improve consistency, default edge colors are now identified by 6000-series numbers; the actual colors and defaults have not changed. Because default edge colors are not actually entered when specifying products, no specification changes are required. (Previous specification guides used 2000-series numbers to describe default edge colors, while 6000-series numbers were used for customer specified edge colors, even though the edges were identical.)

► See the *Surface Materials Reference Manual* for more details.

Avenir Curvilinear Worksurfaces

Plastic square edge trim color for all Avenir worksurfaces is determined by the worksurface color you select. The square edge color is a default and cannot be specified. Some worksurfaces have plastic T-mold edges that you can specify to coordinate or contrast with the laminate color that you select for the worksurface. The column at the far right lists recommended colors for use with each laminate color.

All laminates, except woodgrain laminates, will have solid color plastic edging.

Woodgrain laminates will have woodgrain plastic edges and the grain of the edges will be horizontal. The woodgrain edge color will match the laminate color.

Laminate Color	Default Plastic Square Edge Color	Suggested Color of Plastic T-Mold Edge
Fiber		
2850 Vanadium Fiber	6654 Sand	6654 Sand
2851 Rhyme Fiber	6631 Cream	6631 Cream
2852 Tungsten Fiber	6636 Mist	6636 Mist
2854 Vellum Fiber	6655 Warm White	6655 Warm White
2859 Novell Fiber	6001 Coffee	6001 Coffee
2860 Granite Fiber	6000 Black	6000 Black
2861 Coconut Fiber	6654 Sand	6654 Sand
2862 Stucco Fiber	6053 Seagull	6053 Seagull
Micro		
2920 Marl Micro	6053 Seagull	6053 Seagull
2921 Gypsum Micro	6654 Sand	6654 Sand
2922 Clay Micro	6654 Sand	6654 Sand
2923 Shadow Micro	6249 Platinum Solid	6249 Platinum Solid
Patina		
2870 Blonde Bronze Patina	6654 Sand	6654 Sand
2871 Blackened Bronze Patina	6615 Grey Value 5	6615 Grey Value 5
2873 Instant Iron Patina	6615 Grey Value 5	6615 Grey Value 5
Solid		
2722 Cream	6631 Cream	6631 Cream
2730 Arctic White	6697 Fog	6697 Fog
2746 Black	6000 Black	6000 Black
2759 Warm White	6655 Warm White	6655 Warm White
2811 Mist	6636 Mist	6636 Mist
2883 Seagull	6053 Seagull	6053 Seagull
2884 Milk	6052 Milk	6052 Milk
2885 Dune	6654 Sand	6654 Sand
2HMG Merle	6527 Merle	6615 Grey Value 5
Speckle		
2820 Coffee Speckle	6631 Cream	6001 Coffee
2822 Woodrose Speckle	6635 Dawn	6635 Dawn
2823 Driftwood Speckle	6631 Cream	6631 Cream
2824 Smoke Speckle	6636 Mist	6636 Mist
2825 Vanadium Speckle	6619 Ice	6619 Ice
Woodgrain		
2406 Clear Cherry	6234 Clear Cherry	6001 Coffee
2409 Clear Maple	6237 Clear Maple	6655 Warm White
2410 Graphite Walnut	6231 Graphite Walnut	6000 Black
2412 Natural Cherry	6034 Natural Cherry	6001 Coffee
2422 Medium Cherry	6036 Medium Cherry	6001 Coffee
2511 Winter on Maple	6037 Winter on Maple	6655 Warm White
2538 Clear Walnut	6245 Clear Walnut	6000 Black
2539 Warm Oak	6246 Warm Oak	6655 Warm White
2592 Blonde on Maple	6038 Blonde on Maple	6655 Warm White
2714 Natural Walnut	6041 Natural Walnut	6001 Coffee
2772 Medium Mahogany on Walnut	6045 Medium Mahogany on Walnut	6001 Coffee
2HAK Clear Oak	6219 Clear Oak	6655 Warm White
2HAT Acacia	6213 Acacia	6655 Warm White
2HAN Ash Noce	6707 Ash Noce	6654 Sand
2HAW Ash Wenge	6703 Ash Wenge	6654 Sand
2HBN Bisque Noce	6708 Bisque Noce	6631 Cream
2HBW Bisque Wenge	6705 Bisque Wenge	6631 Cream
2HCN Clay Noce	6709 Clay Noce	6612 Grey Value 2
2HCW Clay Wenge	6706 Clay Wenge	6612 Grey Value 2
2HSN Storm Noce	6710 Storm Noce	6655 Grey Value 5
2HSW Storm Wenge	6704 Storm Wenge	6615 Grey Value 5

Tip: To improve consistency, default edge colors are now identified by 6000-series numbers; the actual colors and defaults have not changed. Because default edge colors are not actually entered when specifying products, no specification changes are required. (Previous specification guides used 2000-series numbers to describe default edge colors, while 6000-series numbers were used for customer specified edge colors, even though the edges were identical.)
 ▶ See the *Surface Materials Reference Manual* for more details.

Color Coordination Matrices, continued

Recommended Edge Colors for Avenir Universal Worksurfaces—Laminate

Edges

The recommended edge color will complement the laminate color you specify. Edge color is specified separately.

Laminate Color	Recommended 3 mm Edge Color	Recommended P-Edge Color
Fiber		
2850 Vanadium Fiber	6654 Sand	6697 Fog
2851 Rhyme Fiber	6631 Cream	6654 Sand
2852 Tungsten Fiber	6636 Mist	6654 Sand
2854 Vellum Fiber	6655 Warm White	6697 Fog
2859 Novell Fiber	6001 Coffee	6697 Fog
2860 Granite Fiber	6000 Black	6000 Black
2861 Coconut Fiber	6654 Sand	6654 Sand
2862 Stucco Fiber	6053 Seagull	6053 Seagull
Micro		
2920 Marl Micro	6053 Seagull	6053 Seagull
2921 Gypsum Micro	6654 Sand	6654 Sand
2922 Clay Micro	6654 Sand	6654 Sand
2923 Shadow Micro	6249 Platinum Solid	6249 Platinum Solid
Patina		
2870 Blonde Bronze Patina	6654 Sand	6654 Sand
2871 Blackened Bronze Patina	6615 Grey Value 5	6000 Black
2873 Instant Iron Patina	6615 Grey Value 5	6000 Black
Solid		
2722 Cream	6631 Cream	6631 Cream
2730 Arctic White	6009 Arctic White	6009 Arctic White
2746 Black	6000 Black	6000 Black
2759 Warm White	6655 Warm White	6654 Sand
2811 Mist	6636 Mist	6636 Mist
2883 Seagull	6053 Seagull	6053 Seagull
2884 Milk	6052 Milk	6052 Milk
2885 Dune	6654 Sand	6654 Sand
2HMG Merle	6527 Merle	6527 Merle
Speckle		
2820 Coffee Speckle	6631 Cream	6001 Coffee
2822 Woodrose Speckle	6635 Dawn	6635 Dawn
2823 Driftwood Speckle	6631 Cream	6631 Cream
2824 Smoke Speckle	6636 Mist	6636 Mist
2825 Vanadium Speckle	6619 Ice	6619 Ice

► **Continued on next page**

Recommended Edge Colors for Avenir Universal Worksurfaces—Laminate, continued

Edges

The recommended edge color will complement the laminate color you specify. Edge color is specified separately.

Laminate Color		Recommended 3 mm Edge Color		Recommended P-Edge Color	
Woodgrain					
2406	Clear Cherry	6234	Clear Cherry	6000	Black
2409	Clear Maple	6237	Clear Maple	6654	Sand
2410	Graphite Walnut	6231	Graphite Walnut	6000	Black
2412	Natural Cherry	6034	Natural Cherry	6000	Black
2422	Medium Cherry	6036	Medium Cherry	6000	Black
2511	Winter on Maple	6037	Winter on Maple	6654	Sand
2538	Clear Walnut	6245	Clear Walnut	6000	Black
2539	Warm Oak	6246	Warm Oak	6654	Sand
2592	Blonde on Maple	6038	Blonde on Maple	6654	Sand
2714	Natural Walnut	6041	Natural Walnut	6000	Black
2772	Medium Mahogany on Walnut	6045	Medium Mahogany on Walnut	6000	Black
2HAK	Clear Oak	6219	Clear Oak	6654	Sand
2HAN	Ash Noce	6707	Ash Noce	6654	Sand
2HAT	Acacia	6213	Acacia	6559	Warm White Solid
2HAW	Ash Wenge	6703	Ash Wenge	6654	Sand
2HBN	Bisque Noce	6708	Bisque Noce	6631	Cream
2HBW	Bisque Wenge	6705	Bisque Wenge	6631	Cream
2HCN	Clay Noce	6709	Clay Noce	6612	Grey Value 2
2HCW	Clay Wenge	6706	Clay Wenge	6612	Grey Value 2
2HSN	Storm Noce	6710	Storm Noce	6615	Grey Value 5
2HSW	Storm Wenge	6704	Storm Wenge	6615	Grey Value 5
Turnstone Laminate Collection*					
2535	Virginia Walnut	6242	Virginia Walnut	6000	Black
2536	Blackwood	6243	Blackwood	6000	Black
2612	Marbled Maple	6676	Marbled Maple	6000	Black
2614	Chocolate Walnut	6677	Chocolate Walnut	6000	Black
2615	Marbled Cherry	6678	Marbled Cherry	6000	Black

*A selection of laminates and edge bands in this collection are available on Steelcase brand products. This collection is available with standard leadtimes and supported like standard laminates to help make ordering easy.

Trim Color Defaults

For Mobile Pedestal Laminate Tops

Plastic square edge trim color of tops that are added to files is determined by the laminate color you select for the top. The edge color is a default and cannot be specified.

All laminates, except woodgrain laminates, will have solid color plastic edging.

Woodgrain laminates will have woodgrain plastic edges and the grain of the edges will be horizontal.

Plastic square edge trim is applied to all four sides of laminate tops.

Plastic edge trim is applied only to the sides (left and right) and back of bullnose laminate tops.

Laminate Color	Default Plastic Color
Fiber	
2850 Vanadium Fiber	6654 Sand
2851 Rhyme Fiber	6631 Cream
2852 Tungsten Fiber	6636 Mist
2854 Vellum Fiber	6655 Warm White
2859 Novell Fiber	6001 Coffee
2860 Granite Fiber	6000 Black
2861 Coconut Fiber	6654 Sand
2862 Stucco Fiber	6053 Seagull
Micro	
2920 Marl Micro	6053 Seagull
2921 Gypsum Micro	6654 Sand
2922 Clay Micro	6654 Sand
2923 Shadow Micro	6249 Platinum Solid
Patina	
2870 Blonde Bronze Patina	6654 Sand
2871 Blackened Bronze Patina	6615 Grey Value 5
2873 Instant Iron Patina	6615 Grey Value 5
Solid	
2722 Cream	6631 Cream
2730 Arctic White	6697 Fog
2746 Black	6000 Black
2759 Warm White	6655 Warm White
2811 Mist	6636 Mist
2883 Seagull	6053 Seagull
2884 Milk	6052 Milk
2885 Dune	6654 Sand
2HMG Merle	6527 Merle
Speckle	
2820 Coffee Speckle	6631 Cream
2822 Woodrose Speckle	6635 Dawn
2823 Driftwood Speckle	6631 Cream
2824 Smoke Speckle	6636 Mist
2825 Vanadium Speckle	6619 Ice
Woodgrain	
2406 Clear Cherry	6234 Clear Cherry
2409 Clear Maple	6237 Clear Maple
2410 Graphite Walnut	6231 Graphite Walnut
2412 Natural Cherry	6034 Natural Cherry
2422 Medium Cherry	6036 Medium Cherry
2511 Winter on Maple	6037 Winter on Maple
2538 Clear Walnut	6245 Clear Walnut
2539 Warm Oak	6246 Warm Oak
2592 Blonde on Maple	6038 Blonde on Maple
2714 Natural Walnut	6041 Natural Walnut
2772 Medium Mahogany on Walnut	6045 Medium Mahogany on Walnut
2HAK Clear Oak	6219 Clear Oak
2HAT Acacia	6213 Acacia
2HAW Ash Wenge	6703 Ash Wenge
2HBW Bisque Wenge	6705 Bisque Wenge
2HCW Clay Wenge	6706 Clay Wenge
2HSW Storm Wenge	6704 Storm Wenge

Tip: To improve consistency, default edge colors are now identified by 6000-series numbers; the actual colors and defaults have not changed. Because default edge colors are not actually entered when specifying products, no specification changes are required. (Previous specification guides used 2000-series numbers to describe default edge colors, while 6000-series numbers were used for customer-specified edge colors, even though the edges were identical.)

▶ See the *Surface Materials Reference Manual* for more details.

Specification Guidelines for Vertical Fabric Applications

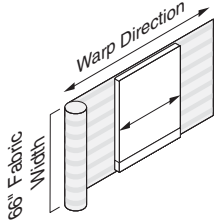
What is the issue?

Some textiles are simple and look the same regardless of how you apply them to a product. Many other fabrics are patterned, textured, or have luster that will have a distinctly different appearance if applied in different directions on chairs or panels. Because of these differences, and the fact that there are limits to how some fabrics can be applied to Steelcase products, it is important to understand fabric application direction standards at Steelcase in order to avoid being disappointed.

Talking about direction

Fabrics come on rolls. The long yarns that run down the length of the roll are called the "warp" yarns. These yarns are used to define the direction you are viewing the fabric as it is applied to a panel or chair. Fabric directionality is determined by how the fabric comes off the roll. It is NOT determined by the way the pattern looks on the product (i.e., horizontal stripes do not mean the fabric was applied warp horizontal—it could have been applied warp vertical).

Warp Horizontal

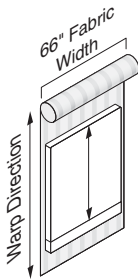


Warp horizontal

application is the standard application direction for most Steelcase fabrics on Steelcase panel and seating products. Horizontal application means that as you view the panel or chair in its upright position, the warp yarns of the fabric are running in the horizontal direction.

► See *Fabric Application Direction for Systems, Casegoods, and Architecture* matrix in the *Surface Materials Reference Manual* for details on these exceptions.

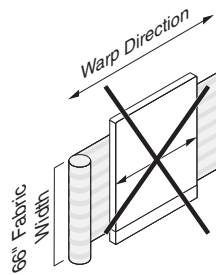
Warp Vertical



Warp vertical application is the standard application direction for any panels taller than 68"H and a few other exceptions. Vertical application means that as you view the panel or chair in its upright position, the warp yarns are running in the vertical direction.

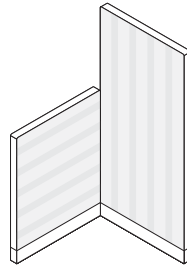
► See *Fabric Application Direction for Systems, Casegoods and Architecture* matrix in the *Surface Materials Reference Manual* for details on these exceptions.

Warp Horizontal



Fabric on panels taller than 68"H cannot be applied warp horizontal because the height of the product is greater than the width of the fabric.

Steelcase is not responsible for charges associated with replacement or re upholstery of products due to incorrect specifications.



The combination of tall panels (75"H with warp vertical) with short panels (65"H or less with warp horizontal) will result in the fabric patterns running in opposite directions.

To remedy this situation, the following options are available:

- Use non-directional fabric. Only a small selection of fabrics are non-directional.
- Use fabrics that have standard warp vertical application direction.
- Specify warp vertical application on fabrics that are standard warp horizontal.

Tip: If you require warp vertical and it is not the standard, you must specify the warp vertical option on every line in the order.

Application Topics

Exception: Fabric warp direction cannot be altered from standard on tackboards.

Surface Materials

Representatives are available to answer your questions and to provide clarification. They can also help with situations where you are using fabrics under 66"W. Call 616.246.9822 or fax 616.698.4700.

Price

No additional cost to specify warp direction.

How to Specify

You must specify warp direction when you need to depart from the standard. Avenir panels allow this option to be selected electronically. On non-electronic orders, add a written specification to each panel to indicate non-standard warp directions.

For example:
 MPTAM5348
 52³/₈"H x 48⁵/₁₆"W tackable acoustical panels.
 Side 1: fabric 5664 (Amiranté Mink) with vertical application.
 Side 2: fabric 5665 (Amiranté Ivory) with vertical application.

Standard Warp Directions for Avenir

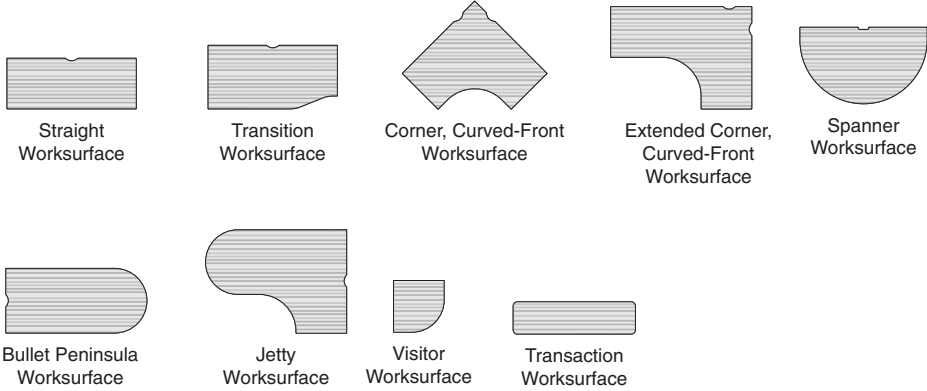
Fabric Direction	Fabric Stacker	Panel	Panel Height				Tackboards
			41"H	53"H	65"H	80"H	
Abacus	D	H	H	H	H	V	H
Alloy	D	H	H	H	H	V	H
Amiranté	D	V	V	V	V	V	H
Ashanti Reverse	D	V	V	V	V	V	H
Bariolage	D	H	H	H	H	V	H
Billiard Multi-Use by Designtex	D	H	H	H	.	.	H
Boccie	D	H	H	H	H	V	H
Bouquet	D	H	H	H	H	V	H
Buzz2	D	H	H	H	.	.	H
Charm	D	H	H	H	H	V	H
Cogent: Geode Seating	D	H	H	H	.	.	H
Cogent: Geode Vertical	D	H	H	H	H	.	H
Embrasure	D	H	H	H	H	V	H
Flip: Orbit	D	HO	HO	HO	HO	.	HO
Flip: Plain Jane	D	H	H	H	H	V	H
Flip: TexHex	D	HO	HO	HO	HO	.	HO
Fresco	D	H	H	H	H	V	H
Latch	D	H	H	H	H	V	H
Milano	D	H	H	H	H	V	H
Optic	D	H	H	H	H	V	H
Pianista	D	HO	HO	HO	HO	HO	HO
Regatta	ND	H	H	H	H	V	H
Rhythm	D	H	H	H	H	V	H
Tinsel	D	H	H	H	H	V	H

- D = Directional
- ND = Non-directional
- H = Warp horizontal
- HO = Horizontal only
- V = Warp vertical
- .
- = Not available

Directional Laminate Grain Directions

Directional laminates are standard with the grain directions shown.

Avenir Universal Systems Worksurfaces—High-Pressure Laminate



Approved Fabrics that Meet DFAR 252.225-7012 Preference for Certain Domestic Commodities Used for Navy BPA

Approved Fabrics that Meet DFAR 252.225-7012 Preference for Certain Domestic Commodities Used for Navy BPA

Vertical Surfaces Fabric Applications

Legend

- = Not available
- = Available
- ▶ See specification pages for details.

	Price Group	Roll Width	Answer	Avenir	Brody Lounge Seating - Lower Surround	Brody Lounge Seating - Seat	Brody Lounge Seating - Screen	Brody Lounge Seating - Footrest	Context	Divisio Side Screen	FlexFrame	FrameOne	Montage	Privacy Wall	Series 9000
Steelcase Fabrics															
Alloy	1	66"	■	■	•	•	•	•	■	■	■	■	■	•	■
Bouquet	2	66"	■	■	•	•	•	•	■	■	■	•	■	■	■
Buzz2	1	54"	■	■	■	■	•	■	■	■	■	•	■	■	■
Flip: Orbit	2	66"	■	■	•	•	•	•	■	■	■	•	■	■	■
Flip: Plain Jane	2	66"	■	■	•	•	•	•	■	■	■	•	■	■	■
Flip: TexHex	2	66"	■	■	•	•	•	•	■	■	■	•	■	■	■
Fresco	2	66"	■	■	■	•	•	•	■	■	■	•	■	■	■
Lapel	1	66"	■	■	•	•	•	•	■	■	■	•	■	•	•
Lido	A	66"	■	•	•	•	•	•	■	•	■	•	■	■	•
Milano	2	66"	■	■	•	•	•	•	■	■	■	•	■	■	■
Optic	1	66"	■	■	•	•	•	•	■	■	■	•	■	■	■
Rhythm	1	66"	■	■	•	•	•	•	■	■	■	•	■	■	■
Sprite	A	66"	■	•	•	•	•	•	■	■	■	•	■	■	•

For information regarding DesignTex fabrics, please see steelcase.com/customsurface. Application direction may vary depending on roll width and pattern repeat.

Avenir Resources

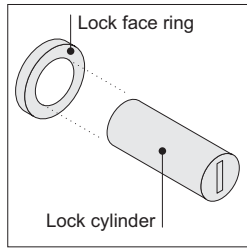
Lock and Keying

240

Avenir

Lock and Keying

All locking products are standard with factory-installed, keyed-random locks. Consecutive, specific, and random keying are available as field-installed options.
Exceptions: Individual locking drawers are available only with field-installed locks.



Locks consist of a factory- or field-installed lock cylinder and a factory-installed lock face ring.

Two types of locks are available — the standard keying system (FR series) and the master keying system (XF series). All the locks in the XF series can be opened with a single master key.

Factory-Installed Keying

Factory-installed locks are always key random (standard) or master key random (option). Key random means that the locks will be assigned arbitrarily at the factory with key numbers ranging from FR305 to FR454 (Master keying numbers: XF1001 to XF1150). All locks within a unit will be keyed alike.
Tip: Random keying can mean that different furniture

units will have the same key number. If you must have all locks keyed differently, you should specify field-installed, key specific or key consecutive lock cylinders.
 ▶ See below.

Key Random

- FR305
 - FR421
 - FR305
 - or
 - XF1011
 - XF1042
 - XF1011
- XF Master Key

Required to Specify

Master key random +\$23 Specify with master key random.

Field-Installed Keying

Field-installed locks are only available on products that include factory-installed lock mechanisms.

Specify “plug” when specifying furniture, and the product will ship with a plastic plug in place of the lock cylinder.
Tip: For products with optional lock colors, make sure to specify the color for both the lock and lock face ring.

Front-removable lock cylinders must be specified separately. You must also order a special lock tool to install or remove lock cylinders in the field.
Tip: Lock tools are reusable. You do not need to order additional lock tools with every furniture order.

Lock cylinders will be shipped separately so that you can install the locks when you are ready.

Three keying choices are available for field installation—random (standard), specific, and consecutive. All three are also available with master keying, which means that all locks can be opened with a single master key.

Key random means that the locks will be assigned arbitrarily at the factory with key numbers ranging from FR305 to FR454 (Master keying numbers: XF1001 to XF1150).
Tip: Random keying can mean that different furniture units will have the same key number. If you must have all locks keyed differently, you should specify key specific or key consecutive lock cylinders.

Key specific means that you can specify any key number from FR305 to FR454 (Master keying numbers: XF1001 to XF1150). This option can be used to key all the furniture units in a workstation or department the same.
Tip: Designate the quantity per key number in your specification.
 ▶ See example at right.

Key consecutive means that you can specify lock numbers in a consecutive order to ensure that no two locks have the same key number until the key sequence repeats. You must select a beginning key number from FR305 to FR454 (Master keying numbers: XF1001 to XF1150).

Example of a typical lock cylinder specification is shown below:

10	LOCK9201FR FR320
5	LOCK9201FR FR350
15	LOCK9201XF XF1100
30	Total
1	877102003SR standard lock tool
1	877102002SR master lock tool

Key Random

- FR305
 - FR421
 - FR305
 - or
 - XF1011
 - XF1042
 - XF1011
- XF Master Key

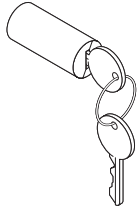
Key Specific

- FR350
 - FR350
 - FR350
 - or
 - XF1020
 - XF1020
 - XF1020
- XF Master Key

Key Consecutive

- FR350
 - FR351
 - FR352
 - or
 - XF1020
 - XF1021
 - XF1022
- XF Master Key

Field-Installed Lock Cylinders



Tip: Lock price is included in price of furniture with locks.

Tip: For replacement lock cylinders, refer to Service Parts.

Standard Includes	Required to Specify
<ul style="list-style-type: none"> Lock cylinder, keyed random: 9201 Polished Chrome or 9250 Ember Chrome Two keys 	<ul style="list-style-type: none"> 1 Style number 2 Options, if selected (see below)

Options	Price	Required to Specify
Key specific	No cost	Select key number from FR305–FR454.
Key consecutive	No cost	Specify <i>key consecutive</i> and select beginning key number from FR305–FR454.
Master key random	+\$23 each	Specify <i>master key random</i> .
Master key specific	+\$23 each	Specify key number from XF1001–XF1150.
Master key consecutive	+\$23 each	Specify <i>master key consecutive</i> and select beginning key number from XF1001–XF1150.

Specification Information		
Color	Style Number	Base Price
:	:	:

FR Series (Standard Keying System) – Lock Cylinder

Polished Chrome	LOCK9201FR	No cost
Ember Chrome	LOCK9250FR	No cost
:	:	:

Standard Lock Tool

	877102003SR	\$23
:	:	:

XF Series (Master Keying System) – Lock Cylinder

Polished Chrome	LOCK9201XF	No additional cost. Price included in price of furniture with master-keyed locks.
Ember Chrome	LOCK9250XF	No additional cost. Price included in price of furniture with master-keyed locks.
:	:	:





Master Lock Tool

	877102002SR	\$23
:	:	:

Tip: You can change lock cylinders in the field by using the appropriate lock tool.

Series 9000

► For more detailed product information, see the *Series 9000 Specification Guide* or consult your Steelcase dealer.

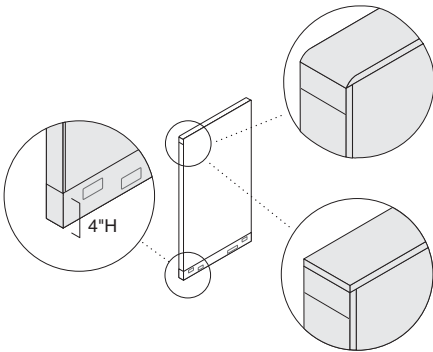
	
Things to Know About Series 9000	244
	
Statement of Line	246
	
Specifying Tips	262
Specifying	
Enhanced Panels and Related Products (SIN 711.1)	265
Worksurfaces, Storage, and Related Products	301
Series 9000 Universal Systems Worksurfaces and Related Products (SIN 711.1)	303
Conventional Worksurfaces, Storage, and Related Products (SIN 711.1)	323
Options Worksurfaces, Storage, and Related Products (SIN 711.1)	413
Wiring and Cabling (SIN 711.1)	431
	
Surface Materials	441
Resources	459

Things to Know About Series 9000

Series 9000 is a portfolio of products that offers a full range of solutions for creating effective workspaces.

Panels

Panels are available to define spaces and create privacy for individuals and teams. Panels can be used to support shelves and storage bins and workspaces. Or workspaces can be freestanding.

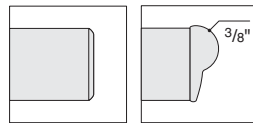


Enhanced panels were introduced in 1991 and offer square or radius top cap styling, removable surfaces, and enhanced cord- and cable-management capabilities, including a 4" H base.

Worksurfaces

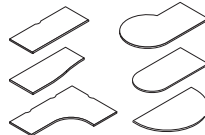
Worksurfaces are available in three types that are not meant to be mixed:

- Universal
- Conventional
- Options



3 mm edge profile

P-edge profile

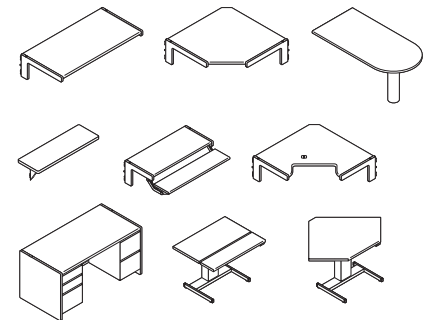
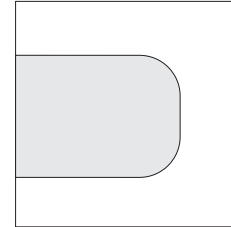


Series 9000 Universal Worksurfaces is a comprehensive solution of workspaces, supports, and privacy screens designed to deliver flexibility, mobility, and options to create inspiring spaces that support the different ways people work. These workspaces are available in both panel-supported and freestanding options to meet a variety of planning applications.

Surface materials:

- Laminate

Conventional edge profile



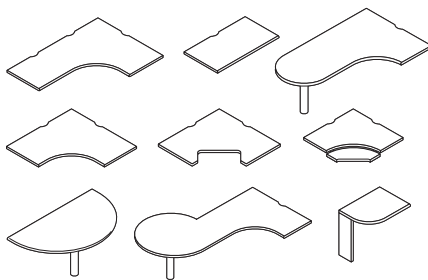
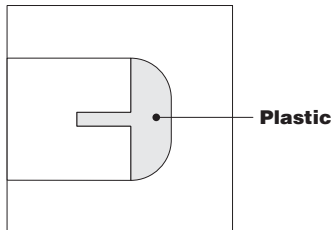
Conventional Series 9000 workspaces are available in a very broad range of shapes and can be used as freestanding furniture elements or panel-supported or as a combination of both. Conventional workspaces have a wood core substrate and a laminate surface. In freestanding and most panel-supported applications, the supporting end panel or cantilever is adjacent to and slightly taller than the workspace level.

▶ Page 323

Surface materials:

- Laminate

Options edge profile



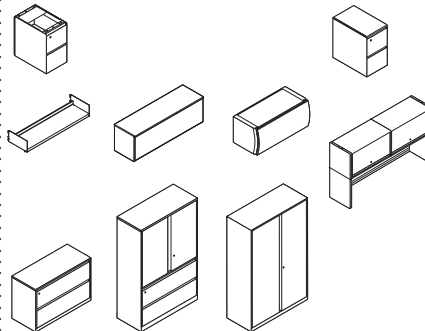
Options Series 9000 worksurfaces are available in a very broad range of shapes that feature curved contours that smooth the transitions from one part of the worksurface to another. These worksurfaces always rely on Series 9000 panels or adjacent worksurfaces for support. Options worksurfaces have a wood core and a laminate surface. Supporting end panels, cantilevers, and end supports are always positioned below the worksurface so there is no interruption when two adjacent worksurfaces join.

Surface materials:
• Laminate

Storage

Storage components are available in three types. They correspond and complement the worksurface choices described in the preceding columns—Conventional, Options, and Wood Selections.

Conventional storage

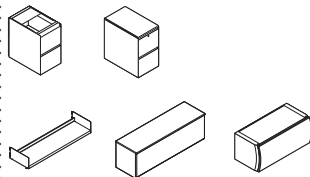


(900 Series lateral files and Universal storage with flush fronts)


Conventional Series 9000 storage components include a very broad array of choices, including panel-supported shelves and bins, service modules that stand on worksurfaces, and pedestals that are worksurface supported. Surfaces are painted.

Surface materials:
• Paint

Options storage



(Use Universal Bins and Shelves)



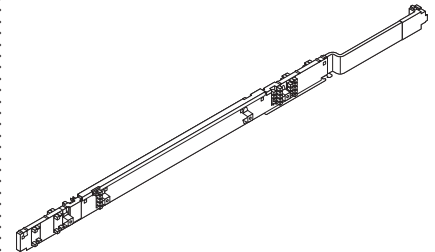
(900 Series lateral files and Universal storage with flush fronts)

Options Series 9000 storage components include pedestals that can be used to support worksurfaces, Conventional Series 9000 panel-supported shelves and bins, as well as freestanding cabinets may be used with Options products. Surfaces are painted.

Surface materials:
• Paint

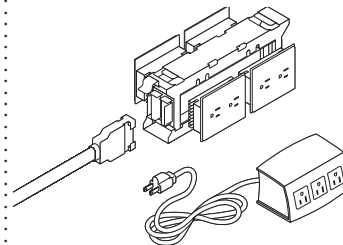
Wiring and Cabling

Power distribution systems can be built two different ways in Series 9000—powerways or Internode power distribution kits.



Powerways can be used to build power distribution networks within the base of Series 9000 Enhanced panels. A full range of components are available to allow power networks to go wherever there are panels and to provide access where the user needs it.

▶ Page 295

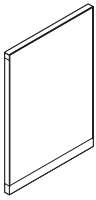


Internode components can be used to build power distribution networks and data/voice networks. These components attach above and below Series 9000 worksurfaces. Internode components cannot connect to Series 9000 powerways.

Statement of Line

Series 9000

Enhanced Panels



Specifying
▶ Page 266

Enhanced Tackable Acoustical Panels

	20"W	25"W	30"W	35"W	36"W	42"W	45"W	60"W
34½"H	●	●	●	●		●	●	
42"H	●	●	●	●	●	●	●	●
53"H	●	●	●	●	●	●	●	●
61"H	●	●	●	●	●	●	●	●
65"H	●	●	●	●	●	●	●	●
75"H	●	●	●	●	●	●	●	



Tackable
fabric-covered
panel stacker

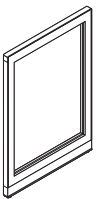


Glass panel
stacker

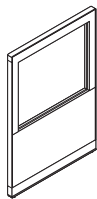
Specifying
▶ Pages 268
and 270

Panel Stackers For Use on Enhanced Panels only

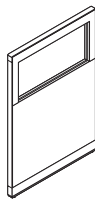
	20"W	25"W	30"W	35"W	36"W	42"W	45"W	60"W
10"H	●	●	●	●	●	●	●	●
11"H	●	●	●	●	●	●	●	●
12"H	●	●	●	●	●	●	●	●
24"H	●	●	●	●	●	●	●	●



Full panel insert



With 28½"H sill



With 42"H sill

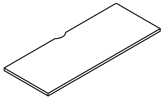
Specifying
▶ Page 272

Enhanced Transparent Panels

	20"W	25"W	30"W	35"W	36"W	42"W	45"W
65"H	●	●	●	●	●	●	●
75"H	●	●	●	●	●	●	●

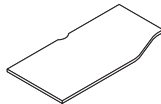
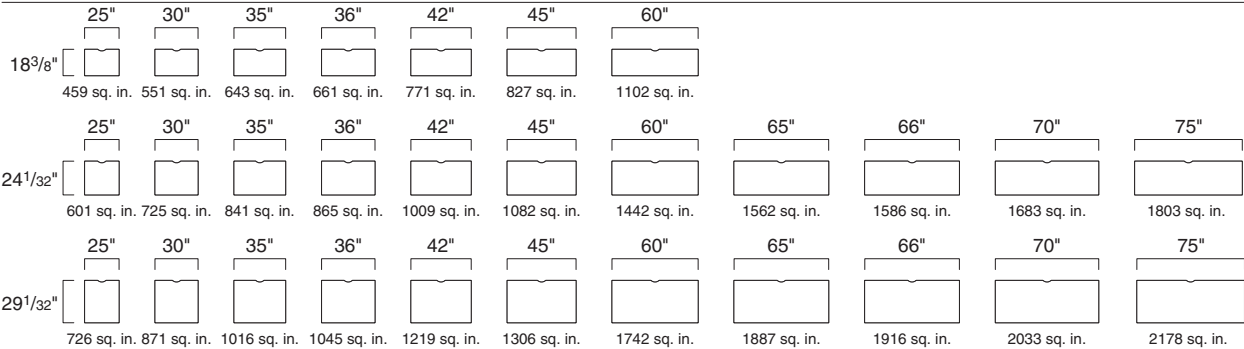
Series 9000 Universal Systems Worksurfaces

Worksurface dimensions shown
apply to laminate version of
worksurface.



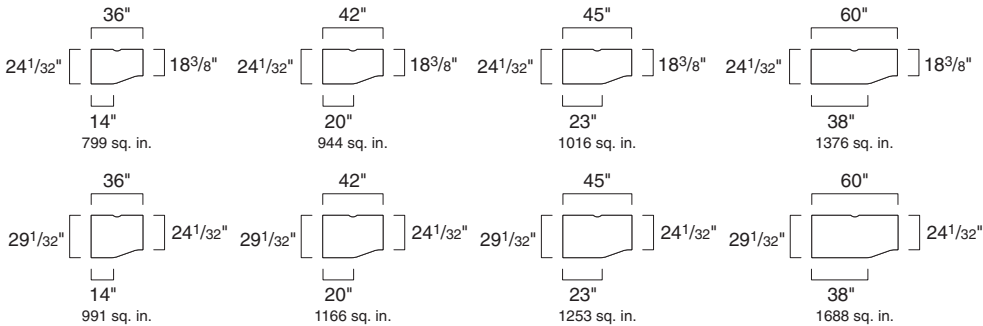
Specifying
▶ Page 304

Straight Worksurfaces



Specifying
▶ Page 306

Transition Worksurfaces*



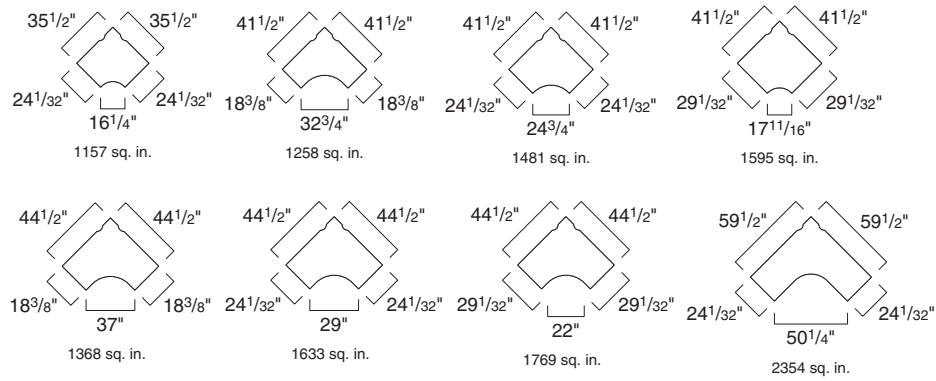
*Left-hand units shown.
Right-hand units available.

Series 9000 Universal Systems Worksurfaces, continued



Specifying
▶ Page 308

Corner, Curved-Front Worksurfaces

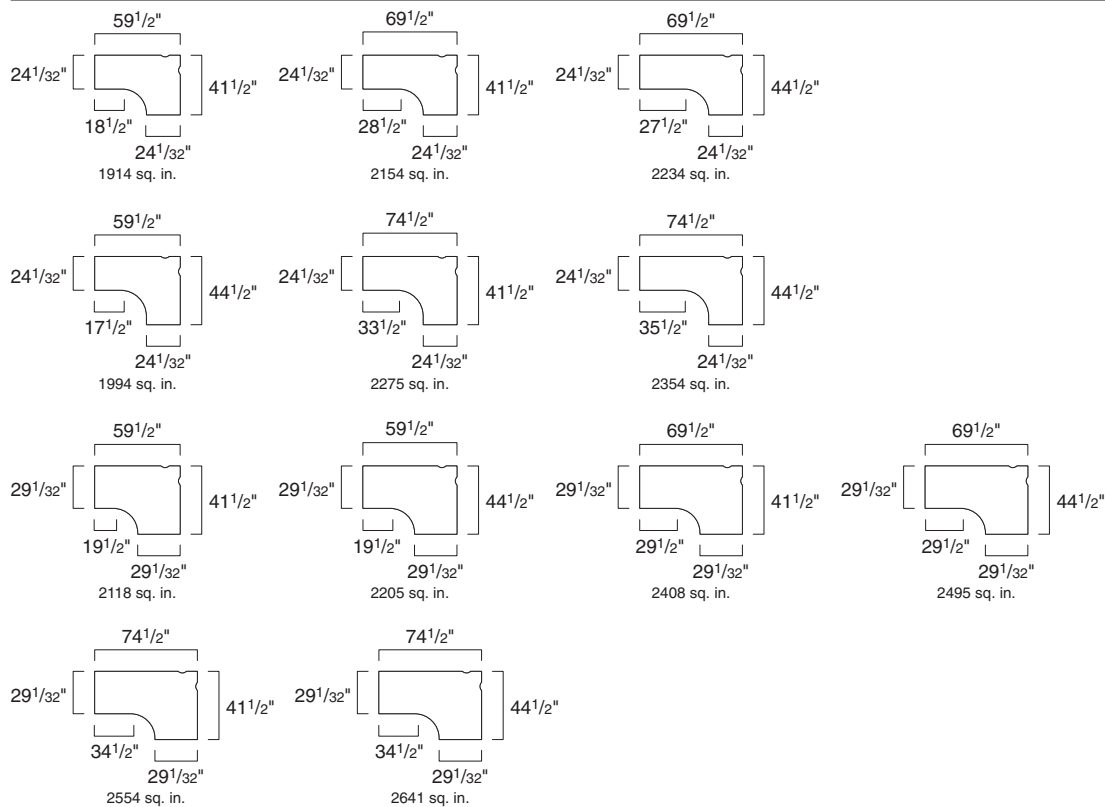


Series 9000 Universal Systems Worksurfaces, continued



Specifying
▶ Page 310

Extended Corner, Curved-Front Worksurfaces*

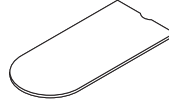


*Left-hand units shown.
Right-hand units available.

Series 9000 Universal Systems Worksurfaces, continued

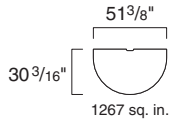


Specifying
▶ Page 312



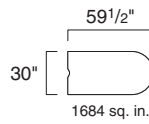
Specifying
▶ Page 313

Spanner Worksurfaces



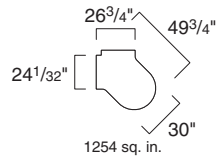
For Panel-Supported
Applications

Bullet Peninsula Worksurfaces



Specifying
▶ Page 314

Linking Peninsula Worksurfaces



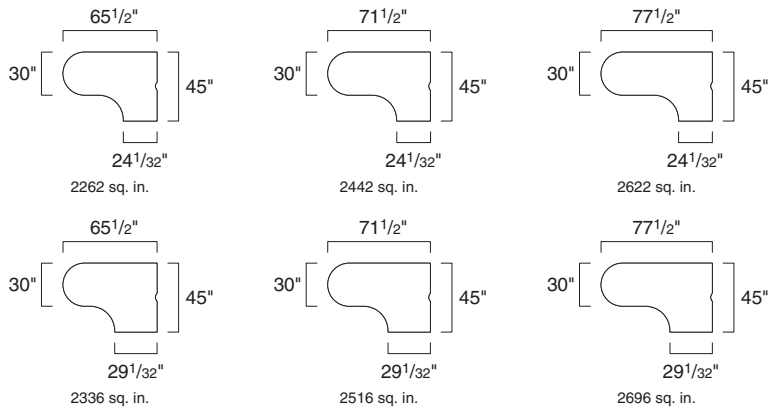
*Dimension includes notch width.

Series 9000 Universal Systems Worksurfaces, continued



Specifying
▶ Page 315

Jetty Worksurfaces*

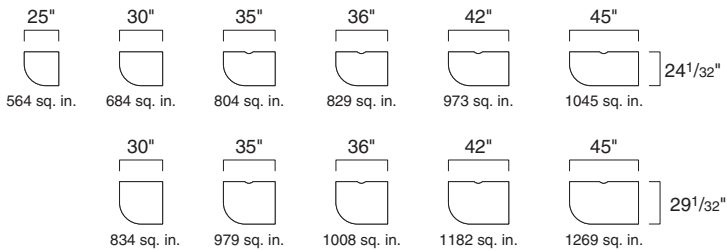


*Left-hand units shown. Right-hand units available.



Specifying
▶ Page 316

Visitor Worksurfaces*



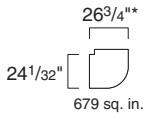
*Left-hand units shown. Right-hand units available.

Series 9000 Universal Systems Worksurfaces, continued



Specifying
▶ Page 316

Linking Worksurfaces*

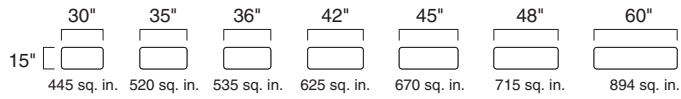


*Dimension includes notch width.

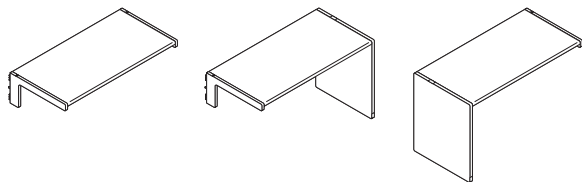


Specifying
▶ Page 318

Transaction Worksurfaces



Conventional Panel-Supported

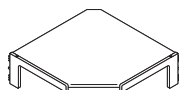


Specifying
▶ Pages 324–333

Worksurface Packages

	30"W	35"W	36"W	42"W	45"W	60"W	65"W	70"W	75"W	90"W
20"D	●	●	●	●				●		●
25"D	●M	●	●	●	●M	●M		●	●	●
30"D	●M				●M	●M	●	●	●	●

M = Modular worksurface available, ▶ Pages 328, 332.

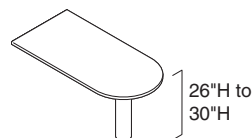


Specifying
▶ Pages 334–336

Corner Worksurface Packages

	30"W	35"W	36"W	42"W	45"W
25"D	●	M	M	●M*	●M*
30"D				M	●M

M = Modular worksurface available, ▶ Pages 335–336.
* = Also available with keyboard cutout.

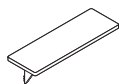


Specifying
▶ Pages 337, 381

Radius-End Worksurfaces

	60"W	65"W	70"W
30"D	●*	●*	●*
35"D	●*	●*	●*
36"D	●	●	●

* = Also available worksurface supported, ▶ Page 381.

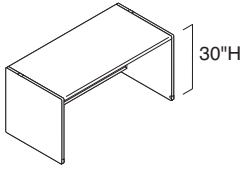


Specifying
▶ Page 338

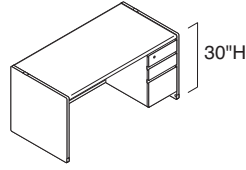
Transaction Worksurfaces

	30"W	35"W	36"W	42"W	45"W	60"W	70"W
15"D	●	●	●	●	●	●	●

Freestanding Desks



Specifying
▶ Pages 339, 344,
350, 362



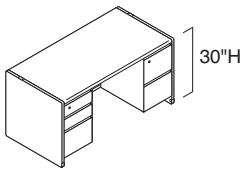
Specifying
▶ Pages 340, 346,
354, 357, 364

Desks

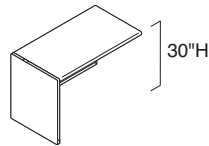
	30"W	45"W	60"W	65"W	70"W	75"W	90"W
20"D		●	●		●		
25"D	●	●	●		●	●	●
30"D	●	●	●	●	●	●	●
35"D			●		●	●	

Single-Pedestal Desks

	30"W	45"W	60"W	65"W	70"W	75"W	90"W
20"D		●	●		●		
25"D	●	●	●		●	●	●
30"D		●	●	●	●	●	●
35"D				●	●	●	



Specifying
▶ Pages 342, 348,
358, 361, 366



Specifying
▶ Pages 368, 372,
376

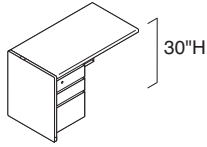
Double-Pedestal Desks

	60"W	65"W	70"W	75"W	90"W
20"D	●		●		
25"D	●		●	●	●
30"D	●	●	●	●	●
35"D	●	●	●	●	

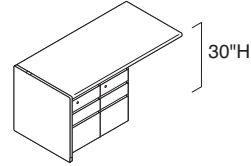
Returns (30"H End Panel)

	30"W	45"W	60"W
20"D	●	●	●
25"D	●	●	●
30"D	●	●	●

Freestanding Desks, continued



Specifying
▶ Pages 370, 374,
378



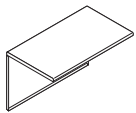
Specifying
▶ Pages 374, 378

Returns, One Pedestal (30"H End Panel)

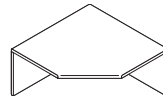
	30"W	45"W	60"W
20"D	●	●	●
25"D	●	●	●
30"D	●	●	●

Returns, Two Pedestals (30"H End Panel)

	60"W
20"D	●
25"D	●
30"D	●



Specifying
▶ Page 382



Specifying
▶ Page 383

Unit Assembly Bridges

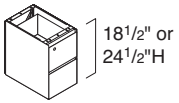
	45"W
20"D	●
25"D	●
30"D	●

Corner Worksurfaces

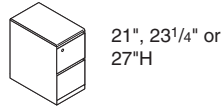
	42"W	45"W
25"D	M*	M*
30"D		M

M = Modular worksurface
* = Also available with keyboard cutout.

Storage



Specifying
▶ Pages 387–388



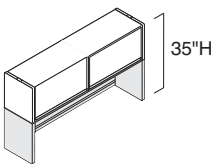
Specifying
▶ Page 390

Worksurface-Supported Pedestals

15"W	
17 ¹ / ₂ "D	●
22 ⁵ / ₈ "D	●
27 ⁵ / ₈ "D	●

Mobile Pedestals

15"W	
22 ⁵ / ₈ "D	●



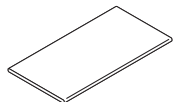
Specifying
▶ Page 392

Service Modules for use with Storage Bins

	45"W	60"W	70"W	75"W
15"D	●*	●	●	●

*45"W service modules have only one tip-up door.

Components

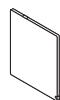


Specifying
▶ Pages 397–400

Conventional Worksurfaces

	27 ³ / ₄ "W	28 ⁷ / ₈ "W	32 ³ / ₄ "W	33 ³ / ₄ "W	39 ³ / ₄ "W	42 ³ / ₄ "W	43 ⁷ / ₈ "W	45"W	57 ³ / ₄ "W
20"D	●	●	●	●	●	●	●		●
25"D	●	●	●	●	●	●	●	●	●
30"D	●	●				●	●	●	●
35"D									●

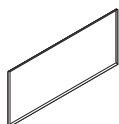
	58 ⁷ / ₈ "W	62 ³ / ₄ "W	67 ³ / ₄ "W	72 ³ / ₄ "W	87 ³ / ₄ "W
20"D	●		●		●
25"D	●	●	●	●	●
30"D	●	●	●	●	●
35"D		●	●	●	



Specifying
▶ Page 402

End Panels

	20"D	25"D	30"D	35"D
30"H	●	●	●	●

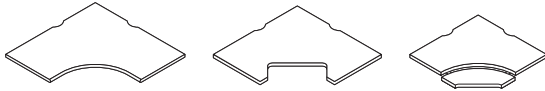


Specifying
▶ Page 404

Back Panels

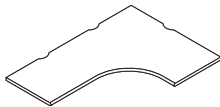
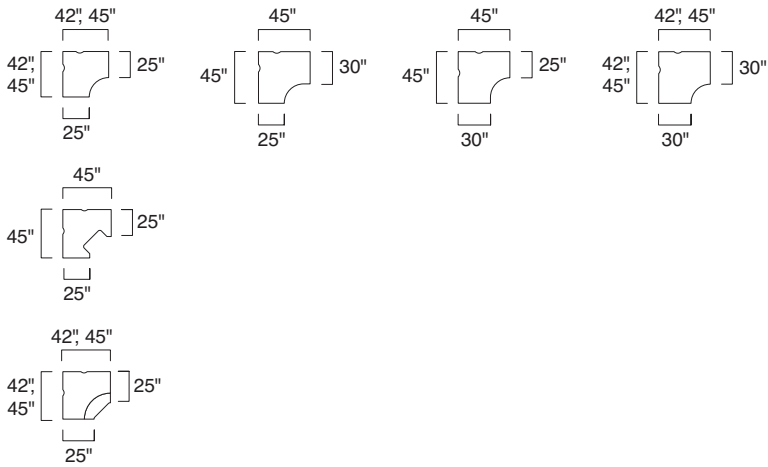
	27 ³ / ₄ "W	28 ⁷ / ₈ "W	32 ³ / ₄ "W	39 ³ / ₄ "W	42 ³ / ₄ "W	43 ⁷ / ₈ "W	45"W	57 ³ / ₄ "W	58 ⁷ / ₈ "W	62 ³ / ₄ "W	67 ³ / ₄ "W	72 ³ / ₄ "W	87 ³ / ₄ "W
20 ¹ / ₄ "H	●	●	●	●	●	●	●	●	●	●	●	●	●
25 ⁷ / ₁₆ "H	●	●	●	●	●	●	●	●	●	●	●	●	●

Options Panel-Supported Worksurfaces



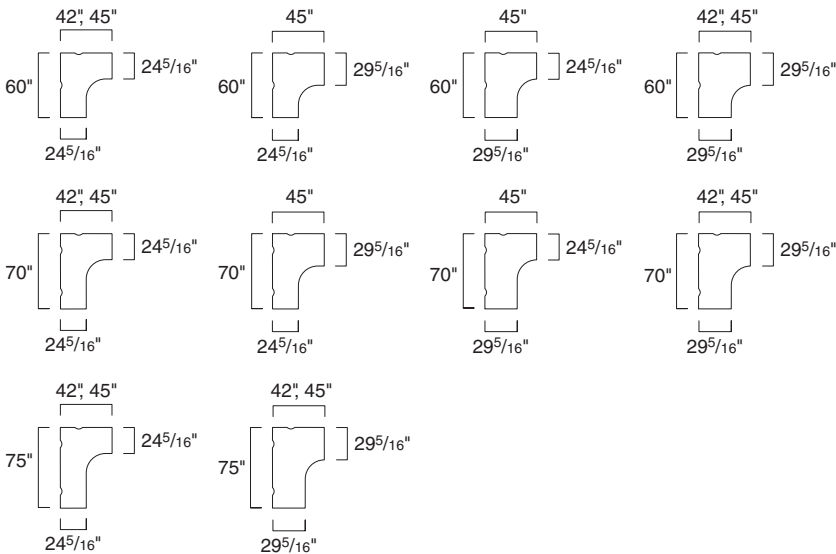
Specifying
▶ Pages 414–416

Corner Worksurfaces



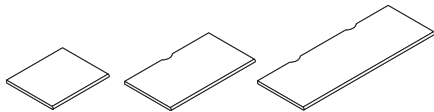
Specifying
▶ Page 418

Extended Corner Worksurfaces



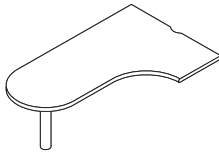
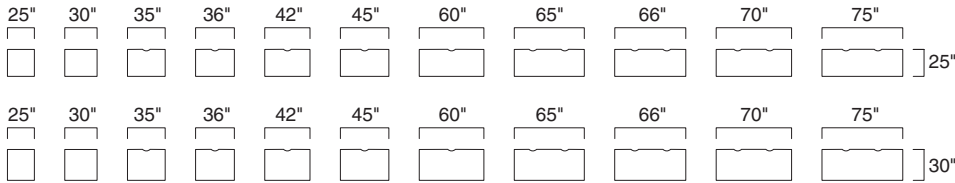
Dimensions are nominal,
but square inch measure-
ments are exact.

Options Panel-Supported Worksurfaces, continued

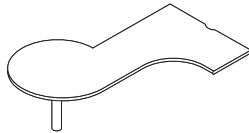


Specifying
▶ Page 420

Straight Worksurfaces

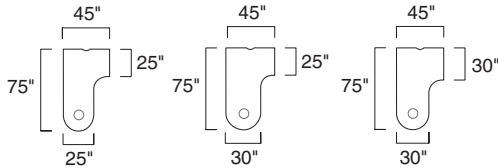


Specifying
▶ Page 422



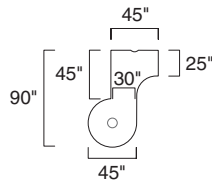
Specifying
▶ Page 423

Jetty Worksurfaces*

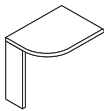


*Drawings and dimensions show left-hand units. Right-hand units are also available.

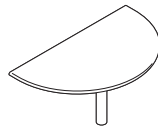
Enterprise Worksurfaces*



*Drawings and dimensions show left-hand units. Right-hand units are also available.

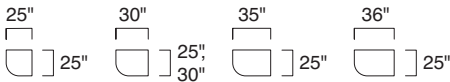


Specifying
▶ Page 424



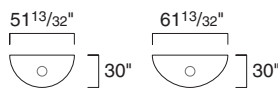
Specifying
▶ Page 425

Visitor Worksurfaces*

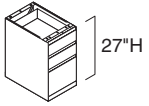


*Drawings and dimensions show left-hand units. Right-hand units are also available.

Spanner Worksurfaces



Options Storage



Specifying
▶ Page 428

Pedestals

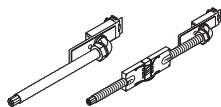
15\"W

25\"D ●

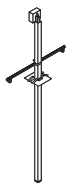
30\"D ●

Options pedestals
are for use with Options
worksurfaces.
▶ Pages 414–425

Wiring and Cabling



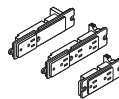
Base Power-Ins
Specifying
▶ Pages 292–293



Power Poles
Specifying
▶ Page 294



Powerways
Specifying
▶ Page 295



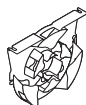
Receptacles
Specifying
▶ Page 298



Panel-Supported Receptacles
Specifying
▶ Page 299



Grommet Receptacles
Specifying
▶ Page 432



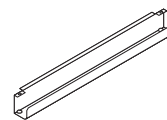
Cable and Fiber Reels
Specifying
▶ Page 432



Termination Plates
Specifying
▶ Page 433



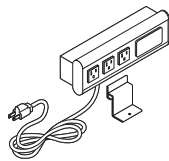
Cord Reels
Specifying
▶ Page 433



Cable Storage Trays
Specifying
▶ Page 433



Service Module Receptacle
Specifying
▶ Page 435



Power and Data Strip
Specifying
▶ Page 435

Specifying Tips

General Tips

Justical Panels

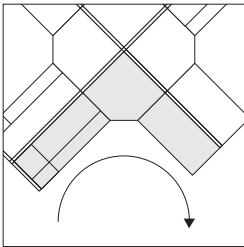
Standard Includes

- Panel with two surfaces: vertical surface and horizontal surface
- Top cap, end trim, and plain base
- Hinge: plastic

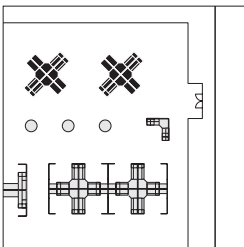
Review the features that are standard for each product before you begin to specify. You only need to include specifications for options, surface materials, and colors when you want a substitute for the standard.

To ensure that you do not overlook anything, approach the specifying process in a consistent order every time. Here are three common methods:

Specify products according to their order on the specifying pages.



Specify all workstations using a formulated pattern, such as starting at the entrance to a workstation and moving clockwise.



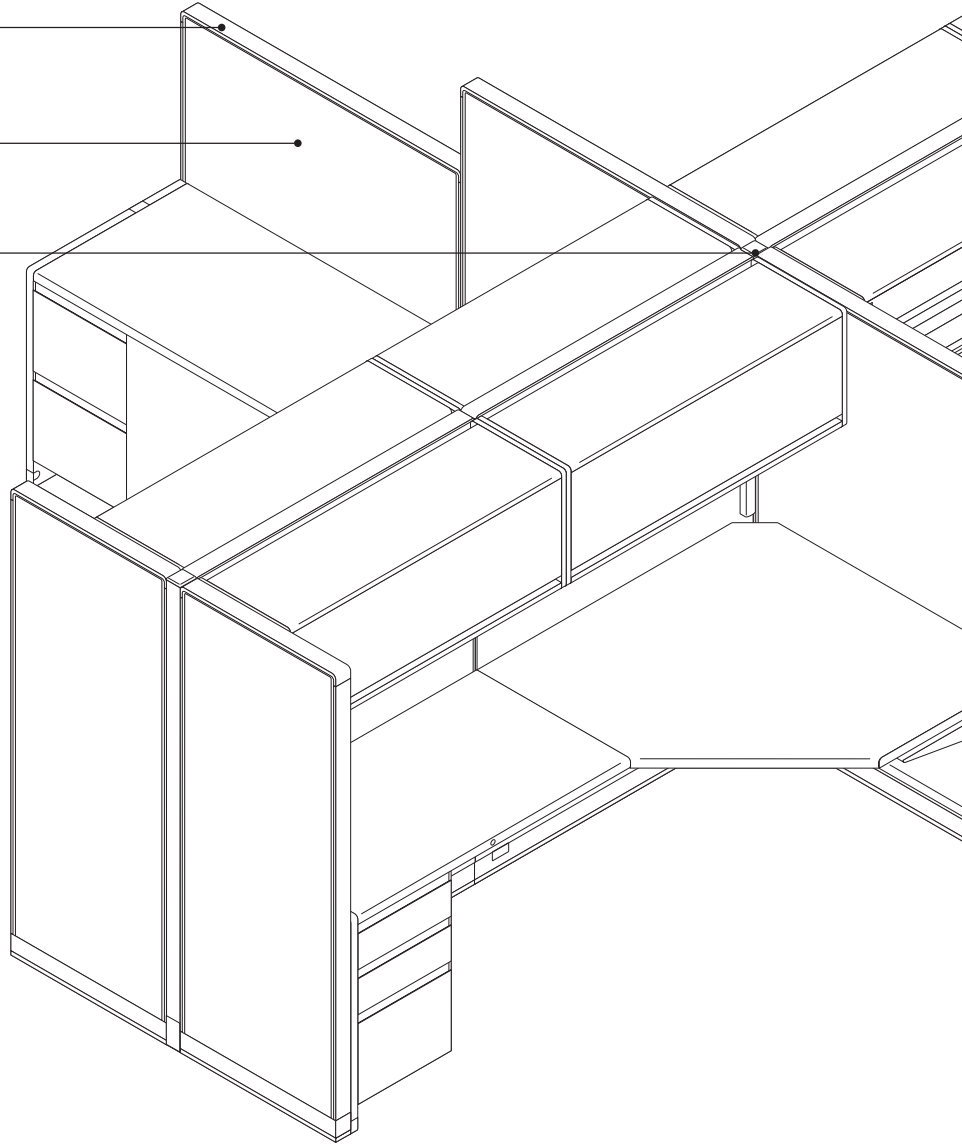
Specify each type of workstation in your installation and then determine how many of each type are needed.

Panels

Specify style numbers and surface materials for all panels.

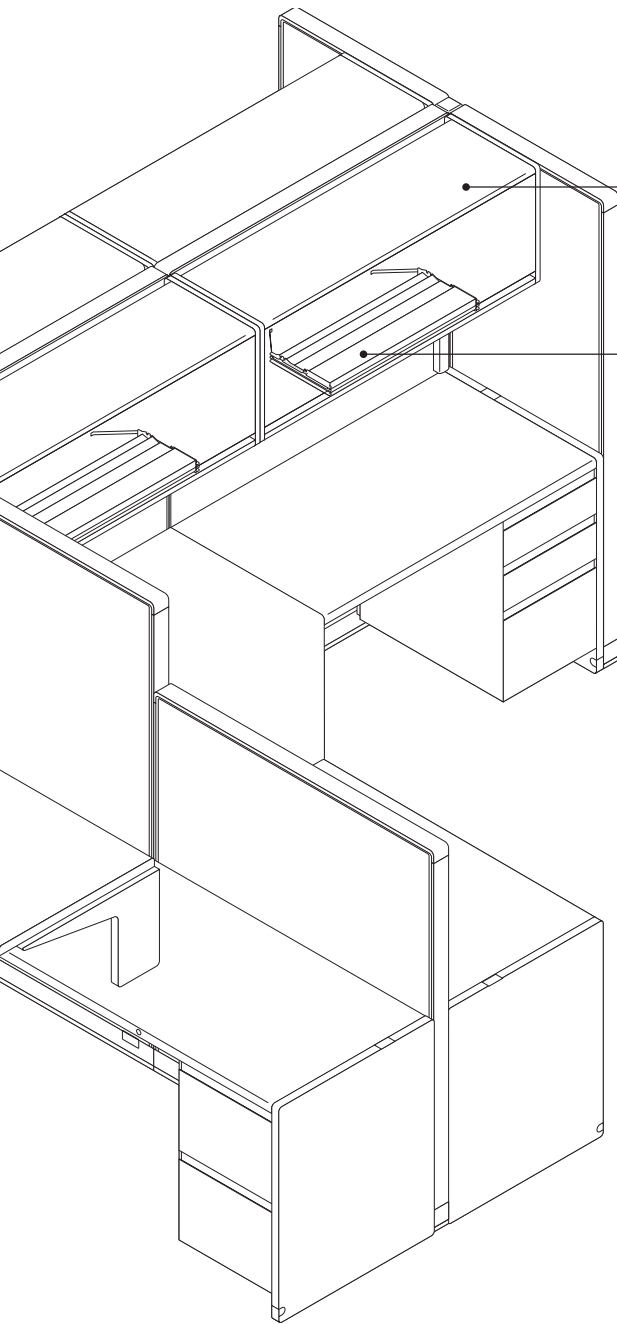
Keep track of panels that require power and list panels *with power* separately.

Specify fillers and their surface materials. Specify change-of-height trims if using wood top caps.



Worksurfaces

Specify style numbers and surface materials for all worksurface packages. Supports are included with panel-supported worksurface packages. Also specify options such as grommets, cord catchers, and any specific keying information.



Storage

Specify storage component style numbers and surface materials.

Lighting

Specify style numbers of lights.

Wiring & Cabling

If you specified with power as you ordered your panels, the only things left to specify are power-ins, power and cable poles (if desired), and receptacles.

Example of Order

Here's what the specification would be like for the installation shown at the left.

Qty.	Style No.	Description
Panels		
6	98215	65"H x 45"W tackable panels w/3-circuit power sides 1 & 2: fabric, 5664 top cap and powered base: paint, 4650 hinge: plastic, 6608
2	98115	53"H x 45"W tackable panels w/3-circuit power sides 1 & 2: fabric, 5664 top cap and powered base: paint, 4604 hinge: plastic, 6602
4	98212	65"H x 25"W tackable panels side 1: fabric, 5339 side 2: fabric, 5664 top cap and plain base: paint, 4650 hinge: plastic, 6602
Fillers		
1	9XCAP	X-configuration filler, cap only: paint, 4650
Worksurfaces		
4	99992CCM	25"D x 45"W modular corner worksurface packages (includes shared cantilevers): laminate, 2722 paint, 4650 filler strip: plastic, 6602
4	99107APLM	25"D x 45"W modular worksurfaces: laminate, 2722 end panel left, no support right end panel and trim: paint, 4650
4	99107APRM	25"D x 45"W modular worksurfaces: laminate, 2722 end panel right, no support left end panel and trim: paint, 4650
Storage		
4	9U224	25"D box/box/file pedestals: paint, 4650
4	9U223	25"D file/file pedestals: paint, 4650
8	9BBL4515	45"W overhead storage bins w/locks: paint, 4650
Lighting		
8	LSM36KD	37"W standard shelf lights with daisy chain cords, black
4	LS1FSC	Daisy chain starter cards
8	98862-65	17½"H vertical wire managers for 65"H panels: fabric, 5664
Wiring and Cabling		
1	ctn 98683-1DA15S	line 1 duplex receptacles: 6608
1	ctn 98683-2DA15S	line 2 duplex receptacles: 6608
1	ctn 98683-3DA15S	line 3 duplex receptacles: 6608
1	98669	3-circuit base power-in

Specifying Series 9000 Enhanced Panels and Related Products

Enhanced Panels and Related Products

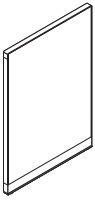
Enhanced Tackable Acoustical (SIN 711.1)	266
Enhanced Panel Stackers (SIN 711.1)	268
Enhanced Straight Transparent (SIN 711.1)	272
Enhanced Tackable Acoustical Fabric-Covered Replacement Skins (SIN 711.1)	274
Enhanced Panel Trim (SIN 711.1)	276
Enhanced Panel Filler Packages (SIN 711.1)	279
Enhanced Panel Doors (SIN 711.1)	285

Additional Related Products

Panel Brackets (SIN 711.1)	286
OSHPD Panel Brackets (SIN 711.1)	288
Panel Accessories (SIN 711.1)	289
Panel Wiring and Cabling (SIN 711.1)	292

Enhanced Tackable Acoustical Panels

SIN 711.1



Tip: To price a panel with two surface materials in different price groups, add the two fabric price group option prices together and divide by 2; then add the result to the panel base price.

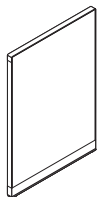
**Tip: For most fabrics, fabric application is standard in the warp horizontal direction.*

▶ See Specification Guidelines for Vertical Fabric Applications, page 452, for details on these exceptions. Warp vertical is available as an option.

Tip: Replacement tackable acoustical panel surfaces are now available as standard product. Special tools are not required. Adjacent panels are not disrupted.

Standard Includes	Required to Specify
<ul style="list-style-type: none"> • 65"H and shorter panel with two surfaces, fabric direction with horizontal application*: fabric price group 1 • 75"H panels with two surfaces, fabric direction with vertical application: fabric price group 1 • Radius top cap, end trim, and base covers with receptacle knockouts: all paint price groups • Hinge: plastic 	<ol style="list-style-type: none"> 1 Style number 2 Fabric color number for surface 1 3 Fabric color number for surface 2 4 Paint color number for top cap, end trim, and base covers 5 Plastic color number for plastic hinge 6 Options, if selected (see below) <p>▶ See <i>Surface Materials</i>, page 443.</p>

Options	Price	Required to Specify	
Surface Materials <ul style="list-style-type: none"> • Panel surface • Fabric price group 1 • Fabric price group 2 • Fabric price group 3 • Fabric price group 4 • Fabric price group 5 • Fabric price group COM 	<ul style="list-style-type: none"> No cost +\$ 34 +\$ 90 +\$142 +\$222 +\$ 32 	<ul style="list-style-type: none"> Specify fabric color number. Specify fabric color number. Specify fabric color number. Specify fabric color number. Specify fabric color number. ▶ See <i>Surface Materials Reference Manual</i> to specify. 	
<hr/> Fabric direction on 65"H and shorter panels			
<ul style="list-style-type: none"> • Vertical application 	<ul style="list-style-type: none"> No cost 	<ul style="list-style-type: none"> Specify <i>with vertical application</i>. 	
Top Cap <ul style="list-style-type: none"> • Square metal top cap • Square wood top cap • Radius wood top cap • Customiz stain on wood top cap 	<ul style="list-style-type: none"> No cost +\$111 +\$111 No cost 	<ul style="list-style-type: none"> Specify <i>with square metal top cap</i>. Specify <i>with square wood top cap</i> and select wood color number. Specify <i>with radius wood top cap</i> and select wood color number. ▶ See <i>Surface Materials Reference Manual</i>. 	
Electrical <ul style="list-style-type: none"> ▶ Pages 292–295 	Factory-installed powerway <ul style="list-style-type: none"> • 3-circuit powerway with shared neutral • 3-circuit powerway with separate neutrals • 4-circuit (3+D) powerway • 4-circuit (3I+1) powerway • 4-circuit (2+2) powerway 	<ul style="list-style-type: none"> +\$188 +\$225 +\$220 +\$264 +\$264 	<ul style="list-style-type: none"> Add suffix P3 to panel style number. Add suffix P3 to panel style number and specify <i>with separate neutrals</i>. Add suffix P4 to panel style number. Add suffix P4 to panel style number and specify <i>with 3I+1 wiring</i>. Add suffix P4 to panel style number and specify <i>with 2+2 wiring</i>.
<hr/> Field-installed powerway			
<ul style="list-style-type: none"> • For use in New York City 		<ul style="list-style-type: none"> ▶ Must specify powerway for field installation only, page 295. 	
<hr/> Factory-installed raceway			
<ul style="list-style-type: none"> • For use in Chicago with power base covers 	<ul style="list-style-type: none"> +\$161 	<ul style="list-style-type: none"> Add suffix W to panel style number. 	
Related Products <ul style="list-style-type: none"> • Panel brackets • Panel accessories • Panel wiring and cabling 		<ul style="list-style-type: none"> ▶ Page 286 ▶ Page 289 ▶ Page 292 	

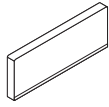


Specification Information

Width	Style Number	Base Price	Style Number	Base Price	Style Number	Base Price
	34 1/2"H		42"H		53"H	
20"	9TT3420	\$ 557	9TT4220	\$ 623	9TT5320	\$ 680
25"	9TT3425	\$ 557	9TT4225	\$ 623	9TT5325	\$ 680
30"	9TT3430	\$ 578	9TT4230	\$ 684	9TT5330	\$ 736
35"	9TT3435	\$ 664	9TT4235	\$ 752	9TT5335	\$ 808
36"			9TT4236	\$ 752	9TT5336	\$ 808
42"	9TT3442	\$ 744	9TT4242	\$ 858	9TT5342	\$ 915
45"	9TT3445	\$ 744	9TT4245	\$ 858	9TT5345	\$ 915
60"			9TT4260	\$1023	9TT5360	\$1076
	61"H		65"H		75"H	
20"	9TT6120	\$ 776	9TT6520	\$ 776	9TT7520	\$1046
25"	9TT6125	\$ 776	9TT6525	\$ 776	9TT7525	\$1046
30"	9TT6130	\$ 881	9TT6530	\$ 881	9TT7530	\$1113
35"	9TT6135	\$ 959	9TT6535	\$ 959	9TT7535	\$1180
36"	9TT6136	\$ 959	9TT6536	\$ 959	9TT7536	\$1180
42"	9TT6142	\$1059	9TT6542	\$1059	9TT7542	\$1344
45"	9TT6145	\$1059	9TT6545	\$1059	9TT7545	\$1344
60"	9TT6160	\$1215	9TT6560	\$1215		

Tackable Fabric-Covered Panel Stackers

SIN 711.1



Standard Includes	Required to Specify
<ul style="list-style-type: none"> Tackable stacker with two of the same fabric surfaces, fabric direction with horizontal application*: fabric price group 1 Trim: all paint price groups Two stacking attachment brackets Two light seal hinges: plastic 	<ol style="list-style-type: none"> Style number Fabric color number for panel surface Paint color number for trim Plastic color number for hinge Options, if selected (see below) <p>▶ See <i>Surface Materials</i>, page 443.</p>

Options	Price	Required to Specify
Surface Materials Panel surface <ul style="list-style-type: none"> Fabric price group 1 Fabric price group 2 Fabric price group 3 Fabric price group 4 Fabric price group 5 Fabric price group COM 	<ul style="list-style-type: none"> No cost +\$ 36 +\$ 90 +\$144 +\$222 +\$ 34 	<ul style="list-style-type: none"> Specify fabric color number. Specify fabric color number. Specify fabric color number. Specify fabric color number. Specify fabric color number. <p>▶ See <i>Surface Materials Reference Manual</i> to specify.</p>

Fabric direction on stacker

Vertical application	No cost	Specify with vertical application.
----------------------	---------	------------------------------------

Related Products	Enhanced tackable acoustical panels	▶ Page 266
-------------------------	-------------------------------------	------------

*Tip: For most fabrics, fabric application is standard in the warp horizontal direction.
 ▶ See Specification Guidelines for Vertical Fabric Applications, page 452, for details on these exceptions.
 Warp vertical is available as an option.

Tip: For use on enhanced panels only.

Specification Information

Width	Style Number	Base Price
:	:	:

10"H Stackers (For Stacking 65"H Base Panel to 75"H Base Panel)

20"	9TS1020	\$533
25"	9TS1025	\$536
30"	9TS1030	\$538
35"	9TS1035	\$552
36"	9TS1036	\$558
42"	9TS1042	\$564
45"	9TS1045	\$565
60"	9TS1060	\$582
:	:	:

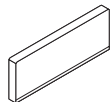
11"H Stackers (For Stacking 42"H Base Panel to 53"H Base Panel)

20"	9TS1120	\$539
25"	9TS1125	\$541
30"	9TS1130	\$544
35"	9TS1135	\$558
36"	9TS1136	\$563
42"	9TS1142	\$572
45"	9TS1145	\$573
60"	9TS1160	\$588
:	:	:

▶ **Specification Information, continued on next page**

► Specification Information, continued from previous page

Specification Information



Width	Style Number	Base Price
-------	--------------	------------

12"H Stackers (For Stacking 53"H Base Panel to 65"H Base Panel)

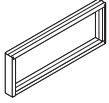
20"	9TS1220	\$540
25"	9TS1225	\$542
30"	9TS1230	\$548
35"	9TS1235	\$559
36"	9TS1236	\$564
42"	9TS1242	\$573
45"	9TS1245	\$574
60"	9TS1260	\$591

23"H Stackers (For Stacking 42"H Base Panel to 65"H Base Panel)

20"	9TS2320	\$576
25"	9TS2325	\$582
30"	9TS2330	\$584
35"	9TS2335	\$613
36"	9TS2336	\$614
42"	9TS2342	\$621
45"	9TS2345	\$623
60"	9TS2360	\$640

Glass Panel Stackers

SIN 711.1



Standard Includes	Required to Specify
<ul style="list-style-type: none"> • Glass insert: 6500 Clear • Trim: paint price group 1 • Two stacking attachment brackets • Two light seal hinges: plastic 	<ol style="list-style-type: none"> 1 Style number 2 Paint color number for trim 3 Plastic color number for hinge 4 Options, if selected (See below) <p>▶ See <i>Surface Materials</i>, page 443.</p>

Options	Price	Required to Specify
Surface Materials <ul style="list-style-type: none"> • Glass Frosted Glass 	+\$116	Specify 6530 Frosted Glass.
Related Products <ul style="list-style-type: none"> • Enhanced tackable acoustical panels 		▶ Page 266

Specification Information

• Width	• Style Number	• Base Price
---------	----------------	--------------

10"H Stackers (For Stacking 65"H Base Panel to 75"H Base Panel)

20"	9GS1020	\$577
25"	9GS1025	\$592
30"	9GS1030	\$607
35"	9GS1035	\$615
36"	9GS1036	\$617
42"	9GS1042	\$639
45"	9GS1045	\$643
60"	9GS1060	\$660

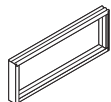
11"H Stackers (For Stacking 42"H Base Panel to 53"H Base Panel)

20"	9GS1120	\$582
25"	9GS1125	\$598
30"	9GS1130	\$613
35"	9GS1135	\$620
36"	9GS1136	\$622
42"	9GS1142	\$644
45"	9GS1145	\$648
60"	9GS1160	\$665

▶ **Specification Information, continued on next page**

► Specification Information, continued from previous page

Specification Information



Width	Style Number	Base Price
-------	--------------	------------

12"H Stackers (For Stacking 53"H Base Panel to 65"H Base Panel)

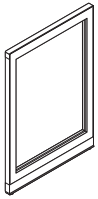
20"	9GS1220	\$587
25"	9GS1225	\$604
30"	9GS1230	\$618
35"	9GS1235	\$625
36"	9GS1236	\$628
42"	9GS1242	\$650
45"	9GS1245	\$656
60"	9GS1260	\$677

24"H Stackers (For Stacking 42"H Base Panel to 65"H Base Panel)

20"	9GS2320	\$643
25"	9GS2325	\$659
30"	9GS2330	\$680
35"	9GS2335	\$698
36"	9GS2336	\$701
42"	9GS2342	\$730
45"	9GS2345	\$741
60"	9GS2360	\$769

Enhanced Straight Transparent Panels

SIN 711.1



Tip: To price a panel with two surface materials in different price groups, add the two fabric price group option prices together and divide by 2; then add the result to the panel base price.

**Tip: For most fabrics, fabric application is standard in the warp horizontal direction.*

▶ See Specification Guidelines for Vertical Fabric Applications, page 452, for details on these exceptions. Warp vertical is available as an option.

Tip: Replacement tackable acoustical panel surfaces are now available as standard product. Special tools are not required. Adjacent panels are not disrupted.

Standard Includes	Required to Specify
<ul style="list-style-type: none"> • Transparent insert: clear tempered glass • Two frame surfaces on panels 53"H–65"H, fabric direction with horizontal application*: fabric price group 1 • Two frame surfaces on panels 75"H, fabric direction with vertical application: fabric price group 1 • Radius top cap, end trim, and base covers with receptacle knockouts: all paint price groups • Hinge: plastic 	<ol style="list-style-type: none"> 1 Style number 2 Glass color number for insert: 6500 Clear 3 Fabric color number for frame surface 1 4 Fabric color number for frame surface 2 5 Paint color number for top cap, end trim, and base covers 6 Plastic color number for hinge 7 Options, if selected (see below) <p>▶ See <i>Surface Materials</i>, page 443.</p>

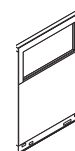
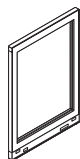
Options	Price	Required to Specify
Surface Materials Panel surface <ul style="list-style-type: none"> • Fabric price group 1 • Fabric price group 2 • Fabric price group 3 • Fabric price group 4 • Fabric price group 5 • Fabric price group COM 	<ul style="list-style-type: none"> No cost +\$ 34 +\$ 90 +\$142 +\$222 +\$ 32 	<ul style="list-style-type: none"> Specify fabric color number. Specify fabric color number. Specify fabric color number. Specify fabric color number. Specify fabric color number. ▶ See <i>Surface Materials Reference Manual</i> to specify.
Fabric direction for frame surfaces on 65"H and shorter panels		
<ul style="list-style-type: none"> • Vertical application 	No cost	Specify with vertical application.
Insert		
<ul style="list-style-type: none"> • Opaque glass 	+\$235	Specify 6518 Opaque glass color.
Top Cap		
<ul style="list-style-type: none"> • Square metal top cap • Square wood top cap 	<ul style="list-style-type: none"> No cost +\$111 	<ul style="list-style-type: none"> Specify with square metal top cap. Specify with square wood top cap and select wood color number.
<ul style="list-style-type: none"> • Radius wood top cap 	+\$111	Specify with radius wood top cap and select wood color number.
<ul style="list-style-type: none"> • Customiz stain on wood top cap 	No cost	▶ See <i>Surface Materials Reference Manual</i> .
Electrical		
<ul style="list-style-type: none"> ▶ Pages 292–295 	Factory-installed powerway <ul style="list-style-type: none"> • 3-circuit powerway with shared neutral • 3-circuit powerway with separate neutrals • 4-circuit (3+D) powerway • 4-circuit (3I+1) powerway 	<ul style="list-style-type: none"> +\$188 +\$225 +\$220 +\$264
	<ul style="list-style-type: none"> • 4-circuit (2+2) powerway 	+\$264
	Field-installed powerway <ul style="list-style-type: none"> • For use in New York City 	<ul style="list-style-type: none"> ▶ Must specify powerway for field installation only, page 295.
	Factory-installed raceway <ul style="list-style-type: none"> • For use in Chicago 	<ul style="list-style-type: none"> +\$161 Add suffix W to panel style number.
Related Products	<ul style="list-style-type: none"> • Panel brackets • Panel accessories • Panel wiring and cabling 	<ul style="list-style-type: none"> ▶ Page 286 ▶ Page 289 ▶ Page 292

Specification Information

Full Transparent Insert

**Transparent Insert
Above 28½"H Sill**

**Transparent Insert
Above 42"H Sill**



• Width	• Style • Number	• Base • Price	• Style • Number	• Base • Price	• Style • Number	• Base • Price
---------	---------------------	-------------------	---------------------	-------------------	---------------------	-------------------

65"H

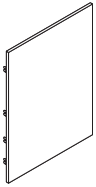
20"	9FG6520	\$1117	9HG6520	\$1489	9TG6520	\$1583
25"	9FG6525	\$1117	9HG6525	\$1489	9TG6525	\$1583
30"	9FG6530	\$1221	9HG6530	\$1590	9TG6530	\$1686
35"	9FG6535	\$1341	9HG6535	\$1714	9TG6535	\$1807
36"	9FG6536	\$1341	9HG6536	\$1714	9TG6536	\$1807
42"	9FG6542	\$1520	9HG6542	\$1889	9TG6542	\$1983
45"	9FG6545	\$1520	9HG6545	\$1889	9TG6545	\$1983

75"H

20"	9FG7520	\$1287	9HG7520	\$1712	9TG7520	\$1818
25"	9FG7525	\$1287	9HG7525	\$1712	9TG7525	\$1818
30"	9FG7530	\$1401	9HG7530	\$1830	9TG7530	\$1936
35"	9FG7535	\$1546	9HG7535	\$1972	9TG7535	\$2079
36"	9FG7536	\$1546	9HG7536	\$1972	9TG7536	\$2079
42"	9FG7542	\$1753	9HG7542	\$2176	9TG7542	\$2279
45"	9FG7545	\$1753	9HG7545	\$2176	9TG7545	\$2279

Tackable Acoustical Fabric-Covered Replacement Skins

SIN 711.1



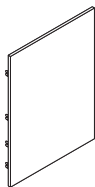
Tip: Remember to order replacement skins for both sides of the panel.

**Tip: For most fabrics, fabric application is standard in the warp horizontal direction.
 ▶ See Specification Guidelines for Vertical Fabric Applications, page 452, for details on these exceptions. Warp vertical is available as an option.*

Standard Includes	Required to Specify
<ul style="list-style-type: none"> • 28"H–65"H skins, fabric direction with horizontal application*: fabric price group 1 • 75"H skins, fabric direction with vertical application: fabric price group 1 	<ul style="list-style-type: none"> 1 Style number 2 Fabric color number for skin surface 3 Options, if selected (see below) ▶ See <i>Surface Materials</i>, page 443.

Surface Materials	Options	Price	Required to Specify
	Panel surface		
	• Fabric price group 1	No cost	Specify fabric color number.
	• Fabric price group 2	+\$ 17	Specify fabric color number.
	• Fabric price group 3	+\$ 45	Specify fabric color number.
	• Fabric price group 4	+\$ 71	Specify fabric color number.
	• Fabric price group 5	+\$111	Specify fabric color number.
	• Fabric price group COM	+\$ 16	Specify fabric color number.
			▶ See <i>Surface Materials Reference Manual</i> to specify.

Fabric direction on 65"H and shorter skins			Required to Specify
	• Vertical application	No cost	Specify with vertical application.



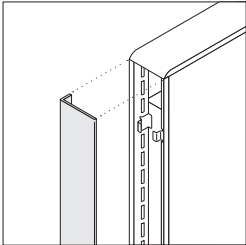
Specification Information

Width	Style Number	Base Price	Style Number	Base Price	Style Number	Base Price
28"H Panels			34"H Panels		42"H Panels	
20"	9RT2820	\$132	9RT3420	\$138	9RT4220	\$152
25"	9RT2825	\$141	9RT3425	\$152	9RT4225	\$162
30"	9RT2830	\$154	9RT3430	\$162	9RT4230	\$172
35"	9RT2835	\$165	9RT3435	\$172	9RT4235	\$184
36"	9RT2836	\$166			9RT4236	\$188
42"	9RT2842	\$183	9RT3442	\$190	9RT4242	\$200
45"	9RT2845	\$188	9RT3445	\$195	9RT4245	\$207
60"					9RT4260	\$240
53"H Panels			61"H Panels		65"H Panels	
20"	9RT5320	\$162	9RT6120	\$172	9RT6520	\$184
25"	9RT5325	\$172	9RT6125	\$184	9RT6525	\$195
30"	9RT5330	\$184	9RT6130	\$195	9RT6530	\$207
35"	9RT5335	\$195	9RT6135	\$207	9RT6535	\$216
36"	9RT5336	\$198	9RT6136	\$208	9RT6536	\$218
42"	9RT5342	\$212	9RT6142	\$219	9RT6542	\$233
45"	9RT5345	\$216	9RT6145	\$230	9RT6545	\$240
60"	9RT5360	\$251	9RT6160	\$262	9RT6560	\$272
75"H Panels						
20"	9RT7520	\$207				
25"	9RT7525	\$216				
30"	9RT7530	\$230				
35"	9RT7535	\$240				
36"	9RT7536	\$242				
42"	9RT7542	\$256				
45"	9RT7545	\$262				

Enhanced Panel Trim

SIN 711.1

Painted End-of-Run Trim



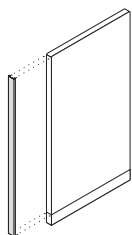
Tip: End-of-run trim is used as a replacement for standard trim to eliminate cable pass-through access.

Standard Includes	Required to Specify
<ul style="list-style-type: none"> End-of-run trim: all paint price groups 	<ul style="list-style-type: none"> 1 Style number 2 Paint color number for end-of-run trim ▶ See <i>Surface Materials</i>, page 443.

Specification Information

Panel Height	Style Number	Price
34½"	9MER34	\$47
42"	9MER42	\$47
53"	9MER53	\$47
61"	9MER61	\$47
65"	9MER65	\$47
75"	9MER75	\$48
:	:	:

Wood End-of-Run Trim



Standard Includes	Required to Specify
-------------------	---------------------

- | | |
|---|--|
| <ul style="list-style-type: none"> End-of-run trim: wood | <ul style="list-style-type: none"> 1 Style number 2 Wood color number for end-of-trim 3 Options, if selected (see below) ▶ See <i>Surface Materials</i>, page 443. |
|---|--|

Options	Price	Required to Specify
---------	-------	---------------------

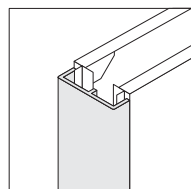
- | | | |
|---|---------|---|
| Surface Materials <ul style="list-style-type: none"> Customiz stain on wood | No cost | ▶ See <i>Surface Materials Reference Manual</i> . |
|---|---------|---|

Specification Information

Panel Height	Style Number	Price
--------------	--------------	-------

For Applications with Panel-Supported Components Attached to One Side of Panel

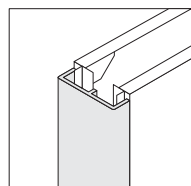
34 1/2"	9WER34	\$143
42"	9WER42	\$177
53"	9WER53	\$177
61"	9WER61	\$197
65"	9WER65	\$197
75"	9WER75	\$215
:	:	:



Blocks slotted channel on **one side** of panel.

For Straight Transparent Panels, Open Frame Panels, and Panels with Tackable Fabric on Both Sides

34 1/2"	9WERFF34	\$157
42"	9WERFF42	\$175
53"	9WERFF53	\$175
61"	9WERFF61	\$200
65"	9WERFF65	\$200
75"	9WERFF75	\$214
:	:	:

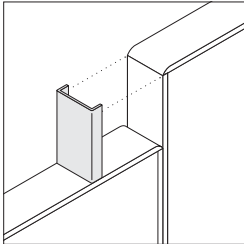


Blocks slotted channel on **both sides** of panel.

Enhanced Panel Trim, continued

SIN 711.1

Wood In-Line Change-of-Height Trim



Blocks slotted channel on **both sides** of panel.

Standard Includes	Required to Specify
-------------------	---------------------

<ul style="list-style-type: none"> In-line change-of-height trim: wood 	<ul style="list-style-type: none"> 1 Style number 2 Wood color number for change-of-height trim 3 Options, if selected (see below) ▶ See <i>Surface Materials</i>, page 443.
---	--

Options	Price	Required to Specify
---------	-------	---------------------

Surface Materials <ul style="list-style-type: none"> Customiz stain on wood 	No cost	▶ See <i>Surface Materials Reference Manual</i> .
---	---------	---

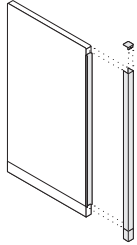
Specification Information			
• Highest Panel Height	• Lowest Panel Height	• Style Number	• Price

42"	34½"	9WCH4234	\$ 99
53"	34½"	9WCH5334	\$118
53"	42"	9WCH5342	\$118
61"	34½"	9WCH6134	\$133
61"	42"	9WCH6142	\$133
61"	53"	9WCH6153	\$133
65"	34½"	9WCH6534	\$137
65"	42"	9WCH6542	\$137
65"	53"	9WCH6553	\$137
65"	61"	9WCH6561	\$137
75"	34½"	9WCH7534	\$142
75"	42"	9WCH7542	\$142
75"	53"	9WCH7553	\$142
75"	61"	9WCH7561	\$142
75"	65"	9WCH7565	\$142
:	:	:	:

Enhanced Panel Filler Packages

SIN 711.1

Enhanced Panel End-of-Run Filler Packages



Tip: Filler package height must match height of tallest panel.

*Tip: For most fabrics, fabric application is standard in the warp horizontal direction.
 ▶ See Specification Guidelines for Vertical Fabric Applications, page 452, for details on these exceptions. Warp vertical is available as an option.

Standard Includes	Required to Specify
<ul style="list-style-type: none"> • 34½"H–65"H filler cover, fabric direction with horizontal application*, if applicable: all fabric price groups or wood • 75"H filler cover, fabric direction with vertical application, if applicable: all fabric price groups or wood • Radius top cap: —paint with fabric-covered filler cover • Base cover: all paint price groups • Carrier: black paint only 	<ol style="list-style-type: none"> 1 Style number 2 Color number for filler cover 3 Color number for top cap on fabric-covered version 4 Paint color number for base cover 5 Options, if selected (see below) ▶ See <i>Surface Materials</i>, page 443.

Options	Price	Required to Specify
Surface Materials • Fabric direction on 65"H and shorter fabric-covered fillers • Vertical application	No cost	Specify with vertical application.
Top Cap • Square metal top cap • Square wood top cap on fabric-covered version • Radius wood top cap on fabric-covered version • Customiz stain on wood top cap	No cost +\$99 +\$99 No cost	Specify with square top cap. Specify with square wood top cap and select wood color number. Specify with radius wood top cap and select wood color number. ▶ See <i>Surface Materials Reference Manual</i> .

Specification Information

• Panel Height	• Style Number	• Base Price

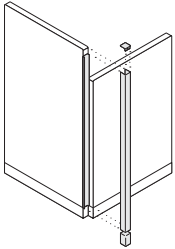
Fabric-Covered Filler Cover

34½"	9ERF34	\$123
42"	9ERF42	\$157
53"	9ERF53	\$162
61"	9ERF61	\$169
65"	9ERF65	\$174
75"	9ERF75	\$186

Enhanced Panel Filler Packages, continued

SIN 711.1

Enhanced Panel L-Configuration Filler Packages



Tip: Filler package height must match height of tallest panel.

**Tip: For most fabrics, fabric application is standard in the warp horizontal direction. See Specification Guidelines for Vertical Fabric Applications, page 452, for details on these exceptions. Warp vertical is available as an option.*

Standard Includes	Required to Specify
<ul style="list-style-type: none"> • 34½"H–65"H filler cover, fabric direction with horizontal application*, if applicable: all fabric price groups or wood • 75"H filler cover, fabric direction with vertical application, if applicable: all fabric price groups or wood • Radius top cap: <ul style="list-style-type: none"> — paint with fabric-covered filler • Base cover: all paint price groups • Carrier: black paint only 	<ol style="list-style-type: none"> 1 Style number 2 Color number for filler 3 Color number for top cap on fabric-covered version 4 Paint color number for base cover 5 Options, if selected (see below) <ul style="list-style-type: none"> ▶ See <i>Surface Materials</i>, page 443.

Options	Price	Required to Specify
Surface Materials • Fabric direction on 65"H and shorter fabric-covered fillers • Vertical application	No cost	Specify with vertical application.
Top Cap • Square metal top cap • Square wood top cap on fabric-covered version • Radius wood top cap on fabric-covered version	No cost +\$99 +\$99	Specify with square top cap. Specify with square wood top cap and select wood color number. Specify with radius wood top cap and select wood color number.

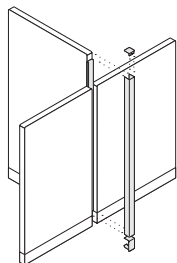
Specification Information

Panel Height	Style Number	Base Price

With Fabric-Covered Filler

34½"	9L34	\$128
42"	9L42	\$162
53"	9L53	\$166
61"	9L61	\$173
65"	9L65	\$180
75"	9L75	\$191
:	:	:

Enhanced Panel T-Configuration Filler Packages



Tip: Back filler must be ordered separately to fill the gap in some change-of-height applications.
▶ Page 283

Tip: Filler package height must match height of tallest panel.

*Tip: For most fabrics, fabric application is standard in the warp horizontal direction.
▶ See Specification Guidelines for Vertical Fabric Applications, page 452, for details on these exceptions. Warp vertical is available as an option.

Standard Includes	Required to Specify
<ul style="list-style-type: none"> • 34½"H–65"H filler cover, fabric direction with horizontal application*, if applicable: all fabric price groups or wood • 75"H filler cover, fabric direction with vertical application, if applicable: all fabric price groups or wood • Radius top cap: <ul style="list-style-type: none"> — paint with fabric-covered filler — wood with wood filler • Base cover: all paint price groups • Carrier: black paint only 	<ol style="list-style-type: none"> 1 Style number 2 Color number for filler 3 Color number for top cap on fabric-covered version 4 Paint color number for base cover 5 Options, if selected (see below) <p>▶ See <i>Surface Materials</i>, page 443.</p>

Options	Price	Required to Specify
Surface Materials <ul style="list-style-type: none"> • Fabric direction on 65"H and shorter fabric-covered fillers <ul style="list-style-type: none"> • Vertical application 	No cost	Specify with vertical application.
Filler cover <ul style="list-style-type: none"> • Customiz stain on wood filler 	No cost	▶ See <i>Surface Materials Reference Manual</i> .
Top Cap <ul style="list-style-type: none"> • Square metal top cap • Square wood top cap on fabric-covered version • Radius wood top cap on fabric-covered version • Customiz stain on wood top cap 	No cost +\$99 +\$99 No cost	Specify with square top cap. Specify with square wood top cap and select wood color number. Specify with radius wood top cap and select wood color number. ▶ See <i>Surface Materials Reference Manual</i> .

Specification Information

Panel Height	Style Number	Base Price

With Fabric-Covered Filler

34½"	9T34	\$128
42"	9T42	\$162
53"	9T53	\$166
61"	9T61	\$173
65"	9T65	\$180
75"	9T75	\$191

With Wood Filler and Top Cap

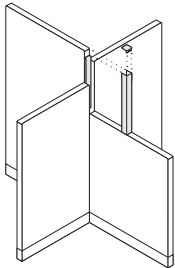
34½"	9TW34	\$285
42"	9TW42	\$319

Series 9000

Enhanced Panel Filler Packages, continued

SIN 711.1

Enhanced Panel X-Configuration Filler Packages



Tip: Back filler must be ordered separately to fill the gap in some change-of-height applications.
 ▶ Page 283

*Tip: For most fabrics, fabric application is standard in the warp horizontal direction.
 ▶ See Specification Guidelines for Vertical Fabric Applications, page 452, for details on these exceptions. Warp vertical is available as an option.

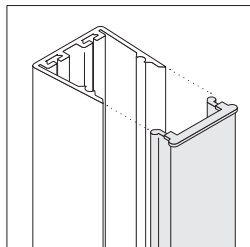
Tip: If highest panel is 75"H, then fabric will be applied in the warp vertical application.

Standard Includes	Required to Specify
<ul style="list-style-type: none"> • Filler, fabric direction with horizontal application*: all fabric price groups • Radius top cap: paint • Carrier: black paint only 	<ol style="list-style-type: none"> 1 Style number 2 Fabric color number for filler 3 Paint color number for top cap 4 Options, if selected (see below) <p>▶ See <i>Surface Materials</i>, page 443.</p>

Options	Price	Required to Specify
Surface Materials <ul style="list-style-type: none"> • Fabric direction • Warp vertical on directional fabrics 	No cost	▶ Specify with warp vertical, page 452.
Top Cap <ul style="list-style-type: none"> • Square metal top cap • Square wood top cap • Radius wood top cap • Customiz stain on wood top cap 	No cost +\$99 +\$99 No cost	Specify with square top cap. Specify with square wood top cap and select wood color number. Specify with radius wood top cap and select wood color number. ▶ See <i>Surface Materials Reference Manual</i> .

Specification Information			
Higher Panel Height	Lower Panel Height	Style Number	Base Price
42"	34½"	9XF4234	\$ 91
53"	34½"	9XF5334	\$102
53"	42"	9XF5342	\$ 97
61"	34½"	9XF6134	\$108
61"	42"	9XF6142	\$102
61"	53"	9XF6153	\$ 91
65"	34½"	9XF6534	\$128
65"	42"	9XF6542	\$104
65"	53"	9XF6553	\$ 97
65"	61"	9XF6561	\$ 84
75"	34½"	9XF7534	\$162
75"	42"	9XF7542	\$128
75"	53"	9XF7553	\$104
75"	61"	9XF7561	\$100
75"	65"	9XF7565	\$ 97

Enhanced Panel Back Fillers



Tip: Use in conjunction with appropriate T-configuration filler package.
 ▶ Page 281

*Tip: For most fabrics, fabric application is standard in the warp horizontal direction.
 ▶ See Specification Guidelines for Vertical Fabric Applications, page 452, for details on these exceptions. Warp vertical is available as an option.

Tip: If highest panel is 75"H, then fabric will be applied in the warp vertical application.

Standard Includes	Required to Specify
-------------------	---------------------

- | | |
|--|--|
| <ul style="list-style-type: none"> • Filler, fabric direction with horizontal application*: all fabric price groups | <ul style="list-style-type: none"> 1 Style number 2 Fabric color number for back filler 3 Options, if selected (see below) ▶ See <i>Surface Materials</i>, page 443. |
|--|--|

Options	Price	Required to Specify
---------	-------	---------------------

- | | | |
|---|---------|------------------------------------|
| Surface Materials <ul style="list-style-type: none"> • Fabric direction on filler • Vertical application | No cost | Specify with vertical application. |
|---|---------|------------------------------------|

Specification Information			
---------------------------	--	--	--

Higher Panel Height	Lower Panel Height	Style Number	Price
42"	34½"	9BF4234	\$23
53"	34½"	9BF5334	\$29
53"	42"	9BF5342	\$27
61"	34½"	9BF6134	\$34
61"	42"	9BF6142	\$29
61"	53"	9BF6153	\$23
65"	34½"	9BF6534	\$36
65"	42"	9BF6542	\$33
65"	53"	9BF6553	\$27
65"	61"	9BF6561	\$20
75"	34½"	9BF7534	\$38
75"	42"	9BF7542	\$36
75"	53"	9BF7553	\$33
75"	61"	9BF7561	\$27
75"	65"	9BF7565	\$27
:	:	:	:

Series 9000

Enhanced Panel Filler Packages, continued

SIN 711.1

Enhanced Panel Top Cap for Use at All Panel Junctions



Tip: All panels must be the same height regardless of configuration.

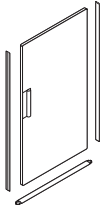
Standard Includes	Required to Specify
<ul style="list-style-type: none"> • Carton of six radius top caps: all paint price groups 	<ul style="list-style-type: none"> 1 Style number 2 Paint color number for top cap 3 Options, if selected (see below) ▶ See <i>Surface Materials</i>, page 443.

Options	Price	Required to Specify
Top Cap		
<ul style="list-style-type: none"> • Square metal top cap 	No cost	Specify <i>with square metal top cap</i> .
<ul style="list-style-type: none"> • Radius wood top cap 	+\$34	Specify <i>with radius wood top cap</i> .
<ul style="list-style-type: none"> • Square wood top cap 	+\$34	Specify <i>with square wood top cap</i> and select wood color number.
<ul style="list-style-type: none"> • Customiz stain on wood top cap 	No cost	Specify <i>with Customiz stain</i> .
		▶ See <i>Surface Materials Reference Manual</i> .

Specification Information	
Style Number	Base Price
9XCAP	\$66

Enhanced Panel Doors

SIN 711.1



Tip: To price a panel with two surface materials in different price groups, add the two fabric price group option prices together and divide by 2; then add the result to the panel base price.

Tip: When ordering a panel door, specify inside first, then outside. If not identified, first surface specified will be inside.

**Tip: For most fabrics, fabric application is standard in the warp horizontal direction. See Specification Guidelines for Vertical Fabric Applications, page 452, for details on these exceptions. Warp vertical is available as an option.*

Standard Includes	Required to Specify
<ul style="list-style-type: none"> 65"H panel door, fabric direction with horizontal application*: fabric price group 1 75"H panel door, fabric direction with vertical application: fabric price group 1 Door trim and end covers: all paint price groups Threshold: stainless steel only Corner post, included in corner application version: paint 	<ol style="list-style-type: none"> Style number Fabric color number for surface 1 (inside) Fabric color number for surface 2 (outside) Paint color number for door trim, end covers, and corner post, if selected Options, if selected (see below) <ul style="list-style-type: none"> ▶ See <i>Surface Materials</i>, page 443.

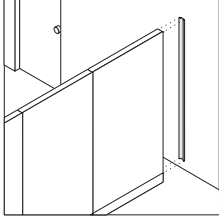
Options	Price	Required to Specify
Surface Materials <ul style="list-style-type: none"> Panel surface Fabric price group 1 Fabric price group 2 Fabric price group 3 Fabric price group 4 Fabric price group 5 Fabric price group COM 	<ul style="list-style-type: none"> No cost +\$ 34 +\$ 90 +\$142 +\$222 +\$ 32 	<ul style="list-style-type: none"> Specify fabric color number. Specify fabric color number. Specify fabric color number. Specify fabric color number. Specify fabric color number. ▶ See <i>Surface Materials Reference Manual</i> to specify.
Fabric direction on 65"H door <ul style="list-style-type: none"> Vertical application 		<ul style="list-style-type: none"> No cost Specify with vertical application.

Specification Information				
Width	Style Number	Base Price	Style Number	Base Price
65"H		75"H		
Straight Application				
35"	9FF65DRA	\$1533	9FF75DRA	\$1687
Corner Application				
35"	9FF65DRB	\$1627	9FF75DRB	\$1804

Panel Brackets

SIN 711.1

Wall-Attachment Brackets for Enhanced Panels



Standard Includes	Required to Specify
<ul style="list-style-type: none"> Bracket: all paint price groups 	<ul style="list-style-type: none"> 1 Style number 2 Paint color number for bracket ▶ See <i>Surface Materials</i>, page 443.

Specification Information		
• Height	• Style Number	• Price

Enhanced Wall-Attachment Brackets

34½"	9AB34	\$ 73
42"	9AB42	\$ 92
53"	9AB53	\$ 92
61"	9AB61	\$104
65"	9AB65	\$104
75"	9AB75	\$122

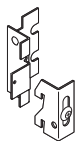
Panel-Stabilizer Bracket



Standard Includes	Required to Specify
<ul style="list-style-type: none"> Pair of brackets: black paint only 	<ul style="list-style-type: none"> Style number

Specification Information	
• Style Number	• Price
98753	\$22

Parallel Clamp



Standard Includes		Required to Specify
<ul style="list-style-type: none"> • Carton of five clamps: black paint only 		Style number
Specification Information		
Style Number	Price	
98757	\$83	

Alignment Plate



Standard Includes		Required to Specify
<ul style="list-style-type: none"> • Carton of six alignment plates: black paint only 		Style number
Specification Information		
Style Number	Price	
98756	\$77	

OSHPD Panel Brackets

SIN 711.1

In-Line Hinge (OSHPD)



Standard Includes	Required to Specify
• Carton of six hinges: black paint only	Style number

Specification Information

• Style Number	• Price
98756A	\$61

90° Hinge (OSHPD)

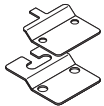


Standard Includes	Required to Specify
• Carton of six hinges: black paint only	Style number

Specification Information

• Style Number	• Price
98756B	\$61

Anchor Bracket (OSHPD)



Tip: Four anchor bracket packages are required for each cabinet.

Standard Includes	Required to Specify
• Anchor bracket: black paint only	Style number

Specification Information

• Style Number	• Price
98769	\$31

Panel Accessories

SIN 711.1

Gripper Glide Cap



Standard Includes	Required to Specify
<ul style="list-style-type: none"> • Carton of twelve gripper glide caps: soft black plastic only 	Style number

Specification Information

• Style Number	• Price
CGGC12	\$50
•	•

Panel Coat Hook



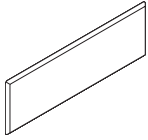
Standard Includes	Required to Specify
<ul style="list-style-type: none"> • Carton of six coat hooks: clear plastic only 	Style number

Specification Information

• Style Number	• Price
98814B	\$52
•	•

SIN 711.1

Tackboards



Standard Includes	Required to Specify
<ul style="list-style-type: none"> Tackboard, fabric direction with horizontal application*: fabric price group 1 Hardware: black paint only 	<ol style="list-style-type: none"> Style number Fabric color number for tackboard Options, if selected (see below) <p>▶ See <i>Surface Materials</i>, page 443.</p>

Options	Price	Required to Specify
Tackboard Surface		
<ul style="list-style-type: none"> Fabric price group 1 Fabric price group 2 Fabric price group 3 Fabric price group 4 Fabric price group 5 Fabric price group COM 	No cost +\$ 12 +\$ 51 +\$ 69 +\$111 +\$ 16	Specify fabric color number. Specify fabric color number. Specify fabric color number. Specify fabric color number. Specify fabric color number. ▶ See <i>Surface Materials Reference Manual</i> to specify.

Fabric direction on 30"W-60"W tackboards

<ul style="list-style-type: none"> Vertical application 	No cost	Specify with vertical application.
--	---------	------------------------------------

Related Products

<ul style="list-style-type: none"> Wall channels 	▶ Page 396
---	------------

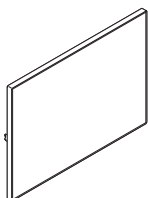
*Tip: For most fabrics, fabric application is standard in the warp horizontal direction.

▶ See Specification Guidelines for Vertical Fabric Applications, page 452, for details on these exceptions. Warp vertical is available as an option.

Specification Information

Depth	Style Number	Base Price	Style Number	Base Price
15"H Tackboards		18"H Tackboards		
30"	981530T	\$156	981830T	\$166
35"	981535T	\$170	981835T	\$173
36"	981536T	\$170	981836T	\$173
42"	981542T	\$197	981842T	\$202
45"	981545T	\$197	981845T	\$202
60"	981560T	\$242	981860T	\$286
70"	981570T	\$286	981870T	\$347
75"	981575T	\$286	981875T	\$347

Markerboards



Standard Includes	Required to Specify
<ul style="list-style-type: none"> • Markerboard: white laminate • Frame: black only 	1 Style number 2 Options, if selected (see below)

Options	Price	Required to Specify
Markerboard Tray <ul style="list-style-type: none"> • Black only 	+\$59	Specify <i>with markerboard tray</i> .

Specification Information				
• Dimensions			• Style	• Base
D	W	H	Number	Price
3/4"	30"	33"	98595P	\$462
3/4"	35"	33"	98596P	\$477
3/4"	36"	33"	98597P	\$482
3/4"	42"	33"	98598P	\$517
3/4"	45"	33"	98599P	\$532
3/4"	60"	33"	98594P	\$598
:	:	:	:	:

Panel Wiring and Cabling

SIN 711.1

Base Power-Ins

Tip: Three-circuit with separate neutrals and all four-circuit base power-ins can only fit in larger-size receptacle openings.

Standard Includes	Required to Specify
<ul style="list-style-type: none"> • Right-angle base power-in assembly • 6'-long, 1/2"-diameter conduit: black only • 3-circuit with shared neutral or 4-circuit 3+D 	<ol style="list-style-type: none"> 1 Style number 2 Paint color number is required for base power-in for use in New York City 3 Options, if selected (see below) <p>▶ See <i>Surface Materials</i>, page 443.</p>

Options	Price	Required to Specify
Wiring Schematics Three circuit <ul style="list-style-type: none"> • Separate neutrals (large-size opening only) 	+\$37	Specify with <i>separate neutrals</i> .
Four circuit <ul style="list-style-type: none"> • 2+2 wiring schematic • 3I+1 wiring schematic 	+\$44 +\$44	Specify with <i>2+2 wiring</i> . Specify with <i>3I+1 wiring</i> .

Specification Information

• Fits	• Style Number	• Base Price
•	•	•

3-Circuit

Standard- or larger-size opening	98669	\$258
----------------------------------	--------------	-------

For Use in New York City

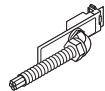
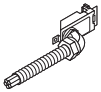
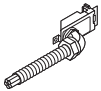
Standard- or larger-size opening	986691	\$258
•	•	•

4-Circuit (3+D)

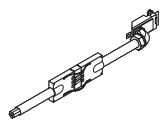
Larger-size opening only	986694	\$281
--------------------------	---------------	-------

For Use in New York City

Larger-size opening only	987801	\$281
•	•	•



Breakaway Base Power-Ins (OSHPD)



Tip: Three-circuit with separate neutrals and all four-circuit base power-ins can only fit in larger-size receptacle openings.

Standard Includes	Required to Specify
-------------------	---------------------

- | | |
|---|--|
| <ul style="list-style-type: none"> • Breakaway base power-in assembly • 6'-long, 1/2"-diameter conduit: black only • 3-circuit wiring schematic with shared neutral or 4-circuit 3+D | <ul style="list-style-type: none"> 1 Style number 2 Options, if selected (see below) |
|---|--|

Options	Price	Required to Specify
---------	-------	---------------------

Wiring Schematics	Three circuit <ul style="list-style-type: none"> • Separate neutrals (large-size opening only) 	+\$37	Specify <i>with separate neutrals</i> .
	Four circuit <ul style="list-style-type: none"> • 2+2 wiring schematic • 3I+1 wiring schematic 	+\$44 +\$44	Specify <i>with 2+2 wiring</i> . Specify <i>with 3I+1 wiring</i> .

Specification Information		
Fits	Style Number	Base Price

Fits	Style Number	Base Price

3-Circuit

Standard- or larger-size opening	98669C	\$313

4-Circuit (3+D)

Larger-size opening only	986694C	\$340

Panel Wiring and Cabling, continued

SIN 711.1

Power Poles and Cable Poles for Enhanced Panels



Tip: Must be used in conjunction with fillers.
▶ Pages 279–283

Tip: Ceiling heights up to 10' can be accommodated.

Standard Includes	Required to Specify
<ul style="list-style-type: none"> • Pole: all paint price groups • Ceiling trim plate: white paint only • Internal electrical harness, in power pole only, 3-circuit with shared neutral or 4-circuit 3+D • Junction box • Mounting brackets 	<ul style="list-style-type: none"> 1 Style number 2 Paint color number for pole 3 Options, if selected (see below) ▶ See <i>Surface Materials</i>, page 443.

Options	Price	Required to Specify
Wiring Schematics Three circuit <ul style="list-style-type: none"> • Separate neutrals 	+\$37	Specify with separate neutrals.
Four circuit <ul style="list-style-type: none"> • 2+2 wiring schematic • 3I+1 wiring schematic 	+\$44 +\$44	Specify with 2+2 wiring. Specify with 3I+1 wiring.

Specification Information

Panel Height	Style Number	Base Price
--------------	--------------	------------

3-Circuit Power Pole

34½"	9MPC34P3	\$671
42"	9MPC42P3	\$681
53"	9MPC53P3	\$681
61"	9MPC61P3	\$671
65"	9MPC65P3	\$671
75"	9MPC75P3	\$681
⋮	⋮	⋮

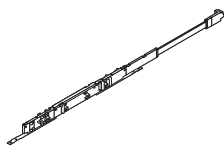
4-Circuit (3+D) Power Pole

34½"	9MPC34P4	\$721
42"	9MPC42P4	\$731
53"	9MPC53P4	\$731
61"	9MPC61P4	\$721
65"	9MPC65P4	\$721
75"	9MPC75P4	\$731
⋮	⋮	⋮

Cable Pole

34½"	9MPC34	\$410
42"	9MPC42	\$420
53"	9MPC53	\$420
61"	9MPC61	\$410
65"	9MPC65	\$410
75"	9MPC75	\$420
⋮	⋮	⋮

Powerways (field installed)



Standard Includes	Required to Specify
<ul style="list-style-type: none"> Powerway with 3-circuit with shared neutral or 4-circuit 3+D 	1 Style number 2 Options, if selected (see below)

Options	Price	Required to Specify
Wiring Schematics for Straight Panels Three circuit <ul style="list-style-type: none"> Separate neutrals 	+\$37	<i>Specify with separate neutrals.</i>
Four circuit <ul style="list-style-type: none"> 2+2 wiring schematic 3I+1 wiring schematic 	+\$44 +\$44	<i>Specify with 2+2 wiring. Specify with 3I+1 wiring.</i>

Specification Information

Panel Width	Style Number	Base Price	Style Number	Base Price
-------------	--------------	------------	--------------	------------

3-Circuit Powerways			4-Circuit (3+D) Powerways	
20"	98691P	\$191	986914P	\$221
25"	98692P	\$191	986924P	\$221
30"	98693P	\$191	986934P	\$221
35"	98694P	\$191	986944P	\$221
36"	98698P	\$191	986984P	\$221
42"	98699P	\$191	986994P	\$221
45"	98695P	\$191	986954P	\$221
60"	98696P	\$191	986964P	\$221
:	:	:	:	:

Series 9000

Panel Wiring and Cabling, continued

SIN 711.1

Panel-to-Panel Connector



Standard Includes	Required to Specify
<ul style="list-style-type: none"> • Package of six panel-to-panel connectors 	1 Style number 2 Options, if selected (see below)

Options	Price	Required to Specify
Wiring Schematics for Straight Panels Three circuit <ul style="list-style-type: none"> • Separate neutrals 	+\$140	Specify <i>with separate neutrals</i> .
Four circuit <ul style="list-style-type: none"> • 2+2 wiring schematic • 3I+1 wiring schematic 	+\$103 +\$103	Specify <i>with 2+2 wiring</i> . Specify <i>with 3I+1 wiring</i> .

Specification Information			
Style Number	Base Price	Style Number	Base Price
3-Circuit		4-Circuit	
98PTP3	\$418	98PTP4	\$556
⋮	⋮	⋮	⋮

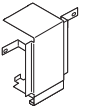
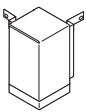
Base Covers for Enhanced Panels

Standard Includes	Required to Specify
<ul style="list-style-type: none"> • Carton of six base covers: all paint price groups 	1 Style number 2 Paint color number for base cover ▶ See <i>Surface Materials</i> , page 443.

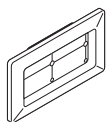
Specification Information	
Style Number	Price

L-Base Cover	
9LPBC	\$136
⋮	⋮

T-Base Cover	
9TPBC	\$136
⋮	⋮



Duplex Cable Grommet



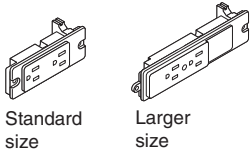
Standard Includes	Required to Specify
<ul style="list-style-type: none"> • Carton of five cable grommets: plastic 	<ul style="list-style-type: none"> 1 Style number 2 Plastic color number ▶ See <i>Surface Materials</i>, page 443.

Specification Information

• Style Number	• Price
98863	\$24
•	•

SIN 711.1

Duplex Receptacles



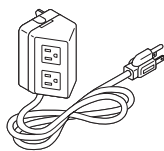
Tip: You must specify receptacle to match wiring schematic used in other components.

Standard Includes	Required to Specify
<ul style="list-style-type: none"> Package of six powerway receptacles: plastic 	<ul style="list-style-type: none"> 1 Style number 2 Plastic color number for receptacles ▶ See <i>Surface Materials</i>, page 443.

Specification Information

Description	Size	Style Number	Price	Style Number	Price
15-amp Receptacles					
3-Circuit with Shared Neutral					
Line 1	Standard size	986831DA15S	\$211	986831DA20S	\$317
Line 2	Standard size	986832DA15S	\$211	986832DA20S	\$317
Line 3	Standard size	986833DA15S	\$211	986833DA20S	\$317
3-Circuit with Separate Neutral					
Line A	Standard size	98683ADD15S	\$317	98683ADD20S	\$479
Line B	Standard size	98683BDD15S	\$317	98683BDD20S	\$479
Line C	Larger size	98683CDD15S	\$410	98683CDD20S	\$619
4-Circuit 3+D					
Line 1	Standard size	986831DA15S	\$211	986831DA20S	\$317
Line 2	Standard size	986832DA15S	\$211	986832DA20S	\$317
Line 3	Standard size	986833DA15S	\$211	986833DA20S	\$317
Line 4	Larger size	986834DA15S	\$275	986834DA20S	\$410
4-Circuit with 3+1 Wiring					
Line 1	Standard size	986831DC15S	\$317	986831DC20S	\$479
Line 2	Standard size	986832DC15S	\$317	986832DC20S	\$479
Line 3	Standard size	986833DC15S	\$317	986833DC20S	\$479
Line 4	Larger size	986834DC15S	\$410	986834DC20S	\$619
4-Circuit with 2+2 Wiring					
Line 1	Standard size	986831DB15S	\$236	986831DB20S	\$357
Line 2	Standard size	986832DB15S	\$236	986832DB20S	\$357
Line 3	Larger size	986833DB15S	\$317	986833DB20S	\$479
Line 4	Larger size	986834DB15S	\$317	986834DB20S	\$479

Panel-Supported Receptacle



Standard Includes	Required to Specify
<ul style="list-style-type: none"> • Three receptacles, each with 9' cord and three-prong plug: black plastic only 	<ul style="list-style-type: none"> 1 Style number 2 Plastic color number for receptacle ▶ See <i>Surface Materials</i>, page 443.

Specification Information		
• Fits	• Style Number	• Price
Duplex-size opening	98683PM	\$221

Series 9000

Worksurfaces, Storage, and Related Products

► For more detailed product information, see the *Series 9000 Specification Guide* or consult your Steelcase dealer.

Specifying

Series 9000 Universal Worksurfaces and Related Products (SIN 711.1)	303
Conventional Worksurfaces, Storage, and Related Products (SIN 711.1)	323
Options Worksurfaces, Storage, and Related Products (SIN 711.1)	413

Specifying Series 9000 Universal Systems Worksurfaces and Related Products

Worksurfaces

Straight Worksurfaces (SIN 711.1)	304
Transition Worksurfaces (SIN 711.1)	306
Corner, Curved-Front Worksurfaces (SIN 711.1)	308
Extended Corner, Curved-Front Worksurfaces (SIN 711.1)	310
Spanner Worksurfaces (SIN 711.1)	312
Bullet Peninsula Worksurfaces (SIN 711.1)	313
Linking Peninsula Worksurfaces (SIN 711.1)	314
Jetty Worksurfaces (SIN 711.1)	315
Visitor and Linking Worksurfaces (SIN 711.1)	316
Transaction Worksurfaces (SIN 711.1)	318

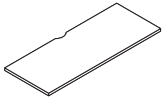
Panel-Mounted Universal Systems Worksurface Supports for Use with Series 9000 Panels (SIN 711.1)	319
---	------------

Legs and Supports for Series 9000 Universal Systems Worksurfaces (SIN 711.1)	320
---	------------

Straight Worksurfaces

High-Pressure Laminate

SIN 711.1



Tip: Supports for freestanding and panel-mounted applications must be specified separately.

Tip: Worksurface spans greater than 54" require additional support of a cantilever, pedestal, intermediate support, or leg. Exception; worksurfaces can span up to 60" in heavy load applications and up to 72" in light load applications if a reinforcing channel is used. Reinforcing channel must be specified separately.

Standard Includes	Required to Specify
<ul style="list-style-type: none"> • Worksurface: High-Pressure Laminate • 3 mm edge profile on front edge: plastic • Plastic flat profile on side and back edges: default to match front edge • Cable scallop on back edge 	<ol style="list-style-type: none"> 1 Style number 2 High-Pressure Laminate color number for worksurface 3 Plastic color number for front edge 4 Options, if selected (see below) <p>▶ See <i>Surface Materials</i>, page 443.</p>

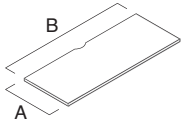
	Options	Price	Required to Specify
Surface Materials	<ul style="list-style-type: none"> • Open Line laminate 	+\$65 plus cost of laminate	▶ See <i>Surface Materials Reference Manual</i> .
Scallops	<ul style="list-style-type: none"> • Omit scallop 	No cost	Specify <i>omit scallop</i> .
Related Products	<ul style="list-style-type: none"> • Panel-mounted Universal Systems worksurface supports • Reinforcing channel • Legs and supports for Universal Systems Worksurfaces • Worksurface screens • Worksurface power and communication components 		<p>▶ Page 319</p> <p>▶ See <i>Montage Solutions Specification Guide</i>.</p> <p>▶ Page 320</p> <p>▶ See <i>Montage Solutions Specification Guide</i>.</p> <p>▶ See <i>Montage Solutions Specification Guide</i>.</p>

Specification Information

**Base Price
High-Pressure Laminate**



• Dimensions		• Style Number	• Plastic 3 mm Edge
A	B		
18 ³ / ₈ "	25"	9US1825	\$157
18 ³ / ₈ "	30"	9US1830	\$165
18 ³ / ₈ "	35"	9US1835	\$177
18 ³ / ₈ "	36"	9US1836	\$177
18 ³ / ₈ "	42"	9US1842	\$193
18 ³ / ₈ "	45"	9US1845	\$231
18 ³ / ₈ "	60"	9US1860	\$266
24 ¹ / ₃₂ "	25"	9US2525	\$169
24 ¹ / ₃₂ "	30"	9US2530	\$183
24 ¹ / ₃₂ "	35"	9US2535	\$191
24 ¹ / ₃₂ "	36"	9US2536	\$193
24 ¹ / ₃₂ "	42"	9US2542	\$208
24 ¹ / ₃₂ "	45"	9US2545	\$246
24 ¹ / ₃₂ "	60"	9US2560	\$279
24 ¹ / ₃₂ "	65"	9US2565	\$312
24 ¹ / ₃₂ "	66"	9US2566	\$314
24 ¹ / ₃₂ "	70"	9US2570	\$352
24 ¹ / ₃₂ "	75"	9US2575	\$356
29 ¹ / ₃₂ "	25"	9US3025	\$240
29 ¹ / ₃₂ "	30"	9US3030	\$249
29 ¹ / ₃₂ "	35"	9US3035	\$263
29 ¹ / ₃₂ "	36"	9US3036	\$266
29 ¹ / ₃₂ "	42"	9US3042	\$279
29 ¹ / ₃₂ "	45"	9US3045	\$319
29 ¹ / ₃₂ "	60"	9US3060	\$360
29 ¹ / ₃₂ "	65"	9US3065	\$392
29 ¹ / ₃₂ "	66"	9US3066	\$395
29 ¹ / ₃₂ "	70"	9US3070	\$430
29 ¹ / ₃₂ "	75"	9US3075	\$436



Series 9000

Transition Worksurfaces

High-Pressure Laminate

SIN 711.1

Tip: Supports for freestanding and panel-mounted applications must be specified separately.

Tip: Worksurface spans greater than 54" require additional support of a cantilever, pedestal, intermediate support, or leg. Exception; worksurfaces can span up to 60" in heavy load applications and up to 72" in light load applications if a reinforcing channel is used. Reinforcing channel must be specified separately.

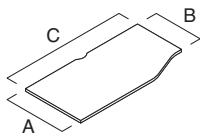
Standard Includes		Required to Specify	
	<ul style="list-style-type: none"> • Worksurface: High-Pressure Laminate • 3 mm edge profile on front edge: plastic • Plastic flat profile on side and back edges: default to match front edge • Cable scallop on back edge 		1 Style number 2 High-Pressure Laminate color number for worksurface 3 Plastic color number for front edge 4 Options, if selected (see below) ▶ See <i>Surface Materials</i> , page 443.
Options	Price	Required to Specify	
Surface Materials	<ul style="list-style-type: none"> • Open Line laminate +\$65 plus cost of laminate	▶ See <i>Surface Materials Reference Manual</i> .	
Scallops	<ul style="list-style-type: none"> • Omit scallop No cost	Specify <i>omit scallop</i> .	
Related Products	<ul style="list-style-type: none"> • Panel-mounted Universal Systems worksurface supports • Reinforcing channel • Legs and supports for Universal Systems Worksurfaces • Worksurface screens • Worksurface power and communication components 	▶ Page 319 ▶ See <i>Montage Solutions Specification Guide</i> . ▶ Page 320 ▶ See <i>Montage Solutions Specification Guide</i> . ▶ See <i>Montage Solutions Specification Guide</i> .	

Specification Information

Base Price High-Pressure Laminate



Dimensions			Style	Plastic
A	B	C	Number	3 mm Edge
:	:	:	:	:
:	:	:	:	:



Left-Hand Worksurfaces

24 ¹ / ₃₂ "	18 ³ / ₈ "	36"	9UT2136L	\$319
24 ¹ / ₃₂ "	18 ³ / ₈ "	42"	9UT2142L	\$336
24 ¹ / ₃₂ "	18 ³ / ₈ "	45"	9UT2145L	\$392
24 ¹ / ₃₂ "	18 ³ / ₈ "	60"	9UT2160L	\$447
29 ¹ / ₃₂ "	24 ¹ / ₃₂ "	36"	9UT3236L	\$374
29 ¹ / ₃₂ "	24 ¹ / ₃₂ "	42"	9UT3242L	\$396
29 ¹ / ₃₂ "	24 ¹ / ₃₂ "	45"	9UT3245L	\$460
29 ¹ / ₃₂ "	24 ¹ / ₃₂ "	60"	9UT3260L	\$524
:	:	:	:	:

▶ **Specification Information, continued on next page**

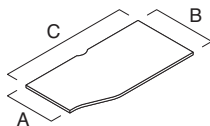
► Specification Information, continued from previous page

Specification Information

Base Price
High-Pressure Laminate



• Dimensions			• Style	• Plastic
A	B	C	Number	3 mm Edge



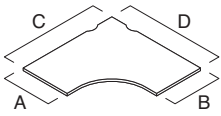
Right-Hand Worksurfaces

18 ³ / ₈ "	24 ¹ / ₃₂ "	36"	9UT1236R	\$319
18 ³ / ₈ "	24 ¹ / ₃₂ "	42"	9UT1242R	\$336
18 ³ / ₈ "	24 ¹ / ₃₂ "	45"	9UT1245R	\$392
18 ³ / ₈ "	24 ¹ / ₃₂ "	60"	9UT1260R	\$447
24 ¹ / ₃₂ "	29 ¹ / ₃₂ "	36"	9UT2336R	\$374
24 ¹ / ₃₂ "	29 ¹ / ₃₂ "	42"	9UT2342R	\$396
24 ¹ / ₃₂ "	29 ¹ / ₃₂ "	45"	9UT2345R	\$460
24 ¹ / ₃₂ "	29 ¹ / ₃₂ "	60"	9UT2360R	\$524
:	:	:	:	:

Corner, Curved-Front Worksurfaces

High-Pressure Laminate

SIN 711.1



Tip: Supports must be specified separately, including side support brackets for rear corner support in panel-mounted applications.

Standard Includes	Required to Specify
-------------------	---------------------

<ul style="list-style-type: none"> • Worksurface: High-Pressure Laminate • 3 mm edge profile on front edge: plastic • Plastic flat profile on side and back edges: default to match front edge • Cable scallops on back edges 	<ul style="list-style-type: none"> 1 Style number 2 High-Pressure Laminate color number for worksurface 3 Plastic color number for front edge 4 Options, if selected (see below) ▶ See <i>Surface Materials</i>, page 443.
---	---

Options	Price	Required to Specify
---------	-------	---------------------

Surface Materials <ul style="list-style-type: none"> • Open Line laminate 	+\$65 plus cost of laminate	▶ See <i>Surface Materials Reference Manual</i> .
Scallops <ul style="list-style-type: none"> • Omit scallop 	No cost	Specify <i>omit scallop</i> .
Related Products <ul style="list-style-type: none"> • Panel-mounted Universal Systems worksurface supports • Legs and supports for Universal Systems Worksurfaces • Worksurface screens • Worksurface power and communication components 		<ul style="list-style-type: none"> ▶ Page 319 ▶ Page 320 ▶ See <i>Montage Solutions Specification Guide</i>. ▶ See <i>Montage Solutions Specification Guide</i>.

Specification Information

Dimensions				Style Number	Plastic 3 mm Edge	Base Price High-Pressure Laminate
A	B	C	D			
18 ³ / ₈ "	18 ³ / ₈ "	41 ¹ / ₂ "	41 ¹ / ₂ "	9UCC1122	\$415	
18 ³ / ₈ "	18 ³ / ₈ "	44 ¹ / ₂ "	44 ¹ / ₂ "	9UCC1155	\$431	
24 ¹ / ₃₂ "	24 ¹ / ₃₂ "	35 ¹ / ₂ "	35 ¹ / ₂ "	9UCC2266	\$397	
24 ¹ / ₃₂ "	24 ¹ / ₃₂ "	41 ¹ / ₂ "	41 ¹ / ₂ "	9UCC2222	\$430	
24 ¹ / ₃₂ "	24 ¹ / ₃₂ "	44 ¹ / ₂ "	44 ¹ / ₂ "	9UCC2255	\$438	
24 ¹ / ₃₂ "	24 ¹ / ₃₂ "	59 ¹ / ₂ "	59 ¹ / ₂ "	9UCC2200	\$771	
29 ¹ / ₃₂ "	29 ¹ / ₃₂ "	41 ¹ / ₂ "	41 ¹ / ₂ "	9UCC3322	\$467	
29 ¹ / ₃₂ "	29 ¹ / ₃₂ "	44 ¹ / ₂ "	44 ¹ / ₂ "	9UCC3355	\$519	

SIN 711.1

Extended Corner, Curved-Front Worksurfaces

High-Pressure Laminate

SIN 711.1

Tip: Supports must be specified separately, including side support brackets for rear corner support in panel-mounted applications.

Tip: Worksurface spans greater than 54" require additional support of a cantilever, pedestal, intermediate support, or leg. Exception; worksurfaces can span up to 60" in heavy load applications and up to 72" in light load applications if a reinforcing channel is used. Reinforcing channel must be specified separately.

Standard Includes	Required to Specify
<ul style="list-style-type: none"> • Worksurface: High-Pressure Laminate • 3 mm edge profile on front edge: plastic • Plastic flat profile on side and back edges: default to match front edge • Cable scallops on back edges 	<ol style="list-style-type: none"> 1 Style number 2 High-Pressure Laminate color number for worksurface 3 Plastic color number for front edge 4 Options, if selected (see below) <p>▶ See <i>Surface Materials</i>, page 443.</p>

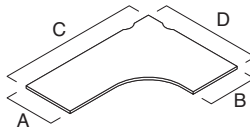
Options	Price	Required to Specify
Surface Materials <ul style="list-style-type: none"> • Open Line laminate 	+\$65 plus cost of laminate	▶ See <i>Surface Materials Reference Manual</i> .
Scallops <ul style="list-style-type: none"> • Omit scallop 	No cost	Specify <i>omit scallop</i> .
Related Products <ul style="list-style-type: none"> • Panel-mounted Universal Systems worksurface supports • Reinforcing channel • Legs and supports for Universal Systems Worksurfaces • Worksurface screens • Worksurface power and communication components 		▶ Page 319 ▶ See <i>Montage Solutions Specification Guide</i> . ▶ Page 320 ▶ See <i>Montage Solutions Specification Guide</i> . ▶ See <i>Montage Solutions Specification Guide</i> .

Specification Information

**Base Price
High-Pressure Laminate**



• Dimensions				• Style Number	• Plastic 3 mm Edge
A	B	C	D		



Left-Hand Worksurfaces

24 1/32"	24 1/32"	59 1/2"	41 1/2"	9UEC2202L	\$635
24 1/32"	24 1/32"	59 1/2"	44 1/2"	9UEC2205L	\$652
24 1/32"	24 1/32"	69 1/2"	41 1/2"	9UEC2274L	\$740
24 1/32"	24 1/32"	69 1/2"	44 1/2"	9UEC2275L	\$764
24 1/32"	24 1/32"	74 1/2"	41 1/2"	9UEC2252L	\$752
24 1/32"	24 1/32"	74 1/2"	44 1/2"	9UEC2255L	\$775
29 1/32"	29 1/32"	59 1/2"	41 1/2"	9UEC3302L	\$721
29 1/32"	29 1/32"	59 1/2"	44 1/2"	9UEC3305L	\$748
29 1/32"	29 1/32"	69 1/2"	41 1/2"	9UEC3372L	\$826
29 1/32"	29 1/32"	69 1/2"	44 1/2"	9UEC3374L	\$853
29 1/32"	29 1/32"	74 1/2"	41 1/2"	9UEC3352L	\$835
29 1/32"	29 1/32"	74 1/2"	44 1/2"	9UEC3355L	\$872

▶ **Specification Information, continued on next page**

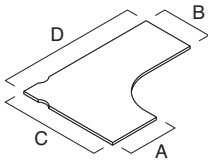
► Specification Information, continued from previous page

Specification Information

**Base Price
High-Pressure Laminate**



Dimensions				Style Number	Plastic Edge
A	B	C	D		



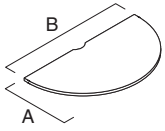
Right-Hand Worksurfaces

24 ¹ / ₃₂ "	24 ¹ / ₃₂ "	41 ¹ / ₂ "	59 ¹ / ₂ "	9UEC2220R	\$635
24 ¹ / ₃₂ "	24 ¹ / ₃₂ "	44 ¹ / ₂ "	59 ¹ / ₂ "	9UEC2250R	\$652
24 ¹ / ₃₂ "	24 ¹ / ₃₂ "	41 ¹ / ₂ "	69 ¹ / ₂ "	9UEC2247R	\$740
24 ¹ / ₃₂ "	24 ¹ / ₃₂ "	44 ¹ / ₂ "	69 ¹ / ₂ "	9UEC2240R	\$764
24 ¹ / ₃₂ "	24 ¹ / ₃₂ "	41 ¹ / ₂ "	74 ¹ / ₂ "	9UEC2225R	\$752
24 ¹ / ₃₂ "	24 ¹ / ₃₂ "	44 ¹ / ₂ "	74 ¹ / ₂ "	9UEC2255R	\$775
29 ¹ / ₃₂ "	29 ¹ / ₃₂ "	41 ¹ / ₂ "	59 ¹ / ₂ "	9UEC3320R	\$721
29 ¹ / ₃₂ "	29 ¹ / ₃₂ "	44 ¹ / ₂ "	59 ¹ / ₂ "	9UEC3350R	\$748
29 ¹ / ₃₂ "	24 ¹ / ₃₂ "	41 ¹ / ₂ "	69 ¹ / ₂ "	9UEC3340R	\$826
29 ¹ / ₃₂ "	29 ¹ / ₃₂ "	44 ¹ / ₂ "	69 ¹ / ₂ "	9UEC3347R	\$853
29 ¹ / ₃₂ "	29 ¹ / ₃₂ "	41 ¹ / ₂ "	74 ¹ / ₂ "	9UEC3325R	\$835
29 ¹ / ₃₂ "	29 ¹ / ₃₂ "	44 ¹ / ₂ "	74 ¹ / ₂ "	9UEC3355R	\$872

Spanner Worksurfaces

High-Pressure Laminate

SIN 711.1




Tip: Supports for freestanding and panel-mounted applications must be specified separately.

Standard Includes	Required to Specify
<ul style="list-style-type: none"> • Worksurface: High-Pressure Laminate • 3 mm edge profile on front edge: plastic • Plastic flat profile on side and back edges: default to match front edge 	<ol style="list-style-type: none"> 1 Style number 2 High-Pressure Laminate color number for worksurface 3 Plastic color number for front edge 4 Options, if selected (see below) <p>▶ See <i>Surface Materials</i>, page 443.</p>

Options	Price	Required to Specify
Surface Materials <ul style="list-style-type: none"> • Open Line laminate 	+\$65 plus cost of laminate	▶ See <i>Surface Materials Reference Manual</i> .
Related Products <ul style="list-style-type: none"> • Panel-mounted Universal Systems worksurface supports • Legs and supports for Universal Systems Worksurfaces • Worksurface screens • Worksurface power and communication components 		<ol style="list-style-type: none"> ▶ Page 319 ▶ Page 320 <p>▶ See <i>Montage Solutions Specification Guide</i>.</p> <p>▶ See <i>Montage Solutions Specification Guide</i>.</p>

Specification Information

		Base Price High-Pressure Laminate	
			
• Dimensions	• Style	• Plastic	
A B	Number	3 mm	
:	:	Edge	
:	:		
:	:		

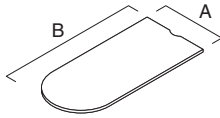
With 2" Notch for Use with 9000 Panels

30 ³ / ₁₆ "	51 ³ / ₈ "	9USPC52	\$376
:	:	:	:

Bullet Peninsula Worksurface

High-Pressure Laminate

SIN 711.1



Tip: Supports for freestanding and panel-mounted applications must be specified separately.

Tip: Worksurface spans greater than 54" require additional support of a cantilever, pedestal, intermediate support, or leg. Exception; worksurfaces can span up to 60" in heavy load applications and up to 72" in light load applications if a reinforcing channel is used. Reinforcing channel must be specified separately.

Standard Includes	Required to Specify
<ul style="list-style-type: none"> • Worksurface: High-Pressure Laminate • 3 mm edge profile on front edge: plastic • Plastic flat profile on side and back edges: default to match front edge • Cable scallop on back edge 	<ol style="list-style-type: none"> 1 Style number profile suffix 2 High-Pressure Laminate color number for worksurface 3 Plastic color number for front edge 4 Options, if selected (see below) <p>▶ See <i>Surface Materials</i>, page 443.</p>

Options	Price	Required to Specify
Surface Materials <ul style="list-style-type: none"> • Open Line laminate 	+\$65 plus cost of laminate	▶ See <i>Surface Materials Reference Manual</i> .
Scallops <ul style="list-style-type: none"> • Omit scallop 	No cost	Specify <i>omit scallop</i> .
Related Products <ul style="list-style-type: none"> • Panel-mounted Universal Systems worksurface supports • Legs and supports for Universal Systems Worksurfaces • Reinforcing channel • Worksurface screens • Worksurface power and communication components 		<ul style="list-style-type: none"> ▶ Page 319 ▶ Page 320 ▶ See <i>Montage Solutions Specification Guide</i>. ▶ See <i>Montage Solutions Specification Guide</i>. ▶ See <i>Montage Solutions Specification Guide</i>.

Specification Information

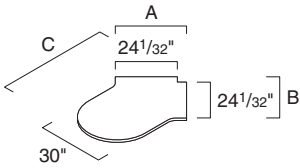
Dimensions		Style Number	Base Price High-Pressure Laminate
A	B		Plastic 3 mm Edge
30"	59½"	UPBC3060	\$536



Linking Peninsula Worksurface

High-Pressure Laminate

SIN 711.1



Tip: Supports for freestanding and panel-mounted applications must be specified separately.

Standard Includes

- Worksurface: High-Pressure Laminate
- 3 mm edge profile on front side: plastic
- Plastic flat profile on side and back edges: default to match front edge

Required to Specify

- 1 Style number
 - 2 High-Pressure Laminate color number for worksurface
 - 3 Plastic color number for front edge
 - 4 Options, if selected (see below)
- ▶ See *Surface Materials*, page 443.

Options

Surface Materials

- Open Line laminate

Price

+\$65
plus cost of laminate

Required to Specify

▶ See *Surface Materials Reference Manual*.

Related Products

- Panel-mounted Universal Systems worksurface supports
- Legs and supports for Universal Systems Worksurfaces
- Worksurface power and communication components

- ▶ Page 319
- ▶ Page 320
- ▶ See *Montage Solutions Specification Guide*.

Specification Information

Base Price High-Pressure Laminate



Dimensions

A B C

.....

.....

Style

Number

.....

.....

Plastic

3 mm

Edge

.....

With 2" Notch for Use with Series 9000 Panels

26 3/4" 26 3/4" 49 3/4" **9UPAC2748** \$560

.....

Jetty Worksurfaces

High-Pressure Laminate

SIN 711.1

Tip: Supports for freestanding and panel-mounted applications must be specified separately.

Tip: Worksurface spans greater than 54" require additional support of a cantilever, pedestal, intermediate support, or leg. Exception; worksurfaces can span up to 60" in heavy load applications and up to 72" in light load applications if a reinforcing channel is used. Reinforcing channel must be specified separately.

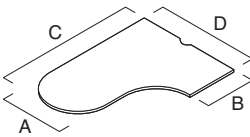
Standard Includes		Required to Specify	
	<ul style="list-style-type: none"> Worksurface: High-Pressure Laminate 3 mm edge profile on front edge: plastic Plastic flat profile on side and back edges: default to match front edge Cable scallop on back edge 		1 Style number 2 High-Pressure Laminate color number for worksurface 3 Plastic color number for front edge 4 Options, if selected (see below) ▶ See <i>Surface Materials</i> , page 443.
Options	Price	Required to Specify	
Surface Materials	<ul style="list-style-type: none"> Open Line laminate +\$65 plus cost of laminate	▶ See <i>Surface Materials Reference Manual</i> .	
Scallops	<ul style="list-style-type: none"> Omit scallop No cost	Specify <i>omit scallop</i> .	
Related Products	<ul style="list-style-type: none"> Panel-mounted Universal Systems worksurface supports Legs and supports for Universal Systems Worksurfaces Reinforcing channel Worksurface screens Worksurface power and communication components 	▶ Page 319 ▶ Page 320 ▶ See <i>Montage Solutions Specification Guide</i> . ▶ See <i>Montage Solutions Specification Guide</i> . ▶ See <i>Montage Solutions Specification Guide</i> .	

Specification Information

Base Price
High-Pressure Laminate

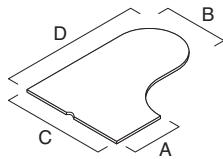


Dimensions				Style Number	Plastic 3 mm Edge
A	B	C	D		



Left-Hand Worksurfaces

30"	24 ¹ / ₃₂ "	65 ¹ / ₂ "	45"	9UJC3265L	\$745
30"	24 ¹ / ₃₂ "	71 ¹ / ₂ "	45"	9UJC3225L	\$771
30"	24 ¹ / ₃₂ "	77 ¹ / ₂ "	45"	9UJC3285L	\$797
30"	29 ¹ / ₃₂ "	65 ¹ / ₂ "	45"	9UJC3365L	\$769
30"	29 ¹ / ₃₂ "	71 ¹ / ₂ "	45"	9UJC3325L	\$797
30"	29 ¹ / ₃₂ "	77 ¹ / ₂ "	45"	9UJC3385L	\$824



Right-Hand Worksurfaces

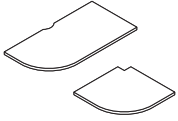
24 ¹ / ₃₂ "	30"	45"	65 ¹ / ₂ "	9UJC2356R	\$745
24 ¹ / ₃₂ "	30"	45"	71 ¹ / ₂ "	9UJC2352R	\$771
24 ¹ / ₃₂ "	30"	45"	77 ¹ / ₂ "	9UJC2358R	\$797
29 ¹ / ₃₂ "	30"	45"	65 ¹ / ₂ "	9UJC3356R	\$769
29 ¹ / ₃₂ "	30"	45"	71 ¹ / ₂ "	9UJC3352R	\$797
29 ¹ / ₃₂ "	30"	45"	77 ¹ / ₂ "	9UJC3358R	\$824

Series 9000

Visitor and Linking Worksurfaces

High-Pressure Laminate

SIN 711.1



Tip: Supports for freestanding and panel-mounted applications must be specified separately.

Tip: Scallops are available only on visitor worksurfaces 36"W and wider.

Standard Includes	Required to Specify
<ul style="list-style-type: none"> • Worksurface: High-Pressure Laminate • 3 mm edge profile on front edge: plastic • Plastic flat profile on side and back edges: default to match front edge • Cable scallop on back edge 	<ul style="list-style-type: none"> 1 Style number 2 High-Pressure Laminate color number for worksurface 3 Plastic color number for front edge 4 Options, if selected (see below) ▶ See <i>Surface Materials</i>, page 443.

	Options	Price	Required to Specify
Surface Materials	<ul style="list-style-type: none"> • Open Line laminate 	+\$65 plus cost of laminate	▶ See <i>Surface Materials Reference Manual</i> .
Scallops	<ul style="list-style-type: none"> • Omit scallop 	No cost	Specify <i>omit scallop</i> .
Related Products	<ul style="list-style-type: none"> • Panel-mounted Universal Systems worksurface supports • Legs and supports for Universal Systems Worksurfaces 		<ul style="list-style-type: none"> ▶ Page 319 ▶ Page 320

Specification Information

**Base Price
High-Pressure Laminate**



Dimensions A B	Style Number	Plastic 3 mm Edge
-------------------	-----------------	-------------------------

Visitor Worksurfaces

Left-Hand Worksurfaces

24 1/32" 25"	9UVC2525L	\$361
24 1/32" 30"	9UVC2530L	\$389
24 1/32" 35"	9UVC2535L	\$418
24 1/32" 36"	9UVC2536L	\$418
24 1/32" 42"	9UVC2542L	\$443
24 1/32" 45"	9UVC2545L	\$467
29 1/32" 30"	9UVC3030L	\$402
29 1/32" 35"	9UVC3035L	\$430
29 1/32" 36"	9UVC3036L	\$430
29 1/32" 42"	9UVC3042L	\$457
29 1/32" 45"	9UVC3045L	\$480

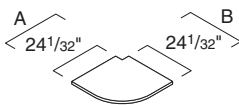
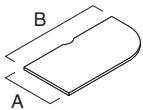
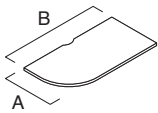
Right-Hand Worksurfaces

24 1/32" 30"	9UVC2525R	\$361
24 1/32" 30"	9UVC2530R	\$389
24 1/32" 35"	9UVC2535R	\$418
24 1/32" 36"	9UVC2536R	\$418
24 1/32" 42"	9UVC2542R	\$443
24 1/32" 45"	9UVC2545R	\$467
29 1/32" 30"	9UVC3030R	\$402
29 1/32" 35"	9UVC3035R	\$430
29 1/32" 36"	9UVC3036R	\$430
29 1/32" 42"	9UVC3042R	\$457
29 1/32" 45"	9UVC3045R	\$480

Linking Worksurfaces

With 2" Notch for Use with Series 9000 Panels

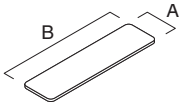
26 3/4" 26 3/4"	9ULC2727	\$473
-----------------	-----------------	-------



Transaction Worksurfaces

High-Pressure Laminate


SIN 711.1



Standard Includes	Required to Specify
<ul style="list-style-type: none"> • Worksurface: High-Pressure Laminate • 3 mm edge profile: plastic • Support brackets for use with enhanced panel top caps: paint 	<ol style="list-style-type: none"> 1 Style number 2 High-Pressure Laminate color number for worksurface 3 Plastic color number for front edge 4 Paint color number for support brackets 5 Options, if selected (see below) <p>▶ See <i>Surface Materials</i>, page 443.</p>

Options	Price	Required to Specify
Surface Materials <ul style="list-style-type: none"> • Open Line laminate 	+\$65 plus cost of laminate	▶ See <i>Surface Materials Reference Manual</i> .

Specification Information

Dimensions	Style Number	Base Price
A B	Number	High-Pressure Laminate
: : :	: : :	 Plastic 3 mm Edge

With Brackets for Use with Series 9000 Panels

15"	30"	9UTR1630	\$288
15"	35"	9UTR1635	\$312
15"	36"	9UTR1636	\$312
15"	42"	9UTR1642	\$335
15"	45"	9UTR1645	\$346
15"	48"	9UTR1648	\$357
15"	60"	9UTR1660	\$387
:	:	:	:

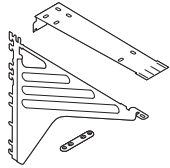
Panel-Mounted Universal Systems Worksurface Supports

For Use with Series 9000 Panels

Panel-Mounted
Universal Systems
Worksurface Supports

SIN 711.1

On-Module Cantilever



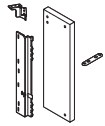
Tip: 30"D straight and transition cantilevered worksurfaces require additional floor support along the front edge, such as a pedestal, end panel, post leg, side support bracket, or an adjacent return worksurface.

Standard Includes	Required to Specify
<ul style="list-style-type: none"> • Cantilever: paint • Tie plate • Attachment hardware 	<ul style="list-style-type: none"> 1 Style number 2 Paint color number for cantilever ▶ See <i>Surface Materials</i>, page 443.

Specification Information

Style Number	Price
9UCANT	\$104

On-Module Center Support Panel



Standard Includes	Required to Specify
<ul style="list-style-type: none"> • Center support panel: paint price group 1 • Tie plate • Attachment hardware 	<ul style="list-style-type: none"> 1 Style number 2 Paint color number for center support panel ▶ See <i>Surface Materials</i>, page 443.

Specification Information

Planning Dimensions D H	Style Number	Price
97 ¹⁶ " 28 ¹ / ₂ "	9CSP	\$138

Series 9000

Legs and Supports for Series 9000 Universal Systems Worksurfaces

Without Alignment Tab

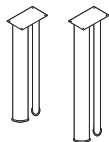
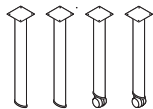
SIN 711.1

Post Legs and Double Post Legs

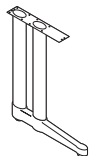
Tip: Height dimensions listed are nominal and include the thickness of a worksurface.

Tip: Standing height legs can be used as column support in panel-mounted applications only.

Tip: Corner worksurfaces require a leg in the back corner. Be sure to order fifth leg if specifying a package of four.



Tip: Double post legs can be used as a shared or column support in applications with other post legs.



Standard Includes	Required to Specify
-------------------	---------------------

- Legs: paint
- Attachment hardware
- Non-locking caster, if selected: black plastic only

- 1 Style number
 - 2 Paint color number for leg
 - 3 Options, if selected (see below)
- ▶ See *Surface Materials*, page 443.

Options	Price	Required to Specify
---------	-------	---------------------

Surface Materials	<ul style="list-style-type: none"> • Paint price group 1 • Paint price group 2 • Paint price group 3 	No cost +\$19 per leg +\$32 per leg	Specify paint color number. Specify paint color number. Specify paint color number.
--------------------------	---	---	---

Specification Information					
Planning Height	Style Number	Base Price	Planning Height	Style Number	Base Price

Post Leg with Glide

26"	UNPL	\$112
28½"	UPL	\$112
407/8"	UHPL	\$143

Package of Four Post Legs with Glides

26"	UNPL4	\$448
28½"	UPL4	\$448

Post Leg with Caster

26"	UNPLC	\$129
28½"	UPLC	\$129

Package of Four Post Legs with Casters

26"	UNPL4C	\$516
28½"	UPL4C	\$516

Package of Four Post Legs with Two Glides and Two Casters

26"	UNPL4M	\$482
28½"	UPL4M	\$482

Double Post Leg with Glides

28½"	UDPL	\$318
407/8"	UHDPL	\$373

Double Post C-Leg with Glides

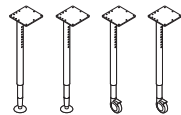
28½"	UCL	\$360
------	------------	-------

Adjustable-Height Legs

Tip: Corner worksurfaces require a leg in the back corner. Be sure to order fifth leg if specifying a package of four.

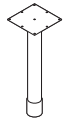
Tip: See Table and Leg Combinations page for number of legs required per worksurface.
▶ See Answer Solutions Specification Guide.

Tip: Height dimensions listed include the thickness of a worksurface.



Standard Includes			Required to Specify		
<ul style="list-style-type: none"> • Worksurface legs: paint • Glides, if selected: paint to match legs • Locking casters, if selected: paint to match legs • Attachment hardware 			1 Style number 2 Paint color number for leg 3 Options, if selected (see below) ▶ See <i>Surface Materials</i> , page 443.		
Options		Price	Required to Specify		
Surface Materials	<ul style="list-style-type: none"> • Paint price group 1 • Paint price group 2 	No cost +\$19 per leg	Specify paint color number.		
Specification Information					
Planning Height	Style Number	Base Price	Planning Height	Style Number	Base Price
Adjustable-Height Leg with Glide			Package of Four Adjustable-Height Legs with Glides		
25½"-31½"	UADJ	\$190	25½"-31½"	UADJ4	\$760
Adjustable-Height Leg with Caster			Package of Four Adjustable-Height Legs with Casters		
25½"-31½"	UADJC	\$212	25½"-31½"	UADJ4C	\$848
			Package of Four Adjustable-Height Legs with Two Glides and Two Casters		
			25½"-31½"	UADJ4M	\$804

Columns



Tip: Columns have a different aesthetic than post legs (round vs. elliptical). Columns can be used as column support in applications without post legs.

Tip: Height dimension listed is nominal and includes the thickness of a worksurface.

Standard Includes			Required to Specify		
<ul style="list-style-type: none"> • Column: paint • Attachment hardware 			1 Style number 2 Paint color number for column 3 Options, if selected (see below) ▶ See <i>Surface Materials</i> , page 443.		
Options		Price	Required to Specify		
Surface Materials	<ul style="list-style-type: none"> • Paint price group 1 • Paint price group 2 • Paint price group 3 	No cost +\$19 per leg +\$32 per leg	Specify paint color number.		
Specification Information					
Planning Height	Style Number	Base Price			
28½"	UCOL	\$258			
28½"-31⅝"	UADJCOL	\$318			

Specifying Series 9000 Conventional Worksurfaces, Storage, and Related Products

► For more detailed product information, see the *Series 9000 Specification Guide* or consult your Steelcase dealer.

Panel-Supported Worksurfaces

Worksurface Packages (SIN 711.1)	324
Radius-End Worksurfaces (SIN 711.1)	337
Transaction Worksurfaces (SIN 711.1)	338

Freestanding Worksurfaces

Desks (SIN 711.1)	339
Returns (SIN 711.1)	368
Radius-End Tables (SIN 711.1)	380
Radius-End Worksurfaces (SIN 711.1)	381
Bridges (SIN 711.1)	382
Corner Worksurfaces (SIN 711.1)	383

Related Products

Worksurface Brackets and Clamps (SIN 711.1)	384
Side-Attachment Brackets (SIN 711.1)	385
Worksurface Accessories (SIN 711.1)	386

Storage

Pedestals (SIN 711.1)	387
Service Module Packages (SIN 711.1)	392

Related Products

Storage Brackets and Storage Accessories (SIN 711.1)	394
--	-----

Components

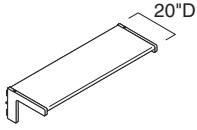
Worksurfaces (SIN 711.1)	397
Worksurface Supports (SIN 711.1)	401
Back Panels (SIN 711.1)	404
Worksurface Brackets (SIN 711.1)	405
Breakdown of Components	407

Tip: To determine what components comprise a standard product, find the product's style number in the breakdown of components listing.

► Page 407

20"D Worksurface Packages

SIN 711.1



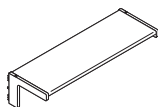
Tip: Conventional worksurfaces are now made with wood core substrates.

Standard Includes	Required to Specify
<ul style="list-style-type: none"> • Worksurface: laminate • Cantilevers, end panel, and end panel trim: paint price group 1 	<ol style="list-style-type: none"> 1 Style number 2 Laminate color number for worksurface 3 Paint color number for cantilevers, end panel, and end panel trim 4 Options, if selected (see below) <p>▶ See <i>Surface Materials</i>, page 443.</p>

Surface Materials	Options	Price	Required to Specify
	<p>Worksurface</p> <ul style="list-style-type: none"> • Open Line laminate 	<p>+\$65 plus cost of laminate</p>	<p>▶ See <i>Surface Materials Reference Manual</i>.</p>
	<p>Cantilevers, end panel, and end panel trim</p> <ul style="list-style-type: none"> • Paint price group 1 • Paint price group 2 • Paint price group 3 	<p>No cost +\$19 +\$33</p>	<p>Specify paint color number. Specify paint color number. Specify paint color number.</p>
	<p>Grommets</p>	<p>+\$37 each</p>	<p>Back left: <i>99954L</i> and color number Back right: <i>99954R</i> and color number Back center: <i>99954C</i> and color number Keyboard left: <i>99954KBL</i> and color number Keyboard right: <i>99954KBR</i> and color number Keyboard center: <i>99954KBC</i> and color number ▶ See <i>Surface Materials</i>, page 443, for plastic color numbers.</p>
<p>Related Products</p>	<ul style="list-style-type: none"> • Worksurface brackets and clamps • Worksurface accessories • Pedestals • Worksurface wiring and cabling 		<p>▶ Page 384 ▶ Page 386 ▶ Pages 387–391 ▶ Page 432</p>

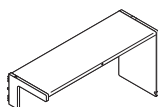
Specification Information

Dimensions		Style	Base
D	W	Number	Price



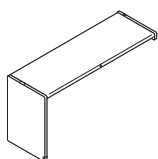
Two Cantilevers

20"	30"	98401ACCM	\$ 528
20"	35"	98403ACCM	\$ 536
20"	36"	98422ACCM	\$ 541
20"	42"	98424ACCM	\$ 545
20"	45"	99004ACCM	\$ 537
20"	60"	99005ACCM	\$ 569
20"	70"	99006ACCM	\$ 586
20"	90"	98433ACCM	\$ 924



Cantilever Left, End Panel Right

20"	30"	98401ACPM	\$ 757
20"	35"	98403ACPM	\$ 765
20"	36"	98422ACPM	\$ 770
20"	42"	98424ACPM	\$ 774
20"	45"	99004ACPM	\$ 766
20"	60"	99005ACPM	\$ 798
20"	70"	99006ACPM	\$ 815
20"	90"	98433ACPM	\$1153



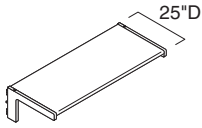
End Panel Left, Cantilever Right

20"	30"	98401APCM	\$ 757
20"	35"	98403APCM	\$ 765
20"	36"	98422APCM	\$ 770
20"	42"	98424APCM	\$ 774
20"	45"	99004APCM	\$ 766
20"	60"	99005APCM	\$ 798
20"	70"	99006APCM	\$ 815
20"	90"	98433APCM	\$1153

Series 9000

25"D Worksurface Packages

SIN 711.1



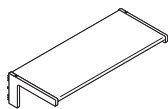
Tip: Conventional worksurfaces are now made with wood core substrates.

Standard Includes	Required to Specify
<ul style="list-style-type: none"> • Worksurface: laminate • Cantilevers, end panel, and end panel trim: paint price group 1 	<ol style="list-style-type: none"> 1 Style number 2 Laminate color number for worksurface 3 Paint color number for cantilevers, end panel, and end panel trim 4 Options, if selected (see below) <p>▶ See <i>Surface Materials</i>, page 443.</p>

Options	Price	Required to Specify
Surface Materials <ul style="list-style-type: none"> • Open Line laminate 	+\$65 plus cost of laminate	▶ See <i>Surface Materials Reference Manual</i> .
Cantilevers, end panel, and end panel trim		
<ul style="list-style-type: none"> • Paint price group 1 • Paint price group 2 • Paint price group 3 	No cost +\$19 +\$32	Specify paint color number. Specify paint color number. Specify paint color number.
Grommets	+\$37 each	Back left: 99954L and color number Back right: 99954R and color number Back center: 99954C and color number Keyboard left: 99954KBL and color number Keyboard right: 99954KBR and color number Keyboard center: 99954KBC and color number ▶ See <i>Surface Materials</i> , page 443, for plastic color numbers.
Support Substitutions <ul style="list-style-type: none"> • Clear-access end panel in place of end panel • Center clear-access end panel in place of end panel 	No cost No cost	Left: specify with 99157A. Right: specify with 99159A. Left or right: specify with 99161A.
Related Products <ul style="list-style-type: none"> • Worksurface brackets and clamps • Worksurface accessories • Center drawer • Pedestals • Worksurface wiring and cabling 		▶ Page 384 ▶ Page 386 ▶ Page 386 ▶ Pages 387–391 ▶ Page 432

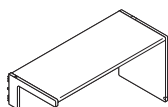
Specification Information

Dimensions		Style	Base
D	W	Number	Price



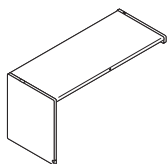
Two Cantilevers

25"	30"	98405ACCM	\$ 545
25"	35"	98407ACCM	\$ 552
25"	36"	98426ACCM	\$ 553
25"	42"	98428ACCM	\$ 567
25"	45"	99107ACCM	\$ 575
25"	60"	99108ACCM	\$ 689
25"	70"	98409ACCM	\$ 714
25"	75"	99109ACCM	\$ 714
25"	90"	98439ACCM	\$1008



Cantilever Left, End Panel Right

25"	30"	98405ACPM	\$ 773
25"	35"	98407ACPM	\$ 780
25"	36"	98426ACPM	\$ 781
25"	42"	98428ACPM	\$ 795
25"	45"	99107ACPM	\$ 803
25"	60"	99108ACPM	\$ 917
25"	70"	98409ACPM	\$ 942
25"	75"	99109ACPM	\$ 942
25"	90"	98439ACPM	\$1236



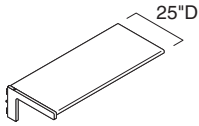
End Panel Left, Cantilever Right

25"	30"	98405APCM	\$ 773
25"	35"	98407APCM	\$ 780
25"	36"	98426APCM	\$ 781
25"	42"	98428APCM	\$ 795
25"	45"	99107APCM	\$ 803
25"	60"	99108APCM	\$ 917
25"	70"	98409APCM	\$ 942
25"	75"	99109APCM	\$ 942
25"	90"	98439APCM	\$1236

Series 9000

25"D Modular Worksurface Packages

SIN 711.1



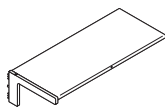
Tip: Conventional worksurfaces are now made with wood core substrates.

Standard Includes	Required to Specify
<ul style="list-style-type: none"> • Worksurface: laminate • Cantilevers, end panel, and end panel trim: paint price group 1 • Filler strip with "CW/WC" and "PW/WP" models only: plastic • Attachment bracket with "CW/WC" and "PW/WP" models only: black paint only 	<ol style="list-style-type: none"> 1 Style number 2 Laminate color number for worksurface 3 Paint color number for cantilevers, end panel, and end panel trim 4 Plastic color number for filler strip, when applicable 5 Options, if selected (see below) <p>▶ See <i>Surface Materials</i>, page 443.</p>

Options	Price	Required to Specify
Surface Materials <ul style="list-style-type: none"> • Open Line laminate 	+\$65 plus cost of laminate	▶ See <i>Surface Materials Reference Manual</i> .
Cantilevers, end panel, and end panel trim		
<ul style="list-style-type: none"> • Paint price group 1 • Paint price group 2 • Paint price group 3 	No cost +\$19 +\$32	Specify paint color number. Specify paint color number. Specify paint color number.
Grommets	+\$37 each	Back left: 99954L and color number Back right: 99954R and color number Back center: 99954C and color number Keyboard left: 99954KBL and color number Keyboard right: 99954KBR and color number Keyboard center: 99954KBC and color number ▶ See <i>Surface Materials</i> , page 443, for plastic color numbers.
Support Substitutions <ul style="list-style-type: none"> • Clear-access end panel in place of end panel • Center clear-access end panel in place of end panel 	No cost No cost	Left: specify with 99157A. Right: specify with 99159A. Left or right: specify with 99161A.
Related Products <ul style="list-style-type: none"> • Worksurface brackets and clamps • Worksurface accessories • Center drawer • Pedestals • Worksurface wiring and cabling 		▶ Page 384 ▶ Page 386 ▶ Page 386 ▶ Pages 387–391 ▶ Page 432

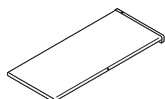
Specification Information

Dimensions		Style	Base
D	W	Number	Price



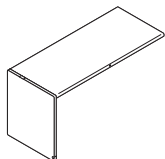
Cantilever Left, No Support Right

25"	30"	98405ACLM	\$436
25"	45"	99107ACLM	\$466



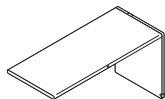
Cantilever Right, No Support Left

25"	30"	98405ACRM	\$436
25"	45"	99107ACRM	\$466



End Panel Left, No Support Right

25"	30"	98405APLM	\$664
25"	45"	99107APLM	\$694
25"	60"	99108APLM	\$808

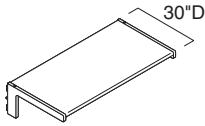


No Support Left, End Panel Right

25"	30"	98405APRM	\$664
25"	45"	99107APRM	\$694
25"	60"	99108APRM	\$808

30"D Worksurface Packages

SIN 711.1



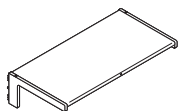
Tip: Conventional worksurfaces are now made with wood core substrates.

Standard Includes	Required to Specify
<ul style="list-style-type: none"> • Worksurface: laminate • Cantilevers, end panel, and end panel trim: paint price group 1 	<ol style="list-style-type: none"> 1 Style number 2 Laminate color number for worksurface 3 Paint color number for cantilevers, end panel, and end panel trim 4 Options, if selected (see below) <p>▶ See <i>Surface Materials</i>, page 443.</p>

Options	Price	Required to Specify
Surface Materials <ul style="list-style-type: none"> • Open Line laminate 	+\$65 plus cost of laminate	▶ See <i>Surface Materials Reference Manual</i> .
Cantilevers, end panel, and end panel trim		
<ul style="list-style-type: none"> • Paint price group 1 • Paint price group 2 • Paint price group 3 	No cost +\$19 +\$32	Specify paint color number. Specify paint color number. Specify paint color number.
Grommets	+\$37 each	Back left: 99954L and color number Back right: 99954R and color number Back center: 99954C and color number Keyboard left: 99954KBL and color number Keyboard right: 99954KBR and color number Keyboard center: 99954KBC and color number ▶ See <i>Surface Materials</i> , page 443, for plastic color numbers.
Support Substitutions	<ul style="list-style-type: none"> • Clear-access end panel in place of end panel: No cost • Center clear-access end panel in place of end panel: No cost 	Left: specify with 99157A. Right: specify with 99159A. Left or right: specify with 99161A.
Related Products	<ul style="list-style-type: none"> • Worksurface brackets and clamps • Worksurface accessories • Center drawer • Pedestals • Worksurface wiring and cabling 	▶ Page 384 ▶ Page 386 ▶ Page 386 ▶ Pages 387–391 ▶ Page 432

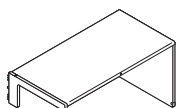
Specification Information

Dimensions		Style	Base
D	W	Number	Price



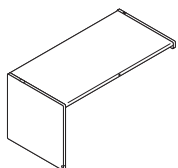
Two Cantilevers

30"	30"	99268ACCM	\$ 587
30"	45"	99266ACCM	\$ 602
30"	60"	99213ACCM	\$ 724
30"	65"	99214ACCM	\$ 755
30"	70"	99262ACCM	\$ 792
30"	75"	99260ACCM	\$ 813
30"	90"	99052ACCM	\$1121



Cantilever Left, End Panel Right

30"	30"	99268ACPM	\$ 864
30"	45"	99266ACPM	\$ 879
30"	60"	99213ACPM	\$1001
30"	65"	99214ACPM	\$1032
30"	70"	99262ACPM	\$1069
30"	75"	99260ACPM	\$1090
30"	90"	99052ACPM	\$1398



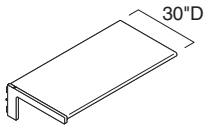
End Panel Left, Cantilever Right

30"	30"	99268APCM	\$ 864
30"	45"	99266APCM	\$ 879
30"	60"	99213APCM	\$1001
30"	65"	99214APCM	\$1032
30"	70"	99262APCM	\$1069
30"	75"	99260APCM	\$1090
30"	90"	99052APCM	\$1398

Series 9000

30"D Modular Worksurface Packages

SIN 711.1



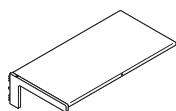
Tip: Conventional worksurfaces are now made with wood core substrates.

Standard Includes	Required to Specify
<ul style="list-style-type: none"> • Worksurface: laminate • Cantilevers, end panel, and end panel trim: paint price group 1 • Filler strip with "CW/WC" and "PW/WP" models only: plastic • Attachment bracket with "CW/WC" and "PW/WP" models only: black paint only 	<ol style="list-style-type: none"> 1 Style number 2 Laminate color number for worksurface 3 Paint color number for cantilevers, end panel, and end panel trim 4 Plastic color number for filler strip, when applicable 5 Options, if selected (see below) <p>▶ See <i>Surface Materials</i>, page 443.</p>

Options	Price	Required to Specify
Surface Materials <ul style="list-style-type: none"> • Open Line laminate 	+\$65 plus cost of laminate	▶ See <i>Surface Materials Reference Manual</i> .
Cantilevers, end panel, and end panel trim		
<ul style="list-style-type: none"> • Paint price group 1 • Paint price group 2 • Paint price group 3 	No cost +\$19 +\$32	Specify paint color number. Specify paint color number. Specify paint color number.
Grommets	+\$37 each	Back left: <i>99954L</i> and color number Back right: <i>99954R</i> and color number Back center: <i>99954C</i> and color number Keyboard left: <i>99954KBL</i> and color number Keyboard right: <i>99954KBR</i> and color number Keyboard center: <i>99954KBC</i> and color number ▶ See <i>Surface Materials</i> , page 443, for plastic color numbers.
Support Substitutions <ul style="list-style-type: none"> • Clear-access end panel in place of end panel • Center clear-access end panel in place of end panel 	No cost No cost	Left: specify with <i>99163A</i> . Right: specify with <i>99165A</i> . Left or right: specify with <i>99167A</i> .
Related Products <ul style="list-style-type: none"> • Worksurface brackets and clamps • Worksurface accessories • Center drawer • Pedestals • Worksurface wiring and cabling 		▶ Page 384 ▶ Page 386 ▶ Page 386 ▶ Pages 387–391 ▶ Page 432

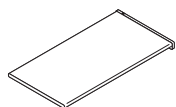
Specification Information

Dimensions		Style	Base
D	W	Number	Price



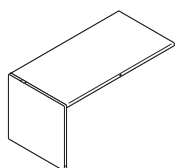
Cantilever Left, No Support Right

30"	30"	99268ACLM	\$472
30"	45"	99266ACLM	\$487
30"	60"	99213ACLM	\$609



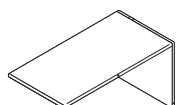
No Support Left, Cantilever Right

30"	30"	99268ACRM	\$472
30"	45"	99266ACRM	\$487
30"	60"	99213ACRM	\$609



End Panel Left, No Support Right

30"	30"	99268APLM	\$749
30"	45"	99266APLM	\$764
30"	60"	99213APLM	\$886

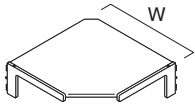


No Support Left, End Panel Right

30"	30"	99268APRM	\$749
30"	45"	99266APRM	\$764
30"	60"	99213APRM	\$886

Corner Worksurface Packages

SIN 711.1



Standard Includes	Required to Specify
<ul style="list-style-type: none"> • Worksurface: laminate • Left- and right-hand cantilevers and cantilever trim: all paint price groups • Rear attachment bracket 	<ol style="list-style-type: none"> 1 Style number 2 Laminate color number for worksurface 3 Paint color number for cantilevers and cantilever trim 4 Options, if selected (see below) <p>▶ See <i>Surface Materials</i>, page 443.</p>

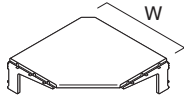
Options	Price	Required to Specify
Surface Materials Worksurface <ul style="list-style-type: none"> • Open Line laminate 	+\$65 plus cost of laminate	▶ See <i>Surface Materials Reference Manual</i> .
Grommets	+\$37 each	Back center: 99954C and color number Keyboard center: 99954KBC and color number ▶ See <i>Surface Materials</i> , page 443, for plastic color numbers.

Specification Information					
• Dimensions	• Front	• Cartons	• Style	• Base	
D W	Edge	Shipped	Number	Price	
25" 30"	5 ⁵ / ₈ "	3	98864CC	\$669	
25" 42"	22 ⁵ / ₈ "	3	98865CC	\$879	
25" 45"	27"	3	98898CC	\$929	
30" 45"	19 ³ / ₄ "	3	98867CC	\$895	
⋮	⋮	⋮	⋮	⋮	

Modular Corner Worksurface Packages

With Shared Cantilevers

SIN 711.1



Standard Includes	Required to Specify
<ul style="list-style-type: none"> • Worksurface: laminate • Two shared cantilevers: all paint price groups • Two reveal strips: plastic • Rear attachment bracket 	<ol style="list-style-type: none"> 1 Style number 2 Laminate color number for worksurface 3 Paint color number for shared cantilevers 4 Plastic color number for filler strip (reveal) 5 Options, if selected (see below) <p>▶ See <i>Surface Materials</i>, page 443.</p>

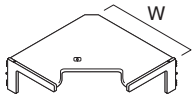
Options	Price	Required to Specify
Surface Materials <ul style="list-style-type: none"> • Open Line laminate 	+\$65 plus the cost of laminate	▶ See <i>Surface Materials Reference Manual</i> .
Grommets	+\$37 each	Back center: 99954C and color number Keyboard center: 99954KBC and color number ▶ See <i>Surface Materials</i> , page 443, for plastic color numbers.

Specification Information					
• Dimensions	• Front	• Cartons	• Style	• Base	
D W	Edge	Shipped	Number	Price	
25" 35"	14 1/4"	2	99988CC	\$ 800	
25" 36"	15 5/8"	2	99989CC	\$ 812	
25" 42"	24 1/8"	2	99991CC	\$ 993	
25" 45"	28 1/2"	2	99992CC	\$1043	
30" 42"	17 1/8"	2	99990CC	\$ 891	
30" 45"	21 1/4"	2	99993CC	\$1075	
:	:	:	:	:	:

Modular Corner Worksurface Package

With Shared Cantilevers and Keyboard Cutout

SIN 711.1



Standard Includes	Required to Specify
<ul style="list-style-type: none"> • Worksurface with keyboard cutout: laminate • Worksurface front edge: plastic • Two shared cantilevers: all paint price groups • Grommet 99954KBC: black plastic • Two reveal strips: plastic • Rear attachment bracket 	<ol style="list-style-type: none"> 1 Style number 2 Laminate color number for worksurface 3 Plastic color number for front edge 4 Paint color number for shared cantilevers 5 Plastic color number for filler strip (reveal) 6 Options, if selected (see below) <p>▶ See <i>Surface Materials</i>, page 443.</p>

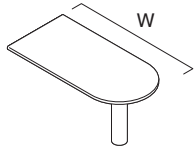
Options	Price	Required to Specify
Surface Materials <ul style="list-style-type: none"> • Worksurface Open Line laminate 	+\$65 plus the cost of laminate	▶ See <i>Surface Materials Reference Manual</i> .
Grommets	+\$37 each	Back center: 99954C and color number ▶ See <i>Surface Materials</i> , page 443, for plastic color numbers.

Specification Information				
• Dimensions	• Front	• Style	• Base	• Base
D	W	Edge	Number	Price
25"	45"	28½"	99992RCC	\$1111
.
.

Radius-End Worksurfaces

Panel Supported

SIN 711.1



Standard Includes	Required to Specify
<ul style="list-style-type: none"> • Worksurface: laminate • Worksurface edge: plastic • Height-adjustable column support: all paint price groups • Attachment brackets: black paint only • Radius edge with self edge at panel attachment 	<ol style="list-style-type: none"> 1 Style number 2 Laminate color number for worksurface 3 Plastic color number for worksurface edge 4 Paint color number for column support 5 Options, if selected (see below) <p>▶ See <i>Surface Materials</i>, page 443.</p>

Options	Price	Required to Specify
Surface Materials Worksurface <ul style="list-style-type: none"> • Open Line laminate 	+\$ 65 plus cost of laminate	▶ See <i>Surface Materials Reference Manual</i> .
Column support <ul style="list-style-type: none"> • Polished Chrome 	+\$108	Specify with 9201 Polished Chrome column.

Specification Information

Dimensions		Cartons Shipped	Style Number	Base Price
D	W			
:	:	:	:	:

30"D Radius-End Worksurfaces

30"	60"	2	8560309	\$1230
30"	65"	2	8565309	\$1258
30"	70"	2	8570309	\$1288
:	:	:	:	:

35"D Radius-End Worksurface

35"	70"	2	8570359	\$1356
:	:	:	:	:

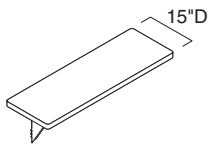
36"D Radius-End Worksurface

36"	70"	2	8570369	\$1372
:	:	:	:	:

Series 9000

Transaction Worksurfaces

SIN 711.1



Standard Includes	Required to Specify
<ul style="list-style-type: none"> • Worksurface: laminate • Worksurface edge: plastic • Support brackets for use with enhanced panel top caps: all paint price groups 	<ol style="list-style-type: none"> 1 Style number 2 Laminate color number for worksurface 3 Plastic color number for worksurface edge 4 Paint color number for support brackets 5 Options, if selected (see below) <p>▶ See <i>Surface Materials</i>, page 443.</p>

Options	Price	Required to Specify
Surface Materials Worksurface <ul style="list-style-type: none"> • Open Line laminate 	+\$65 plus cost of laminate	▶ See <i>Surface Materials Reference Manual</i> .

Specification Information

Dimensions	Style	Base
D W	Number	Price

Straight Transaction Worksurfaces

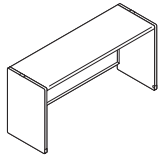
15"	25"	9TT2515	\$249
15"	30"	9TT3015	\$274
15"	35"	9TT3515	\$294
15"	36"	9TT3615	\$294
15"	42"	9TT4215	\$338
15"	45"	9TT4515	\$338
15"	60"	9TT6015	\$408
15"	70"	9TT7015	\$452
:	:	:	:

20"D Freestanding Desks without Pedestals

20"D Freestanding Desks
without Pedestals

With Full-Height Flush Back Panel

SIN 711.1



Tip: Conventional worksurfaces are now made with wood core substrates.

Standard Includes	Required to Specify
<ul style="list-style-type: none"> • Worksurface: laminate • End panels, back panel, and end panel trim: paint price group 1 • 29³/₄"H worksurface • Shipped knocked down 	<ol style="list-style-type: none"> 1 Style number 2 Laminate color number for worksurface 3 Paint color number for end panels, back panel, and end panel trim 4 Options, if selected (see below) <p>▶ See <i>Surface Materials</i>, page 443.</p>

Options	Price	Required to Specify
Surface Materials <ul style="list-style-type: none"> • Open Line laminate 	+\$ 65 plus cost of laminate	▶ See <i>Surface Materials Reference Manual</i> .
Desk <ul style="list-style-type: none"> • Paint price group 1 • Paint price group 2 • Paint price group 3 	No cost +\$ 66 +\$111	Specify paint color number. Specify paint color number. Specify paint color number.
Grommets	+\$ 37 each	Back left: 99954L and color number Back right: 99954R and color number Back center: 99954C and color number Keyboard left: 99954KBL and color number Keyboard right: 99954KBR and color number Keyboard center: 99954KBC and color number ▶ See <i>Surface Materials</i> , page 443, for plastic color numbers.
Worksurface Height <ul style="list-style-type: none"> • 28³/₄"H • 27¹/₄"H 	No cost No cost	Specify with 28 ³ / ₄ " height. Specify with 27 ¹ / ₄ " height.
Side Attachment <ul style="list-style-type: none"> • Left (right) end panel omitted; side-attachment brackets included 	-\$275	Specify omit left (right) end panel; add side-attachment brackets.
Related Products <ul style="list-style-type: none"> • Worksurface brackets and clamps • Worksurface accessories • Pedestals • Worksurface wiring and cabling 		▶ Page 384 ▶ Page 386 ▶ Pages 387–391 ▶ Page 432

Specification Information

• Dimensions			• Knee-	• Style	• Base
D	W	H	space	Number	Price
			Width		

With Full-Height Flush Back Panel

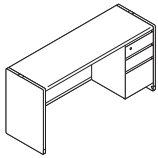
20"	45"	30"	42 ³ / ₄ "	9213ALM	\$1220
20"	60"	30"	57 ³ / ₄ "	9217ALM	\$1300
20"	70"	30"	67 ³ / ₄ "	9221ALM	\$1337

Series 9000

20"D Freestanding Desks, Single Pedestal

With Full-Height Flush Back Panel

SIN 711.1



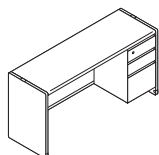
Tip: Legal-size file folders cannot be filed in 20"D nominal depth pedestals.

Tip: Conventional worksurfaces are now made with wood core substrates.

Standard Includes		Required to Specify	
<ul style="list-style-type: none"> • Worksurface: laminate • End panels, back panel, end panel trim, and pedestal: paint price group 1 • Pedestal lock face ring with plastic plug to accommodate lock cylinder: 9201 Polished Chrome • 29³/₄"H worksurface • Pedestal face lock keyed random: 9201 Polished Chrome • Pedestal located at right • Full drawer interiors: black only <ul style="list-style-type: none"> —One pencil tray and two box drawer dividers per box/file or box/box/file pedestal • Shipped knocked down 		<ol style="list-style-type: none"> 1 Style number 2 Laminate color number for worksurface 3 Paint color number for end panels, back panel, end panel trim, and pedestal 4 Options, if selected (see below) <ul style="list-style-type: none"> ▶ See <i>Surface Materials</i>, page 443. 	
Options	Price	Required to Specify	
Surface Materials	Worksurface	▶ See <i>Surface Materials Reference Manual</i> .	
	• Open Line laminate	+\$ 65 plus cost of laminate	
	Desk		
	• Paint price group 1	No cost	Specify paint color number.
	• Paint price group 2	+\$108	Specify paint color number.
	• Paint price group 3	+\$182	Specify paint color number.
Drawer Accessories	Rails		Specify with rails.
	• Two side-to-side hanging file rails per file drawer	No cost	
Lock and Keying	Pedestal face lock		Specify with 9250 Ember Chrome lock.
	• Ember Chrome	No cost	
	Individual locking drawers		Specify with individual drawer lock.
	• File/file pedestals only	+\$122	
	Keying		▶ Page 460
	• Factory- and field-installed keying		
Grommets		+\$ 37 each	Back left: 99954L and color number Back right: 99954R and color number Back center: 99954C and color number Keyboard left: 99954KBL and color number Keyboard right: 99954KBR and color number Keyboard center: 99954KBC and color number ▶ See <i>Surface Materials</i> , page 443, for plastic color numbers.
Pedestal	Substitutions for desks with full-height back panel		Specify with 9U893.
	• File, file	No cost	
	Location		Specify with pedestals left.
	• Left	No cost	
Worksurface Height	• 28 ³ / ₄ "H	No cost	Specify with 28 ³ / ₄ " height.
	• 27 ¹ / ₄ "H	No cost	Specify with 27 ¹ / ₄ " height.
Side Attachment	• Left (right) end panel omitted; side-attachment brackets included	-\$275	Specify omit left (right) end panel; add side-attachment brackets.
Related Products	• Worksurface brackets and clamps		▶ Page 384
	• Worksurface accessories		▶ Page 386
	• Storage brackets and storage accessories		▶ Page 394
	• Worksurface wiring and cabling		▶ Page 432

Specification Information

• Dimensions			• Knee- space Width	• Style Number	• Base Price
D	W	H			



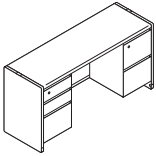
With Full-Height Flush Back Panel

20	45"	30"	27 ³ / ₄ "	9213TLM	\$1929
20"	60"	30"	42 ³ / ₈ "	9217TLM	\$2009
20"	70"	30"	52 ³ / ₄ "	9221TLM	\$2046
:	:	:	:	:	:

20"D Freestanding Desks, Double Pedestal

With Full-Height Flush Back Panel

SIN 711.1



Tip: Legal-size file folders cannot be filed in 20"D nominal depth pedestals.

Tip: Conventional worksurfaces are now made with wood core substrates.

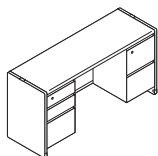
Standard Includes		Required to Specify	
<ul style="list-style-type: none"> • Worksurface: laminate • End panels, back panel, end panel trim, and two pedestals: paint price group 1 • Pedestal lock face ring with plastic plug to accommodate lock cylinder: 9201 Polished Chrome • 29³/₄"H worksurface • Pedestal face locks, keyed random: 9201 Polished Chrome • Pedestal located at left and right • Full drawer interiors: black only <ul style="list-style-type: none"> —One pencil tray and two box drawer dividers per box/box/file pedestal • Shipped knocked down 		<ol style="list-style-type: none"> 1 Style number 2 Laminate color number for worksurface 3 Paint color number for end panels, back panel, end panel trim, and pedestals 4 Options, if selected (see below) <ul style="list-style-type: none"> ▶ See <i>Surface Materials</i>, page 443. 	
Options	Price	Required to Specify	
Surface Materials	Worksurface	▶ See <i>Surface Materials Reference Manual</i> .	
	• Open Line laminate	+ \$ 65 plus cost of laminate	
	Desk		
	• Paint price group 1	No cost	Specify paint color number.
	• Paint price group 2	+\$150	Specify paint color number.
	• Paint price group 3	+\$253	Specify paint color number.
Drawer Accessories	Rails		Specify <i>with rails</i> .
	• Two side-to-side hanging file rails per file drawer	No cost	
Lock and Keying	Pedestal face lock		Specify <i>with 9250 Ember Chrome lock</i> .
	• Ember Chrome	No cost	
	Individual locking drawers		Specify <i>with individual drawer lock</i> .
	• File/file pedestals only	+\$122	
	Keying		▶ Page 460
	• Factory- and field-installed keying		
Grommets		+ \$ 37 each	Back left: <i>99954L</i> and color number Back right: <i>99954R</i> and color number Back center: <i>99954C</i> and color number Keyboard left: <i>99954KBL</i> and color number Keyboard right: <i>99954KBR</i> and color number Keyboard center: <i>99954KBC</i> and color number ▶ See <i>Surface Materials</i> , page 443, for plastic color numbers.
Pedestals	Substitutions for desks with full-height back panel		
	• File, file	No cost	Specify <i>with 9U893</i> and location.
	• Box, box, file	No cost	Specify <i>with 9U881</i> and location.
	Location		
	• Both left (right)	No cost	Specify <i>with all pedestals left (right)</i> .
Worksurface Height	• 28 ³ / ₄ "H	No cost	Specify <i>with 28³/₄" height</i> .
	• 27 ¹ / ₄ "H	No cost	Specify <i>with 27¹/₄" height</i> .
Side Attachment	• Left (right) end panel omitted; side-attachment brackets included	-\$275	Specify <i>omit left (right) end panel; add side-attachment brackets</i> .
Related Products	• Worksurface brackets and clamps		▶ Page 384
	• Worksurface accessories		▶ Page 386
	• Storage brackets and storage accessories		▶ Page 394
	• Worksurface wiring and cabling		▶ Page 432

Specification Information

Dimensions			Knee-space Width	Style Number	Base Price
D	W	H			

With Full-Height Flush Back Panel

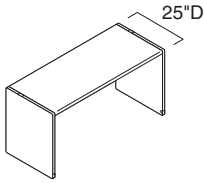
20"	60"	30"	27 ³ / ₄ "	9217ULM	\$2789
20"	70"	30"	37 ³ / ₄ "	9221ULM	\$2826



25"D Freestanding Desks without Pedestals

With 3/4- or Full-Height Flush Back Panel

SIN 711.1



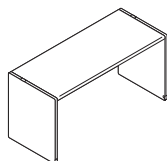
Tip: Conventional worksurfaces are now made with wood core substrates.

Standard Includes	Required to Specify
<ul style="list-style-type: none"> • Worksurface: laminate • End panels, back panel, and end panel trim: paint price group 1 • 29 3/4"H worksurface • Shipped knocked down 	<ol style="list-style-type: none"> 1 Style number 2 Laminate color number for worksurface 3 Paint color number for end panels, back panel, and end panel trim 4 Options, if selected (see below) <p>▶ See <i>Surface Materials</i>, page 443.</p>

Options	Price	Required to Specify
Surface Materials <ul style="list-style-type: none"> • Open Line laminate 	+\$ 65 plus cost of laminate	▶ See <i>Surface Materials Reference Manual</i>
Desk <ul style="list-style-type: none"> • Paint price group 1 • Paint price group 2 • Paint price group 3 	No cost +\$ 66 +\$111	Specify paint color number. Specify paint color number. Specify paint color number.
Grommets	+\$ 37 each	Back left: 99954L and color number Back right: 99954R and color number Back center: 99954C and color number Keyboard left: 99954KBL and color number Keyboard right: 99954KBR and color number Keyboard center: 99954KBC and color number ▶ See <i>Surface Materials</i> , page 443, for plastic color numbers.
Clear-Access End Panel	No cost	Left: with 99157A Right: with 99159A Center: with 99161A
Center Drawer	+\$176	Specify with 99409 center drawer.
Worksurface Height <ul style="list-style-type: none"> • 28 3/4"H • 27 1/4"H • 26 1/4"H (not available with full-height back panel) 	No cost No cost No cost	Specify with 28 3/4" height. Specify with 27 1/4" height. Specify with 26 1/4" height.
Side Attachment <ul style="list-style-type: none"> • Left (right) end panel omitted; side-attachment brackets included 	-\$277	Specify omit left (right) end panel; add side-attachment brackets.
Related Products <ul style="list-style-type: none"> • Worksurface brackets and clamps • Worksurface accessories • Pedestals • Worksurface wiring and cabling 		▶ Page 384 ▶ Page 386 ▶ Pages 387–391 ▶ Page 432

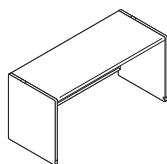
Specification Information

• Dimensions			• Knee- space Width	• Style Number	• Base Price
D	W	H			



With 3/4-Height Flush Back Panel

25"	30"	30"	27 ³ / ₄ "	9031AM	\$1195
25"	45"	30"	42 ³ / ₄ "	9035AM	\$1245
25"	60"	30"	57 ³ / ₄ "	9039AM	\$1370
25"	70"	30"	67 ³ / ₄ "	9047AM	\$1410
25"	75"	30"	72 ³ / ₄ "	9043AM	\$1417
25"	90"	30"	87 ³ / ₄ "	9082AM	\$1544



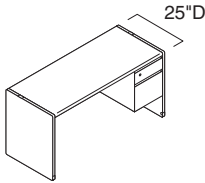
With Full-Height Flush Back Panel

25"	30"	30"	27 ³ / ₄ "	9231AM	\$1206
25"	45"	30"	42 ³ / ₄ "	9235AM	\$1256
25"	60"	30"	57 ³ / ₄ "	9239AM	\$1418
25"	70"	30"	67 ³ / ₄ "	9247AM	\$1463
25"	75"	30"	72 ³ / ₄ "	9243AM	\$1476
25"	90"	30"	87 ³ / ₄ "	9282AM	\$1600

25"D Freestanding Desks, Single Pedestal

With 3/4- or Full-Height Flush Back Panel

SIN 711.1



Tip: Conventional worksurfaces are now made with wood core substrates.

Standard Includes	Required to Specify
<ul style="list-style-type: none"> • Worksurface: laminate • End panels, back panel, end panel trim, and pedestal: paint price group 1 • Pedestal lock face ring with plastic plug to accommodate lock cylinder: 9201 Polished Chrome • 29 3/4"H worksurface • Pedestal face lock keyed random: 9201 Polished Chrome • Pedestal located at right • Full drawer interiors: black only <ul style="list-style-type: none"> — Full-depth drawer bodies — Full-extension drawer suspensions — One pencil tray per box/file or box/box/file pedestal, and box drawer dividers • Shipped knocked down 	<ol style="list-style-type: none"> 1 Style number 2 Laminate color number for worksurface 3 Paint color number for end panels, back panel, end panel trim, and pedestal 4 Options, if selected (see below) <p>▶ See <i>Surface Materials</i>, page 443.</p>

Options	Price	Required to Specify
Surface Materials <ul style="list-style-type: none"> • Open Line laminate 	+\$ 65 plus cost of laminate	▶ See <i>Surface Materials Reference Manual</i> .
Desk <ul style="list-style-type: none"> • Paint price group 1 • Paint price group 2 • Paint price group 3 	No cost +\$108 +\$182	Specify paint color number. Specify paint color number. Specify paint color number.
Lock and Keying <ul style="list-style-type: none"> • Ember Chrome 	No cost	Specify with 9250 Ember Chrome lock.
Individual locking drawers <ul style="list-style-type: none"> • File/file pedestals only 	+\$122	Specify with individual drawer lock.
Keying <ul style="list-style-type: none"> • Factory- and field-installed keying 		▶ Page 460
Grommets	+\$ 37 each	Back left: 99954L and color number Back right: 99954R and color number Back center: 99954C and color number Keyboard left: 99954KBL and color number Keyboard right: 99954KBR and color number Keyboard center: 99954KBC and color number ▶ See <i>Surface Materials</i> , page 443, for plastic color numbers.
Clear-Access End Panel <ul style="list-style-type: none"> • Available on non-pedestal side only 	No cost	Left: with 99157A Right: with 99159A Center: with 99161A
Back Panel <ul style="list-style-type: none"> • 30"W • 45"W • 60"W • 70"W • 75"W • 90"W 	+\$ 11 +\$ 11 +\$ 48 +\$ 53 +\$ 59 +\$ 56	Substitutions of full-height back panel on desks with 3/4-height back panel Specify with 99169 back panel. Specify with 99171 back panel. Specify with 99172 back panel. Specify with 99174 back panel. Specify with 99175 back panel. Specify with 99178 back panel.
Pedestal <ul style="list-style-type: none"> • File, file 	No cost	Specify with 9U223.
Location <ul style="list-style-type: none"> • Left 	No cost	Specify with pedestals left.
Center Drawer <ul style="list-style-type: none"> • Available on 45"W or wider desks only 	+\$176	Specify with 99409 center drawer.

▶ Options, continued on next page

SIN 711.1

► Options, continued from previous page

Options	Price	Required to Specify
Worksurface Height <ul style="list-style-type: none"> • 28¾"H • 27¼"H • 26¼"H (not available with full-height back panel) 	No cost No cost No cost	Specify with 28¾" height. Specify with 27¼" height. Specify with 26¼" height.
Side Attachment <ul style="list-style-type: none"> • Left (right) end panel omitted; side-attachment brackets included 	-\$277	Specify omit left (right) end panel; add side-attachment brackets.
Related Products <ul style="list-style-type: none"> • Worksurface brackets and clamps • Worksurface accessories • Storage brackets and storage accessories • Worksurface wiring and cabling 		► Page 384 ► Page 386 ► Page 394 ► Page 432

Specification Information

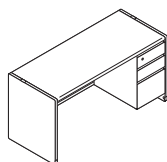
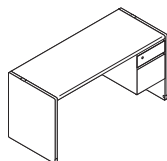
Dimensions			Knee-space Width	Style Number	Base Price
D	W	H			

With ¾-Height Flush Back Panel

25"	30"	30"	12¾"	9031BM	\$1678
25"	45"	30"	27¾"	9035BM	\$1728
25"	60"	30"	42¾"	9039BM	\$1853
25"	70"	30"	52¾"	9047BM	\$1893
25"	75"	30"	57¾"	9043BM	\$1900
25"	90"	30"	72¾"	9082BM	\$2027

With Full-Height Flush Back Panel

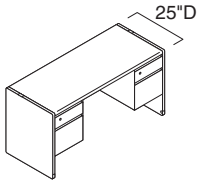
25"	30"	30"	12¾"	9231BM	\$1915
25"	45"	30"	27¾"	9235BM	\$1965
25"	60"	30"	42¾"	9239BM	\$2127
25"	70"	30"	52¾"	9247BM	\$2172
25"	75"	30"	57¾"	9243BM	\$2185
25"	90"	30"	72¾"	9282BM	\$2309



25"D Freestanding Desks, Double Pedestal

With 3/4- or Full-Height Flush Back Panel

SIN 711.1



Tip: Conventional worksurfaces are now made with wood core substrates.

Standard Includes	Required to Specify
<ul style="list-style-type: none"> • Worksurface: laminate • End panels, back panel, end panel trim, and two pedestals: paint price group 1 • Pedestal lock face ring with plastic plug to accommodate lock cylinder: 9201 Polished Chrome • 29 3/4"H worksurface • Pedestal face locks, keyed random: 9201 Polished Chrome • Pedestal located at left and right • Full drawer interiors: black only <ul style="list-style-type: none"> —One pencil tray per box/file or box/box/file pedestal and box drawer dividers • Shipped knocked down 	<ol style="list-style-type: none"> 1 Style number 2 Laminate color number for worksurface 3 Paint color number for end panels, back panel, end panel trim, and pedestals 4 Options, if selected (see below) <ul style="list-style-type: none"> ▶ See <i>Surface Materials</i>, page 443.

Options	Price	Required to Specify
Surface Materials <ul style="list-style-type: none"> • Open Line laminate 	+\$ 65 plus cost of laminate	▶ See <i>Surface Materials Reference Manual</i> .
Desk <ul style="list-style-type: none"> • Paint price group 1 • Paint price group 2 • Paint price group 3 	No cost +\$150 +\$253	Specify paint color number. Specify paint color number. Specify paint color number.
Drawer Accessories <ul style="list-style-type: none"> • Two side-to-side hanging file rails per file drawer 	No cost	Specify <i>with rails</i> .
Lock and Keying <ul style="list-style-type: none"> • Ember Chrome 	No cost	Specify <i>with 9250 Ember Chrome lock</i> .
Individual locking drawers <ul style="list-style-type: none"> • File/file pedestals only 	+\$122	Specify <i>with individual drawer lock</i> .
Keying <ul style="list-style-type: none"> • Factory- and field-installed keying 		▶ Page 460
Grommets	+\$ 37 each	Back left: 99954L and color number Back right: 99954R and color number Back center: 99954C and color number Keyboard left: 99954KBL and color number Keyboard right: 99954KBR and color number Keyboard center: 99954KBC and color number ▶ See <i>Surface Materials</i> , page 443, for plastic color numbers.
Clear-Access End Panel <ul style="list-style-type: none"> • Available on non-pedestal side only 	No cost	Left: <i>with 99157A</i> Right: <i>with 99159A</i> Center: <i>with 99161A</i>
Back Panel <ul style="list-style-type: none"> • 60"W • 70"W • 75"W 	+\$ 48 +\$ 53 +\$ 59	Substitutions of full-height back panel on desks with 3/4-height back panel Specify <i>with 99172 back panel</i> . Specify <i>with 99174 back panel</i> . Specify <i>with 99175 back panel</i> .
Pedestal <ul style="list-style-type: none"> • File, file • Box, box, file 	No cost No cost	Specify <i>with 9U223</i> and location. Specify <i>with 9U224</i> and location.
Location <ul style="list-style-type: none"> • Left 	No cost	Specify <i>with pedestals left (right)</i> .

▶ Options, continued on next page

► Options, continued from previous page

Options	Price	Required to Specify
Center Drawer	+\$176	Specify with 99409 center drawer.
Worksurface Height	<ul style="list-style-type: none"> • 28¾"H No cost • 27¼"H No cost • 26¼"H (not available with full-height back panel) No cost 	<ul style="list-style-type: none"> Specify with 28¾" height. Specify with 27¼" height. Specify with 26¼" height.
Side Attachment	• Left (right) end panel omitted; side-attachment brackets included -\$277	Specify omit left (right) end panel; add side-attachment brackets.
Related Products	<ul style="list-style-type: none"> • Worksurface brackets and clamps • Worksurface accessories • Storage brackets and storage accessories • Worksurface wiring and cabling 	<ul style="list-style-type: none"> ► Page 384 ► Page 386 ► Page 394 ► Page 432

Specification Information

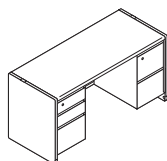
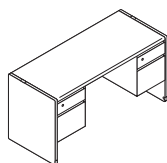
Dimensions			Knee-space Width	Style Number	Base Price
D	W	H			

With ¾-Height Flush Back Panel

25"	60"	30"	27¾"	9039CM	\$2407
25"	70"	30"	37¾"	9047CM	\$2447
25"	75"	30"	42¾"	9043CM	\$2454
.

With Full-Height Flush Back Panel

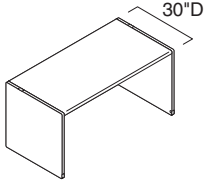
25"	60"	30"	27¾"	9239CM	\$2907
25"	70"	30"	37¾"	9247CM	\$2952
25"	75"	30"	42¾"	9243CM	\$2965
25"	90"	30"	57¾"	9282CM	\$3018
.



30"D Freestanding Desks without Pedestals

With 3/4- or Full-Height Flush Back Panel

SIN 711.1



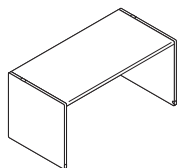
Tip: Conventional worksurfaces are now made with wood core substrates.

Standard Includes	Required to Specify
<ul style="list-style-type: none"> • Worksurface: laminate • End panels, back panel, and end panel trim: paint price group 1 or 2 • 29 3/4"H worksurface • Shipped knocked down 	<ol style="list-style-type: none"> 1 Style number 2 Laminate color number for worksurface 3 Paint color number for end panels, back panel, and end panel trim 4 Options, if selected (see below) <p>▶ See <i>Surface Materials</i>, page 443.</p>

Options	Price	Required to Specify
<p>Surface Materials</p> <p>Worksurface</p> <ul style="list-style-type: none"> • Open Line laminate <p>Desk</p> <ul style="list-style-type: none"> • Paint price group 1 • Paint price group 2 • Paint price group 3 	<p>+\$ 65 plus cost of laminate</p> <p>No cost</p> <p>+\$ 66</p> <p>+\$111</p>	<p>▶ See <i>Surface Materials Reference Manual</i>.</p> <p>Specify paint color number.</p> <p>Specify paint color number.</p> <p>Specify paint color number.</p>
<p>Grommets</p>	<p>+\$ 37 each</p>	<p>Back left: 99954L and color number</p> <p>Back right: 99954R and color number</p> <p>Back center: 99954C and color number</p> <p>Keyboard left: 99954KBL and color number</p> <p>Keyboard right: 99954KBR and color number</p> <p>Keyboard center: 99954KBC and color number</p> <p>▶ See <i>Surface Materials</i>, page 443, for plastic color numbers.</p>
<p>Center Drawer</p>	<p>+\$176</p>	<p>Specify with 99409 center drawer.</p>
<p>Worksurface Height</p> <ul style="list-style-type: none"> • 28 3/4"H • 27 1/4"H • 26 1/4"H (not available with full-height back panel) 	<p>No cost</p> <p>No cost</p> <p>No cost</p>	<p>Specify with 28 3/4" height.</p> <p>Specify with 27 1/4" height.</p> <p>Specify with 26 1/4" height.</p>
<p>Related Products</p> <ul style="list-style-type: none"> • Worksurface brackets and clamps • Worksurface accessories • Pedestals • Worksurface wiring and cabling 		<p>▶ Page 384</p> <p>▶ Page 386</p> <p>▶ Pages 387–391</p> <p>▶ Page 432</p>

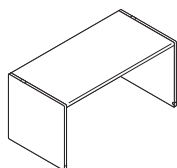
Specification Information

Dimensions			Knee-space Width	Style Number	Base Price
D	W	H			



With 3/4-Height Flush Back Panel

30"	30"	30"	27 ³ / ₄ "	9051AM	\$1335
30"	45"	30"	42 ³ / ₄ "	9055AM	\$1370
30"	60"	30"	57 ³ / ₄ "	9059AM	\$1503
30"	65"	30"	62 ³ / ₄ "	9063AM	\$1538
30"	70"	30"	67 ³ / ₄ "	9067AM	\$1586
30"	75"	30"	72 ³ / ₄ "	9072AM	\$1614
30"	90"	30"	87 ³ / ₄ "	9083AM	\$1755



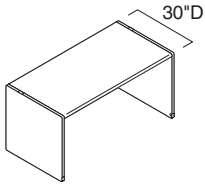
With Full-Height Flush Back Panel

30"	30"	30"	27 ³ / ₄ "	9251AM	\$1346
30"	45"	30"	42 ³ / ₄ "	9255AM	\$1381
30"	60"	30"	57 ³ / ₄ "	9259AM	\$1551
30"	65"	30"	62 ³ / ₄ "	9263AM	\$1596
30"	70"	30"	67 ³ / ₄ "	9267AM	\$1639
30"	75"	30"	72 ³ / ₄ "	9272AM	\$1673
30"	90"	30"	87 ³ / ₄ "	9283AM	\$1811

30"D Freestanding Desks without Pedestals

With 3/4- or Full-Height Recessed Back Panel

SIN 711.1

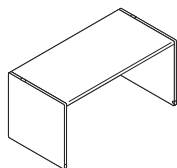


Tip: Conventional worksurfaces are now made with wood core substrates.

Standard Includes		Required to Specify	
<ul style="list-style-type: none"> • Worksurface: laminate • End panels, back panel, and end panel trim: paint price group 1 • 29 3/4"H worksurface • Shipped knocked down 		<ol style="list-style-type: none"> 1 Style number 2 Laminate color number for worksurface 3 Paint color number for end panels, back panel, and end panel trim 4 Options, if selected (see below) <p>▶ See <i>Surface Materials</i>, page 443.</p>	
Options	Price	Required to Specify	
Surface Materials	<p>Worksurface</p> <ul style="list-style-type: none"> • Open Line laminate <p>Desk</p> <ul style="list-style-type: none"> • Paint price group 1 • Paint price group 2 • Paint price group 3 	<p>+\$ 65 plus cost of laminate</p> <p>No cost +\$ 66 +\$111</p>	<p>▶ See <i>Surface Materials Reference Manual</i>.</p> <p>Specify paint color number. Specify paint color number. Specify paint color number.</p>
Grommets	+\$ 37 each	<p>Back left: 99954L and color number Back right: 99954R and color number Back center: 99954C and color number Keyboard left: 99954KBL and color number Keyboard right: 99954KBR and color number Keyboard center: 99954KBC and color number</p> <p>▶ See <i>Surface Materials</i>, page 443, for plastic color numbers.</p>	
Center Drawer	+\$176	Specify with 99409 center drawer.	
Worksurface Height	<ul style="list-style-type: none"> • 28 3/4"H • 27 1/4"H • 26 1/4"H 	<p>No cost No cost No cost</p>	<p>Specify with 28 3/4" height. Specify with 27 1/4" height. Specify with 26 1/4" height.</p>
Related Products	<ul style="list-style-type: none"> • Worksurface brackets and clamps • Worksurface accessories • Pedestals • Worksurface wiring and cabling 	<p>▶ Page 384 ▶ Page 386 ▶ Pages 387–391 ▶ Page 432</p>	

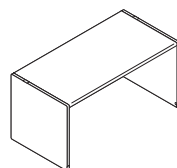
Specification Information

Dimensions			Knee-space Width	Style Number	Base Price
D	W	H			



With 3/4-Height Recessed Back Panel

30"	60"	30"	57 ³ / ₄ "	9059ARM	\$1503
30"	65"	30"	62 ³ / ₄ "	9063ARM	\$1538
30"	70"	30"	67 ³ / ₄ "	9067ARM	\$1586
30"	75"	30"	72 ³ / ₄ "	9072ARM	\$1614



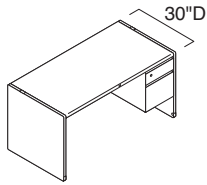
With Full-Height Recessed Back Panel

30"	60"	30"	57 ³ / ₄ "	9259ARM	\$1551
30"	65"	30"	62 ³ / ₄ "	9263ARM	\$1596
30"	70"	30"	67 ³ / ₄ "	9267ARM	\$1639
30"	75"	30"	72 ³ / ₄ "	9272ARM	\$1673

30"D Freestanding Desks, Single Pedestal

With 3/4- or Full-Height Flush Back Panel

SIN 711.1



Standard pedestal:
• Right: one box and one file drawer

Tip: Conventional worksurfaces are now made with wood core substrates.

Standard Includes	Required to Specify
<ul style="list-style-type: none"> • Worksurface: laminate • End panels, back panel, end panel trim, and pedestal: paint price group 1 • Pedestal lock face ring with plastic plug to accommodate lock cylinder: 9201 Polished Chrome • 29 3/4"H worksurface • Pedestal face lock, keyed random: 9201 Polished Chrome • Pedestal located at right • Full drawer interiors: black only <ul style="list-style-type: none"> —One pencil tray per box/file or box/box/file pedestal and box drawer dividers • Shipped knocked down 	<ol style="list-style-type: none"> 1 Style number 2 Laminate color number for worksurface 3 Paint color number for end panels, back panel, end panel trim, and pedestals 4 Options, if selected (see below) <p>▶ See <i>Surface Materials</i>, page 443.</p>

Options	Price	Required to Specify
Surface Materials <ul style="list-style-type: none"> • Open Line laminate 	+\$ 65 plus cost of laminate	▶ See <i>Surface Materials Reference Manual</i> .
Desk <ul style="list-style-type: none"> • Paint price group 1 • Paint price group 2 • Paint price group 3 	No cost +\$108 +\$182	Specify paint color number. Specify paint color number. Specify paint color number.
Drawer Accessories Rails <ul style="list-style-type: none"> • Two side-to-side hanging file rails per file drawer 	No cost	Specify <i>with rails</i> .
Lock and Keying Pedestal face lock <ul style="list-style-type: none"> • Ember Chrome 	No cost	Specify <i>with 9250 Ember Chrome lock</i> .
Individual locking drawers <ul style="list-style-type: none"> • File/file pedestals only 	+\$122	Specify <i>with individual drawer lock</i> .
Keying <ul style="list-style-type: none"> • Factory- and field-installed keying 		▶ Page 460
Grommets	+\$ 37 each	Back left: <i>99954L</i> and color number Back right: <i>99954R</i> and color number Back center: <i>99954C</i> and color number Keyboard left: <i>99954KBL</i> and color number Keyboard right: <i>99954KBR</i> and color number Keyboard center: <i>99954KBC</i> and color number ▶ See <i>Surface Materials</i> , page 443, for plastic color numbers.
Clear-Access End Panel	No cost	Left: <i>with 99163A</i> Right: <i>with 99165A</i> Center: <i>with 99167A</i>
Back Panel Substitutions of full-height back panel on desks with 3/4-height back panel <ul style="list-style-type: none"> • 45"W • 60"W • 65"W • 70"W • 75"W • 90"W 	+\$ 11 +\$ 48 +\$ 58 +\$ 53 +\$ 59 +\$ 56	Specify <i>with 99171 back panel</i> . Specify <i>with 99172 back panel</i> . Specify <i>with 99173 back panel</i> . Specify <i>with 99174 back panel</i> . Specify <i>with 99175 back panel</i> . Specify <i>with 99178 back panel</i> .
Pedestal Substitutions for desks with full-height back panel <ul style="list-style-type: none"> • File, file 	No cost	Specify <i>with 9U947</i> .
Location <ul style="list-style-type: none"> • Left 	No cost	Specify <i>with pedestals left</i> .

▶ Options, continued on next page

SIN 711.1

► Options, continued from previous page

Options	Price	Required to Specify
Center Drawer • Available on 45"W or wider desks	+\$176	Specify with 99409 center drawer.
Worksurface Height • 28¾"H • 27¼"H • 26¼"H (not available with full-height back panel)	No cost No cost No cost	Specify with 28¾" height. Specify with 27¼" height. Specify with 26¼" height.
Side Attachment • Left (right) end panel omitted on desks with flush back panel only; side-attachment brackets included	-\$332	Specify omit left (right) end panel; add side-attachment brackets.
Related Products • Worksurface brackets and clamps • Worksurface accessories • Storage brackets and storage accessories • Worksurface wiring and cabling		► Page 384 ► Page 386 ► Page 394 ► Page 432

Specification Information

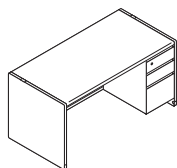
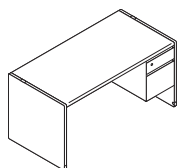
Dimensions			Knee-space Width	Style Number	Base Price
D	W	H			

With ¾-Height Flush Back Panel

30"	45"	30"	27¾"	9055BM	\$1879
30"	60"	30"	42¾"	9059BM	\$2012
30"	65"	30"	47¾"	9063BM	\$2047
30"	70"	30"	52¾"	9067BM	\$2095
30"	75"	30"	57¾"	9072BM	\$2123
30"	90"	30"	72¾"	9083BM	\$2264

With Full-Height Flush Back Panel

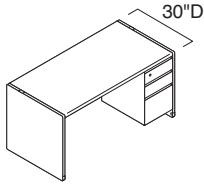
30"	45"	30"	27¾"	9255BM	\$2136
30"	60"	30"	42¾"	9259BM	\$2306
30"	65"	30"	47¾"	9263BM	\$2351
30"	70"	30"	52¾"	9267BM	\$2394
30"	75"	30"	57¾"	9272BM	\$2428
30"	90"	30"	72¾"	9283BM	\$2566



30"D Freestanding Desks, Single Pedestal

With 3/4- or Full-Height Recessed Back Panel

SIN 711.1



Standard pedestal:
• Right: two box and one file drawer

Tip: Conventional worksurfaces are now made with wood core substrates.

Standard Includes	Required to Specify
<ul style="list-style-type: none"> • Worksurface: laminate • End panels, back panel, end panel trim, and pedestal: paint price group 1 • Pedestal lock face ring with plastic plug to accommodate lock cylinder: 9201 Polished Chrome • 29 3/4"H worksurface • Pedestal face lock, keyed random: 9201 Polished Chrome • Pedestal located at right • Full drawer interiors: black only <ul style="list-style-type: none"> —One pencil tray per box/file or box/box/file pedestal and box drawer dividers • Shipped knocked down 	<ol style="list-style-type: none"> 1 Style number 2 Laminate color number for worksurface 3 Paint color number for end panels, back panel, end panel trim, and pedestals 4 Options, if selected (see below) <p>▶ See <i>Surface Materials</i>, page 443.</p>

Options	Price	Required to Specify
Surface Materials <ul style="list-style-type: none"> • Open Line laminate 	+\$ 65 plus cost of laminate	▶ See <i>Surface Materials Reference Manual</i> .
Desk <ul style="list-style-type: none"> • Paint price group 1 • Paint price group 2 • Paint price group 3 	No cost +\$108 +\$182	Specify paint color number. Specify paint color number. Specify paint color number.
Drawer Accessories <ul style="list-style-type: none"> • Two side-to-side hanging file rails per file drawer 	No cost	Specify <i>with rails</i> .
Lock and Keying <ul style="list-style-type: none"> • Ember Chrome 	No cost	Specify <i>with 9250 Ember Chrome lock</i> .
<ul style="list-style-type: none"> • Individual locking drawers 	+\$122	Specify <i>with individual drawer lock</i> .
<ul style="list-style-type: none"> • Keying 	Factory- and field-installed keying	▶ Page 460
Grommets	+\$ 37 each	Back left: 99954L and color number Back right: 99954R and color number Back center: 99954C and color number Keyboard left: 99954KBL and color number Keyboard right: 99954KBR and color number Keyboard center: 99954KBC and color number ▶ See <i>Surface Materials</i> , page 443, for plastic color numbers.
Back Panel	Substitutions of full-height back panel on desks with 3/4-height back panel <ul style="list-style-type: none"> • 60"W +\$ 48 • 65"W +\$ 58 • 70"W +\$ 53 • 75"W +\$ 59 	Specify <i>with 99172 back panel</i> . Specify <i>with 99173 back panel</i> . Specify <i>with 99174 back panel</i> . Specify <i>with 99175 back panel</i> .
Pedestal	Substitutions for desks with full-height back panel <ul style="list-style-type: none"> • File, file No cost 	Specify <i>with 9U9223</i> .
<ul style="list-style-type: none"> • Location 	<ul style="list-style-type: none"> • Left No cost 	Specify <i>with pedestals left</i> .
Center Drawer	+\$176	Specify <i>with 99409 center drawer</i> .
Worksurface Height	<ul style="list-style-type: none"> • 28 3/4"H No cost • 27 1/4"H No cost • 26 1/4"H (not available with full-height back panel) No cost 	Specify <i>with 28 3/4" height</i> . Specify <i>with 27 1/4" height</i> . Specify <i>with 26 1/4" height</i> .

▶ Options, continued on next page

► Options, continued from previous page

Options	Price	Required to Specify
Related Products	<ul style="list-style-type: none"> • Worksurface brackets and clamps • Worksurface accessories • Storage brackets and storage accessories • Worksurface wiring and cabling 	<ul style="list-style-type: none"> ► Page 384 ► Page 386 ► Page 394 ► Page 432

Specification Information

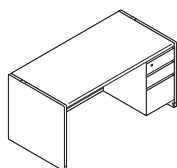
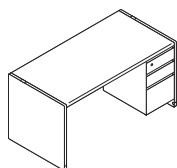
• Dimensions			• Knee-	• Style	• Base
D	W	H	space	Number	Price
			Width		

With 3/4-Height Recessed Back Panel

30"	60"	30"	42 ³ / ₄ "	9059BRM	\$2058
30"	65"	30"	47 ³ / ₄ "	9063BRM	\$2093
30"	70"	30"	52 ³ / ₄ "	9067BRM	\$2141
30"	75"	30"	57 ³ / ₄ "	9072BRM	\$2169
:	:	:	:	:	:

With Full-Height Recessed Back Panel

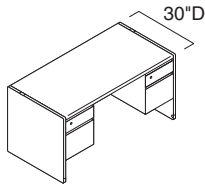
30"	60"	30"	42 ³ / ₄ "	9259BRM	\$2332
30"	65"	30"	47 ³ / ₄ "	9263BRM	\$2377
30"	70"	30"	52 ³ / ₄ "	9267BRM	\$2420
30"	75"	30"	57 ³ / ₄ "	9272BRM	\$2454
:	:	:	:	:	:



30"D Freestanding Desks, Double Pedestal

With 3/4- or Full-Height Flush Back Panel

SIN 711.1



Tip: Conventional worksurfaces are now made with wood core substrates.

Standard Includes	Required to Specify
<ul style="list-style-type: none"> • Worksurface: laminate • End panels, back panel, end panel trim, and two pedestals: paint price group 1 • Pedestal lock face ring with plastic plug to accommodate lock cylinder: 9201 Polished Chrome • 29 3/4"H worksurface • Pedestal face locks, keyed random: 9201 Polished Chrome • Pedestal located at left and right • Full drawer interiors: black only <ul style="list-style-type: none"> — One pencil tray per box/file or box/box/file pedestal and box drawer dividers • Shipped knocked down 	<ol style="list-style-type: none"> 1 Style number 2 Laminate color number for worksurface 3 Paint color number for end panels, back panel, end panel trim, and pedestals 4 Options, if selected (see below) <ul style="list-style-type: none"> ▶ See <i>Surface Materials</i>, page 443.

Options	Price	Required to Specify
Surface Materials <ul style="list-style-type: none"> • Open Line laminate 	+\$ 65 plus cost of laminate	▶ See <i>Surface Materials Reference Manual</i> .
Desk <ul style="list-style-type: none"> • Paint price group 1 • Paint price group 2 • Paint price group 3 	No cost +\$150 +\$253	Specify paint color number. Specify paint color number. Specify paint color number.
Drawer Accessories Rails <ul style="list-style-type: none"> • Two side-to-side hanging file rails per file drawer 	No cost	Specify <i>with rails</i> .
Lock and Keying Pedestal face lock <ul style="list-style-type: none"> • Ember Chrome 	No cost	Specify <i>with 9250 Ember Chrome lock</i> .
Individual locking drawers <ul style="list-style-type: none"> • File/file pedestals only 	+\$122	Specify <i>with individual drawer lock</i> .
Keying <ul style="list-style-type: none"> • Factory- and field-installed keying 		▶ Page 460
Grommets	+\$ 37 each	Back left: <i>99954L</i> and color number Back right: <i>99954R</i> and color number Back center: <i>99954C</i> and color number Keyboard left: <i>99954KBL</i> and color number Keyboard right: <i>99954KBR</i> and color number Keyboard center: <i>99954KBC</i> and color number ▶ See <i>Surface Materials</i> , page 443, for plastic color numbers.
Clear-Access End Panel	No cost	Left: <i>with 99163A</i> Right: <i>with 99165A</i> Center: <i>with 99167A</i> and location
Back Panel Substitutions of full-height back panel on desks with 3/4-height back panel <ul style="list-style-type: none"> • 60"W • 65"W • 70"W • 75"W • 90"W 	+\$ 48 +\$ 58 +\$ 53 +\$ 59 +\$ 56	Specify <i>with 99172 back panel</i> . Specify <i>with 99173 back panel</i> . Specify <i>with 99174 back panel</i> . Specify <i>with 99175 back panel</i> . Specify <i>with 99178 back panel</i> .
Pedestal Substitutions for desks with full-height back panel <ul style="list-style-type: none"> • File, file • Box, file 	No cost No cost	Specify <i>with 9U947</i> and location. Specify <i>with 9U948</i> and location.
Location <ul style="list-style-type: none"> • Both left (right) 	No cost	Specify <i>with all pedestals left (right)</i> .

▶ Options, continued on next page

► Options, continued from previous page

Options	Price	Required to Specify
Center Drawer	+\$176	Specify with 99409 center drawer.
Worksurface Height	<ul style="list-style-type: none"> • 28¾"H No cost • 27¼"H No cost • 26¼"H (not available with full-height back panel) No cost 	<ul style="list-style-type: none"> Specify with 28¾" height. Specify with 27¼" height. Specify with 26¼" height.
Side Attachment	• Left (right) end panel omitted on desks with flush back panel only; side-attachment brackets included -\$332	Specify omit left (right) end panel; add side-attachment brackets.
Related Products	<ul style="list-style-type: none"> • Worksurface brackets and clamps • Worksurface accessories • Storage brackets and storage accessories • Worksurface wiring and cabling 	<ul style="list-style-type: none"> ► Page 384 ► Page 386 ► Page 394 ► Page 432

Specification Information

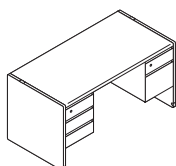
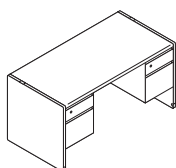
Dimensions			Knee-space Width	Style Number	Base Price
D	W	H			

With ¾-Height Flush Back Panel

30"	60"	30"	27¾"	9059CM	\$2592
30"	65"	30"	32¾"	9063CM	\$2627
30"	70"	30"	37¾"	9067CM	\$2675
30"	75"	30"	42¾"	9072CM	\$2703
30"	90"	30"	57¾"	9083CM	\$2773
.

With Full-Height Flush Back Panel

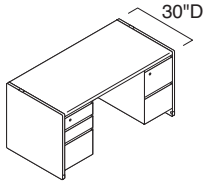
30"	60"	30"	27¾"	9259CM	\$3132
30"	65"	30"	32¾"	9263CM	\$3177
30"	70"	30"	37¾"	9267CM	\$3220
30"	75"	30"	42¾"	9272CM	\$3254
30"	90"	30"	57¾"	9283CM	\$3321
.



30"D Freestanding Desks, Double Pedestal

With $\frac{3}{4}$ - or Full-Height Recessed Back Panel

SIN 711.1



Standard pedestal:

- Left: two box and one file drawer
- Right: two file drawers

Tip: Conventional worksurfaces are now made with wood core substrates.

Standard Includes		Required to Specify	
<ul style="list-style-type: none"> • Worksurface: laminate • End panels, back panel, end panel trim, and two pedestals: paint price group 1 • Pedestal lock face ring with plastic plug to accommodate lock cylinder: 9201 Polished Chrome • 29$\frac{3}{4}$"H worksurface • Pedestal face locks, keyed random: 9201 Polished Chrome • Pedestal located at left and right • Full drawer interiors: black only <ul style="list-style-type: none"> —One pencil tray per box/file or box/box/file pedestal and box drawer dividers • Shipped knocked down 		<ol style="list-style-type: none"> 1 Style number 2 Laminate color number for worksurface 3 Paint color number for end panels, back panel, end panel trim, and pedestals 4 Options, if selected (see below) <ul style="list-style-type: none"> ▶ See <i>Surface Materials</i>, page 443. 	
Options	Price	Required to Specify	
Surface Materials	Worksurface	▶ See <i>Surface Materials Reference Manual</i> .	
	<ul style="list-style-type: none"> • Open Line laminate 	+\$ 65 plus cost of laminate	
	Desk		
	<ul style="list-style-type: none"> • Paint price group 1 • Paint price group 2 • Paint price group 3 	No cost +\$150 +\$253	Specify paint color number. Specify paint color number. Specify paint color number.
Drawer Accessories	Rails		
	<ul style="list-style-type: none"> • Two side-to-side hanging file rails per file drawer 	No cost	Specify with rails.
Lock and Keying	Pedestal face lock		
	<ul style="list-style-type: none"> • Ember Chrome 	No cost	Specify with 9250 Ember Chrome lock.
	Individual locking drawers		
	<ul style="list-style-type: none"> • File/file pedestals only 	+\$122	Specify with individual drawer lock.
	Keying		
	<ul style="list-style-type: none"> • Factory- and field-installed keying 		▶ Page 460
Grommets		+\$ 37 each	Back left: 99954L and color number Back right: 99954R and color number Back center: 99954C and color number Keyboard left: 99954KBL and color number Keyboard right: 99954KBR and color number Keyboard center: 99954KBC and color number ▶ See <i>Surface Materials</i> , page 443, for plastic color numbers.
Back Panel	Substitutions of full-height back panel on desks with $\frac{3}{4}$-height back panel		
	<ul style="list-style-type: none"> • 60"W • 65"W • 70"W • 75"W 	+\$ 48 +\$ 58 +\$ 53 +\$ 59	Specify with 99172 back panel. Specify with 99173 back panel. Specify with 99174 back panel. Specify with 99175 back panel.
Pedestal	Substitutions for desks with full-height back panel		
	<ul style="list-style-type: none"> • File, file • Box, box, file 	No cost No cost	Specify with 9U947 and location. Specify with 9U948 and location.
	Location		
	<ul style="list-style-type: none"> • Both left (right) 	No cost	Specify with all pedestals left (right).
Center Drawer		+\$176	Specify with 99409 center drawer.
Worksurface Height	<ul style="list-style-type: none"> • 28$\frac{3}{4}$"H • 27$\frac{1}{4}$"H • 26$\frac{1}{4}$"H (not available with full-height back panel) 	No cost No cost No cost	Specify with 28 $\frac{3}{4}$ " height. Specify with 27 $\frac{1}{4}$ " height. Specify with 26 $\frac{1}{4}$ " height.

▶ Options, continued on next page

► Options, continued from previous page

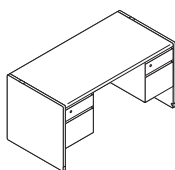
Options	Price	Required to Specify
Related Products	<ul style="list-style-type: none"> • Worksurface brackets and clamps • Worksurface accessories • Storage brackets and storage accessories • Worksurface wiring and cabling 	<ul style="list-style-type: none"> ► Page 384 ► Page 386 ► Page 394 ► Page 432

Specification Information

Dimensions	Knee-space	Style	Base
D W H	Width	Number	Price

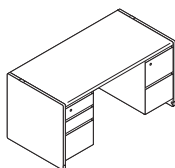
With 3/4-Height Recessed Back Panel

30"	60"	30"	27 ³ / ₄ "	9059CRM	\$2684
30"	65"	30"	32 ³ / ₄ "	9063CRM	\$2719
30"	70"	30"	37 ³ / ₄ "	9067CRM	\$2767
30"	75"	30"	42 ³ / ₄ "	9072CRM	\$2795



With Full-Height Recessed Back Panel

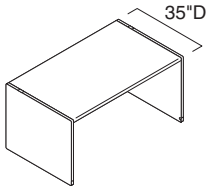
30"	60"	30"	27 ³ / ₄ "	9259CRM	\$3184
30"	65"	30"	32 ³ / ₄ "	9263CRM	\$3229
30"	70"	30"	37 ³ / ₄ "	9267CRM	\$3272
30"	75"	30"	42 ³ / ₄ "	9272CRM	\$3306



35"D Freestanding Desks without Pedestals

With Full-Height Recessed Back Panel

SIN 711.1



Tip: Conventional worksurfaces are now made with wood core substrates.

Standard Includes	Required to Specify
<ul style="list-style-type: none"> • Worksurface: laminate • End panels, back panel, and end panel trim: paint price group 1 • 29¾"H worksurface • Shipped knocked down 	<ol style="list-style-type: none"> 1 Style number 2 Laminate color number for worksurface 3 Paint color number for end panels, back panel, and end panel trim 4 Options, if selected (see below) <p>▶ See <i>Surface Materials</i>, page 443.</p>

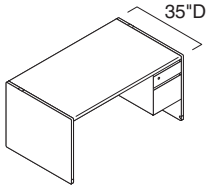
Options	Price	Required to Specify
Surface Materials <ul style="list-style-type: none"> • Open Line laminate 	+\$ 65 plus cost of laminate	▶ See <i>Surface Materials Reference Manual</i> .
Desk <ul style="list-style-type: none"> • Paint price group 1 • Paint price group 2 • Paint price group 3 	No cost +\$ 66 +\$111	Specify paint color number. Specify paint color number. Specify paint color number.
Grommets	+\$ 37 each	Back left: 99954L and color number Back right: 99954R and color number Back center: 99954C and color number Keyboard left: 99954KBL and color number Keyboard right: 99954KBR and color number Keyboard center: 99954KBC and color number ▶ See <i>Surface Materials</i> , page 443, for plastic color numbers.
Center Drawer	+\$176	Specify with 99409 center drawer.
Worksurface Height <ul style="list-style-type: none"> • 28¾"H 	No cost	Specify with 28¾" height.
Related Products <ul style="list-style-type: none"> • Worksurface brackets and clamps • Worksurface accessories • Pedestals • Worksurface wiring and cabling 		▶ Page 384 ▶ Page 386 ▶ Pages 387–391 ▶ Page 432

Specification Information					
• Dimensions	• Knee-space			• Style Number	• Base Price
	D	W	H		
35"	60"	30"	57¾"	9271AM	\$1706
35"	70"	30"	67¾"	9279AM	\$1790
35"	75"	30"	72¾"	9280AM	\$1831
•	•	•	•	•	•

35"D Freestanding Desks, Single Pedestal

With 3/4- or Full-Height Recessed Back Panel

SIN 711.1



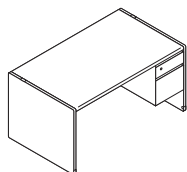
Tip: Conventional worksurfaces are now made with wood core substrates.

Standard Includes	Required to Specify
<ul style="list-style-type: none"> • Worksurface: laminate • End panels, back panel, end panel trim, and pedestal: paint price group 1 • Pedestal lock face ring with plastic plug to accommodate lock cylinder: 9201 Polished Chrome • 29 3/4"H worksurface • Pedestal face lock, keyed random: 9201 Polished Chrome • Pedestal located at right • Full drawer interiors: black only <ul style="list-style-type: none"> —One pencil tray per box/file or box/box/file pedestal and box drawer dividers • Shipped knocked down 	<ol style="list-style-type: none"> 1 Style number 2 Laminate color number for worksurface 3 Paint color number for end panels, back panel, end panel trim, and pedestal 4 Options, if selected (see below) <p>▶ See <i>Surface Materials</i>, page 443.</p>

Options	Price	Required to Specify
Surface Materials <ul style="list-style-type: none"> • Open Line laminate 	+\$ 65 plus cost of laminate	▶ See <i>Surface Materials Reference Manual</i> .
Desk <ul style="list-style-type: none"> • Paint price group 1 • Paint price group 2 • Paint price group 3 	No cost +\$108 +\$182	Specify paint color number. Specify paint color number. Specify paint color number.
Drawer Accessories <ul style="list-style-type: none"> • Two side-to-side hanging file rails per file drawer 	No cost	Specify <i>with rails</i> .
Lock and Keying <ul style="list-style-type: none"> • Pedestal face lock <ul style="list-style-type: none"> • Ember Chrome 	No cost	Specify <i>with 9250 Ember Chrome lock</i> .
<ul style="list-style-type: none"> • Individual locking drawers <ul style="list-style-type: none"> • File/file pedestals only 	+\$122	Specify <i>with individual drawer lock</i> .
<ul style="list-style-type: none"> • Keying <ul style="list-style-type: none"> • Factory- and field-installed keying 		▶ Page 460
Grommets	+\$ 37 each	Back left: 99954L and color number Back right: 99954R and color number Back center: 99954C and color number Keyboard left: 99954KBL and color number Keyboard right: 99954KBR and color number Keyboard center: 99954KBC and color number ▶ See <i>Surface Materials</i> , page 443, for plastic color numbers.
Back Panel	Substitutions of full-height back panel on desks with 3/4-height back panel <ul style="list-style-type: none"> • 65"W +\$ 58 • 70"W +\$ 53 • 75"W +\$ 59 	Specify <i>with 99173 back panel</i> . Specify <i>with 99174 back panel</i> . Specify <i>with 99175 back panel</i> .
Pedestal	Substitutions for desks with full-height back panel <ul style="list-style-type: none"> • File, file No cost 	Specify <i>with 9U947</i> .
<ul style="list-style-type: none"> • Location <ul style="list-style-type: none"> • Left 	No cost	Specify <i>with pedestals left</i> .
Center Drawer	+\$176	Specify <i>with 99409 center drawer</i> .
Worksurface Height	• 28 3/4"H No cost	Specify <i>with 28 3/4" height</i> .
Related Products	<ul style="list-style-type: none"> • Worksurface brackets and clamps • Worksurface accessories • Storage brackets and storage accessories • Worksurface wiring and cabling 	▶ Page 384 ▶ Page 386 ▶ Page 394 ▶ Page 432

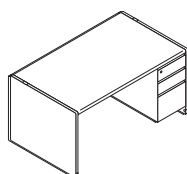
Specification Information

• Dimensions			• Knee- space Width	• Style Number	• Base Price
D	W	H			



With 3/4-Height Recessed Back Panel

35"	65"	30"	47 ³ / ₄ "	9075BM	\$2204
35"	70"	30"	52 ³ / ₄ "	9079BM	\$2246
35"	75"	30"	57 ³ / ₄ "	9080BM	\$2281
:	:	:	:	:	:



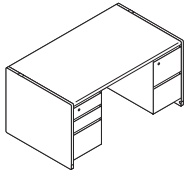
With Full-Height Recessed Back Panel

35"	65"	30"	47 ³ / ₄ "	9275BM	\$2508
35"	70"	30"	52 ³ / ₄ "	9279BM	\$2545
35"	75"	30"	57 ³ / ₄ "	9280BM	\$2586
:	:	:	:	:	:

35"D Freestanding Desks, Double Pedestal

With Full-Height Recessed Back Panel

SIN 711.1

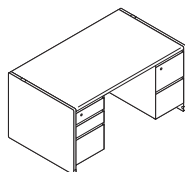


Tip: Conventional worksurfaces are now made with wood core substrates.

Standard Includes		Required to Specify	
<ul style="list-style-type: none"> • Worksurface: laminate • End panels, back panel, end panel trim, and two pedestals: paint price group 1 • Pedestal lock face ring with plastic plug to accommodate lock cylinder: 9201 Polished Chrome • 29³/₄"H worksurface • Pedestal face locks, keyed random: 9201 Polished Chrome • Pedestal located at left and right • Full drawer interiors: black only <ul style="list-style-type: none"> —One pencil tray per box/file or box/box/file pedestal and box drawer dividers • Shipped knocked down 		<ol style="list-style-type: none"> 1 Style number 2 Laminate color number for worksurface 3 Paint color number for end panels, back panel, end panel trim, and pedestals 4 Options, if selected (see below) <ul style="list-style-type: none"> ▶ See <i>Surface Materials</i>, page 443. 	
Options		Price	Required to Specify
Surface Materials	Worksurface		
	• Open Line laminate	+\$ 65 plus cost of laminate	▶ See <i>Surface Materials Reference Manual</i> .
	Desk		
	• Paint price group 1	No cost	Specify paint color number.
	• Paint price group 2	+\$150	Specify paint color number.
	• Paint price group 3	+\$253	Specify paint color number.
Drawer Accessories	Rails		
	• Two side-to-side hanging file rails per file drawer	No cost	Specify <i>with rails</i> .
Lock and Keying	Pedestal face lock		
	• Ember Chrome	No cost	Specify <i>with 9250 Ember Chrome lock</i> .
	Individual locking drawers		
	• File/file pedestals only	+\$122	Specify <i>with individual drawer lock</i> .
	Keying		
	• Factory- and field-installed keying		▶ Page 460
Grommets		+\$ 37 each	Back left: 99954L and color number Back right: 99954R and color number Back center: 99954C and color number Keyboard left: 99954KBL and color number Keyboard right: 99954KBR and color number Keyboard center: 99954KBC and color number ▶ See <i>Surface Materials</i> , page 443, for plastic color numbers.
Pedestal	Substitutions for desks with full-height back panel		
	• File, file	No cost	Specify <i>with 9U947</i> and location.
	• Box, box, file	No cost	Specify <i>with 9U948</i> and location.
	Location		
	• Both left (right)	No cost	Specify <i>with all pedestals left (right)</i> .
Center Drawer		+\$176	Specify <i>with 99409 center drawer</i> .
Worksurface Height	• 28 ³ / ₄ "H	No cost	Specify <i>with 28³/₄" height</i> .
Related Products	<ul style="list-style-type: none"> • Worksurface brackets and clamps • Worksurface accessories • Storage brackets and storage accessories • Worksurface wiring and cabling 		<ul style="list-style-type: none"> ▶ Page 384 ▶ Page 386 ▶ Page 394 ▶ Page 432

Specification Information

Dimensions			Knee-space Width	Style Number	Base Price
D	W	H			



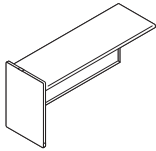
With Full-Height Recessed Back Panel

35"	60"	30"	27 ³ / ₄ "	9271CM	\$3287
35"	65"	30"	32 ³ / ₄ "	9275CM	\$3334
35"	70"	30"	37 ³ / ₄ "	9279CM	\$3371
35"	75"	30"	42 ³ / ₄ "	9280CM	\$3412

20"D Returns without Pedestals

With Full-Height Back Panel

SIN 711.1



Tip: Conventional worksurfaces are now made with wood core substrates.

Tip: Filler strip (black plastic standard, unless specified) ships with straight-height attachment bracket for 29 3/4" H worksurface.

Standard Includes	Required to Specify
<ul style="list-style-type: none"> • Left-hand return • Worksurface: laminate • End panel, flush back panel, and end panel trim: paint price group 1 or 2 • Attachment bracket • Shipped knocked down 	<ol style="list-style-type: none"> 1 Style number 2 Laminate color number for worksurface 3 Paint color number for end panel, back panel, and end panel trim 4 Options, if selected (see below) <p>▶ See <i>Surface Materials</i>, page 443.</p>

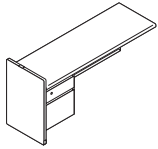
Options	Price	Required to Specify
Surface Materials <ul style="list-style-type: none"> • Open Line laminate 	+\$65 plus cost of laminate	▶ See <i>Surface Materials Reference Manual</i> .
Return <ul style="list-style-type: none"> • Paint price group 1 • Paint price group 2 • Paint price group 3 	No cost +\$47 +\$79	Specify paint color number. Specify paint color number. Specify paint color number.
Filler strip <ul style="list-style-type: none"> • Plastic 	No cost	Select plastic color number for filler strip. ▶ See <i>Surface Materials</i> , page 443, for plastic color numbers.
Grommets	+\$37 each	Back left: 99954L and color number Back right: 99954R and color number Back center: 99954C and color number Keyboard left: 99954KBL and color number Keyboard right: 99954KBR and color number Keyboard center: 99954KBC and color number ▶ See <i>Surface Materials</i> , page 443, for plastic color numbers.
Return Location	<ul style="list-style-type: none"> • Right-hand return 	No cost Specify with right-hand return.
Worksurface Height	<ul style="list-style-type: none"> • 29 3/4" H • 28 3/4" H • 27 1/4" H 	No cost No cost No cost Specify with 29 3/4" height. Specify with 28 3/4" height. Specify with 27 1/4" height.
Related Products	<ul style="list-style-type: none"> • Worksurface brackets and clamps • Worksurface accessories • Pedestals • Worksurface wiring and cabling 	▶ Page 384 ▶ Page 386 ▶ Pages 387–391 ▶ Page 432

Specification Information							
Dimensions	D	W	H	Standard Work-surface Height	Knee-space Width	Style Number	Base Price
20"	30"	30"	27 1/4"	28 7/8"	9201AEFLM	\$ 966	
20"	45"	30"	27 1/4"	43 7/8"	9213DEFLM	\$ 995	
20"	60"	30"	27 1/4"	58 7/8"	9217AEFLM	\$1075	

20"D Returns, One Pedestal

With 3/4- or Full-Height Back Panel

SIN 711.1



Tip: Conventional worksurfaces are now made with wood core substrates.

Tip: Legal-size file folders cannot be filed in 20"D nominal depth pedestals.

Standard Includes	Required to Specify
<ul style="list-style-type: none"> • Left-hand return • Worksurface: laminate • End panel, flush back panel, end panel trim, and pedestal: paint price group 1 • Pedestal lock face ring with plastic plug to accommodate lock cylinder: 9201 Polished Chrome • Attachment bracket • Pedestal face lock keyed random: 9201 Polished Chrome • Full drawer interiors: black only <ul style="list-style-type: none"> —One pencil tray per box/file or box/box/file pedestal and box drawer dividers • Shipped knocked down 	<ol style="list-style-type: none"> 1 Style number 2 Laminate color number for worksurface 3 Paint color number for end panel, back panel, end panel trim, and pedestal 4 Options, if selected (see below) <ul style="list-style-type: none"> ▶ See <i>Surface Materials</i>, page 443.

Options	Price	Required to Specify
Surface Materials <ul style="list-style-type: none"> • Open Line laminate 	+\$ 65 plus cost of laminate	▶ See <i>Surface Materials Reference Manual</i> .
Return with one pedestal		
<ul style="list-style-type: none"> • Paint price group 1 • Paint price group 2 • Paint price group 3 	No cost +\$ 89 +\$150	Specify paint color number. Specify paint color number. Specify paint color number.
Filler strip		
<ul style="list-style-type: none"> • Plastic 	No cost	Select plastic color number for filler strip. ▶ See <i>Surface Materials</i> , page 443, for plastic color numbers.
Lock and Keying		
Pedestal face lock		
<ul style="list-style-type: none"> • Ember Chrome 	No cost	Specify with 9250 Ember Chrome lock.
Individual locking drawers		
<ul style="list-style-type: none"> • File/file pedestals only 	+\$122	Specify with individual drawer lock.
Keying		
<ul style="list-style-type: none"> • Factory- and field-installed keying 		▶ Page 460
Grommets	+\$ 37 each	Back left: 99954L and color number Back right: 99954R and color number Back center: 99954C and color number Keyboard left: 99954KBL and color number Keyboard right: 99954KBR and color number Keyboard center: 99954KBC and color number ▶ See <i>Surface Materials</i> , page 443, for plastic color numbers.
Back Panel		
Substitutions of full-height back panel on desks with 3/4-height back panel		
<ul style="list-style-type: none"> • 30"W • 45"W • 60"W 	+\$ 11 +\$ 11 +\$ 48	Specify with 99169EF back panel. Specify with 99171EF back panel. Specify with 99172EF back panel.
Pedestals		
Substitutions for desks with full-height back panel		
<ul style="list-style-type: none"> • File, file 	No cost	Specify with 9U893 and location.
Return Location	<ul style="list-style-type: none"> • Right-hand return 	No cost Specify with right-hand return.

▶ Options, continued on next page

► Options, continued from previous page

Tip: Filler strip (black plastic standard, unless specified) ships with straight-height attachment bracket for 29³/₄"H worksurface.

Options	Price	Required to Specify
Worksurface Height	Available with 30"H end panel only	
• 29 ³ / ₄ "H	No cost	Specify with 29 ³ / ₄ " height.
• 28 ³ / ₄ "H	No cost	Specify with 28 ³ / ₄ " height.
• 27 ¹ / ₄ "H	No cost	Specify with 27 ¹ / ₄ " height.
Related Products	<ul style="list-style-type: none"> • Worksurface brackets and clamps • Worksurface accessories • Storage brackets and storage accessories • Worksurface wiring and cabling 	<ul style="list-style-type: none"> ► Page 384 ► Page 386 ► Page 394 ► Page 432

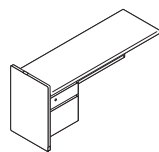
Specification Information

Dimensions	Standard Work-surface Height	Knee-space Width	Style Number	Base Price
D	W	H		
20"	30"	30"	9005REFLM	\$1438
20"	45"	30"	9013REFLM	\$1467
20"	60"	30"	9017TEFLM	\$1510

One Pedestal with 3/4-Height Back Panel

With 30"H End Panel

20"	30"	30"	26 ¹ / ₄ "	13 ⁷ / ₈ "	9005REFLM	\$1438
20"	45"	30"	26 ¹ / ₄ "	28 ⁷ / ₈ "	9013REFLM	\$1467
20"	60"	30"	26 ¹ / ₄ "	43 ⁷ / ₈ "	9017TEFLM	\$1510

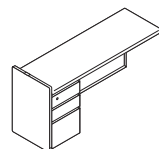


Standard pedestal:
• Left: one box and one file drawer

One Pedestal with Full-Height Back Panel

With 30"H End Panel

20"	30"	30"	27 ¹ / ₄ "	13 ⁷ / ₈ "	9205REFLM	\$1675
20"	45"	30"	27 ¹ / ₄ "	28 ⁷ / ₈ "	9213REFLM	\$1704
20"	60"	30"	27 ¹ / ₄ "	43 ⁷ / ₈ "	9217TEFLM	\$1784

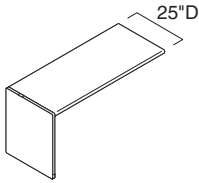


Standard pedestal:
• Left: two boxes and one file drawer

25"D Returns without Pedestals

With 3/4- or Full-Height Back Panel

SIN 711.1



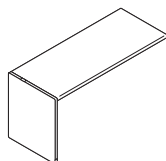
Tip: Conventional worksurfaces are now made with wood core substrates.

Tip: Filler strip is not shipped with drop-height bracket applications.

Standard Includes		Required to Specify	
<ul style="list-style-type: none"> Left-hand return Worksurface: laminate End panel, flush back panel, and end panel trim: paint price group 1 Filler strip: black plastic, if specified 29³/₄"H worksurface Attachment bracket Shipped knocked down 		<ol style="list-style-type: none"> Style number Laminate color number for worksurface Paint color number for end panel, back panel, and end panel trim Options, if selected (see below) <p>▶ See <i>Surface Materials</i>, page 443.</p>	
Options	Price	Required to Specify	
Surface Materials	Worksurface	▶ See <i>Surface Materials Reference Manual</i> .	
	<ul style="list-style-type: none"> Open Line laminate 	+\$ 65 plus cost of laminate	
	Return		Specify paint color number.
	<ul style="list-style-type: none"> Paint price group 1 Paint price group 2 Paint price group 3 	No cost +\$ 47 +\$ 79	Specify paint color number. Specify paint color number. Specify paint color number.
	Filler strip		Select plastic color number for filler strip.
	<ul style="list-style-type: none"> Plastic 	No cost	▶ See <i>Surface Materials</i> , page 443, for plastic color numbers.
Grommets		+\$ 37 each	Back left: 99954L and color number Back right: 99954R and color number Back center: 99954C and color number Keyboard left: 99954KBL and color number Keyboard right: 99954KBR and color number Keyboard center: 99954KBC and color number ▶ See <i>Surface Materials</i> , page 443, for plastic color numbers.
Clear-Access End Panel		No cost	Left: with 99157A Right: with 99159A Center: with 99161A
Return Location	<ul style="list-style-type: none"> Right-hand return 	No cost	Specify with <i>right-hand return</i> .
Center Drawer		+\$176	Specify with 99409 center drawer.
Worksurface Height	<ul style="list-style-type: none"> 28³/₄"H 27¹/₄"H 26¹/₄"H (not available with full-height back panel) 	No cost No cost No cost	Specify with 28 ³ / ₄ " height. Specify with 27 ¹ / ₄ " height. Specify with 26 ¹ / ₄ " height.
Related Products	<ul style="list-style-type: none"> Worksurface brackets and clamps Worksurface accessories Pedestals Worksurface wiring and cabling 		▶ Page 384 ▶ Page 386 ▶ Pages 387–391 ▶ Page 432

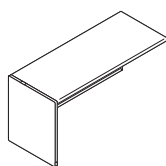
Specification Information

Dimensions			Knee-space Width	Style Number	Base Price
D	W	H			



With 3/4-Height Back Panel

25"	30"	30"	28 ⁷ / ₈ "	9031AEFLM	\$ 974
25"	45"	30"	43 ⁷ / ₈ "	9035DEFLM	\$1024
25"	60"	30"	58 ⁷ / ₈ "	9039EEFLM	\$1149
:	:	:	:	:	:



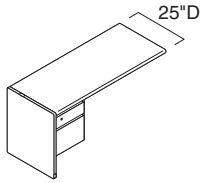
With Full-Height Back Panel

25"	30"	30"	28 ⁷ / ₈ "	9231AEFLM	\$ 985
25"	45"	30"	43 ⁷ / ₈ "	9235DEFLM	\$1035
25"	60"	30"	58 ⁷ / ₈ "	9239EEFLM	\$1197
:	:	:	:	:	:

25"D Returns, One or Two Pedestals

With 3/4- or Full-Height Back Panel

SIN 711.1



Tip: Conventional worksurfaces are now made with wood core substrates.

Tip: Back grommets are not available on a 45"W desk with cord catcher.

Standard Includes	Required to Specify
<ul style="list-style-type: none"> Left-hand return Worksurface: laminate End panel, flush back panel, end panel trim, and pedestal: paint price group 1 Pedestal lock face ring with plastic plug to accommodate lock cylinder: 9201 Polished Chrome Filler strip: black plastic, if specified 29 3/4"H worksurface Pedestal face lock, keyed random: 9201 Polished Chrome Attachment bracket Full drawer interiors: black only <ul style="list-style-type: none"> —One pencil tray per box/file or box/box/file pedestal and box drawer dividers Shipped knocked down 	<ol style="list-style-type: none"> Style number Laminate color number for worksurface Paint color number for end panels, back panel, end panel trim, and pedestal Options, if selected (see below) <ul style="list-style-type: none"> ▶ See <i>Surface Materials</i>, page 443.

Options	Price	Required to Specify
Surface Materials <ul style="list-style-type: none"> Open Line laminate 	+\$ 65 plus cost of laminate	▶ See <i>Surface Materials Reference Manual</i> .
Return with one pedestal		
<ul style="list-style-type: none"> Paint price group 1 Paint price group 2 Paint price group 3 	No cost +\$ 89 +\$150	Specify paint color number. Specify paint color number. Specify paint color number.
Return with two pedestals		
<ul style="list-style-type: none"> Paint price group 1 Paint price group 2 Paint price group 3 	No cost +\$131 +\$221	Specify paint color number. Specify paint color number. Specify paint color number.
Filler strip		
<ul style="list-style-type: none"> Plastic 	No cost	Select plastic color number for filler strip. ▶ See <i>Surface Materials</i> , page 443, for plastic color numbers.
Drawer Accessories		
Rails		
<ul style="list-style-type: none"> Two side-to-side hanging file rails per file drawer 	No cost	Specify <i>with rails</i> .
Lock and Keying		
Pedestal face lock		
<ul style="list-style-type: none"> Ember Chrome 	No cost	Specify <i>with 9250 Ember Chrome lock</i> .
Individual locking drawers		
<ul style="list-style-type: none"> File/file pedestals only 	+\$122	Specify <i>with individual drawer lock</i> .
Keying		
<ul style="list-style-type: none"> Factory- and field-installed keying 		▶ Page 460
Grommets		
	+\$ 37 each	Back left: 99954L and color number Back right: 99954R and color number Back center: 99954C and color number Keyboard left: 99954KBL and color number Keyboard right: 99954KBR and color number Keyboard center: 99954KBC and color number ▶ See <i>Surface Materials</i> , page 443, for plastic color numbers.
Back Panel		
Substitutions of full-height back panel on desks with 3/4-height back panel		
<ul style="list-style-type: none"> 30"W 45"W 60"W 	+\$ 11 +\$ 11 +\$ 48	Specify <i>with 99169EF back panel</i> . Specify <i>with 99171EF back panel</i> . Specify <i>with 99172EF back panel</i> .
Pedestals		
Substitutions for desks with full-height back panel		
<ul style="list-style-type: none"> File, file 	No cost	Specify <i>with 9U947</i> and location.

▶ Options, continued on next page

► Options, continued from previous page

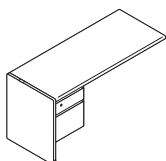
Options	Price	Required to Specify
Return Location • Right-hand return	No cost	Specify with right-hand return.
Center Drawer • Available on 45"W or 60"W returns only	+\$176	Specify with 99409 center drawer.
Worksurface Height • 28 ³ / ₄ "H • 27 ¹ / ₄ "H • 26 ¹ / ₄ "H (not available with full-height back panel)	No cost No cost No cost	Specify with 28 ³ / ₄ " height. Specify with 27 ¹ / ₄ " height. Specify with 26 ¹ / ₄ " height.
Related Products • Worksurface brackets and clamps • Worksurface accessories • Pedestals • Worksurface wiring and cabling		► Page 384 ► Page 386 ► Pages 387–391 ► Page 432

Specification Information

Dimensions			Knee-space Width	Style Number	Base Price
D	W	H			

One Pedestal with 3/4-Height Back Panel

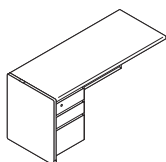
25"	30"	30"	13 ⁷ / ₈ "	9031BEFLM	\$1457
25"	45"	30"	28 ⁷ / ₈ "	9035GEFLM	\$1507
25"	60"	30"	43 ⁷ / ₈ "	9039GEFLM	\$1632



Standard pedestal:
• Left: one box and one file drawer

One Pedestal with Full-Height Back Panel

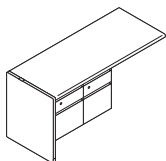
25"	30"	30"	13 ⁷ / ₈ "	9231BEFLM	\$1694
25"	45"	30"	28 ⁷ / ₈ "	9235GEFLM	\$1744
25"	60"	30"	43 ⁷ / ₈ "	9239GEFLM	\$1906



Standard pedestal:
• Left: two boxes and one file drawer

Two Pedestals with 3/4-Height Back Panel

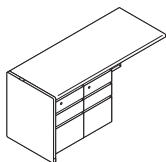
25"	60"	30"	28 ⁷ / ₈ "	9039CEFLM	\$2186
-----	-----	-----	----------------------------------	------------------	--------



Standard pedestals:
• Left: two pedestals, one box and one file drawer per pedestal

Two Pedestals with Full-Height Back Panel

25"	60"	30"	28 ⁷ / ₈ "	9239CEFLM	\$2686
-----	-----	-----	----------------------------------	------------------	--------

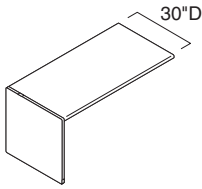


Standard pedestals:
• Left: two pedestals, two boxes and one file drawer per pedestal

30"D Returns without Pedestals

With Full-Height Back Panel

SIN 711.1



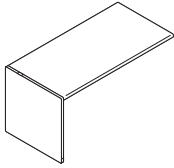
Tip: Conventional worksurfaces are now made with wood core substrates.

Tip: Filler strip is not shipped with drop-height bracket applications.

Standard Includes		Required to Specify	
<ul style="list-style-type: none"> Left-hand return Worksurface: laminate End panel, flush back panel, and end panel trim: paint price group 1 End panel trim: paint price group 1 or 2 Filler strip: black plastic, if specified 29³/₄"H worksurface Attachment bracket Shipped knocked down 		<ol style="list-style-type: none"> Style number Laminate color number for worksurface Paint color number for end panel, back panel, and end panel trim Options, if selected (see below) <p>▶ See <i>Surface Materials</i>, page 443.</p>	
Options	Price	Required to Specify	
Surface Materials	Worksurface	▶ See <i>Surface Materials Reference Manual</i> .	
	<ul style="list-style-type: none"> Open Line laminate 	+\$ 65 plus cost of laminate	
	Return		Specify paint color number.
	<ul style="list-style-type: none"> Paint price group 1 Paint price group 2 Paint price group 3 	No cost +\$ 47 +\$ 79	Specify paint color number. Specify paint color number. Specify paint color number.
	Filler strip		Select plastic color number for filler strip.
	<ul style="list-style-type: none"> Plastic 	No cost	▶ See <i>Surface Materials</i> , page 443, for plastic color numbers.
Grommets		+\$ 37 each	Back left: 99954L and color number Back right: 99954R and color number Back center: 99954C and color number Keyboard left: 99954KBL and color number Keyboard right: 99954KBR and color number Keyboard center: 99954KBC and color number ▶ See <i>Surface Materials</i> , page 443, for plastic color numbers.
Return Location	<ul style="list-style-type: none"> Right-hand return 	No cost	Specify with <i>right-hand return</i> .
Clear-Access End Panel	<ul style="list-style-type: none"> Available on non-pedestal side of desk with flush back panel only 	No cost	Left: with 99163A Right: with 99165A Center: with 99167A
Center Drawer		+\$176	Specify with 99409 center drawer.
Worksurface Height	<ul style="list-style-type: none"> 28³/₄"H 27¹/₄"H 	No cost No cost	Specify with 28 ³ / ₄ " height. Specify with 27 ¹ / ₄ " height.
Related Products	<ul style="list-style-type: none"> Worksurface brackets and clamps Worksurface accessories Pedestals Worksurface wiring and cabling 		▶ Page 384 ▶ Page 386 ▶ Pages 387–391 ▶ Page 432

Specification Information

• Dimensions			• Knee- space Width	• Style Number	• Base Price
D	W	H			



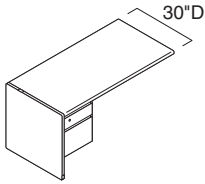
With Full-Height Back Panel

30"	30"	30"	27 ⁷ / ₈ "	9251AEFLM	\$1073
30"	45"	30"	43 ⁷ / ₈ "	9255AEFLM	\$1108
30"	60"	30"	58 ⁷ / ₈ "	9259AEFLM	\$1278
:	:	:	:	:	:

30"D Returns, One or Two Pedestals

With 3/4- or Full-Height Back Panel

SIN 711.1



Tip: Conventional worksurfaces are now made with wood core substrates.

Standard Includes		Required to Specify	
<ul style="list-style-type: none"> • Left-hand return • Worksurface: laminate • End panel, flush back panel, end panel trim, and pedestal: paint price group 1 • Pedestal lock face ring with plastic plug to accommodate lock cylinder: 9201 Polished Chrome • Filler strip: black plastic, if specified • 29 3/4"H worksurface • Pedestal face lock, keyed random: 9201 Polished Chrome • Attachment bracket • Full drawer interiors: black only <ul style="list-style-type: none"> —One pencil tray per box/file or box/box/file pedestal and box drawer dividers • Shipped knocked down 		<ol style="list-style-type: none"> 1 Style number 2 Laminate color number for worksurface 3 Paint color number for end panels, back panel, end panel trim, and pedestal 4 Options, if selected (see below) <ul style="list-style-type: none"> ▶ See <i>Surface Materials</i>, page 443. 	
Options		Price	Required to Specify
Surface Materials	Worksurface <ul style="list-style-type: none"> • Open Line laminate 	+\$ 65 plus cost of laminate	▶ See <i>Surface Materials Reference Manual</i> .
	Return with one pedestal <ul style="list-style-type: none"> • Paint price group 1 • Paint price group 2 • Paint price group 3 	No cost +\$ 89 +\$150	Specify paint color number. Specify paint color number. Specify paint color number.
	Return with two pedestals <ul style="list-style-type: none"> • Paint price group 1 • Paint price group 2 • Paint price group 3 	No cost +\$131 +\$221	Specify paint color number. Specify paint color number. Specify paint color number.
	Filler strip <ul style="list-style-type: none"> • Plastic 	No cost	Select plastic color number for filler strip. ▶ See <i>Surface Materials</i> , page 443, for plastic color numbers.
Drawer Accessories	Rails <ul style="list-style-type: none"> • Two side-to-side hanging file rails per file drawer 	No cost	Specify <i>with rails</i> .
Lock and Keying	Pedestal face lock <ul style="list-style-type: none"> • Ember Chrome 	No cost	Specify <i>with 9250 Ember Chrome lock</i> .
	Individual locking drawers <ul style="list-style-type: none"> • File/file pedestals only 	+\$122	Specify <i>with individual drawer lock</i> .
	Keying <ul style="list-style-type: none"> • Factory- and field-installed keying 		▶ Page 460
Back Panel	Substitutions of full-height back panel on desks with 3/4-height back panel <ul style="list-style-type: none"> • 45"W 	+\$ 11	Specify <i>with 99171EF back panel</i> .
Grommets		+\$ 37 each	Back left: 99954L and color number Back right: 99954R and color number Back center: 99954C and color number Keyboard left: 99954KBL and color number Keyboard right: 99954KBR and color number Keyboard center: 99954KBC and color number ▶ See <i>Surface Materials</i> , page 443, for plastic color numbers.
Pedestals	Substitutions for desks with full-height back panel <ul style="list-style-type: none"> • File, file • Box, box, file 	No cost No cost	Specify <i>with 9U947</i> and location. Specify <i>with 9U948</i> and location.
Return Location	<ul style="list-style-type: none"> • Right-hand return 	No cost	Specify <i>with right-hand return</i> .

▶ Options, continued on next page

► Options, continued from previous page

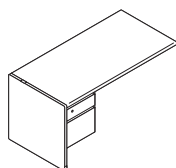
Options	Price	Required to Specify
Center Drawer	• Available on 45"W or 60"W returns without cord catcher only	+\$176 Specify with 99409 center drawer.
Worksurface Height	• 28 ³ / ₄ "H • 27 ¹ / ₄ "H • 26 ¹ / ₄ "H (not available with full-height back panel)	No cost Specify with 28 ³ / ₄ " height. No cost Specify with 27 ¹ / ₄ " height. No cost Specify with 26 ¹ / ₄ " height.
Related Products	• Worksurface brackets and clamps • Worksurface accessories • Pedestals • Worksurface wiring and cabling	► Page 384 ► Page 386 ► Page 387 ► Page 432

Specification Information

Dimensions			Knee-space Width	Style Number	Base Price
D	W	H			

One Pedestal with 3/4-Height Back Panel

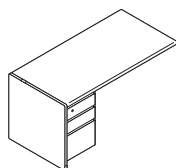
30"	45"	30"	28 ⁷ / ₈ "	9055BEFLM	\$1606
-----	-----	-----	----------------------------------	------------------	--------



Standard pedestal:
• Left: one box and one file drawer

One Pedestal with Full-Height Back Panel

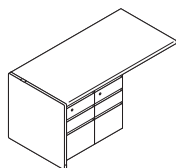
30"	30"	30"	13 ⁷ / ₈ "	9251BEFLM	\$1828
30"	45"	30"	28 ⁷ / ₈ "	9255BEFLM	\$1863
30"	60"	30"	43 ⁷ / ₈ "	9259BEFLM	\$2033



Standard pedestal:
• Left: two box and one file drawer

Two Pedestals with Full-Height Back Panel

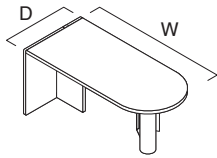
30"	60"	30"	28 ⁷ / ₈ "	9259CEFLM	\$2859
-----	-----	-----	----------------------------------	------------------	--------



Standard pedestals:
• Left: two pedestals, two box and one file drawer per pedestal

Radius-End Tables

SIN 711.1



Tip: Unit must be connected to a bridge, return, or adjoining worksurface to form an L- or U-shaped configuration and to provide proper stability. Additional attachment hardware may need to be ordered.

Tip: Handedness is determined by grommet location. Left-hand example is shown above.

Standard Includes	Required to Specify
<ul style="list-style-type: none"> • Worksurface: laminate • Worksurface edges: plastic • Column support, end panel, center panel, back panel, and end panel trim: paint price group 1 	<ol style="list-style-type: none"> 1 Style number 2 Laminate color number for worksurface 3 Plastic color number for plastic worksurface edge 4 Paint color number for end panel, end panel trim, and modesty panel, if selected. 5 Options, if selected (see below) <p>▶ See <i>Surface Materials</i>, page 443.</p>

Surface Materials	Options	Price	Required to Specify
	Worksurface <ul style="list-style-type: none"> • Open Line laminate 	+\$ 65 plus cost of laminate	▶ See <i>Surface Materials Reference Manual</i> .
	Column support <ul style="list-style-type: none"> • Polished Chrome 	+\$108	Specify with 9201 Polished Chrome column.
	End panel, center panel, and back panel <ul style="list-style-type: none"> • Paint price group 1 • Paint price group 2 • Paint price group 3 	No cost +\$ 28 +\$ 47	Specify paint color number. Specify paint color number. Specify paint color number.
	Grommets	+\$ 37 each	Back left: 99954L and color number. Back right: 99954R and color number. ▶ See <i>Surface Materials</i> , page 443, for plastic color numbers.
	Modesty Panel	Prices below	Specify with <i>modesty panel</i> .

Specification Information

• Dimensions		• Style	• Base	• Option
D	W	Number	Price	(Add \$ to Base Price)
:	:	:	:	Modesty
:	:	:	:	Panel

Left-Hand

30"	60"	8560309LFS	\$1958	+\$322
30"	65"	8565309LFS	\$1985	+\$337
30"	70"	8570309LFS	\$2016	+\$355
35"	70"	8570359LFS	\$2104	+\$355
:	:	:	:	:

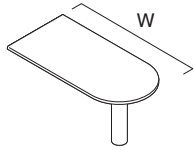
Right-Hand

30"	60"	8560309RFS	\$1958	+\$322
30"	65"	8565309RFS	\$1985	+\$337
30"	70"	8570309RFS	\$2016	+\$355
35"	70"	8570359RFS	\$2104	+\$355
:	:	:	:	:

Radius-End Worksurfaces

Return

SIN 711.1



Standard Includes	Required to Specify
<ul style="list-style-type: none"> • Worksurface: laminate • Worksurface edge: plastic • Height-adjustable column support: all paint price groups • Filler strip: plastic • Attachment bracket: black paint only • Radius edge with self edge at worksurface attachment 	<ol style="list-style-type: none"> 1 Style number 2 Laminate color number for worksurface 3 Plastic color number for plastic worksurface edge 4 Paint color number for column support 5 Plastic color number for filler strip 6 Options, if selected (see below) <p>▶ See <i>Surface Materials</i>, page 443.</p>

Options	Price	Required to Specify
Surface Materials <ul style="list-style-type: none"> • Worksurface Open Line laminate 	+\$ 65 plus cost of laminate	▶ See <i>Surface Materials Reference Manual</i> .
<ul style="list-style-type: none"> • Column support Polished Chrome 	+\$108	Specify with 9201 Polished Chrome column.

Specification Information			
• Dimensions	• Style	• Base	
D W	Number	Price	
30" 60"	8560309A	\$1303	
30" 65"	8565309A	\$1333	
30" 70"	8570309A	\$1361	
35" 70"	8570359A	\$1428	
:	:	:	

Series 9000

Bridges

With 3/4- or Full-Height Back Panel

SIN 711.1

Tip: Conventional worksurfaces are now made with wood core substrates.

Tip: Filler strips are not shipped with drop-height bracket applications.

Standard Includes	Required to Specify
<ul style="list-style-type: none"> • Worksurface: laminate • Flush back panel: paint price group 1 • Two filler strips: black plastic, if specified • 29 3/4" H worksurface • Attachment brackets: all paint price groups • Shipped knocked down 	<ol style="list-style-type: none"> 1 Style number 2 Laminate color number for worksurface 3 Paint color number for back panel 4 Options, if selected (see below) <p>▶ See <i>Surface Materials</i>, page 443.</p>

Options	Price	Required to Specify
Surface Materials Worksurface <ul style="list-style-type: none"> • Open Line laminate 	+\$65 plus cost of laminate	▶ See <i>Surface Materials Reference Manual</i> .
Bridge <ul style="list-style-type: none"> • Paint price group 1 • Paint price group 2 • Paint price group 3 	No cost +\$28 +\$47	Specify paint color number. Specify paint color number. Specify paint color number.
Filler strip <ul style="list-style-type: none"> • Plastic 	No cost	Select plastic color number for filler strip. ▶ See <i>Surface Materials</i> , page 443, for plastic color numbers.
Grommets	+\$37 each	Back left: 99954L and color number Back right: 99954R and color number Back center: 99954C and color number Keyboard left: 99954KBL and color number Keyboard right: 99954KBR and color number Keyboard center: 99954KBC and color number ▶ See <i>Surface Materials</i> , page 443, for plastic color numbers.
Worksurface Height <ul style="list-style-type: none"> • 28 3/4" H • 27 1/4" H • 26 1/4" H (not available with full-height back panel) 	No cost No cost No cost	Specify with 28 3/4" height. Specify with 27 1/4" height. Specify with 26 1/4" height.
Related Products <ul style="list-style-type: none"> • Worksurface accessories • Worksurface wiring and cabling 		▶ Page 386 ▶ Page 432

Specification Information

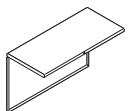
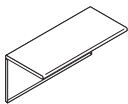
Dimensions	Style	Base
D W	Number	Price

With 3/4-Height Back Panel

20"	45"	9013EWPM	\$619
25"	45"	9035EWPM	\$657
30"	45"	9055EWPM	\$678
:	:	:	:

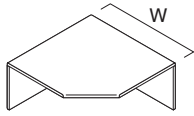
With Full-Height Back Panel

20"	45"	9213EWPM	\$630
25"	45"	9235EWPM	\$668
30"	45"	9255EWPM	\$689
:	:	:	:



Freestanding Corner Worksurfaces

SIN 711.1



Standard Includes	Required to Specify
<ul style="list-style-type: none"> • Worksurface: laminate • Three-piece, ¾-height back panel: paint price group 1 • Back edge: plastic • Front edge on worksurface with keyboard cutout: plastic • Attachment hardware • Keyboard grommet 99954KBC on corner worksurface with keyboard cutout: black plastic 	<ol style="list-style-type: none"> 1 Style number 2 Laminate color number for worksurface 3 Paint color number for plastic edge(s) 4 Paint color number for back panel 5 Options, if selected (see below) <p>▶ See <i>Surface Materials</i>, page 443.</p>

Options	Price	Required to Specify
Surface Materials <ul style="list-style-type: none"> • Open Line laminate 	+\$65 plus cost of laminate	▶ See <i>Surface Materials Reference Manual</i> .
Back panel <ul style="list-style-type: none"> • Paint price group 1 • Paint price group 2 • Paint price group 3 	No cost +\$28 +\$47	Specify paint color number. Specify paint color number. Specify paint color number.
Grommets	+\$37 each	Back center: 99954C and color number Keyboard left: 99954KBL and color number ▶ See <i>Surface Materials</i> , page 443, for plastic color numbers.

Specification Information

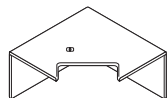
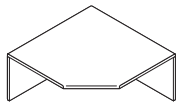
• Dimensions	• Front	• Style	• Base
D W	Edge	Number	Price

Without Keyboard Cutout

25"	42"	24¼"	99996	\$1071
25"	45"	28½"	99994	\$1101
30"	45"	21¼"	99995	\$1132

With Keyboard Cutout

25"	42"	24¼"	99996R	\$1162
25"	45"	28½"	99994R	\$1232



Worksurface Brackets and Clamps

SIN 711.1

End Panel Stabilizer Brackets



Standard Includes	Required to Specify
<ul style="list-style-type: none"> Stabilizer bracket: black paint only 	Style number

Specification Information

Style Number	Price
For Left End Panel	
98722	\$34
For Right End Panel	
98723	\$34

End Panel-to-Panel Stabilizer Bracket



Standard Includes	Required to Specify
<ul style="list-style-type: none"> Carton of two stabilizer brackets: black only 	Style number

Specification Information

Style Number	Price
98755	\$23

Cantilever-to-Cantilever Clamp



Standard Includes	Required to Specify
<ul style="list-style-type: none"> Carton of five clamps: black paint only 	Style number

Specification Information

Style Number	Price
98754	\$31

Side-Attachment Brackets

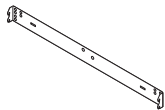
SIN 711.1

Back Panel Side-Connector Brackets



Standard Includes		Required to Specify
<ul style="list-style-type: none"> Side-connector bracket: black paint only 		Style number
Specification Information		
Style Number	Price	
For Left End of Back Panel		
98724	\$29	
For Right End of Back Panel		
98725	\$29	

Worksurface End-Support Brackets

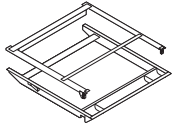


Standard Includes		Required to Specify
<ul style="list-style-type: none"> End-support bracket: black paint only 		Style number
Specification Information		
Work-surface Depth	Style Number	Price
20"	98707	\$31
25"	98708	\$31
30"	98709	\$31

Worksurface Accessories

SIN 711.1

Metal Center Drawer



Tip: For use on work-surfaces with a minimum 21½"W kneespace.

Tip: Metal center drawer for steel substrate worksurfaces can be ordered through Service Parts.

Standard Includes	Required to Specify
-------------------	---------------------

- Center drawer: all paint price groups
- Frame
- Attaching hardware

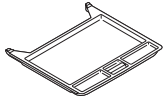
- 1 Style number
- 2 Paint color number for center drawer
- ▶ See *Surface Materials*, page 443.

Specification Information				
• Dimensions			• Style	• Price
D	W	H	Number	

D	W	H	Style Number	Price
---	---	---	--------------	-------

21⅜"	22"	2"	99409	\$176
------	-----	----	--------------	-------

Plastic Center Drawer



Standard Includes	Required to Specify
-------------------	---------------------

- Drawer: black textured plastic only
- Slides: black plastic only

- Style number

Specification Information	
• Style	• Price
Number	

Style Number	Price
--------------	-------

ASHC1921X1	\$71
-------------------	------

3/4-Height Worksurface-Supported Pedestals

SIN 711.1



Tip: Counterweights are not required on 3/4-height worksurface-supported pedestals.

Standard Includes	Required to Specify
<ul style="list-style-type: none"> • Pedestal: paint price group 1 • Lock, keyed random: 9201 Polished Chrome • Removable drawer fronts with integral pulls: paint to match pedestal • Full drawer interiors: black only <ul style="list-style-type: none"> — Full-extension drawer suspensions — One pencil tray and one box drawer divider 	<ul style="list-style-type: none"> 1 Style number 2 Paint color number for pedestal 3 Options, if selected (see below) <ul style="list-style-type: none"> ▶ See <i>Surface Materials</i>, page 443.

Options	Price	Required to Specify
Surface Materials <ul style="list-style-type: none"> • Paint price group 1 • Paint price group 2 • Paint price group 3 	<ul style="list-style-type: none"> No cost +\$ 42 +\$ 71 	<ul style="list-style-type: none"> Specify paint color number. Specify paint color number. Specify paint color number.
Pulls <ul style="list-style-type: none"> • Full-width wood pull • Customiz stain on wood pull 	<ul style="list-style-type: none"> +\$234 No cost 	<ul style="list-style-type: none"> Specify <i>with wood pull</i> and indicate wood color number. Specify <i>with Customiz stain</i>.
Drawer Accessories <ul style="list-style-type: none"> • Rails • Two side-to-side hanging file rails per file drawer 	<ul style="list-style-type: none"> No cost 	<ul style="list-style-type: none"> Specify <i>with rails</i>.
Lock and Keying <ul style="list-style-type: none"> • Lock • Ember Chrome • Keying • Factory- and field-installed keying 	<ul style="list-style-type: none"> No cost 	<ul style="list-style-type: none"> Specify <i>with 9250 Ember Chrome lock</i>. ▶ Page 460
Related Products <ul style="list-style-type: none"> • Storage brackets and storage accessories 		<ul style="list-style-type: none"> ▶ Page 394

Specification Information

Actual Dimensions	Style Number	Base Price
D W H		

One Box and One File Drawer

20"	15"	18½"	9U872	\$483
25"	15"	18½"	9U111	\$483
30"	15"	18½"	9U230	\$509

Series 9000

Full-Height Worksurface-Supported Pedestals

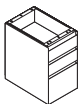
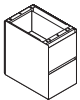
SIN 711.1

Tip: Counterweights are not required on full-height worksurface-supported pedestals.

Standard Includes		Required to Specify	
	<ul style="list-style-type: none"> Pedestal: paint price group 1 Lock, keyed random: 9201 Polished Chrome Removable drawer fronts with integral pulls: paint to match pedestal Full drawer interiors: black only <ul style="list-style-type: none"> —One pencil tray and two box drawer dividers per box/box/file pedestal, and box drawer dividers 		<ol style="list-style-type: none"> Style number Paint color number for pedestal and partition Options, if selected (see below) <ul style="list-style-type: none"> ▶ See <i>Surface Materials</i>, page 443.
Options	Price	Required to Specify	
Surface Materials	<ul style="list-style-type: none"> Paint price group 1: No cost Paint price group 2: +\$ 42 Paint price group 3: +\$ 71 	Specify paint color number.	
Pulls	<ul style="list-style-type: none"> Full-width wood pull: +\$234 Customiz stain on wood pull: No cost 	Specify <i>with wood pull</i> and indicate wood color number. Specify <i>with Customiz stain</i> .	
Drawer Accessories	Rails <ul style="list-style-type: none"> Two side-to-side hanging file rails per file drawer: No cost 	Specify <i>with rails</i> .	
Lock and Keying	Lock <ul style="list-style-type: none"> Ember Chrome: No cost 	Specify <i>with 9250 Ember Chrome lock</i> .	
	Individual locking drawers <ul style="list-style-type: none"> File/file pedestals only: +\$122 	Specify <i>with individual drawer lock</i> .	
	Keying <ul style="list-style-type: none"> Factory- and field-installed keying 	▶ Page 460	
Related Products	<ul style="list-style-type: none"> Storage brackets and storage accessories 	▶ Page 394	

Specification Information

Actual Dimensions			Style Number	Base Price
D	W	H		
Two File Drawers				
20"	15"	24 ²⁷ / ₃₂ "	9U893	\$709
25"	15"	24 ²⁷ / ₃₂ "	9U223	\$709
30"	15"	24 ²⁷ / ₃₂ "	9U947	\$755
Two Box and One File Drawer				
20"	15"	24 ²⁷ / ₃₂ "	9U881	\$709
25"	15"	24 ²⁷ / ₃₂ "	9U224	\$709
30"	15"	24 ²⁷ / ₃₂ "	9U948	\$755



Mobile Pedestals

SIN 711.1



Standard Includes	Required to Specify
<ul style="list-style-type: none"> • Pedestal: paint price group 1 • 1/8"H steel top: paint to match pedestal • Removable drawer fronts with integral pulls: paint to match pedestal • Full drawer interiors: black only <ul style="list-style-type: none"> – One pencil tray per box/file or box/box/file pedestal, and box drawer dividers • Lock, keyed random: 9201 Polished Chrome • Four-hard composition, non-locking casters: black only • Safety interlock mechanism • Counterweight package • Factory-installed cushion top, if selected: <ul style="list-style-type: none"> – Cushion upholstery: price group 1 – Retractable handle: black only 	<ol style="list-style-type: none"> 1 Style number 2 Paint color number for pedestal 3 Fabric color number for cushion upholstery (99111MHC only) 4 Options, if selected (see below) <ul style="list-style-type: none"> ▶ See <i>Surface Materials</i>, page 443.

Options	Price	Required to Specify
Surface Materials <ul style="list-style-type: none"> • Pedestal <ul style="list-style-type: none"> • Paint price group 1 • Paint price group 2 • Paint price group 3 	<ul style="list-style-type: none"> No cost +\$ 42 +\$ 71 	<ul style="list-style-type: none"> Specify paint color number. Specify paint color number. Specify paint color number.
Tops <ul style="list-style-type: none"> • 1"H square edge steel top 	<ul style="list-style-type: none"> +\$ 60 	<ul style="list-style-type: none"> Specify with <i>steel square top</i>.
<ul style="list-style-type: none"> • Laminate top <ul style="list-style-type: none"> • 1 3/16"H square edge laminate top • 1 7/16"H bullnose laminate top • Open Line laminate on laminate top 	<ul style="list-style-type: none"> +\$259 +\$295 +\$ 65 plus cost of laminate 	<ul style="list-style-type: none"> Specify with <i>laminate top</i> and indicate laminate color number. Specify with <i>bullnose laminate top</i> and indicate laminate color number. ▶ See <i>Surface Materials Reference Manual</i>.
<ul style="list-style-type: none"> • Wood veneer top <ul style="list-style-type: none"> • 1 3/16"H Wood veneer top • Customiz stain on wood veneer top 	<ul style="list-style-type: none"> +\$361 No cost 	<ul style="list-style-type: none"> Specify with <i>wood veneer top</i> and indicate wood color number. Specify with <i>Customiz stain</i>. ▶ See <i>Surface Materials Reference Manual</i>.
<ul style="list-style-type: none"> • Upholstery on cushion top <ul style="list-style-type: none"> • Fabric price group 1 • Fabric price group 2 • Fabric price group 3 • Fabric price group 4 • Fabric price group 5 • Fabric price group 6 • Fabric price group 7 • Fabric price group 8 • Fabric price group 9 • Fabric price group 10 • Leather price group • Elmosoft leather price group • Customer's Own Material (COM) or Customer's Own Leather (COL) 	<ul style="list-style-type: none"> No cost +\$ 10 +\$ 37 +\$ 46 +\$ 57 +\$ 81 +\$ 97 +\$141 +\$181 +\$219 +\$563 +\$651 +\$ 16 	<ul style="list-style-type: none"> Specify fabric color number. Specify fabric color number. Specify fabric color number. Specify fabric color number. Specify fabric color number. Specify fabric color number. Specify fabric color number. Specify fabric color number. Specify fabric color number. Specify fabric color number. Specify leather color number. ▶ See <i>Surface Materials</i>, page 443. Specify Elmosoft leather color number. ▶ See <i>Surface Materials Reference Manual</i> to specify.

Tip: Optional tops will increase the overall pedestal height.

Tip: Cushion tops are for use on one box and one file drawer mobile pedestals only (style number 9U111MHC).

▶ Options, continued on next page

SIN 711.1

► Options, continued from previous page

Options	Price	Required to Specify
Pulls <ul style="list-style-type: none"> • Full-width wood pull • Customiz stain on wood pull 	+\$234 No cost	Specify with <i>wood pull</i> and indicate wood color number. Specify with <i>Customiz stain</i> . ► See <i>Surface Materials Reference Manual</i> .
Drawer Accessories <ul style="list-style-type: none"> • Two side-to-side hanging file rails per file drawer 	No cost	Specify with <i>rails</i> .
Lock and Keying <ul style="list-style-type: none"> • Ember Chrome 	No cost	Specify with <i>9250 Ember Chrome lock</i> .
Individual locking drawers <ul style="list-style-type: none"> • File/file pedestals only 	+\$122	Specify with <i>individual drawer lock</i> .
Keying <ul style="list-style-type: none"> • Factory- and field-installed keying 		► Page 460
Related Products <ul style="list-style-type: none"> • Storage brackets and storage accessories 		► Page 394

Specification Information

• Dimensions			• Style	• Base
D	W	H	Number	Price

Two File Drawers

22 ⁵ / ₈ "	15"	27"	9U223MH	\$1011
:	:	:	:	:

Two Box and One File Drawer

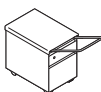
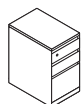
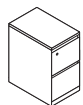
22 ⁵ / ₈ "	15"	27"	9U224MH	\$1026
:	:	:	:	:

One Box and One File Drawer

22 ⁵ / ₈ "	15"	21"	9U111MH	\$ 920
:	:	:	:	:

One Box and One File Drawer with Factory-Installed Pedestal Cushion Top with Handle

22 ⁵ / ₈ "	15"	23 ¹ / ₄ "	9U111MHC	\$1350
:	:	:	:	:

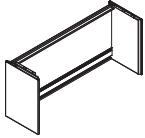


Service Module Packages

SIN 711.1

Service Module Packages

For Use with Universal Sliding Door, Universal Over the Case, and Universal In the Case Bins



Tip: 70"W and 72"W tackboards accommodate fabric in the horizontal direction only.

Tip: Be sure to order the storage bin in the same paint finish as the service module package. Storage bin is ordered separately.

Tip: A service module package cannot support more than one bin.

Tip: To price a tackboard with fabrics in two different price groups on opposite sides, add the two prices together and divide by two.


Tip: When attaching a service module to clear-access end panels, service part number 9312500 is required. Must be ordered separately.

Standard Includes	Required to Specify
<ul style="list-style-type: none"> Steel back to enclose storage bin, end supports, accessory rail, and one non-handed cable manager: paint price group 1 Double-sided tackboards: fabric price group 1 Attachment hardware 	<ol style="list-style-type: none"> Style number Paint color number for back, end supports, accessory rail, and cord manager Fabric color for tackboard surface 1 (front) Fabric color number for tackboard surface 2 (back) Options, if selected (see below) <p>▶ See <i>Surface Materials</i>, page 443.</p>

Options	Price	Required to Specify
Surface Materials <ul style="list-style-type: none"> Paint price group 1 Paint price group 2 Paint price group 3 	No cost +\$ 38 +\$ 63	Specify paint color number. Specify paint color number. Specify paint color number.
Tackboard <ul style="list-style-type: none"> Fabric price group 1 Fabric price group 2 Fabric price group 3 Fabric price group 4 Fabric price group 5 Fabric price group COM 	No cost +\$ 24 +\$102 +\$138 +\$222 +\$ 32	Specify fabric color number. Specify fabric color number. Specify fabric color number. Specify fabric color number. Specify fabric color number. Specify fabric color number. ▶ See <i>Surface Materials Reference Manual</i> to specify.
Fabric direction on 45"W and 60"W tackboards		
<ul style="list-style-type: none"> Vertical application 	No cost	Specify with vertical application.

Specification Information		
Width	Style Number	Base Price
45"	9SM45	\$ 972
60"	9SM60	\$ 998
70"	9SM70	\$1043
75"	9SM75	\$1127

Service Module Receptacle



Standard Includes	Required to Specify
<ul style="list-style-type: none"> One service module receptacle with 9' cord and three-prong plug: black only Rail attachment hardware 	Style number

Specification Information	
Style Number	Price
RHKRECPT	\$94

Service Module Cable Manager



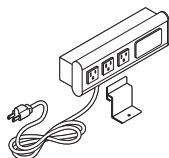
Standard Includes	Required to Specify
-------------------	---------------------

- | | |
|--|---|
| <ul style="list-style-type: none"> Package of two service module cable manager: paint | <ul style="list-style-type: none"> 1 Style number 2 Paint color number for cable manager ▶ See <i>Surface Materials</i>, page 443. |
|--|---|

Specification Information		
Height	Style Number	Price

Height	Style Number	Price
16 1/2"	9SMCM	\$40

Power and Data Strip with Cord and Slatwall Attachment Bracket



Standard Includes	Required to Specify
-------------------	---------------------

- | | |
|--|--|
| <ul style="list-style-type: none"> Power and data strip with cord: 8043 Clear Anodized Aluminum cover with black faceplate Slatwall attachment bracket: 4799 Platinum paint only | <ul style="list-style-type: none"> Style number |
|--|--|

Specification Information				
Dimensions			Style Number	Price
D	W	H	Number	Price

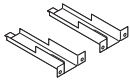
Dimensions	Style Number	Price
2 1/4" 10 1/4" 3"	BPDSSWPL	\$217

Storage Brackets and Storage Accessories

SIN 711.1

Pedestal Adapter Package

For Pedestals Manufactured After February 22, 2004 that will be used on Steel Substrate Tops



Tip: One pedestal adapter package must be specified for each pedestal when 25"D pedestals are used with 30"D worksurfaces.

Tip: For pedestals manufactured on or before February 22, 2004, see Service Parts catalog.

Tip: Pedestals do not use adapter packages with wood core substance tops.

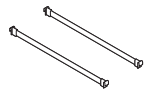
Standard Includes	Required to Specify
• Pair of brackets: black paint only	Style number

Specification Information

•Style Number	•Price
9U239	\$78

Rails

For Use in Pedestals Manufactured After February 22, 2004
For Use in Universal Towers and Universal Workstation Verticals



Tip: For pedestals manufactured on or before February 22, 2004, see Service Parts catalog.

Tip: Two rails per drawer accommodate side-to-side filing of letter, A4-, and legal-size hanging folders.
Exception: Legal-size file folders cannot be filed in 17½"D pedestals.

Standard Includes	Required to Specify
• Package of two or four rails: black only	Style number

Specification Information

•Width	•Style Number	•Price
12"	RXADRL15	\$21

Dividers

For Use with Pedestals, Towers, and Workstation Verticals

Standard Includes	Required to Specify
<ul style="list-style-type: none"> Package of dividers: black only 	Style number

Specification Information

Width	Quantity	Style Number	Price

For Use in 6"H Drawers

12"	2	RDV1506	\$ 34

For Use in 12"H Drawers

12"	2	RDV1512	\$ 37
12"	10	RDV151210	\$175

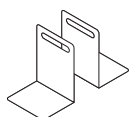


Bookends

Standard Includes	Required to Specify
<ul style="list-style-type: none"> Package of 2 or 20 bookends: 6695 Midnight only 	Style number

Specification Information

Style Number	Quantity	Price
KDIV02	2	\$ 26
KDIV20	20	\$250



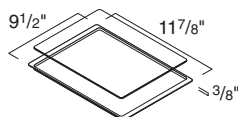
Series 9000

Reference Shelf

Standard Includes	Required to Specify
<ul style="list-style-type: none"> Reference shelf: black only Insert: clear plastic only 	Style number

Specification Information

Style Number	Price
RPXDRS	\$43




Storage Brackets and Storage Accessories, continued

SIN 711.1

Wall Channels

For Use with Overhead Storage Products



Tip: Horizontal brace is required for wall channel application supporting components that are up to 60"W.

Standard Includes **Required to Specify**

- Two wall channels: all paint price groups

- 1 Style number
- 2 Paint color number for channels
- ▶ See *Surface Materials*, page 443.

Related Products

- Tackboards

▶ Page 290

Specification Information

• Height	• Style Number	• Price
53"	98718	\$84
65"	98719	\$84
75"	98720	\$84
:	:	:

Wall Channel Horizontal Braces

For Use with Overhead Storage Products



Standard Includes **Required to Specify**

- Horizontal brace: all paint price groups

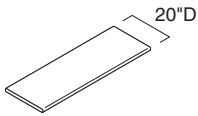
- 1 Style number
- 2 Paint color number for brace
- ▶ See *Surface Materials*, page 443.

Specification Information

• Width	• Style Number	• Price
42"	987HB42	\$80
45"	987HB45	\$80
60"	987HB60	\$80
70"	987HB70	\$80
:	:	:

20"D Worksurfaces

SIN 711.1



Tip: Conventional worksurfaces are now made with wood core substrates.

Standard Includes	Required to Specify
-------------------	---------------------

- | | |
|---|--|
| Standard Includes | Required to Specify |
| <ul style="list-style-type: none"> • Worksurface: laminate | <ol style="list-style-type: none"> 1 Style number 2 Laminate color number for worksurface 3 Options, if selected (see below) <p>▶ See <i>Surface Materials</i>, page 443.</p> |

Options	Price	Required to Specify
---------	-------	---------------------

Surface Materials	Worksurface	Price	Required to Specify
	<ul style="list-style-type: none"> • Open Line laminate 	+\$65 plus cost of laminate	▶ See <i>Surface Materials Reference Manual</i> .
Grommets		+\$37 each	Back left: 99954L and color number Back right: 99954R and color number Back center: 99954C and color number Keyboard left: 99954KBL and color number Keyboard right: 99954KBR and color number Keyboard center: 99954KBC and color number ▶ See <i>Surface Materials</i> , page 443, for plastic color numbers.
Related Products	<ul style="list-style-type: none"> • Worksurface accessories • Worksurface brackets • Worksurface wiring and cabling 		▶ Page 386 ▶ Page 405 ▶ Page 432

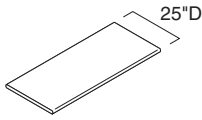
Specification Information			
• Dimensions	• Style		• Base
	D	W	

• Dimensions	• Style		• Base
	D	W	
20"	27¾"	98401AM	\$316
20"	28⅞"	98401AEFLM	\$316
20"	32¾"	98403AM	\$324
20"	33¾"	98422AM	\$329
20"	39¾"	98424AM	\$333
20"	42¾"	99004AM	\$325
20"	43⅞"	99004AEFLM	\$325
20"	45"	99004BEWPM	\$258
20"	57¾"	99005AM	\$357
20"	58⅞"	99005AEFLM	\$357
20"	67¾"	99006AM	\$374
20"	87¾"	98433AM	\$606

Series 9000

25"D Worksurfaces

SIN 711.1



Tip: Conventional worksurfaces are now made with wood core substrates.

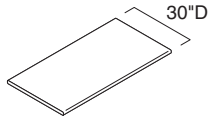
Tip: Center drawer will block access to grommets.

Standard Includes		Required to Specify	
<ul style="list-style-type: none"> • Worksurface: laminate 		1 Style number 2 Laminate color number for worksurface 3 Options, if selected (see below) ▶ See <i>Surface Materials</i> , page 443.	
Options	Price	Required to Specify	
Surface Materials <ul style="list-style-type: none"> • Open Line laminate 	+\$65 plus cost of laminate	▶ See <i>Surface Materials Reference Manual</i> .	
Grommets	+\$37 each	Back left: 99954L and color number Back right: 99954R and color number Back center: 99954C and color number Keyboard left: 99954KBL and color number Keyboard right: 99954KBR and color number Keyboard center: 99954KBC and color number ▶ See <i>Surface Materials</i> , page 443, for plastic color numbers.	
Related Products	<ul style="list-style-type: none"> • Worksurface accessories • Worksurface brackets • Worksurface wiring and cabling 	▶ Page 386 ▶ Page 405 ▶ Page 432	

Specification Information			
• Dimensions	• Style		• Base Price
	D	W	
25"	27 ³ / ₄ "	98405AM	\$327
25"	28 ⁷ / ₈ "	98405AEFLM	\$327
25"	32 ³ / ₄ "	98407AM	\$334
25"	33 ³ / ₄ "	98426AM	\$335
25"	39 ³ / ₄ "	98428AM	\$349
25"	42 ³ / ₄ "	99107AM	\$357
25"	43 ⁷ / ₈ "	99107AEFLM	\$357
25"	45"	99107BEWPM	\$290
25"	57 ³ / ₄ "	99108AM	\$471
25"	58 ⁷ / ₈ "	99108AEFLM	\$471
25"	62 ³ / ₄ "	99253AM	\$487
25"	67 ³ / ₄ "	98409AM	\$496
25"	72 ³ / ₄ "	99109AM	\$496
25"	87 ³ / ₄ "	98439AM	\$684

30"D Worksurfaces

SIN 711.1



Tip: Conventional worksurfaces are now made with wood core substrates.

Standard Includes	Required to Specify
-------------------	---------------------

<ul style="list-style-type: none"> • Worksurface: laminate 	<ol style="list-style-type: none"> 1 Style number 2 Laminate color number for worksurface 3 Options, if selected (see below) <p>▶ See <i>Surface Materials</i>, page 443.</p>
---	--

Options	Price	Required to Specify
---------	-------	---------------------

Surface Materials <ul style="list-style-type: none"> • Open Line laminate 	+\$65 plus cost of laminate	▶ See <i>Surface Materials Reference Manual</i> .
---	-----------------------------	---

Grommets	+\$37 each	Back left: 99954L and color number Back right: 99954R and color number Back center: 99954C and color number Keyboard left: 99954KBL and color number Keyboard right: 99954KBR and color number Keyboard center: 99954KBC and color number ▶ See <i>Surface Materials</i> , page 443, for plastic color numbers.
-----------------	------------	---

Related Products <ul style="list-style-type: none"> • Worksurface accessories • Worksurface brackets • Worksurface wiring and cabling 	▶ Page 386 ▶ Page 405 ▶ Page 432
---	--

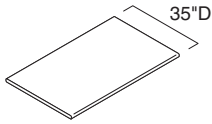
Specification Information

• Dimensions		• Style	• Base
D	W	Number	Price
30"	27¾"	99268AM	\$357
30"	28⅞"	99268AEFLM	\$357
30"	42¾"	99266AMM	\$372
30"	43⅞"	99266AEFLMM	\$372
30"	45"	99266BEWPMM	\$305
30"	57¾"	99213AMM	\$494
30"	58⅞"	99213AEFLMM	\$494
30"	62¾"	99214AMM	\$525
30"	67¾"	99262AMM	\$562
30"	72¾"	99260AMM	\$583
30"	87¾"	99052AMM	\$785
:	:	:	:

Series 9000

35"D Worksurfaces

SIN 711.1



Tip: Conventional worksurfaces are now made with wood core substrates.

Standard Includes	Required to Specify
-------------------	---------------------

<ul style="list-style-type: none"> • Worksurface: laminate 	1 Style number 2 Laminate color number for worksurface 3 Options, if selected (see below) ▶ See <i>Surface Materials</i> , page 443.
---	---

Options	Price	Required to Specify
---------	-------	---------------------

Surface Materials <ul style="list-style-type: none"> • Open Line laminate 	+\$65 plus cost of laminate	▶ See <i>Surface Materials Reference Manual</i> .
---	--------------------------------	---

Grommets	+\$37 each	Back left: <i>99954L</i> and color number Back right: <i>99954R</i> and color number Back center: <i>99954C</i> and color number Keyboard left: <i>99954KBL</i> and color number Keyboard right: <i>99954KBR</i> and color number Keyboard center: <i>99954KBC</i> and color number ▶ See <i>Surface Materials</i> , page 443, for plastic color numbers.
-----------------	------------	---

Related Products	<ul style="list-style-type: none"> • Worksurface accessories • Worksurface brackets • Worksurface wiring and cabling 	▶ Page 386 ▶ Page 405 ▶ Page 432
-------------------------	---	--

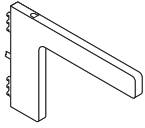
Specification Information			
• Dimensions		• Style	• Base
D	W	Number	Price

35"	57¾"	99215AM	\$601
35"	62¾"	99216AM	\$634
35"	67¾"	99217AM	\$665
35"	72¾"	99258AM	\$693
:	:	:	:

Worksurface Supports

SIN 711.1

Cantilevers



Tip: Cantilever end-support brackets can be ordered separately through Service Parts.

Standard Includes	Required to Specify
-------------------	---------------------

- | | |
|---|--|
| <ul style="list-style-type: none"> • Cantilever and cantilever trim: all paint price groups • Cantilever end-support brackets | <ul style="list-style-type: none"> 1 Style number 2 Paint color number for cantilever and cantilever trim ▶ See <i>Surface Materials</i>, page 443. |
|---|--|

Specification Information		
Worksurface Depth	Style Number	Price

Worksurface Depth	Style Number	Price
-------------------	--------------	-------

Left-Hand Cantilevers

20"	98701	\$106
25"	98703	\$109
30"	98705	\$115
⋮	⋮	⋮

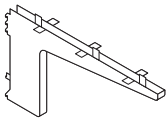
Right-Hand Cantilevers

20"	98702	\$106
25"	98704	\$109
30"	98706	\$115
⋮	⋮	⋮

Center Supports for 90"W Worksurfaces

20" or 25"	98795	\$106
⋮	⋮	⋮

Shared Cantilever



Standard Includes	Required to Specify
-------------------	---------------------

- | | |
|---|---|
| <ul style="list-style-type: none"> • Non-handed shared cantilever: all paint price groups • Reveal strip: black plastic | <ul style="list-style-type: none"> 1 Style number 2 Paint color number for shared cantilever 3 Options, if selected (see below) ▶ See <i>Surface Materials</i>, page 443. |
|---|---|

Options	Price	Required to Specify
---------	-------	---------------------

Surface Materials <ul style="list-style-type: none"> • Reveal strip 	No cost	Select plastic color number for reveal strip.
---	---------	---

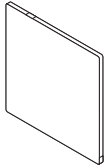
Specification Information		
Worksurface Depth	Style Number	Price

Worksurface Depth	Style Number	Price
25" or 30"	98763	\$166
⋮	⋮	⋮

Worksurface Supports, continued

SIN 711.1

End Panels



Standard Includes	Required to Specify
-------------------	---------------------

- | | |
|--|--|
| <ul style="list-style-type: none"> • End panel and end panel trim: paint price group 1 • End panel-to-panel stabilizer bracket | <ol style="list-style-type: none"> 1 Style number 2 Paint color number for end panel and end panel trim 3 Options, if selected (see below) <p>▶ See <i>Surface Materials</i>, page 443.</p> |
|--|--|

Options	Price	Required to Specify
---------	-------	---------------------

Surface Materials <ul style="list-style-type: none"> • End panel • Paint price group 1 • Paint price group 2 • Paint price group 3 	No cost +\$19 +\$32	Specify paint color number. Specify paint color number. Specify paint color number.
---	---------------------------	---

Specification Information			
Dimensions	Style	Base	Price
D	H	Number	Price

Non-Handed End Panels

20"	30"	99001	\$335
:	:	:	:

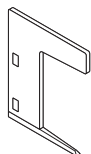
Left-Hand End Panels

25"	30"	99101	\$337
30"	30"	99201	\$392
35"	30"	99207	\$416
:	:	:	:

Right-Hand End Panels

25"	30"	99102	\$337
30"	30"	99202	\$392
35"	30"	99208	\$416
:	:	:	:

Clear-Access End Panels



Standard Includes	Required to Specify
<ul style="list-style-type: none"> • Clear-access end panel and clear-access end panel trim: paint price group 1 • End panel-to-panel stabilizer bracket 	1 Style number 2 Paint color number for end panel and end panel trim 3 Options, if selected (see below) ▶ See <i>Surface Materials</i> , page 443.

Options	Price	Required to Specify
Surface Materials <ul style="list-style-type: none"> • Clear-access end panel and clear-access end panel trim • Paint price group 1 • Paint price group 2 • Paint price group 3 	No cost +\$19 +\$32	Specify paint color number. Specify paint color number. Specify paint color number.

Specification Information		
Dimensions	Style	Base
D H	Number	Price

Left-Hand Clear-Access End Panels with Feet

25"	30"	99157A	\$337
30"	30"	99163A	\$392

Right-Hand Clear-Access End Panels with Feet

25"	30"	99159A	\$337
30"	30"	99165A	\$392

Center Clear-Access End Panels with Feet

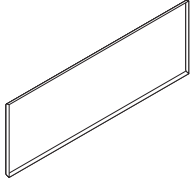
25"	30"	99161A	\$337
30"	30"	99167A	\$392

Center Clear-Access End Panels without Feet

25"	30"	99162A	\$308
30"	30"	99168A	\$360

Back Panels

SIN 711.1



Standard Includes	Required to Specify
<ul style="list-style-type: none"> Back panel: paint price group 1 	1 Style number 2 Paint color number for back panel 3 Options, if selected (see below) ▶ See <i>Surface Materials</i> , page 443.

Options	Price	Required to Specify
Surface Materials <ul style="list-style-type: none"> Paint price group 1 Paint price group 2 Paint price group 3 	No cost +\$28 +\$47	Specify paint color number. Specify paint color number. Specify paint color number.

Specification Information

Dimensions	Style	Base
W H	Number	Price

3/4-Height Back Panels

27 ³ / ₄ "	20 ¹ / ₄ "	99121	\$115
28 ⁷ / ₈ "	20 ¹ / ₄ "	99121EF	\$115
32 ³ / ₄ "	20 ¹ / ₄ "	99122	\$120
39 ³ / ₄ "	20 ¹ / ₄ "	99183	\$128
42 ³ / ₄ "	20 ¹ / ₄ "	99118	\$135
43 ⁷ / ₈ "	20 ¹ / ₄ "	99118EF	\$135
45"	20 ¹ / ₄ "	99118EWP	\$135
57 ³ / ₄ "	20 ¹ / ₄ "	99119	\$146
58 ⁷ / ₈ "	20 ¹ / ₄ "	99119EF	\$146
62 ³ / ₄ "	20 ¹ / ₄ "	99227	\$150
67 ³ / ₄ "	20 ¹ / ₄ "	99228	\$161
72 ³ / ₄ "	20 ¹ / ₄ "	99120	\$168
87 ³ / ₄ "	20 ¹ / ₄ "	99123	\$186
:	:	:	:

Full-Height Back Panels

27 ³ / ₄ "	25 ⁷ / ₁₆ "	99169	\$126
28 ⁷ / ₈ "	25 ⁷ / ₁₆ "	99169EF	\$126
32 ³ / ₄ "	25 ⁷ / ₁₆ "	99170	\$136
39 ³ / ₄ "	25 ⁷ / ₁₆ "	99184	\$143
42 ³ / ₄ "	25 ⁷ / ₁₆ "	99171	\$146
43 ⁷ / ₈ "	25 ⁷ / ₁₆ "	99171EF	\$146
45"	25 ⁷ / ₁₆ "	99171EWP	\$146
57 ³ / ₄ "	25 ⁷ / ₁₆ "	99172	\$194
58 ⁷ / ₈ "	25 ⁷ / ₁₆ "	99172EF	\$194
62 ³ / ₄ "	25 ⁷ / ₁₆ "	99173	\$208
67 ³ / ₄ "	25 ⁷ / ₁₆ "	99174	\$214
72 ³ / ₄ "	25 ⁷ / ₁₆ "	99175	\$227
87 ³ / ₄ "	25 ⁷ / ₁₆ "	99178	\$242
:	:	:	:

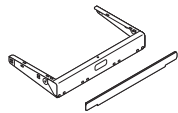
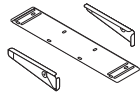
Worksurface Brackets

SIN 711.1

Bridge or Return Attachment Bracket Packages

Tip: Straight-height bracket packages are used for wood-to-wood and wood-to-steel worksurfaces connections. See Customer Service parts for straight-height brackets used for steel-to-steel worksurface connections.

Tip: Drop-height bracket packages are used for steel-to-steel, wood-to-wood, and wood-to-steel.



Standard Includes	Required to Specify
<ul style="list-style-type: none"> Attachment bracket: all paint price groups Filler strip for straight-height bracket package: black plastic 	1 Style number 2 Paint color number for attachment bracket 3 Options, if selected (see below) ▶ See <i>Surface Materials</i> , page 443.

Options	Price	Required to Specify
Surface Materials <ul style="list-style-type: none"> Filler strip 	No cost	Select plastic color number for filler strip. ▶ See <i>Surface Materials</i> , page 443.

Specification Information

Return or Bridge Depth	Style Number	Price

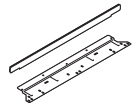
Straight-Height Bracket Package for 29³/₄"H Application

20"	99365	\$113
25"	99366	\$116
30"	99367	\$119

Drop-Height Bracket Package for 26¹/₄"H, 27¹/₄"H, or 28³/₄"H Application

20"	99365A	\$110
25"	99366A	\$114
30"	99367A	\$116

Return Radius-End Worksurface Bracket



Standard Includes	Required to Specify
<ul style="list-style-type: none"> Bracket: black paint only Filler strip: black plastic 	1 Style number 2 Options, if selected (see below)

Options	Price	Required to Specify
Surface Materials <ul style="list-style-type: none"> Filler strip 	No cost	Select plastic color number for filler strip. ▶ See <i>Surface Materials</i> , page 443.

Specification Information

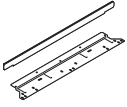
Return Radius End Table Depth	Style Number	Price
30"	99376	\$118
35"	99377	\$118

Series 9000

Worksurface Brackets, continued

SIN 711.1

Worksurface-to-Radius-End Table Bracket



Standard Includes	Required to Specify
<ul style="list-style-type: none"> • Bracket package: black paint only • Filler strip: black plastic 	1 Style number 2 Options, if selected (see below)

Options	Price	Required to Specify
Surface Materials <ul style="list-style-type: none"> • Filler strip 	No cost	Select plastic color number for filler strip. ▶ See <i>Surface Materials</i> , page 443.

Specification Information		
Work-surface Depth	Style Number	Price
20"	99388	\$115
25"	99389	\$115
30"	99390	\$115
:	:	:

Breakdown of Components

	Without Pedestals		Single-Pedestal		Double-Pedestal	
	¾-Height Back Panel	Full-Height Back Panel	¾-Height Back Panel	Full-Height Back Panel	¾-Height Back Panel	Full-Height Back Panel
20"D Freestanding Desks (see pages 339–342)						
45"W		9213ALM 99001-EP 99001-EP 99004AM-WS 99171-BP		9213TLM 99001-EP 99001-EP 99004AM-WS 99171-BP 9U881-PD		
60"W		9217ALM 99001-EP 99001-EP 99005AM-WS 99172-BP		9217TLM 99001-EP 99001-EP 99005AM-WS 99172-BP 9U881-PD		9217ULM 99001-EP 99001-EP 99005AM-WS 99172-BP 9U893-PD 9U881-PD
70"W		9221ALM 99001-EP 99001-EP 99006AM-WS 99174-BP		9221TLM 99001-EP 99001-EP 99006AM-WS 99174-BP 9U881-PD		9221ULM 99001-EP 99001-EP 99006AM-WS 99174-BP 9U893-PD 9U881-PD

25"D Freestanding Desks (see pages 344–348)						
30"W	9031AM 99101-EP 99102-EP 98405AM-WS 99121-BP	9231AM 99101-EP 99102-EP 98405AM-WS 99169-BP	9031BM 99101-EP 99102-EP 98405AM-WS 99121-BP 9U111-PD	9231BM 99101-EP 99102-EP 98405AM-WS 99169-BP 9U224-PD		
45"W	9035AM 99101-EP 99102-EP 99107AM-WS 99118-BP	9235AM 99101-EP 99102-EP 99107AM-WS 99171-BP	9035BM 99101-EP 99102-EP 99107AM-WS 99118-BP 9U111-PD	9235BM 99101-EP 99102-EPI 99107AM-WS 99171-BP 9U224-PD		
60"W	9039AM 99101-EP 99102-EP 99108AM-WS 99119-BP	9239AM 99101-EP 99102-EP 99108AM-WS 99172-BP	9039BM 99101-EP 99102-EP 99108AM-WS 99119-BP 9U111-PD	9239BM 99101-EP 99102-EP 99108AM-WS 99172-BP 9U224-PD	9039CM 99101-EP 99102-EP 99108AM-WS 99119-BP 9U111-PD	9239CM 99101-EP 99102-EP 99108AM-WS 99172-BP 9U223-PD 9U224-PD
70"W	9047AM 99101-EP 99102-EP 98409AM-WS 99228-BP	9247AM 99101-EP 99102-EP 98409AM-WS 99174-BP	9047BM 99101-EP 99102-EP 98409AM-WS 99228-BP 9U111-PD	9247BM 99101-EP 99102-EP 98409AM-WS 99174-BP 9U224-PD	9047CM 99101-EP 99102-EP 98409AM-WS 99228-BP 9U111-PD	9247CM 99101-EP 99102-EP 98409AM-WS 99174-BP 9U223-PD 9U224-PD

Abbreviation Codes	Components listed from left to right.					
AB	Attachment bracket	LC	Lower case	UC	Upper case	
BP	Back panel	PD	Pedestal	WS	Worksurface	
G	Grommet	RS	Reference shelf			
EP	End panel	SF	Shelf			
KS	Kneespace package	TB	Tackboard			

Breakdown of Components, continued

	Without Pedestals		Single-Pedestal		Double-Pedestal	
	¾-Height Back Panel	Full-Height Back Panel	¾-Height Back Panel	Full-Height Back Panel	¾-Height Back Panel	Full-Height Back Panel
25"D Freestanding Desks, continued (see pages 344–348)						
75"W	9043AM 99101-EP 99102-EP 99109AM-WS 99120-BP	9243AM 99101-EP 99102-EP 99109AM-WS 99175-BP	9043BM 99101-EP 99102-EP 99109AM-WS 99120-BP 9U111-PD	9243BM 99101-EP 99102-EP 99109AM-WS 99175-BP 9U224-PD	9043CM 99101-EP 99102-EP 99109AM-WS 99120-BP 9U111-PD	9243CM 99101-EP 99102-EP 99109AM-WS 99175-BP 9U223-PD 9U224-PD
90"W	9082AM 99101-EP 99102-EP 98439AM-WS 99123-BP	9282AM 99101-EP 99102-EP 98439AM-WS 99178-BP	9082BM 99101-EP 99102-EP 98439AM-WS 99123-BP 9U111-PD	9282BM 99101-EP 99102-EP 98439AM-WS 99178-BP 9U224-PD		9282CM 99101-EP 99102-EP 98439AM-WS 99178-BP 9U223-PD 9U224-PD

30"D Freestanding Desks (see pages 350–360)

30"W	9051AM 99201-EP 99202-EP 99268AM-WS 99121-BP	9251AM 99201-EP 99202-EP 99268AM-WS 99169-BP				
45"W	9055AM 99201-EP 99202-EP 99266AMM-WS 99118-BP	9255AM 99201-EP 99202-EP 99266AMM-WS 99171-BP	9055BM 99201-EP 99202-EP 99266AMM-WS 99118-BP 9U230-PD	9255BM 99201-EP 99202-EP 99266AMM-WS 99171-BP 9U948-PD		
60"W	9059AM 99201-EP 99202-EP 99213AMM-WS 99119-BP	9259AM 99201-EP 99202-EP 99213AMM-WS 99172-BP	9059BM 99201-EP 99202-EP 99213AMM-WS 99119-BP 9U230-PD	9259BM 99201-EP 99202-EP 99213AMM-WS 99172-BP 9U948-PD	9059CM 99201-EP 99202-EP 99213AMM-WS 99119-BP 9U230-PD	9259CM 99201-EP 99202-EP 99213AMM-WS 99172-BP 9U947-PD 9U948-PD
	9059ARM 99201-EP 99202-EP 99213AMM-WS 99119-BP	9259ARM 99201-EP 99202-EP 99213AMM-WS 99172-BP	9059BRM 99201-EP 99202-EP 99213AMM-WS 99119-BP 9U111-PD 9U239-AB	9259BRM 99201-EP 99202-EP 99213AMM-WS 99172-BP 9U224-PD 9U239-AB	9059CRM 99201-EP 99202-EP 99213AMM-WS 99119-BP 9U111-PD 9U239-AB 9U239-AB	9259CRM 99201-EP 99202-EP 99213AMM-WS 99172-BP 9U224-PD 9U223-PD 9U239-AB 9U239-AB

Abbreviation Codes

AB Attachment bracket
 BP Back panel
 G Grommet
 EP End panel
 KS Kneespace package

LC Lower case
 PD Pedestal
 RS Reference shelf
 SF Shelf
 TB Tackboard

UC Upper case
 WS Worksurface

Components listed from left to right.

	Without Pedestals		Single-Pedestal		Double-Pedestal	
	3/4-Height Back Panel	Full-Height Back Panel	3/4-Height Back Panel	Full-Height Back Panel	3/4-Height Back Panel	Full-Height Back Panel
30"D Freestanding Desks, continued (see pages 350–360)						
65"W	9063AM	9263AM	9063BM	9263BM	9063CM	9263CM
	99201-EP	99201-EP	99201-EP	99201-EP	99201-EP	99201-EP
	99202-EP	99202-EP	99202-EP	99202-EP	99202-EP	99202-EP
	99214AMM-WS	99214AMM-WS	99214AMM-WS	99214AMM-WS	99214AMM-WS	99214AMM-WS
	99227-BP	99173-BP	99227-BP	99173-BP	99227-BP	99173-BP
			9U230-PD	9U948-PD	9U230-PD	9U947-PD
						9U948-PD
	9063ARM	9263ARM	9063BRM	9263BRM	9063CRM	9263CRM
	99201-EP	99201-EP	99201-EP	99201-EP	99201-EP	99201-EP
	99202-EP	99202-EP	99202-EP	99202-EP	99202-EP	99202-EP
	99214AMM-WS	99214AMM-WS	99214AMM-WS	99214AMM-WS	99214AMM-WS	99214AMM-WS
	99227-BP	99173-BP	99227-BP	99173-BP	99227-BP	99173-BP
		9U111-PD	9U224-PD	9U111-PD	9U224-PD	
		9U239-AB	9U239-AB	9U239-AB	9U223-PD	
				9U239-AB	9U239-AB	
					9U239-AB	
70"W	9067AM	9267AM	9067BM	9267BM	9067CM	9267CM
	99201-EP	99201-EP	99201-EP	99201-EP	99201-EP	99201-EP
	99202-EP	99202-EP	99202-EP	99202-EP	99202-EP	99202-EP
	99262AMM-WS	99262AMM-WS	99262AMM-WS	99262AMM-WS	99262AMM-WS	99262AMM-WS
	99228-BP	99174-BP	99228-BP	99174-BP	99228-BP	99174-BP
			9U230-PD	9U948-PD	9U230-PD	9U947-PD
						9U948-PD
	9067ARM	9267ARM	9067BRM	9267BRM	9067CRM	9267CRM
	99201-EP	99201-EP	99201-EP	99201-EP	99201-EP	99201-EP
	99202-EP	99202-EP	99202-EP	99202-EP	99202-EP	99202-EP
	99262AMM-WS	99262AMM-WS	99262AMM-WS	99262AMM-WS	99262AMM-WS	99262AMM-WS
	99228-BP	99174-BP	99228-BP	99174-BP	99228-BP	99174-BP
		9U111-PD	9U224-PD	9U111-PD	9U224-PD	
		9U239-AB	9U239-AB	9U239-AB	9U223-PD	
				9U239-AB	9U239-AB	
					9U239-AB	
75"W	9072AM	9272AM	9072BM	9272BM	9072CM	9272CM
	99201-EP	99201-EP	99201-EP	99201-EP	99201-EP	99201-EP
	99202-EP	99202-EP	99202-EP	99202-EP	99202-EP	99202-EP
	99260AMM-WS	99260AMM-WS	99260AMM-WS	99260AMM-WS	99260AMM-WS	99260AMM-WS
	99120-BP	99175-BP	99120-BP	99175-BP	99120-BP	99175-BP
			9U230-PD	9U948-PD	9U230-PD	9U947-PD
						9U948-PD
	9072ARM	9272ARM	9072BRM	9272BRM	9072CRM	9272CRM
	99201-EP	99201-EP	99201-EP	99201-EP	99201-EP	99201-EP
	99202-EP	99202-EP	99202-EP	99202-EP	99202-EP	99202-EP
	99260AMM-WS	99260AMM-WS	99260AMM-WS	99260AMM-WS	99260AMM-WS	99260AMM-WS
	99120-BP	99175-BP	99120-BP	99175-BP	99120-BP	99175-BP
		9U111-PD	9U224-PD	9U111-PD	9U224-PD	
		9U239-AB	9U239-AB	9U239-AB	9U223-PD	
				9U239-AB	9U239-AB	
					9U239-AB	

Abbreviation Codes	AB Attachment bracket	LC Lower case	UC Upper case	Components listed from left to right.
	BP Back panel	PD Pedestal	WS Worksurface	
	G Grommet	RS Reference shelf		
	EP End panel	SF Shelf		
	KS Kneespace package	TB Tackboard		

Breakdown of Components, continued

	Without Pedestals		Single-Pedestal		Double-Pedestal	
	¾-Height Back Panel	Full-Height Back Panel	¾-Height Back Panel	Full-Height Back Panel	¾-Height Back Panel	Full-Height Back Panel
30"D Freestanding Desks, continued (see pages 350–360)						
90"W	9083AM 99201-EP 99202-EP 99052AMM-WS 99123-BP	9283AM 99201-EP 99202-EP 99052AMM-WS 99178-BP	9083BM 99201-EP 99202-EP 99052AMM-WS 99123-BP 9U230-PD	9283BM 99201-EP 99202-EP 99052AMM-WS 99178-BP 9U948-PD 9U230-PD	9083CM 99201-EP 99202-EP 99052AMM-WS 99123-BP 9U948-PD	9283CM 99201-EP 99202-EP 99052AMM-WS 99178-BP 9U947-PD
35"D Freestanding Desks (see pages 362–366)						
60"W		9271AM 99207-EP 99208-EP 99215AM-WS 99172-BP				9271CM 99207-EP 99208-EP 99215AM-WS 99172-BP 9U947-PD 9U948-PD
65"W			9075BM 99207-EP 99208-EP 99216AM-WS 99227-BP 9U230-PD	9275BM 99207-EP 99208-EP 99216AM-WS 99173-BP 9U948-PD		9275CM 99207-EP 99208-EP 99216AM-WS 99173-BP 9U947-PD 9U948-PD
70"W		9279AM 99207-EP 99208-EP 99217AM-WS 99174-BP	9079BM 99207-EP 99208-EP 99217AM-WS 99228-BP 9U230-PD	9279BM 99207-EP 99208-EP 99217AM-WS 99174-BP 9U948-PD		9279CM 99207-EP 99208-EP 99217AM-WS 99174-BP 9U947-PD 9U948-PD
75"W		9280AM 99207-EP 99208-EP 99258AM-WS 99175-BP	9080BM 99207-EP 99208-EP 99258AM-WS 99120-BP 9U230-PD	9280BM 99207-EP 99208-EP 99258AM-WS 99175-BP 9U948-PD		9280CM 99207-EP 99208-EP 99258AM-WS 99175-BP 9U947-PD 9U948-PD

Abbreviation Codes	AB Attachment bracket	BP Back panel	G Grommet	EP End panel	KS Kneespace package	LC Lower case	PD Pedestal	RS Reference shelf	SF Shelf	TB Tackboard	UC Upper case	WS Worksurface	Components listed from left to right.
--------------------	-----------------------	---------------	-----------	--------------	----------------------	---------------	-------------	--------------------	----------	--------------	---------------	----------------	---------------------------------------

	Without Pedestals		Single-Pedestal		Double-Pedestal	
	¾-Height Back Panel	Full-Height Back Panel	¾-Height Back Panel	Full-Height Back Panel	¾-Height Back Panel	Full-Height Back Panel
20"D Returns (see pages 368–370)						
30"W		9201AEFLM 98401AEFLM-WS 99365A-AB 99001-EP 99169EF-BP	9005REFLM 98401AEFLM-WS 99365A-AB 99001-EP 99121EF-BP 9U872-PD	9205REFLM 98401AEFLM-WS 99365A-AB 99001-EP 99169EF-BP 9U881-PD		
45"W		9213DEFLM 99001-EP 99004AEFLM-WS 99171EF-BP 99365A-AB	9013REFLM 99001-EP 99004AEFLM-WS 99118EF-BP 99365A-AB 9U872-PD	9213REFLM 99001-EP 99004AEFLM-WS 99171EF-BP 99365A-AB 9U881-PD		
60"W		9217AEFLM 99001-EP 99005AEFLM-WS 99172EF-BP 99365A-AB	9017TEFLM 99001-EP 99005AEFLM-WS 99119EF-BP 99365A-AB 9U872-PD	9217TEFLM 99001-EP 99005AEFLM-WS 99172EF-BP 99365A-AB 9U881-PD		

25"D Returns (see pages 372–374)						
30"W	9031AEFLM 98405AEFLM-WS 99366-AB 99101-EP 99121EF-BP	9231AEFLM 98405AEFLM-WS 99366-AB 99101-EP 99169EF-BP	9031BEFLM 98405AEFLM-WS 99366-AB 99101-EP 99121EF-BP 9U111-PD	9231BEFLM 98405AEFLM-WS 99366-AB 99101-EP 99169EF-BP 9U224-PD		
45"W	9035DEFLM 99101-EP 99107AEFLM-WS 99118EF-BP 99366-AB	9235DEFLM 99101-EP 99107AEFLM-WS 99171EF-BP 99366-AB	9035GEFLM 99101-EP 99107AEFLM-WS 99118EF-BP 99366-AB 9U111-PD	9235GEFLM 99101-EP 99107AEFLM-WS 99171EF-BP 99366-AB 9U224-PD		
60"W	9039EEFLM 99101-EP 99108AEFLM-WS 99119EF-BP 99366-AB	9239EEFLM 99101-EP 99108AEFLM-WS 99172EF-BP 99366-AB	9039GEFLM 99101-EP 99108AEFLM-WS 99119EF-BP 99366-AB 9U111-PD	9239GEFLM 99101-EP 99108AEFLM-WS 99172EF-BP 99366-AB 9U224-PD	9039CEFLM 99101-EP 99108AEFLM-WS 99119EF-BP 99366-AB 9U111-PD	9239CEFLM 99101-EP 99108AEFLM-WS 99172EF-BP 99366-AB 9U224-PD

Abbreviation Codes							Components listed from left to right.
AB	Attachment bracket	LC	Lower case	UC	Upper case		
BP	Back panel	PD	Pedestal	WS	Worksurface		
G	Grommet	RS	Reference shelf				
EP	End panel	SF	Shelf				
KS	Kneespace package	TB	Tackboard				

Breakdown of Components, continued

	Without Pedestals		Single-Pedestal		Double-Pedestal	
	¾-Height Back Panel	Full-Height Back Panel	¾-Height Back Panel	Full-Height Back Panel	¾-Height Back Panel	Full-Height Back Panel
30"D Returns (see pages 376–378)						
30"W		9251AEFLM 99268AEFLM-WS 99367-AB 99201-EP 99169EF-BP		9251BEFLM 99268AEFLM-WS 99367-AB 99201-EP 99169EF-BP 9U948-PD		
45"W		9255AEFLM 99201-EP 99266AEFLMM-WS 99171EF-BP 99367-AB	9055BEFLM 99201-EP 99266AEFLMM-WS 99118EF-BP 99367-AB 9U230-PD	9255BEFLM 99201-EP 99266AEFLMM-WS 99171EF-BP 99367-AB 9U948-PD		
60"W		9259AEFLM 99201-EP 99213AEFLMM-WS 99172EF-BP 99367-AB		9259BEFLM 99201-EP 99213AEFLMM-WS 99172EF-BP 99367-AB 9U948-PD	9259CEFLM 99201-EP 99213AEFLMM-WS 99172EF-BP 99367-AB 9U948-PD 9U948-PD	

20"D Bridges (see page 382)

45"W	9013EWPM 99004BEWPM-WS 99118EWP-BP 99365-AB 99365-AB	9213EWPM 99004BEWPM-WS 99171EWP-BP 99365-AB 99365-AB
------	---	---

25"D Bridges (see page 382)

45"W	9035EWPM 99107BEWPM-WS 99118EWP-BP 99366-AB 99366-AB	9235EWPM 99107BEWPM-WS 99171EWP-BP 99366-AB 99366-AB
------	---	---

30"D Bridges (see page 382)

45"W	9055EWPM 99266BEWPMM-WS 99118EWP-BP 99367-AB 99367-AB	9255EWPM 99266BEWPMM-WS 99171EWP-BP 99367-AB 99367-AB
------	--	--

Abbreviation Codes				Components listed from left to right.	
AB	Attachment bracket	LC	Lower case	UC	Upper case
BP	Back panel	PD	Pedestal	WS	Worksurface
G	Grommet	RS	Reference shelf		
EP	End panel	SF	Shelf		
KS	Kneespace package	TB	Tackboard		

Specifying Series 9000 Options Worksurfaces, Storage, and Related Products

► For more detailed product information, see the *Series 9000 Specification Guide* or consult your Steelcase dealer.

Worksurfaces

Corner Worksurfaces (SIN 711.1)	414
Extended Corner Worksurfaces (SIN 711.1)	418
Straight Worksurfaces (SIN 711.1)	420
Jetty Worksurfaces (SIN 711.1)	422
Enterprise Worksurfaces (SIN 711.1)	423
Visitor Worksurfaces (SIN 711.1)	424
Spanner Worksurfaces (SIN 711.1)	425

Related Products

Worksurface Supports (SIN 711.1)	426
Worksurface Accessories (SIN 711.1)	427

Storage

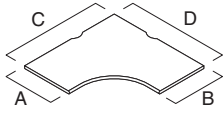
Pedestals (SIN 711.1)	428
-----------------------	-----

Related Products

Storage Brackets and Storage Accessories (SIN 711.1)	429
--	-----

Corner Worksurfaces

SIN 711.1

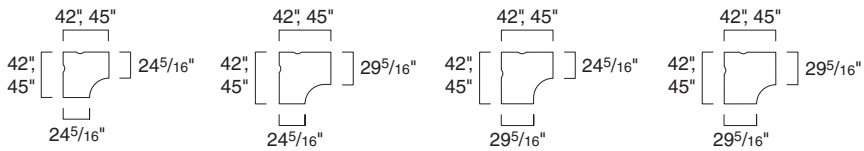


Standard Includes	Required to Specify
<ul style="list-style-type: none"> • Worksurface: laminate <ul style="list-style-type: none"> – Radius-edge T-mold on user's side: plastic – Side and back edges: plastic • Rear corner bracket: black paint only • Cable scallops centered, rear, on sides C and D 	<ol style="list-style-type: none"> 1 Style number 2 Laminate color number for worksurface 3 Plastic color number for T-mold edge 4 Options, if selected (see below) <p>▶ See <i>Surface Materials</i>, page 443.</p>

Options	Price	Required to Specify
Surface Materials <ul style="list-style-type: none"> • Worksurface <ul style="list-style-type: none"> • Open Line laminate 	+\$65 plus cost of laminate	▶ See <i>Surface Materials Reference Manual</i> .
Related Products <ul style="list-style-type: none"> • Worksurface supports • Worksurface accessories • Worksurface wiring and cabling 		▶ Page 426 ▶ Page 427 ▶ Page 432

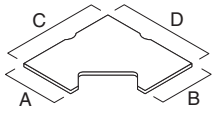
Specification Information							
Dimensions				Style Number	Base Price		
A	B	C	D				
25"	25"	42"	42"	9WC2242	\$644		
30"	30"	42"	42"	9WC3342	\$706		
25"	25"	45"	45"	9WC2245	\$724		
25"	30"	45"	45"	9WC2345	\$706		
30"	25"	45"	45"	9WC3245	\$706		
30"	30"	45"	45"	9WC3345	\$788		
:	:	:	:	:	:	:	:

Corner Worksurfaces



Corner Worksurfaces with Cutout

SIN 711.1

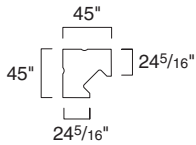


Standard Includes	Required to Specify
<ul style="list-style-type: none"> Worksurface: laminate <ul style="list-style-type: none"> Radius-edge T-mold on user's side: plastic Side and back edges: plastic default Rear corner bracket: black paint only Cable scallops centered, rear, on sides C and D 	<ol style="list-style-type: none"> Style number Laminate color number for worksurface Plastic color number for T-mold edge Options, if selected, (see below) <p>▶ See <i>Surface Materials</i>, page 443.</p>

Options	Price	Required to Specify
Surface Materials <ul style="list-style-type: none"> Worksurface <ul style="list-style-type: none"> Open Line laminate 	+\$65 plus cost of laminate	▶ See <i>Surface Materials Reference Manual</i> .
Related Products <ul style="list-style-type: none"> Worksurface supports Worksurface accessories Worksurface wiring and cabling 		▶ Page 426 ▶ Page 427 ▶ Page 432

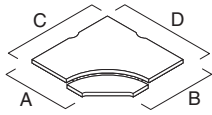
Specification Information					
Dimensions				Style Number	Base Price
A	B	C	D		
25"	25"	45"	45"	9WCC2245	\$807

Corner Worksurfaces with Cutout



Corner Split-Top Adjustable Worksurfaces

SIN 711.1

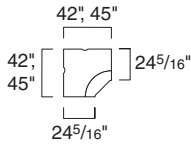


Standard Includes	Required to Specify
<ul style="list-style-type: none"> • Worksurface: laminate <ul style="list-style-type: none"> – Radius-edge T-mold on user's side: plastic – Side and back edges: plastic default • Rear corner bracket: black paint only • Side-mounting brackets (4) to connect to adjacent end cantilever: all paint price groups • Cable scallops centered, rear, on sides C and D 	<ol style="list-style-type: none"> 1 Style number 2 Laminate color number for worksurface 3 Plastic color number for T-mold edge on laminate worksurface 4 Paint color number for side-mounting brackets <p>▶ See <i>Surface Materials</i>, page 443.</p>

Options	Price	Required to Specify
Surface Materials <ul style="list-style-type: none"> • Worksurface <ul style="list-style-type: none"> • Open Line laminate 	+\$65 plus cost of laminate	▶ See <i>Surface Materials Reference Manual</i> .
Related Products <ul style="list-style-type: none"> • Worksurface supports • Worksurface wiring and cabling 		▶ Page 426 ▶ Page 432

Specification Information					
• Dimensions				• Style	• Base
A	B	C	D	Number	Price
25"	25"	42"	42"	9WA2242	\$1814
25"	25"	45"	45"	9WA2245	\$2048
:	:	:	:	:	:

Corner Split-Top Adjustable Worksurfaces



Extended Corner Worksurfaces

SIN 711.1

Tip: When specifying from electronic price list, dimensions are shown in a different order than A through D above.

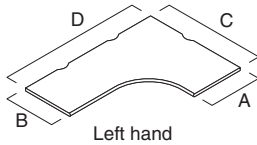
Standard Includes	Required to Specify
<ul style="list-style-type: none"> • Worksurface: laminate <ul style="list-style-type: none"> – Radius-edge T-mold on user's side: plastic – Side and back edges: plastic default • Rear corner bracket: black paint only • Cable scallops centered, rear, one on side C and one or two on side D • Center support, if side D is wider than 60": black paint only 	<ol style="list-style-type: none"> 1 Style number 2 Laminate color number for worksurface 3 Plastic color number for T-mold edge 4 Options, if selected (see below) <p>▶ See <i>Surface Materials</i>, page 443.</p>

Options	Price	Required to Specify
Surface Materials <ul style="list-style-type: none"> • Open Line laminate 	+\$65 plus cost of laminate	▶ See <i>Surface Materials Reference Manual</i> .
Related Products <ul style="list-style-type: none"> • Worksurface supports • Worksurface accessories • Pedestals • Worksurface wiring and cabling 		▶ Page 426 ▶ Page 427 ▶ Page 428 ▶ Page 432

Specification Information

Dimensions				Radius	Style Number	Base Price
A	B	C	D			
Left-Hand						
25"	25"	42"	60"	17"	9WCL224260	\$1025
30"	30"	42"	60"	12"	9WCL334260	\$1046
25"	25"	42"	70"	17"	9WCL224270	\$1213
30"	30"	42"	70"	12"	9WCL334270	\$1235
25"	25"	42"	75"	17"	9WCL224275	\$1242
30"	30"	42"	75"	12"	9WCL334275	\$1313
25"	25"	45"	60"	17"	9WCL224560	\$1046
25"	30"	45"	60"	12"	9WCL234560	\$1151
30"	25"	45"	60"	17"	9WCL324560	\$1151
30"	30"	45"	60"	12"	9WCL334560	\$1205
25"	25"	45"	70"	17"	9WCL224570	\$1235
25"	30"	45"	70"	12"	9WCL234570	\$1340
30"	25"	45"	70"	17"	9WCL324570	\$1340
30"	30"	45"	70"	12"	9WCL334570	\$1299
25"	25"	45"	75"	17"	9WCL224575	\$1349
30"	30"	45"	75"	12"	9WCL334575	\$1392

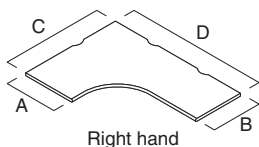
▶ **Specification Information, continued on next page**



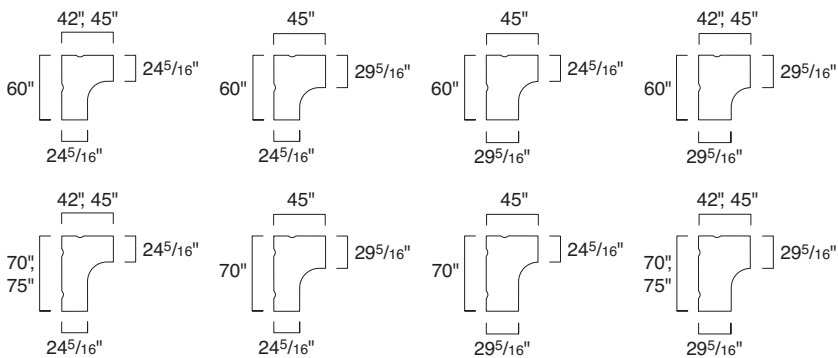
► Specification Information, continued from previous page

Specification Information

Dimensions				Radius	Style Number	Base Price
A	B	C	D			
Right-Hand						
25"	25"	42"	60"	17"	9WCR224260	\$1025
30"	30"	42"	60"	12"	9WCR334260	\$1046
25"	25"	42"	70"	17"	9WCR224270	\$1213
30"	30"	42"	70"	12"	9WCR334270	\$1235
25"	25"	42"	75"	17"	9WCR224275	\$1242
30"	30"	42"	75"	12"	9WCR334275	\$1313
25"	25"	45"	60"	17"	9WCR224560	\$1046
25"	30"	45"	60"	12"	9WCR234560	\$1151
30"	25"	45"	60"	17"	9WCR324560	\$1151
30"	30"	45"	60"	12"	9WCR334560	\$1205
25"	25"	45"	70"	17"	9WCR224570	\$1235
25"	30"	45"	70"	12"	9WCR234570	\$1340
30"	25"	45"	70"	17"	9WCR324570	\$1340
30"	30"	45"	70"	12"	9WCR334570	\$1299
25"	25"	45"	75"	17"	9WCR224575	\$1349
30"	30"	45"	75"	12"	9WCR334575	\$1392



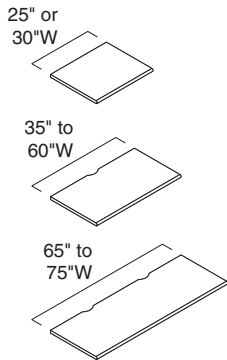
Extended Corner Worksurfaces



Series 9000

Straight Worksurfaces

SIN 711.1



Standard Includes	Required to Specify
-------------------	---------------------

- Worksurface: laminate
 - Radius-edge T-mold on user's side: plastic
 - Side and back edges: plastic default
- Center support on worksurfaces that are wider than 60":
 - 25"D: black paint only
 - 30"D: all paint price groups
- Worksurface with keyboard cutout: black plastic
- Cable scallop(s) on worksurfaces that are 35"W–60"W, centered rear, or two on 65"W–75"W worksurfaces or wider

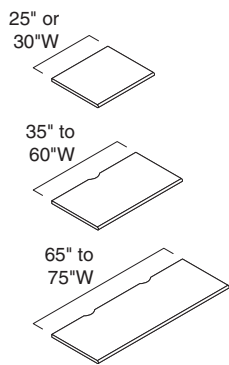
- 1 Style number
 - 2 Laminate color number for worksurface
 - 3 Plastic color number for T-mold edge
 - 4 Paint color number for center support when included on 30"D worksurface
 - 5 Options, if selected (see below)
- ▶ See *Surface Materials*, page 443.

Surface Materials	Options	Price	Required to Specify
-------------------	---------	-------	---------------------

Surface Materials	Worksurface		
	• Open Line laminate	+\$65 plus cost of laminate	▶ See <i>Surface Materials Reference Manual</i> .

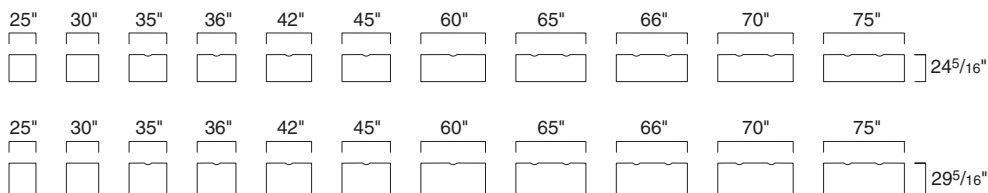
Related Products	<ul style="list-style-type: none"> • Worksurface supports • Worksurface accessories • Pedestals • Worksurface wiring and cabling 	<ul style="list-style-type: none"> ▶ Page 426 ▶ Page 427 ▶ Page 428 ▶ Page 432
-------------------------	--	--

Specification Information



Dimensions		Style Number	Base Price
D	W		
25"	25"	9WS225	\$274
25"	30"	9WS230	\$292
25"	35"	9WS235	\$302
25"	36"	9WS236	\$311
25"	42"	9WS242	\$337
25"	45"	9WS245	\$395
25"	60"	9WS260	\$454
25"	65"	9WS265	\$480
25"	66"	9WS266	\$506
25"	70"	9WS270	\$564
25"	75"	9WS275	\$614
30"	25"	9WS325	\$387
30"	30"	9WS330	\$402
30"	35"	9WS335	\$421
30"	36"	9WS336	\$426
30"	42"	9WS342	\$454
30"	45"	9WS345	\$513
30"	60"	9WS360	\$582
30"	65"	9WS365	\$612
30"	66"	9WS366	\$635
30"	70"	9WS370	\$693
30"	75"	9WS375	\$743

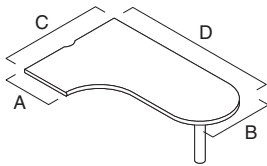
Straight Worksurfaces



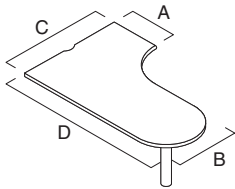
Series 9000

Jetty Worksurfaces

SIN 711.1



Right hand



Left hand

Tip: When specifying from electronic price list, dimensions are shown in a different order than A through D above.

Standard Includes	Required to Specify
-------------------	---------------------

- | | |
|---|---|
| Standard Includes | Required to Specify |
| <ul style="list-style-type: none"> • Worksurface: laminate <ul style="list-style-type: none"> – Radius-edge T-mold on user's side: plastic – Side and back edges: plastic default • Column support: all paint price groups • Cable scallop centered, rear, on side C • Support bracket: black paint only | <ol style="list-style-type: none"> 1 Style number 2 Laminate color number for worksurface 3 Plastic color number for T-mold edge 4 Paint color number for column support 5 Options, if selected (see below) <p>▶ See <i>Surface Materials</i>, page 443.</p> |

Surface Materials	Worksurface	Price	Required to Specify
-------------------	-------------	-------	---------------------

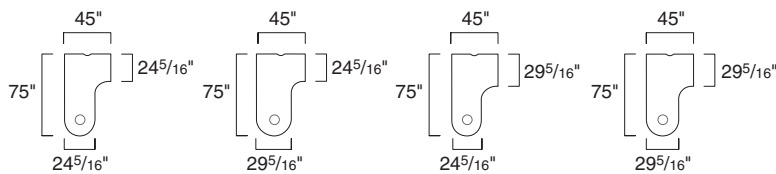
- | | | | |
|-------------------|--|--------------------------------|---|
| Surface Materials | Worksurface | Price | Required to Specify |
| | <ul style="list-style-type: none"> • Open Line laminate | +\$65
plus cost of laminate | ▶ See <i>Surface Materials Reference Manual</i> . |

- | | | |
|------------------|---|---|
| Related Products | <ul style="list-style-type: none"> • Worksurface supports • Worksurface accessories • Worksurface wiring and cabling | <p>▶ Page 426</p> <p>▶ Page 427</p> <p>▶ Page 432</p> |
|------------------|---|---|

Specification Information

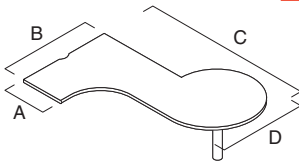
Dimensions				Style Number	Base Price
A	B	C	D		
Left-Hand					
25"	25"	45"	75"	9WJL224575	\$1587
25"	30"	45"	75"	9WJL234575	\$1662
30"	30"	45"	75"	9WJL334575	\$1704
Right-Hand					
25"	25"	45"	75"	9WJR224575	\$1587
25"	30"	45"	75"	9WJR234575	\$1662
30"	30"	45"	75"	9WJR334575	\$1704

Jetty Worksurfaces

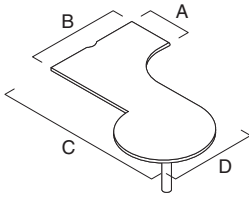


Enterprise Worksurfaces

SIN 711.1



Right hand



Left hand

Tip: When specifying from electronic price list, dimensions are shown in a different order than A through D above.

Standard Includes

- Worksurface: laminate
 - Radius-edge T-mold on user's side: plastic
 - Side and back edges: plastic default
- Column support: paint
- Conference support: paint
- Cable scallops centered, rear, on side B
- 3½"H hat channel brace attached to underside of worksurface

Required to Specify

- 1 Style number
- 2 Laminate color number for worksurface
- 3 Plastic color number for T-mold edge
- 4 Paint color number for column support, conference support, and hat channel brace
- 5 Options, if selected (see below)
 - ▶ See *Surface Materials*, page 443.

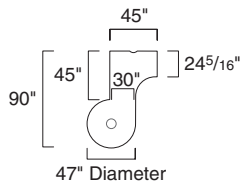
Options Price Required to Specify

Options	Price	Required to Specify
Surface Materials		
• Worksurface		
• Open Line laminate	+\$65 plus cost of laminate	▶ See <i>Surface Materials Reference Manual</i> .
Related Products		
• Worksurface supports		▶ Page 426
• Worksurface accessories		▶ Page 427
• Pedestals		▶ Page 428
• Worksurface wiring and cabling		▶ Page 432

Specification Information

Dimensions				Style Number	Base Price
A	B	C	D		
Left-Hand					
25"	45"	90"	47"	9WEL24590	\$2095
Right-Hand					
25"	45"	90"	47"	9WER24590	\$2095

Enterprise Worksurfaces



Series 9000

Visitor Worksurfaces

SIN 711.1

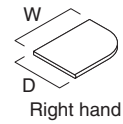
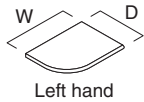
Standard Includes	Required to Specify
<ul style="list-style-type: none"> • Worksurface: laminate <ul style="list-style-type: none"> – Radius-edge T-mold on user's side: plastic – Side and back edges: plastic default • Conference support: all paint price groups 	<ol style="list-style-type: none"> 1 Style number 2 Laminate color number for worksurface 3 Plastic color number for T-mold edge 4 Paint color number for conference support 5 Options, if selected (see below) <p>▶ See <i>Surface Materials</i>, page 443.</p>

Tip: Scallops are not available on visitor worksurfaces.

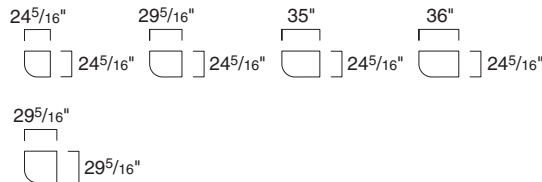
Options	Price	Required to Specify
Surface Materials Worksurface <ul style="list-style-type: none"> • Open Line laminate 	+\$65 plus cost of laminate	▶ See <i>Surface Materials Reference Manual</i> .
Related Products <ul style="list-style-type: none"> • Worksurface supports • Worksurface wiring and cabling 		▶ Page 426 ▶ Page 432

Specification Information

Dimensions	Radius	Style Number	Base Price
D	W	Number	Price
Left-Hand			
25"	25"	12"	9WVL225 \$584
25"	30"	12"	9WVL230 \$627
25"	35"	12"	9WVL235 \$649
25"	36"	12"	9WVL236 \$669
30"	30"	17"	9WVL330 \$649
Right-Hand			
25"	25"	12"	9WVR225 \$584
25"	30"	12"	9WVR230 \$627
25"	35"	12"	9WVR235 \$649
25"	36"	12"	9WVR236 \$669
30"	30"	17"	9WVR330 \$649

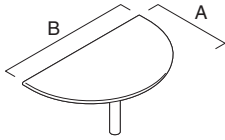


Visitor Worksurfaces



Spanner Worksurfaces

SIN 711.1

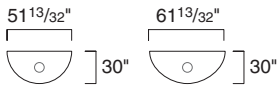


Standard Includes	Required to Specify
<ul style="list-style-type: none"> Worksurface: laminate <ul style="list-style-type: none"> – Radius-edge T-mold on user's side: plastic – Side and back edges: plastic default Column support: all paint price groups Spanner supports: all paint price groups Straps included with worksurface (Straps need not be installed when spanner is adjacent to a corner split-top adjustable worksurface) 	<ol style="list-style-type: none"> Style number Laminate color number for worksurface Plastic color number for T-mold edge Paint color number for column support and spanner supports Options, if selected (see below) <ul style="list-style-type: none"> ▶ See <i>Surface Materials</i>, page 443.

Options	Price	Required to Specify
Surface Materials <ul style="list-style-type: none"> Worksurface <ul style="list-style-type: none"> • Open Line laminate 	+\$65 plus cost of laminate	▶ See <i>Surface Materials Reference Manual</i> .
Related Products <ul style="list-style-type: none"> • Worksurface supports • Worksurface wiring and cabling 		▶ Page 426 ▶ Page 432

Specification Information			
Dimensions		Style Number	Base Price
A	B		
30"	52 1/4"	9WSP3052	\$ 985
30"	62 1/4"	9WSP3062	\$1152
:	:	:	:

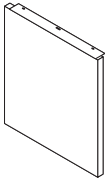
Spanner Worksurfaces



Worksurface Supports

SIN 711.1

End Panels



Standard Includes	Required to Specify
-------------------	---------------------

- | | |
|--|--|
| Standard Includes | Required to Specify |
| <ul style="list-style-type: none"> End panel: paint | <ul style="list-style-type: none"> 1 Style number 2 Paint color number for end panel 3 Options, if selected (see below) |
| <p>▶ See <i>Surface Materials</i>, page 443.</p> | |

Surface Materials	Options	Price	Required to Specify
-------------------	---------	-------	---------------------

- | | | | |
|-------------------|---|---|---|
| Surface Materials | Options | Price | Required to Specify |
| | <ul style="list-style-type: none"> Paint price group 1 Paint price group 2 Paint price group 3 | <ul style="list-style-type: none"> No cost +\$19 +\$32 | <ul style="list-style-type: none"> Specify paint color number. Specify paint color number. Specify paint color number. |

Specification Information				
Dimensions			Style Number	Base Price
D	W	H	Number	Price

25"	1 1/8"	27"	9EP25	\$418
30"	1 1/8"	27"	9EP30	\$474

Cantilevers and Brackets

Standard Includes	Required to Specify
-------------------	---------------------

- | | |
|---|--|
| Standard Includes | Required to Specify |
| <ul style="list-style-type: none"> Cantilever: all paint price groups Side support brackets: black paint only | <ul style="list-style-type: none"> 1 Style number 2 Paint color number |
| <p>▶ See <i>Surface Materials</i>, page 443.</p> | |

Specification Information				
Dimensions			Style Number	Price
D	W	H	Number	Price

--	--	--	--	--

Shared Cantilever				
-------------------	--	--	--	--

23 3/4"	1 1/16"	12 5/8"	9SC	\$282
---------	---------	---------	------------	-------

End Cantilever, Left Hand				
---------------------------	--	--	--	--

23 5/8"	1 1/16"	12 5/8"	9ECL	\$235
---------	---------	---------	-------------	-------

End Cantilever, Right Hand				
----------------------------	--	--	--	--

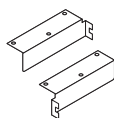
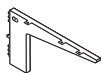
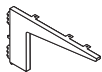
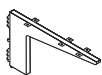
23 5/8"	1 1/16"	12 5/8"	9ECR	\$235
---------	---------	---------	-------------	-------

Pair of Side Support Brackets				
-------------------------------	--	--	--	--

1 3/4"	8 1/4"	2"	9SSB	\$ 43
--------	--------	----	-------------	-------

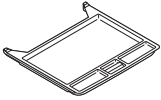
Pedestal Attachment Cable				
---------------------------	--	--	--	--

N.A.	N.A.	N.A.	PAB12 (pkg. of 1)	\$ 15
N.A.	N.A.	N.A.	PAB12M (pkg. of 25)	\$285



SIN 711.1

Plastic Center Drawer



Tip: For use on work-surfaces with a minimum 21½"W kneespace.

Standard Includes	Required to Specify
<ul style="list-style-type: none"> • Drawer: black textured plastic only • Slides: black plastic only 	Style number

Specification Information

• Style Number	• Price
ASHC1921X1	\$71

Pedestals

SIN 711.1

Tip: Pedestal can serve as a worksurface support.

Standard Includes	Required to Specify
<ul style="list-style-type: none"> • Pedestal with base: paint price group 1 • Structural filler: paint to match pedestal • Lock, keyed random: 9201 Polished Chrome • Removable drawer fronts with integral pulls: paint to match pedestal • Full drawer interiors: black only <ul style="list-style-type: none"> —One pencil tray per box/box/file pedestal, and box drawer dividers • Four adjustable leveling glides 	<ul style="list-style-type: none"> 1 Style number 2 Paint color number. 3 Options, if selected (see below) <ul style="list-style-type: none"> ▶ See <i>Surface Materials</i>, page 443.

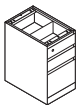
Tip: Filler ships separately from pedestal for field installation. Filler can be omitted if not needed for structural or aesthetic reasons.

Options	Price	Required to Specify
Surface Materials <ul style="list-style-type: none"> • Paint price group 1 • Paint price group 2 • Paint price group 3 	<ul style="list-style-type: none"> No cost +\$ 42 +\$ 71 	<ul style="list-style-type: none"> Specify paint color number. Specify paint color number. Specify paint color number.
Filler <ul style="list-style-type: none"> • Omit filler 	<ul style="list-style-type: none"> -\$ 31 	<ul style="list-style-type: none"> Specify <i>with no filler</i>.
Pulls <ul style="list-style-type: none"> • Full-width wood pull • Customiz stain on wood pull 	<ul style="list-style-type: none"> +\$234 No cost 	<ul style="list-style-type: none"> Specify <i>with wood pull</i> and indicate wood color number. Specify <i>with Customiz stain</i>.
Drawer Accessories <ul style="list-style-type: none"> • Two side-to-side hanging file rails per file drawer 	<ul style="list-style-type: none"> No cost 	<ul style="list-style-type: none"> Specify <i>with rails</i>.
Lock and Keying <ul style="list-style-type: none"> • Ember Chrome 	<ul style="list-style-type: none"> No cost 	<ul style="list-style-type: none"> Specify <i>with 9250 Ember Chrome lock</i>.
<ul style="list-style-type: none"> • File/file pedestals only 	<ul style="list-style-type: none"> +\$122 	<ul style="list-style-type: none"> Specify <i>with individual drawer lock</i>.
<ul style="list-style-type: none"> • Factory- and field-installed keying 		<ul style="list-style-type: none"> ▶ Page 460
Related Products <ul style="list-style-type: none"> • Storage brackets and storage accessories 		<ul style="list-style-type: none"> ▶ Page 429

Specification Information					
• Nominal • Depth	• Actual Dimensions			• Style • Number	• Base • Price
	• D	• W	• H		

Two Box and One File Drawer					
25"	22 ⁵ / ₈ "	15"	27"	9UBBF25L	\$781
30"	28 ⁵ / ₈ "	15"	27"	9UBBF30L	\$830

Two File Drawers					
25"	22 ⁵ / ₈ "	15"	27"	9UFF25L	\$785
30"	28 ⁵ / ₈ "	15"	27"	9UFF30L	\$835

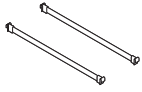


Storage Brackets and Storage Accessories

SIN 711.1

Rails

For Use in Pedestals Manufactured After February 22, 2004
For Use in Universal Towers and Universal Workstation Verticals



Tip: Two rails per drawer accommodate side-to-side filing of letter, A4-, and legal-size hanging folders. Exception: Legal-size file folders cannot be filed in 17½"D pedestals.

Standard Includes	Required to Specify
• Package of two or four rails: black only	Style number

Specification Information

Width	Style Number	Price
.....

For Use with Drawers

Package of Two		
Width	Style Number	Price
12"	RXADRL15	\$21
.....

Dividers

For Use with Pedestals, Towers, and Workstation Verticals

Standard Includes	Required to Specify
• Package of dividers: black only	Style number

Specification Information

Width	Quantity	Style Number	Price
.....

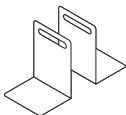
For Use in 6"H Drawers

15"	2	RDV1506	\$ 34
.....

For Use in 12"H Drawers

15"	2	RDV1512	\$ 37
15"	10	RDV151210	\$175
.....

Bookends



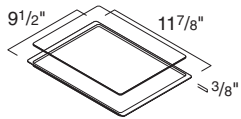
Standard Includes	Required to Specify
• Package of 2 or 20 bookends: 6695 Midnight only	Style number

Specification Information

Style Number	Quantity	Price
.....
KDIV02	2	\$ 26
KDIV20	20	\$250
.....

SIN 711.1

Reference Shelf



Standard Includes	Required to Specify
-------------------	---------------------

- Reference shelf: black only
- Insert: clear plastic only

Style number

Specification Information	
---------------------------	--

•Style Number	•Price
RPXDRS	\$43
.	.
.	.

Specifying Series 9000 Wiring and Cabling

► For more detailed product information, see the *Series 9000 Specification Guide* or consult your Steelcase dealer.

Worksurface and Storage Wiring and Cabling Components: What Works Where?

	Conventional	Options	Wood Selections
Grommet adapter plate	●		
Grommet receptacle	●		●
Cable and fiber reel	●	●	●
Termination plate	●	●	●
Cord reel	●	●	●
Cable storage tray	●	●	●
Wire guide clip	●	●	●
Power spheres and communication spheres		●	●
Clear-access end panel and service module duplex cable grommet	●		
Service module end panel receptacle	●		

Worksurface Wiring and Cabling

Grommet Adapter Plates (SIN 711.1)	432
Grommet Receptacles (SIN 711.1)	432
Cable and Fiber Reels (SIN 711.1)	432
Termination Plate (SIN 711.1)	433
Cord Reels (SIN 711.1)	433
Cable Storage Tray (SIN 711.1)	433
Wire Guide Clips (SIN 711.1)	434
Wire Clips (SIN 711.1)	434

Storage Wiring and Cabling

Service Module Receptacle (SIN 711.1)	435
Service Module Cable Manager (SIN 711.1)	435
Power and Data Strip with Cord and Slatwall Attachment Bracket (SIN 711.1)	435
Clear-Access End Panel and Service Module Duplex Cable Grommet (SIN 711.1)	436
Service Module End Panel Receptacle (field installed) (SIN 711.1)	436
Series 9000 Universal Systems Worksurface Wire Managers (SIN 711.1)	436
Power Spheres (SIN 711.1)	437
Power and Communication Spheres (SIN 711.1)	437
Communication Sphere (SIN 711.1)	438
Round Power and Communication Port (SIN 711.1)	438
Vertical Wire Managers (SIN 711.1)	439

Worksurface Wiring and Cabling

SIN 711.1

Grommet Adapter Plates

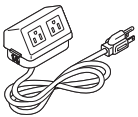


Standard Includes	Required to Specify
<ul style="list-style-type: none"> • Carton of six adapter plates: all paint price groups 	<ul style="list-style-type: none"> 1 Style number 2 Paint color number for adapter plates ▶ See <i>Surface Materials</i>, page 443.

Specification Information

Style Number	Price
98793E	\$46

Grommet Receptacles

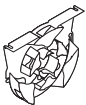


Standard Includes	Required to Specify
<ul style="list-style-type: none"> • Carton of three receptacles, each with 9' cord and three-prong plug: plastic 	<ul style="list-style-type: none"> 1 Style number 2 Plastic color number for grommet receptacles ▶ See <i>Surface Materials</i>, page 443.

Specification Information

Style Number	Price
98683WS	\$173

Cable and Fiber Reels



Standard Includes	Required to Specify
<ul style="list-style-type: none"> • Package of four reels: black plastic only 	<ul style="list-style-type: none"> Style number

Specification Information

Style Number	Price
98766	\$124

Termination Plate



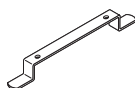
Standard Includes	Required to Specify
-------------------	---------------------

- | | |
|---|--------------|
| <ul style="list-style-type: none"> Termination plate: black paint only | Style number |
|---|--------------|

Specification Information				
---------------------------	--	--	--	--

• Dimensions			• Style	• Price
D	W	H	Number	
3/4"	7 1/8"	7 1/8"	98765	\$18
:	:	:	:	:

Cord Reels



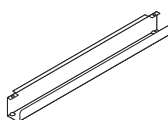
Standard Includes	Required to Specify
-------------------	---------------------

- | | |
|--|--------------|
| <ul style="list-style-type: none"> Carton of six cord reels: black paint only | Style number |
|--|--------------|

Specification Information	
---------------------------	--

• Style	• Price
Number	
98767	\$52
:	:

Cable Storage Tray



Standard Includes	Required to Specify
-------------------	---------------------

- | | |
|--|--------------|
| <ul style="list-style-type: none"> Cable storage tray: black paint only | Style number |
|--|--------------|

Specification Information				
---------------------------	--	--	--	--

• Dimensions			• Style	• Price
D	W	H	Number	
2"	24"	2 1/2"	98768	\$41
:	:	:	:	:

Series 9000

Worksurface Wiring and Cabling, continued

SIN 711.1

Wire Guide Clips



Tip: Recommended for painted metal surfaces only.

Standard Includes		Required to Specify
<ul style="list-style-type: none"> • Carton of 20 adhesive-backed wire guide clips: black plastic only 		Style number
Specification Information		
• Style Number	• Price	
32WCP	\$29	

Wire Clips



Standard Includes		Required to Specify
<ul style="list-style-type: none"> • Carton of six wire clips: black plastic only • Foam tape • Mounting screws 		Style number
Specification Information		
• Style Number	• Price	
999CHT	\$51	

Storage Wiring and Cabling

SIN 711.1

Service Module Receptacle



Standard Includes	Required to Specify
-------------------	---------------------

- | | |
|---|--|
| Standard Includes | Required to Specify |
| <ul style="list-style-type: none"> One service module receptacle with 9' cord and three-prong plug: black only Rail attachment hardware | <ul style="list-style-type: none"> Style number |

Specification Information	
---------------------------	--

Style Number	Price
RHKRECPT	\$94

Service Module Cable Manager

For Use with Service Module Packages



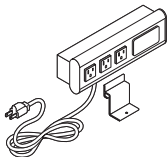
Standard Includes	Required to Specify
-------------------	---------------------

- | | |
|--|---|
| Standard Includes | Required to Specify |
| <ul style="list-style-type: none"> Package of two service module cable manager: paint | <ul style="list-style-type: none"> 1 Style number 2 Paint color number for cable manager ▶ See <i>Surface Materials</i>, page 443. |

Specification Information		
---------------------------	--	--

Height	Style Number	Price
16½"	9SMCM	\$40

Power and Data Strip with Cord and Slatwall Attachment Bracket



Standard Includes	Required to Specify
-------------------	---------------------

- | | |
|---|--|
| Standard Includes | Required to Specify |
| <ul style="list-style-type: none"> Power and data strip with cord: 8043 Clear Anodized Aluminum cover with black faceplate Slatwall attachment bracket: 4799 Platinum paint only | <ul style="list-style-type: none"> Style number |

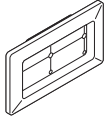
Specification Information			
---------------------------	--	--	--

Dimensions			Style Number	Price
D	W	H	Number	Price
2¼"	10¼"	3"	BPDSSWPL	\$217

Storage Wiring and Cabling, continued

SIN 711.1

Clear-Access End Panel and Service Module Duplex Cable Grommet



Standard Includes	Required to Specify
-------------------	---------------------

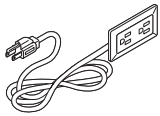
- | | |
|--|---|
| <ul style="list-style-type: none"> • Carton of five cable grommets: plastic | <ul style="list-style-type: none"> 1 Style number 2 Plastic color number ▶ See <i>Surface Materials</i>, page 443. |
|--|---|

Specification Information	
---------------------------	--

•Style Number	•Price
98863	\$24
⋮	⋮

Service Module End Panel Receptacle – field installed

For Use with Service Module End Panels Manufactured Before December 10, 2007



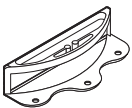
Standard Includes	Required to Specify
-------------------	---------------------

- | | |
|---|--|
| <ul style="list-style-type: none"> • End panel receptacle with 8' cord and three-prong plug: warm white plastic only | <ul style="list-style-type: none"> Style number |
|---|--|

Specification Information	
---------------------------	--

•Style Number	•Price
99493	\$101
⋮	⋮

Series 9000 Universal Systems Worksurface Wire Managers



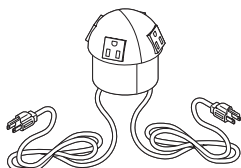
Standard Includes	Required to Specify
-------------------	---------------------

- | | |
|--|---|
| <ul style="list-style-type: none"> • Set of six field installed worksurface wire managers: plastic • Attachment hardware | <ul style="list-style-type: none"> 1 Style number 2 Plastic color number for worksurface wire manager: <ul style="list-style-type: none"> 6000 Black 6009 Arctic White 6052 Milk 6053 Seagull 6249 Platinum Solid 6654 Sand 6695 Midnight 6697 Fog |
|--|---|

Specification Information	
---------------------------	--

•Style Number	•Price
TS7WWM	\$129
⋮	⋮

Power Spheres



Tip: Sphere is field installed. Use 3"-diameter drill to cut mounting hole at desired location.

Standard Includes	Required to Specify
-------------------	---------------------

- Sphere with four simplex electrical outlets: black plastic
- Two 6' power cords (each rated at 15 amps), if selected: black plastic
- Two 6' Greenfield conduits (each rated at 15 amps), if selected: metal

Style number

Specification Information				
• Dimensions			• Style	• Price
D	W	H	Number	

• Dimensions			• Style	• Price
D	W	H	Number	

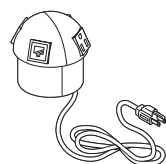
Four Electrical Outlets with Two 6' Power Cords

3 3/8"	3 3/8"	3"	PTDMGB1	\$237
--------	--------	----	----------------	-------

Four Electrical Outlets with Two 6' Greenfield Conduits for Hardwiring

3 3/8"	3 3/8"	3"	PTDMGB2	\$414
--------	--------	----	----------------	-------

Power and Communication Spheres



Tip: Sphere is field installed. Use 3"-diameter drill to cut mounting hole at desired location.

Tip: Face plates in sphere accommodates standard voice/data jacks. Order jacks by calling any of the manufacturers listed below:

- AMP Corporation
1.800.522.6752
- Leviton
1.800.722.2082
- Lucent
1.800.344.0223
- Krone
1.800.775.5766
- Punduit
1.800.777.3300

Standard Includes	Required to Specify
-------------------	---------------------

- Sphere with two simplex electrical outlets: black plastic
- Face plates to accommodate two customer-supplied voice/data jacks: black plastic
- 6' power cord with plug rated at 15 amps, if selected: black plastic
- 6' Greenfield conduit for hardwiring, if selected: metal

Style number

Specification Information				
• Dimensions			• Style	• Price
D	W	H	Number	

• Dimensions			• Style	• Price
D	W	H	Number	

Sphere with One 6' Power Cord

3 3/8"	3 3/8"	3"	PTDMGB3	\$237
--------	--------	----	----------------	-------

Sphere with One 6' Greenfield Conduit for Hardwiring

3 3/8"	3 3/8"	3"	PTDMGB4	\$340
--------	--------	----	----------------	-------

Storage Wiring and Cabling, continued

SIN 711.1

Communication Sphere



Tip: Sphere is field installed. Use 3"-diameter drill to cut mounting hole at desired location.

Tip: Order jacks by calling any of the manufacturers listed below:

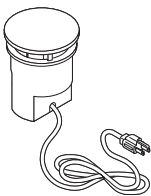
- AMP Corporation
1.800.522.6752
- Leviton
1.800.722.2082
- Lucent
1.800.344.0223
- Krone
1.800.775.5766
- Punduit
1.800.777.3300

Standard Includes	Required to Specify
<ul style="list-style-type: none"> • Sphere with face plates to accommodate four customer-supplied voice/data jacks: black plastic 	Style number

Specification Information

• Dimensions			• Style	• Price
D	W	H	Number	
3 3/8"	3 3/8"	3"	PTDMGB5	\$237

Round Power and Communication Port



Tip: Port is field installed. Use a 3 1/2"-diameter drill to cut mounting hole at desired location.

Tip: Order jacks by calling any of the manufacturers listed below:

- AMP Corporation
1.800.522.6752
- Leviton
1.800.722.2082
- Lucent
1.800.344.0223
- Krone
1.800.775.5766
- Punduit
1.800.777.3300

Standard Includes	Required to Specify
<ul style="list-style-type: none"> • Round unit with two electrical outlets: black plastic • 6' power cord with plug rated at 15 amps: black plastic • Adapters for two customer-supplied data couplers/jacks 	Style number

Specification Information

• Dimensions			• Style	• Price
D	W	H	Number	
4 1/4"	4 1/4"	4 5/16"	PTRSGB1	\$326

Vertical Wire Managers

SIN 711.1



*Tip: For most fabrics, fabric application is standard in the warp horizontal direction.
 ▶ See *Specification Guidelines for Vertical Fabric Applications*, page 452, for details on these exceptions. Warp vertical is available as an option.

Standard Includes	Required to Specify
<ul style="list-style-type: none"> Vertical wire manager, fabric direction with horizontal application*: all fabric price groups or plastic Cap for use when connecting with panel top cap, on applicable models: black plastic only 	<ul style="list-style-type: none"> 1 Style number 2 Color number for wire manager 3 Options, if selected (see below) ▶ See <i>Surface Materials</i>, page 443.

Options	Price	Required to Specify
Surface Materials <ul style="list-style-type: none"> Fabric direction on fabric-covered wire managers Vertical application 	No cost	Specify with vertical application.

Specification Information			
Height	With Cap	Style Number	Price

For Enhanced Panels

Fabric-Covered Wire Managers			
12"	Yes	9886242B	\$81
17 1/2"	No	9886265BB	\$73
22 1/4"	Yes	9886253B	\$82
34 1/4"	Yes	9886265B	\$83

Plastic Wire Manager			
48"	Yes	98862B	\$38

Series 9000

Surface Materials

► For more detailed product information, see the *Series 9000 Specification Guide* or consult your Steelcase dealer.

Surface Materials Overview	442
Surface Materials	443
Paint, Textured Paint, and Coating Color Availability Matrix	446
Laminate Color Availability Matrix	447
Directional Laminate Grain Directions	448
Plastic Color Availability Matrix	449
Vertical Surface Fabric Color Availability Matrix	450
Specification Guidelines for Vertical Fabric Applications	452
Color Coordination Matrices	454
Approved Fabrics that Meet DFAR 252.225-7012 Preference for Certain Domestic Commodities Used for Navy BPA	237

► See *Avenir Surface Materials*

Surface Materials Overview

Material	Applications			
	Panels	Worksurfaces	Storage	Accessories
Paint	<ul style="list-style-type: none"> • Top cap • Trims • Base cover • Brackets • Panel stabilizer foot • Power/cable poles 	<ul style="list-style-type: none"> • Cantilevers • Clear-access end panel and foot • Column support • Keyboard shelves and tray • End panel • End panel filler cap • Back panel • Worksurface support • Grommet adapter plate • Legs and table bases 	<ul style="list-style-type: none"> • Pedestals • Storage bins and shelves • Service module packages • Service module cable manager 	<ul style="list-style-type: none"> • Bookends • Wall channels • Metal center drawer • Reference shelf • Drawer partition • Horizontal brace
Laminate		<p>Conventional</p> <ul style="list-style-type: none"> • Worksurfaces <p>Options</p> <ul style="list-style-type: none"> • Worksurfaces <p>Universal</p> <ul style="list-style-type: none"> • Worksurfaces 	<p>Conventional</p> <ul style="list-style-type: none"> • Mobile pedestal tops 	
Wood	<p>Enhanced Panels</p> <ul style="list-style-type: none"> • Non-tackable surface • Top cap • Trim • Filler cover 	<p>Options</p> <ul style="list-style-type: none"> • Worksurfaces 	<p>Conventional</p> <ul style="list-style-type: none"> • Mobile pedestal tops • Pedestal wood pulls <p>Options</p> <ul style="list-style-type: none"> • Pedestal wood pulls 	
Plastic	<ul style="list-style-type: none"> • Hinges • Receptacles 	<ul style="list-style-type: none"> • Grommets • Filler strips • Worksurface edges 		
Metal	<ul style="list-style-type: none"> • Top cap • Panel trim • Base cover • End-of-run trim 	<p>Conventional</p> <ul style="list-style-type: none"> • End support trim • Column support • Locks • Cantilever trim 	<p>Conventional</p> <ul style="list-style-type: none"> • Locks <p>Options</p> <ul style="list-style-type: none"> • Locks 	
Glass	<ul style="list-style-type: none"> • Straight transparent-panel inserts 			
Vertical Surface Fabric	<ul style="list-style-type: none"> • Panel surface • Enhanced transparent panel frame • Corner and end-of-run fillers • Tackboards 		<ul style="list-style-type: none"> • Service module tackboard 	<ul style="list-style-type: none"> • Vertical wire manager

Surface Materials

This listing includes all the surface material choices that are available for the products in this specification guide.

Resources

For more information about surface materials, refer to the following resources:

Additional surface materials specification tools are available to assist you in the specification process—the Surface Materials Binders.

Surface Materials Binders

- Surface Materials Reference Manual
- A complete set of swatch cards for hard surfaces, vertical surface fabrics, and seating upholstery

Paint

Not every paint color is available on every painted component.

▶ Refer to the *Paint, Textured Paint, and Coating Color Availability Matrix* on page 446 before specifying.

Steelcase Surfaces

Price Group 1

Smooth Paint

4242 Milk

Textured Paint

7207 Black
7225 Sand
7236 Fog
7237 Slate
7238 Fieldstone
7239 Midnight
7241 Arctic White
7243 Seagull
7278 Dark Bronze

Price Group 2

Smooth Metallic Paint

4743 Mineral Metallic
4744 Pearl Metallic
4750 Champagne Metallic
4752 Steel Metallic
4788 Gold Dust Metallic
4798 Sterling Metallic
4799 Platinum Metallic
4803 Near Black Metallic

Textured Metallic Paint

7245 Carbon Metallic
7246 Midnight Metallic

Custom Surfaces

Price Group 3

PerfectMatch

PerfectMatch is a service that allows you to create your own paint color. Refer to the *Surface Materials Reference Manual* for more information about this program.

Laminate

Not every laminate is available on all worksurfaces.

▶ Refer to the *Laminate Color Availability Matrix* on page 447 before specifying.

Steelcase Surfaces

Fiber Laminate

2850 Vanadium Fiber
2851 Rhyme Fiber
2852 Tungsten Fiber
2854 Vellum Fiber
2859 Novell Fiber
2860 Granite Fiber
2861 Coconut Fiber
2862 Stucco Fiber

Micro Laminate

2920 Marl Micro
2921 Gypsum Micro
2922 Clay Micro
2923 Shadow Micro

Patina Laminate

2870 Blonde Bronze Patina
2871 Blackened Bronze Patina
2873 Instant Iron Patina

Solid Laminate

2722 Cream
2730 Arctic White
2746 Black
2759 Warm White
2811 Mist
2883 Seagull
2884 Milk
2885 Dune
2HMG Merle

Speckle Laminate

2820 Coffee Speckle
2822 Woodrose Speckle
2823 Driftwood Speckle
2824 Smoke Speckle
2825 Vanadium Speckle

Note: Some wood veneer finishes and woodgrain laminates share the same name. Because of the difference in materials, veneers and laminates of the same name are not an exact match but do coordinate with each other.

Woodgrain Laminate

2406 Clear Cherry
2409 Clear Maple
2410 Graphite Walnut
2412 Natural Cherry
2422 Medium Cherry
2511 Winter on Maple
2538 Clear Walnut
2539 Warm Oak
2592 Blonde on Maple
2714 Natural Walnut
2772 Medium Mahogany on Walnut
2HAK Clear Oak
2HAN Ash Noce
2HAT Acacia
2HAW Ash Wenge
2HBN Bisque Noce
2HBW Bisque Wenge
2HCN Clay Noce
2HCW Clay Wenge
2HSN Storm Noce
2HSW Storm Wenge

Turnstone Laminate Collection

A selection of laminates and edge bands in this collection are available on Steelcase brand products. This collection is available with standard leadtimes and supported like standard laminates to help make ordering easy. Please see the Turnstone section of village.steelcase.com for swatching information.

2535 Virginia Walnut
2536 Blackwood
2612 Marbled Maple
2614 Chocolate Walnut
2615 Marbled Cherry

Custom Surfaces

Open Line Laminate (OLL)

This service allows you to order special laminates at an additional processing fee of \$65 per worksurface plus the cost of the laminate.

Edge color for custom laminate orders must be determined by the dealer and customer before orders can be entered.

Tip: Standard laminates being used in the Open Line Laminate Program to obtain a different edge detail will be charged the Open Line Laminate upcharge; however, no additional charges for the laminate will be applied.

Laminate Approval and Material Requirements

To confirm whether a particular laminate has already been tested for use on a specific Steelcase product, or to determine material square foot requirements:

- Visit www.steelcase.com

For additional information, refer to the *Steelcase Surface Materials Reference Manual*.

Surface Materials, continued

Wood

Steelcase carefully selects veneer and solid wood for consistent color and grain structure. Wood is a natural material and variations will occur in color, grain and texture. These variations are part of the inherent natural beauty of wood and are not considered defects.

All wood products will darken with age and exposure to ultraviolet light. This is especially apparent with cherry and maple veneer. We recommend that desk accessories be rearranged periodically to ensure even aging of wood surfaces.

When storing your wood furniture, please follow the following guidelines:

- Do not store products in trailers
- Store products in areas that simulate office temperatures (60°F to 90°F)
- Store products in areas that maintain constant, office-like humidity levels
- Keep product away from light. Cover products to make sure they are not exposed to light.

Steelcase Surfaces**Veneer**

Veneers are matched for proper balance and consistency. Veneers are available flat cut or quarter cut, except for Oak, which is rift cut. Refer to the *Surface Materials Reference Manual* for descriptions of each cut.

Open-pore finish is a medium gloss finish that leaves the wood grain texture visible to the eye and distinguishable to the touch.

Flat-cut open-pore finish choices

3062	FC/OP Graphite Walnut
3402	FC/OP Clear Cherry (Aged)
3412	FC/OP Natural Cherry
3422	FC/OP Medium Cherry
3522	FC/OP Clear Maple*
3572	FC/OP Amber on Maple
3592	FC/OP Blonde on Maple
3702	FC/OP Clear Walnut
3712	FC/OP Natural Walnut
3722	FC/OP Dark Mahogany on Walnut
3752	FC/OP Medium Walnut
3762	FC/OP Dark Walnut
3772	FC/OP Medium Mahogany on Walnut

Quarter-cut open-pore finish choices

3222	QC/OP Clear Maple*
3272	QC/OP Amber on Maple
3292	QC/OP Blonde on Maple
3302	QC/OP Clear Walnut
3312	QC/OP Natural Walnut
3322	QC/OP Dark Mahogany on Walnut
3352	QC/OP Medium Walnut
3362	QC/OP Dark Walnut
3372	QC/OP Medium Mahogany on Walnut
3382	QC/OP Graphite Walnut

Rift-cut open-pore finish choices

3602	RC/OP Desert Oak
3612	RC/OP Warm Oak
3692	RC/OP Espresso Oak

Applies to:

- Universal worksurfaces

Full-fill finish is a medium-gloss finish that completely fills the grain texture, yet allows the grain pattern to be seen. The wood has a lustrous, satiny look, and it is smooth to the touch. This finish is available on the wood worksurface or top only.

Flat-cut full-fill finish choices

3064	FC/FF Graphite Walnut
3404	FC/FF Clear Cherry (Aged)
3414	FC/FF Natural Cherry
3424	FC/FF Medium Cherry
3524	FC/FF Clear Maple*
3544	FC/FF Blonde on Maple
3574	FC/FF Amber on Maple
3704	FC/FF Clear Walnut
3714	FC/FF Natural Walnut
3724	FC/FF Dark Mahogany on Walnut
3754	FC/FF Medium Walnut
3764	FC/FF Dark Walnut
3774	FC/FF Medium Mahogany on Walnut

Quarter-cut full-fill finish choices

3224	QC/FF Clear Maple*
3274	QC/FF Amber on Maple
3294	QC/FF Blonde on Maple
3304	QC/FF Clear Walnut
3314	QC/FF Natural Walnut
3324	QC/FF Dark Mahogany on Walnut
3354	QC/FF Medium Walnut
3364	QC/FF Dark Walnut
3374	QC/FF Medium Mahogany on Walnut
3384	QC/FF Graphite Walnut

Rift-cut full-fill finish choices

3604	RC/FF Desert Oak
3614	RC/FF Warm Oak
3694	RC/FF Espresso Oak

**To ensure an understanding of the color ranges and characteristic variations of natural veneer, a sign-off sheet is required prior to orders being accepted for this clear-coat finish. The sign-off sheet is available through Steelcase advertising stock. Form number 05-0001370.*

Custom Surfaces

Customiz stain is a service that allows you to create your own stain colors and finishes on standard veneer. Customiz stain color is available on all product lines that offer wood veneer.

A \$500 stain-matching fee applies on CUSTOMIZ requests (Exception: The \$500 fee does not apply on matches to Coalesse standard finishes or for a low-gloss finish request on a standard color). The \$500 fee covers the cost of formulating the Customiz color finish and applies regardless of whether or not an order for product is placed.

In addition, an approval form must be signed to indicate customer acceptance of Customiz match. A \$1,500 initiation fee will be charged prior to first order entry. This initiation fee activates the finish for unlimited use on any Steelcase product for an 18 month time period. After the 18 month time period has lapsed, the Customiz finish may be reactivated for another 18 months for a \$1,000 fee at any point within five years after the \$1,500 initiation fee was paid. If the finish is not reactivated within five years after the \$1,500 initiation fee was paid, the finish will be culled and the customer will need to pay the \$1,500 initiation fee again. All style number related Customiz charges products are no cost as of April 2014. The matching and initiation fees are not discountable.

Customiz stain takes 10 days to formulate. Consult the *Surface Materials Reference Manual* for more information. Custom veneers are also available and must be quoted by Steelcase specials group. Customiz stain on custom veneers takes 2 to 4 weeks to formulate.

Requirements and information on ordering a Customiz stain color are found in the *Surface Materials Reference Manual*.

Plastic

Plastic products may not be available in all colors listed below.

► Refer to page 449 for an overview of the plastic colors that are available for each component.

Steelcase Surfaces

6000	Black
6001	Coffee
6009	Arctic White
6052	Milk
6053	Seagull
6055	Carbon Metallic
6056	Midnight Metallic
6094	Mineral Metallic
6213	Acacia
6249	Platinum Solid
6607	Woodrose
6608	Driftwood
6609	Smoke
6612	Grey V2
6615	Grey V5
6617	Warm Brown V2
6623	Metallic
6631	Cream
6635	Dawn
6636	Mist
6651	Tungsten
6652	Titanium
6653	Solar Black
6654	Sand
6655	Warm White
6681	Grotto
6695	Midnight
6697	Fog

Note: Light color plastic edges are susceptible to degradation due to normal wear and tear. Staining (e.g., ball point pen or clothing dyes such as blue jeans) and dirt effects are more pronounced in light colors and are not considered defects.

Applies to:

- 3 mm and 1 mm edge profile on Series 9000 Universal Systems worksurfaces

- 6000 Black*
- 6001 Coffee*
- 6009 Arctic White*
- 6034 Natural Cherry
- 6036 Medium Cherry
- 6037 Winter on Maple
- 6038 Blonde on Maple
- 6041 Natural Walnut
- 6045 Medium Mahogany on Walnut
- 6052 Milk*
- 6053 Seagull*
- 6213 Acacia
- 6219 Clear Oak
- 6231 Graphite Walnut*
- 6234 Clear Cherry*
- 6237 Clear Maple*
- 6242 Virginia Walnut*
- 6243 Blackwood*
- 6245 Clear Walnut*
- 6246 Warm Oak*
- 6249 Platinum Solid*
- 6527 Merle
- 6615 Grey V5*
- 6619 Ice*
- 6631 Cream*
- 6635 Dawn*
- 6636 Mist*
- 6654 Sand*
- 6655 Warm White*
- 6676 Marbled Maple
- 6677 Chocolate Walnut
- 6678 Marbled Cherry
- 6694 Slate*
- 6695 Midnight*
- 6697 Fog*
- 6698 Fieldstone*
- 6703 Ash Wenge
- 6704 Storm Wenge
- 6705 Bisque Wenge
- 6706 Clay Wenge
- 6707 Ash Noce
- 6708 Bisque Noce
- 6709 Clay Noce
- 6710 Storm Noce

*These solid color and woodgrain edge colors are a polyolefin blend, PVC-free material for 3 mm and 1 mm edge bandings.

Accessory Paint

Steelcase Surfaces

- 4140 Arctic White Gloss
- 4144 Black Gloss

Metal

Steelcase Surfaces

- 8043 Clear Anodized Aluminum
- 9201 Polished Chrome
- 9212 Silver (available on pedestal and vertical cabinet pulls only)
- 9250 Ember Chrome (available for locks only)

Glass

Steelcase Surfaces

- 6500 Clear

Vertical Surface Fabric

▶ See page 450 for specific vertical surface availability.

Steelcase Surfaces

Price Group 1

- Abacus
- Alloy
- Boccie
- Buzz2
- Charm
- Embrasure
- Optic
- Pianista
- Rhythm
- Tinsel

Price Group 2

- Amiranté
- Ashanti Reverse
- Bariolage
- Bouquet
- Cogent: Geode Seating
- Cogent: Geode Vertical
- Flip: Orbit
- Flip: Plain Jane
- Flip: TexHex
- Fresco
- Latch
- Milano
- Regatta

Price Group 3

- Billiard Multi-Use by Designtex

▶ See *Surface Materials Reference Manual* for a listing of available fabric colors.

Select Surfaces

For information on products within **Select Surfaces**, including accent paints and fabrics from Designtex and Pollack, please refer to the *Surface Materials Reference Manual* or visit Steelcase.com/selectsurfaces.

Custom Surfaces

Price Group COM (Customer's Own Material)

Fabric Approval and Yardage

To confirm whether a particular COM material has already been tested for use on a specific Steelcase product or to determine actual yardage requirements:

- Visit www.steelcase.com

For additional information regarding Customer's Own Material, call

1.888.STEELCASE, or send an email to lineone@steelcase.com.

Seating

▶ See *Surface Materials Reference Manual* for a listing of available seating upholstery colors.

- Available on mobile pedestal cushion top only.

Steelcase Surfaces

Price Group 1

- Buzz2
- Jacks
- Link
- Playground

Price Group 2

- Chainmail
- Cogent: Connect
- Cogent: Geode Seating
- Cogent: Geode Vertical
- Cogent: Trails
- Crosswalk
- Nitelights
- Seating Vinyl
- Spyder
- Stand In
- Zoe2

Price Group 3

- Billiard Multi-Use by Designtex
- Gaja – C2C
- Hampstead
- Imperma
- Redeem
- Retrieve
- Texel

Price Group 5

- Bo Peep
- Remix

Price Group 6

- Brisa

Price Group 7

- Steelcut Trio

Leather

- Steelcase Leather

Elmosoft Leather

- Elmosoft Leather

Select Surfaces

For information on products within **Select Surfaces**, including accent paints and fabrics from Designtex and Pollack, please refer to the *Surface Materials Reference Manual* or visit Steelcase.com/selectsurfaces.

Custom Surfaces

Price Group COM (Customer's Own Material)

Fabric Approval and Yardage

To confirm whether a particular COM material has already been tested for use on a specific Steelcase product or to determine actual yardage requirements:

- Visit www.steelcase.com

For additional information regarding Customer's Own Material, call

1.888.STEELCASE, or send an email to lineone@steelcase.com.

Paint, Textured Paint, and Coating Color Availability Matrix

Paint, Textured Paint, and Coating Color Availability Matrix

	Paint Price Group 1 (smooth)	Paint Price Group 1 (textured)							Paint Price Group 2 (metallic)							Paint Price Group 3					
	4242 Milk	7207 Black	7225 Sand	7236 Fog	7237 Slate	7238 Fieldstone	7239 Midnight	7241 Arctic White	7243 Seagull	7278 Dark Bronze	4743 Mineral Metallic	4744 Pearl Metallic	4750 Champagne Metallic	4752 Steel Metallic	4788 Gold Dust Metallic	4798 Sterling Metallic	4799 Platinum Metallic	4803 Near Black Metallic	7245 Carbon Metallic	7246 Midnight Metallic	PerfectMatch
Enhanced Panels																					
Top cap	■	■	■	■	■	■	■	■	■	■	■	■	■	■	■	■	■	■	■	■	■
Trims	■	■	■	■	■	■	■	■	■	■	■	■	■	■	■	■	■	■	■	■	■
Base cover	■	■	■	■	■	■	■	■	■	■	■	■	■	■	■	■	■	■	■	■	■
Brackets	■	■	■	■	■	■	■	■	■	■	■	■	■	■	■	■	■	■	■	■	■
Power/cable poles	■	■	■	■	■	■	■	■	■	■	■	■	■	■	■	■	■	■	■	■	■
Corner filler/Cable posts	■	■	■	■	■	■	■	■	■	■	■	■	■	■	■	■	■	■	■	■	■
Conventional Products																					
Cantilevers	■	■	■	■	■	■	■	■	■	■	■	■	■	■	■	■	■	■	■	■	■
Clear access end panels	■	■	■	■	■	■	■	■	■	■	■	■	■	■	■	■	■	■	■	■	■
End panels	■	■	■	■	■	■	■	■	■	■	■	■	■	■	■	■	■	■	■	■	■
Back panels	■	■	■	■	■	■	■	■	■	■	■	■	■	■	■	■	■	■	■	■	■
Column support	■	■	■	■	■	■	■	■	■	■	■	■	■	■	■	■	■	■	■	■	■
Grommet adapter plate	■	■	■	■	■	■	■	■	■	■	■	■	■	■	■	■	■	■	■	■	■
Pedestals	■	■	■	■	■	■	■	■	■	■	■	■	■	■	■	■	■	■	■	■	■
Overhead storage bins and shelves	■	■	■	■	■	■	■	■	■	■	■	■	■	■	■	■	■	■	■	■	■
Service module package	■	■	■	■	■	■	■	■	■	■	■	■	■	■	■	■	■	■	■	■	■
Shelf side support bracket	■	■	■	■	■	■	■	■	■	■	■	■	■	■	■	■	■	■	■	■	■
Options																					
Cantilevers	■	■	■	■	■	■	■	■	■	■	■	■	■	■	■	■	■	■	■	■	■
End panels	■	■	■	■	■	■	■	■	■	■	■	■	■	■	■	■	■	■	■	■	■
Worksurface center support	■	■	■	■	■	■	■	■	■	■	■	■	■	■	■	■	■	■	■	■	•
Column support	■	■	■	■	■	■	■	■	■	■	■	■	■	■	■	■	■	■	■	■	■
Pedestals	■	■	■	■	■	■	■	■	■	■	■	■	■	■	■	■	■	■	■	■	■
Accessory Products Including Paper Storage																					
Metal center drawer	■	■	■	■	■	■	■	■	■	■	■	■	■	■	■	■	■	■	■	■	■
Wall channels	■	■	■	■	■	■	■	■	■	■	■	■	■	■	■	■	■	■	■	■	■
Horizontal brace	■	■	■	■	■	■	■	■	■	■	■	■	■	■	■	■	■	■	■	■	■
Universal Worksurfaces																					
Cantilever, center support panel, post legs, and adjustable column	■	■	■	■	■	■	■	■	■	■	■	■	■	■	■	■	■	■	■	■	■
Adjustable-height legs	•	■	■	•	•	■	•	•	■	•	•	■	•	■	■	□	•	•	■	■	•

Legend

- = Not available
- = Available
- = Available with exceptions
- ▶ = See specification pages for details.

Laminate Color Availability Matrix

	Conventional	Options	Pedestal Tops	Series 9000 Universal
Fiber				
2850 Vanadium Fiber	■	■	■	■
2851 Rhyme Fiber	■	■	■	■
2852 Tungsten Fiber	■	■	■	■
2854 Vellum Fiber	■	■	■	■
2859 Novell Fiber	■	■	■	■
2860 Granite Fiber	■	■	■	■
2861 Coconut Fiber	■	■	■	■
2862 Stucco Fiber	■	■	■	■
Micro				
2920 Marl Micro	■	■	■	■
2921 Gypsum Micro	■	■	■	■
2922 Clay Micro	■	■	■	■
2923 Shadow Micro	■	■	■	■
Patina				
2870 Blonde Bronze Patina	■	■	■	■
2871 Blackened Bronze Patina	■	■	■	■
2873 Instant Iron Patina	■	■	■	■
Solid				
2722 Cream	■	■	■	■
2730 Arctic White	■	■	■	■
2746 Black	■	■	■	■
2759 Warm White	■	■	■	■
2811 Mist	■	■	■	■
2883 Seagull	■	■	■	■
2884 Milk	■	■	■	■
2885 Dune	■	■	■	■
2HMG Merle	■	■	■	■
Speckle				
2820 Coffee Speckle	■	■	■	■
2822 Woodrose Speckle	■	■	■	■
2823 Driftwood Speckle	■	■	■	■
2824 Smoke Speckle	■	■	■	■
2825 Vanadium Speckle	■	■	■	■

Legend

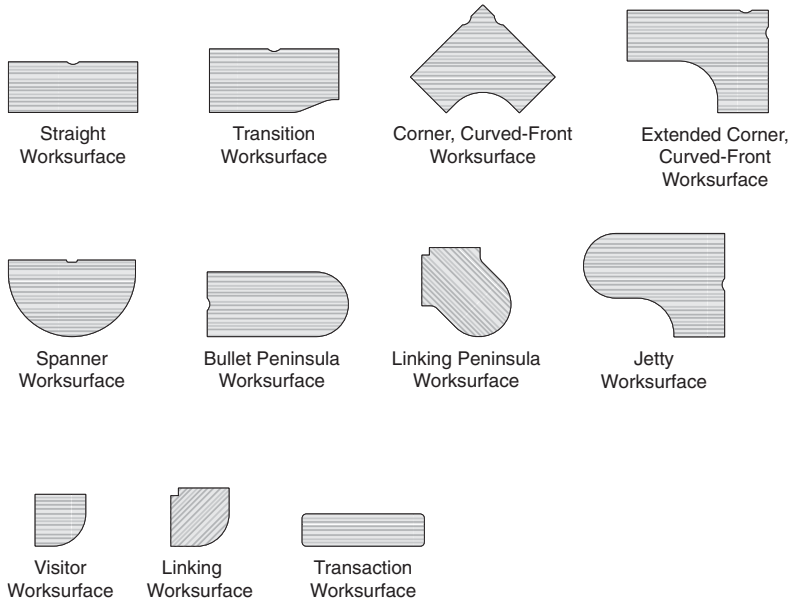
- = Not available
- = Available
- = Available with exceptions
- ▶ See specification pages for details.

	Conventional	Options	Pedestal Tops	Series 9000 Universal
Woodgrain				
2406 Clear Cherry	■	■	■	■
2409 Clear Maple	■	■	■	■
2410 Graphite Walnut	■	■	■	■
2412 Natural Cherry	■	■	■	■
2422 Medium Cherry	■	■	■	■
2511 Winter on Maple	■	■	■	■
2538 Clear Walnut	■	■	■	■
2539 Warm Oak	■	■	■	■
2592 Blonde on Maple	■	■	■	■
2714 Natural Walnut	■	■	■	■
2772 Medium Mahogany on Walnut	■	■	■	■
2HAK Clear Oak	■	■	■	■
2HAN Ash Noce	■	■	■	■
2HAT Acacia	■	■	■	■
2HAW Ash Wenge	■	■	■	■
2HBN Bisque Noce	■	■	■	■
2HBW Bisque Wenge	■	■	■	■
2HCN Clay Noce	■	■	■	■
2HCW Clay Wenge	■	■	■	■
2HSN Storm Noce	■	■	■	■
2HSW Storm Wenge	■	■	■	■
Turnstone Laminate Collection				
2535 Virginia Walnut	•	•	•	■
2536 Blackwood	•	•	•	■
2612 Marbled Maple	•	•	•	■
2614 Chocolate Walnut	•	•	•	■
2615 Marbled Cherry	•	•	•	■

Directional Laminate Grain Directions

Directional laminates are standard with the grain directions shown.

Series 9000 Universal Systems Worksurfaces—High-Pressure Laminate



Plastic Color Availability Matrix

9000 Plastic Color Availability Matrix

Not every plastic component is available on every plastic color. The matrix below provides an overview of which plastic colors can be specified for many Series 9000 plastic component. Those components not shown are available in default colors only.

▶ See page 457 for Series 9000 Universal Worksurface edge profile color availability.

6000 Black	6001 Coffee	6009 Arctic White	6052 Milk	6053 Seagull	6249 Platinum Solid	6612 Grey Value 2	6615 Grey Value 5	6623 Metallic	6631 Cream	6635 Dawn	6636 Mist	6654 Sand	6655 Warm White	6695 Midnight	6697 Fog
------------	-------------	-------------------	-----------	--------------	---------------------	-------------------	-------------------	---------------	------------	-----------	-----------	-----------	-----------------	---------------	----------

Enhanced Panels

Hinges	■	•	■	•	•	■	•	•	■	•	•	•	■	•	•	•
Receptacles and corner cable cover	■	•	■	•	•	■	•	•	•	•	•	■	•	•	•	•

Conventional Worksurfaces, Storage and Related Products

Grommets	■	•	■	■	•	■	•	•	•	•	•	■	•	■	•
Filler strips for returns, radius-end table return, bridge	■	■	■	■	■	■	■	•	■	■	■	■	■	■	■
Modular worksurface package reveal strips	■	•	■	■	•	■	•	•	•	•	•	■	•	■	•
Clear-access end panel duplex cable grommet	■	•	■	•	•	■	•	•	•	•	•	■	•	•	•

Lighting

Vertical wire managers	■	•	■	•	•	■	•	•	•	•	•	■	•	■	•
------------------------	---	---	---	---	---	---	---	---	---	---	---	---	---	---	---

9000 Worksurface Edge Color Availability Matrix

6000 Black	6001 Coffee	6009 Arctic White	6052 Milk	6053 Seagull	6249 Platinum Solid	6612 Grey Value 2	6615 Grey Value 5	6631 Cream	6635 Dawn	6636 Mist	6654 Sand	6655 Warm White	6695 Midnight	6697 Fog
------------	-------------	-------------------	-----------	--------------	---------------------	-------------------	-------------------	------------	-----------	-----------	-----------	-----------------	---------------	----------

Conventional Worksurfaces, Storage and Related Products

Grommets	■	■	■	■	■	■	•	•	•	•	■	■	■	■
Corner worksurface packages front edge	■	■	■	■	■	■	■	■	■	■	■	■	■	■
Radius-end worksurface edge	■	■	■	■	■	■	■	■	■	■	■	■	■	■
Transaction worksurface edge	■	■	■	■	■	■	■	■	■	■	■	■	■	■
Freestanding corner worksurface back edge	■	■	■	■	■	■	■	■	■	■	■	■	■	■

Options Worksurfaces

Options worksurface front edge	■	■	■	■	■	■	■	■	■	■	■	■	■	■
--------------------------------	---	---	---	---	---	---	---	---	---	---	---	---	---	---

Legend

- = Not available
- = Available
- = Available with exceptions
- ▶ See specification pages for details.

Vertical Surface Fabric Color Availability Matrix

	Enhanced Panels		
	Panels	Panel stackers	Filler packages
Fabric Price Group 1			
Abacus	■	■	■
Alloy	■	■	■
Billiard Multi-Use by Designtex	■	■	■
Boccie	■	■	■
Buzz2	■	■	■
Charm	•	•	•
Embrasure	■	■	■
Optic	■	■	■
Pianista	•	•	•
Rhythm	□	□	□
Tinsel	■	■	■
Fabric Price Group 2			
Amirante	■	■	■
Ashanti Reverse	■	■	■
Bariolage	■	■	■
Bouquet	■	■	■
Cogent: Geode Seating	•	•	•
Cogent: Geode Vertical	•	•	•
Flip: Orbit	□	□	□
Flip: Plain Jane	■	■	■
Flip: TexHex	□	□	□
Fresco	■	■	■
Latch	■	■	■
Milano	■	■	■
Regatta	■	■	■
Fabric Price Group COM			
COM	■	■	■

Legend

- = Not available
- = Available
- = Available with exceptions
- ▶ See specification pages for details.

Specification Guidelines for Vertical Fabric Applications

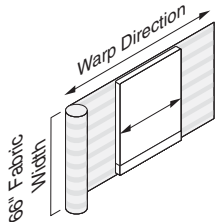
What is the issue?

Some textiles are simple and look the same regardless of how you apply them to a product. Many other fabrics are patterned, textured, or have luster that will have a distinctly different appearance if applied in different directions on chairs or panels. Because of these differences, and the fact that there are limits to how some fabrics can be applied to Steelcase products, it is important to understand fabric application direction standards at Steelcase in order to avoid being disappointed.

Talking about direction

Fabrics come on rolls. The long yarns that run down the length of the roll are called the "warp" yarns. These yarns are used to define the direction you are viewing the fabric as it is applied to a panel or chair. Fabric directionality is determined by how the fabric comes off the roll. It is NOT determined by the way the pattern looks on the product (i.e., horizontal stripes do not mean the fabric was applied warp horizontal—it could have been applied warp vertical).

Warp Horizontal

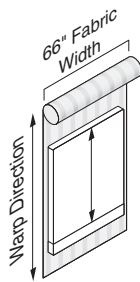


Warp horizontal

application is the standard application direction for most Steelcase fabrics on Steelcase panel and seating products. Horizontal application means that as you view the panel or chair in its upright position, the warp yarns of the fabric are running in the horizontal direction.

► See *Fabric Application Direction for Systems, Casegoods, and Architecture* matrix in the *Surface Materials Reference Manual* for details on these exceptions.

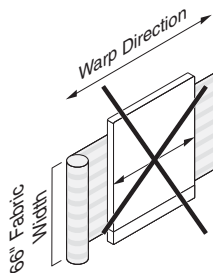
Warp Vertical



Warp vertical application is the standard application direction for any panels taller than 68"H and a few other exceptions. Vertical application means that as you view the panel or chair in its upright position, the warp yarns are running in the vertical direction.

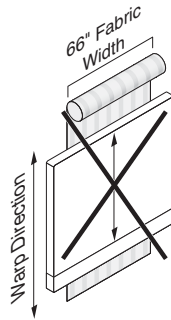
► See *Fabric Application Direction for Systems, Casegoods, and Architecture* matrix in the *Surface Materials Reference Manual* for details on these exceptions.

Warp Horizontal



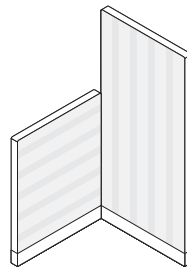
Fabric on panels taller than 68"H cannot be applied warp horizontal because the height of the product is greater than the width of the fabric.

Warp Vertical



Fabric on panels wider than 68"W cannot be applied warp vertical because the width of the product is greater than the width of the fabric.

Steelcase is not responsible for charges associated with replacement or re upholstery of products due to incorrect specifications.



The combination of tall panels (75"H with warp vertical) with short panels (65"H or less with warp horizontal) will result in the fabric patterns running in opposite directions.

To remedy this situation, the following options are available:

- Use non-directional fabric. Only a small selection of fabrics are non-directional.
- Use fabrics that have standard warp vertical application direction.
- Specify warp vertical application on fabrics that are standard warp horizontal.

Tip: If you require warp vertical and it is not the standard, you must specify the warp vertical option on every line in the order.

Application Topics

Exception: Fabric warp direction cannot be altered from standard on tackboards.

Surface Materials

Representatives are available to answer your questions and to provide clarification. They can also help with situations where you are using fabrics under 66"W. Call 616.246.9822.

Price

No additional cost to specify warp direction.

How to Specify

You must specify warp direction when you need to depart from the standard. Series 9000 panels allow this option to be selected electronically. On non-electronic orders for all 9000 panels, add a written specification to each panel to indicate non-standard warp directions.

For example:
9TT5345P3
53"H x 45"W tackable acoustical panels.
Side 1: fabric G220 (Bariolage Etude) with warp vertical.
Side 2: fabric G221 (Antante Bariolage) with warp vertical.

Standard Warp Directions for Series 9000

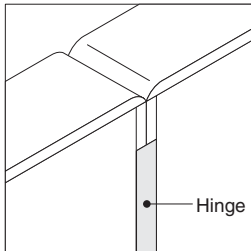
Fabric	Fabric Direction	Panel Stackers	Panel Height					Storage	Tackboards
			34½"H	42"H	53"H	61"H	65"H		
Abacus	D	H	H	H	H	H	H	H	H
Alloy	D	H	H	H	H	H	H	H	H
Amiranté	D	V	V	V	V	V	V	V	H
Ashanti Reverse	D	V	V	V	V	V	V	V	H
Bariolage	D	H	H	H	H	H	H	H	H
Billiard Multi-Use by Designtex	D	H	H	H	H	•	•	H	H
Boccie	D	H	H	H	H	H	H	H	H
Bouquet	D	H	H	H	H	H	H	H	H
Buzz2	D	H	H	H	H	•	•	H	H
Charm	D	H	H	H	H	H	H	H	H
Cogent: Geode Seating	D	H	H	H	H	•	•	H	•
Cogent: Geode Vertical	D	H	H	H	H	H	H	H	•
Embrasure	D	H	H	H	H	H	H	H	H
Flip: Orbit	D	HO	HO	HO	HO	HO	HO	HO	HO
Flip: Plain Jane	D	H	H	H	H	H	H	H	H
Flip: TexHex	D	HO	HO	HO	HO	HO	HO	HO	HO
Fresco	D	H	H	H	H	H	H	H	H
Latch	D	H	H	H	H	H	H	H	H
Milano	D	H	H	H	H	H	H	H	H
Optic	D	H	H	H	H	H	H	H	H
Pianista	D	HO	HO	HO	HO	HO	HO	HO	HO
Regatta	ND	H	H	H	H	H	H	H	H
Rhythm-C9000	D	H	•	H	H	H	H	H	H
Rhythm-E9000	D	V	V	V	V	V	V	V	V
Tinsel	D	H	H	H	H	H	H	H	H

D = Directional ND = Non-directional
H = Warp horizontal HO = Horizontal only
V = Warp vertical • = Not Available

Color Coordination Matrices

Enhanced Panels

Panel hinge colors are colors that you can specify to coordinate or contrast with the paint color that you select for the panel.



Enhanced Panels

Paint Color	Suggested Color of Hinge
Price Group 1	
Smooth Paint	
4242 Milk	6623 Metallic
Textured Paint	
7207 Black	6000 Black
7225 Sand	6623 Metallic
7236 Fog	6623 Metallic
7237 Slate	6623 Metallic
7238 Fieldstone	6623 Metallic
7239 Midnight	6000 Black
7241 Arctic White	6009 Arctic White
7243 Seagull	6623 Metallic
Price Group 2	
Smooth Metallic Paint	
4743 Mineral Metallic	6623 Metallic
4744 Pearl Metallic	6623 Metallic
4750 Champagne Metallic	6623 Metallic
4752 Steel Metallic	6623 Metallic
4788 Gold Dust Metallic	6623 Metallic
4798 Sterling Metallic	6623 Metallic
4799 Platinum Metallic	6623 Metallic
Textured Metallic Paint	
7245 Carbon Metallic	6623 Metallic
7246 Midnight Metallic	6623 Metallic

Conventional Worksurfaces

Plastic edge color for some worksurfaces is a color that you can specify to coordinate or contrast with the laminate color that you select for the worksurface. You must select a plastic edge color. The table at right gives suggested colors.

Laminate Color	Suggested Color of Plastic Edge (T-mold)
Fiber	
2850 Vanadium Fiber	6654 Sand
2851 Rhyme Fiber	6631 Cream
2852 Tungsten Fiber	6636 Mist
2854 Vellum Fiber	6655 Warm White
2859 Novell Fiber	6001 Coffee
2860 Granite Fiber	6000 Black
2861 Coconut Fiber	6654 Sand
2862 Stucco Fiber	6053 Seagull
Micro	
2920 Marl Micro	6053 Seagull
2921 Gypsum Micro	6654 Sand
2922 Clay Micro	6654 Sand
2923 Shadow Micro	6249 Platinum Solid
Patina	
2870 Blonde Bronze Patina	6654 Sand
2871 Blackened Bronze Patina	6615 Grey Value 5
2873 Instant Iron Patina	6615 Grey Value 5
Solid	
2722 Cream	6631 Cream
2730 Arctic White	6697 Fog
2746 Black	6000 Black
2759 Warm White	6655 Warm White
2811 Mist	6636 Mist
2883 Seagull	6053 Seagull
2884 Milk	6052 Milk
2885 Dune	6654 Sand
2HMG Merle	6527 Merle
Speckle	
2820 Coffee Speckle	6631 Cream
2822 Woodrose Speckle	6635 Dawn
2823 Driftwood Speckle	6631 Cream
2824 Smoke Speckle	6636 Mist
2825 Vanadium Speckle	6612 Grey Value 2
Woodgrain	
2406 Clear Cherry	6001 Coffee
2409 Clear Maple	6655 Warm White
2410 Graphite Walnut	6000 Black
2412 Natural Cherry	6001 Coffee
2422 Medium Cherry	6001 Coffee
2511 Winter on Maple	6655 Warm White
2538 Clear Walnut	6000 Black
2539 Warm Oak	6655 Warm White
2592 Blonde on Maple	6655 Warm White
2714 Natural Walnut	6001 Coffee
2772 Medium Mahogany on Walnut	6001 Coffee
2HAK Clear Oak	6219 Clear Oak
2HAN Ash Noce	6654 Sand
2HAT Acacia	6213 Acacia
2HAW Ash Wenge	6654 Sand
2HBN Bisque Noce	6631 Cream
2HBW Bisque Wenge	6631 Cream
2HCN Clay Noce	6212 Grey Value 2
2HCW Clay Wenge	6612 Grey Value 2
2HSN Storm Noce	6615 Grey Value 5
2HSW Storm Wenge	6615 Grey Value 5

Color Coordination Matrices, continued

Options Worksurfaces and Mobile Pedestal Tops

Plastic T-mold edge on front of Series

9000 Options worksurfaces can coordinate or contrast with the laminate color that you select for the worksurface. You must select a front plastic edge color. Table at right gives suggested colors.

Sides and back of worksurfaces and mobile pedestal tops are square plastic edge in a color determined by the laminate color you select. These edge colors are defaults and cannot be specified.

Solid-color and speckle laminates will have solid color plastic edging.

Laminate Color	Suggested Color of Front Plastic Edge	Default Plastic Color of Side Edges
Fiber		
2850 Vanadium Fiber	6654 Sand	6654 Sand
2851 Rhyme Fiber	6631 Cream	6631 Cream
2852 Tungsten Fiber	6636 Mist	6636 Mist
2854 Vellum Fiber	6655 Warm White	6655 Warm White
2859 Novell Fiber	6001 Coffee	6001 Coffee
2860 Granite Fiber	6000 Black	6000 Black
2861 Coconut Fiber	6654 Sand	6654 Sand
2862 Stucco Fiber	6053 Seagull	6053 Seagull
Micro		
2920 Marl Micro	6053 Seagull	6053 Seagull
2921 Gypsum Micro	6654 Sand	6654 Sand
2922 Clay Micro	6654 Sand	6654 Sand
2923 Shadow Micro	6249 Platinum Solid	6249 Platinum Solid
Patina		
2870 Blonde Bronze Patina	6654 Sand	6654 Sand
2871 Blackened Bronze Patina	6615 Grey Value 5	6615 Grey Value 5
2873 Instant Iron Patina	6615 Grey Value 5	6615 Grey Value 5
Solid		
2722 Cream	6631 Cream	6631 Cream
2730 Arctic White	6697 Fog	6697 Fog
2746 Black	6000 Black	6000 Black
2759 Warm White	6655 Warm White	6655 Warm White
2811 Mist	6636 Mist	6636 Mist
2883 Seagull	6053 Seagull	6053 Seagull
2884 Milk	6052 Milk	6052 Milk
2885 Dune	6654 Sand	6654 Sand
2HMG Merle	6527 Merle	6615 Grey Value 5
Speckle		
2820 Coffee Speckle	6001 Coffee	6631 Cream
2822 Woodrose Speckle	6635 Dawn	6635 Dawn
2823 Driftwood Speckle	6631 Cream	6631 Cream
2824 Smoke Speckle	6636 Mist	6636 Mist
2825 Vanadium Speckle	6612 Grey Value 2	6619 Ice
Woodgrain		
2406 Clear Cherry	6001 Coffee	6234 Clear Cherry
2409 Clear Maple	6655 Warm White	6237 Clear Maple
2410 Graphite Walnut	6000 Black	6231 Graphite Walnut
2412 Natural Cherry	6001 Coffee	6034 Natural Cherry
2422 Medium Cherry	6001 Coffee	6036 Medium Cherry
2511 Winter on Maple	6655 Warm White	6037 Winter on Maple
2538 Clear Walnut	6000 Black	6245 Clear Walnut
2539 Warm Oak	6655 Warm White	6246 Warm Oak
2592 Blonde on Maple	6655 Warm White	6038 Blonde on Maple
2714 Natural Walnut	6001 Coffee	6041 Natural Walnut
2772 Medium Mahogany on Walnut	6001 Coffee	6045 Medium Mahogany on Walnut
2HAK Clear Oak	6219 Clear Oak	6654 Sand
2HAN Ash Noce	6707 Ash Noce	6654 Sand
2HAT Acacia	6213 Acacia	6655 Warm White
2HAW Ash Wenge	6654 Sand	6654 Sand
2HBN Bisque Noce	6708 Bisque Noce	6631 Cream
2HBW Bisque Wenge	6631 Cream	6631 Cream
2HCN Clay Noce	6709 Clay Noce	6612 Grey Value 2
2HCW Clay Wenge	6612 Grey Value 2	6612 Grey Value 2
2HSN Storm Noce	6710 Storm Noce	6615 Grey Value 5
2HSW Storm Wenge	6615 Grey Value 5	6615 Grey Value 5

Tip: To improve consistency, default edge colors are now identified by 6000-series numbers; the actual colors and defaults have not changed. Because default edge colors are not actually entered when specifying products, no specification changes are required. (Previous specification guides used 2000-series numbers to describe default edge colors, while 6000-series numbers were used for customer-specified edge colors, even though the edges were identical.)

► See the *Surface Materials Reference Manual* for more details.

Recommended Edge Colors for Series 9000 Universal Worksurfaces—Laminate

Edges

The recommended edge color will complement the laminate color you specify.
Edge color is specified separately.

Laminate Color	Recommended 3 mm Edge Color	Recommended P-Edge Color
Fiber		
2850 Vanadium Fiber	6654 Sand	6697 Fog
2851 Rhyme Fiber	6631 Cream	6654 Sand
2852 Tungsten Fiber	6636 Mist	6654 Sand
2854 Vellum Fiber	6655 Warm White	6697 Fog
2859 Novell Fiber	6001 Coffee	6697 Fog
2860 Granite Fiber	6000 Black	6000 Black
2861 Coconut Fiber	6654 Sand	6654 Sand
2862 Stucco Fiber	6053 Seagull	6053 Seagull
Micro		
2920 Marl Micro	6053 Seagull	6053 Seagull
2921 Gypsum Micro	6654 Sand	6654 Sand
2922 Clay Micro	6654 Sand	6654 Sand
2923 Shadow Micro	6249 Platinum Solid	6249 Platinum Solid
Patina		
2870 Blonde Bronze Patina	6654 Sand	6654 Sand
2871 Blackened Bronze Patina	6615 Grey Value 5	6000 Black
2873 Instant Iron Patina	6615 Grey Value 5	6000 Black
Solid		
2722 Cream	6631 Cream	6654 Sand
2730 Arctic White	6009 Arctic White	6009 Arctic White
2746 Black	6000 Black	6000 Black
2759 Warm White	6655 Warm White	6654 Sand
2811 Mist	6636 Mist	6697 Fog
2883 Seagull	6053 Seagull	6053 Seagull
2884 Milk	6052 Milk	6052 Milk
2885 Dune	6654 Sand	6654 Sand
2HMG Merle	6527 Merle	6615 Grey Value 5
Speckle		
2820 Coffee Speckle	6631 Cream	6654 Sand
2822 Woodrose Speckle	6635 Dawn	6000 Black
2823 Driftwood Speckle	6631 Cream	6000 Black
2824 Smoke Speckle	6636 Mist	6654 Sand
2825 Vanadium Speckle	6619 Ice	6697 Fog

Color Coordination Matrices, continued

Recommended Edge Colors for Series 9000 Universal Worksurfaces—Laminate, continued

Edges

The recommended edge color will complement the laminate color you specify.
Edge color is specified separately.

Laminate Color	Recommended 3 mm Edge Color	Recommended P-Edge Color
Woodgrain		
2406 Clear Cherry	6234 Clear Cherry	6000 Black
2409 Clear Maple	6237 Clear Maple	6654 Sand
2410 Graphite Walnut	6231 Graphite Walnut	6000 Black
2412 Natural Cherry	6034 Natural Cherry	6000 Black
2422 Medium Cherry	6036 Medium Cherry	6000 Black
2511 Winter on Maple	6037 Winter on Maple	6654 Sand
2538 Clear Walnut	6245 Clear Walnut	6000 Black
2539 Warm Oak	6246 Warm Oak	6654 Sand
2592 Blonde on Maple	6038 Blonde on Maple	6654 Sand
2714 Natural Walnut	6041 Natural Walnut	6000 Black
2772 Medium Mahogany on Walnut	6045 Medium Mahogany on Walnut	6000 Black
2HAK Clear Oak	6219 Clear Oak	6654 Sand
2HAN Ash Noce	6707 Ash Noce	6654 Sand
2HAT Acacia	6213 Acacia	6559 Warm White Solid
2HAW Ash Wenge	6703 Ash Wenge	6654 Sand
2HBN Bisque Noce	6708 Bisque Noce	6631 Cream
2HBW Bisque Wenge	6705 Bisque Wenge	6631 Cream
2HCN Clay Noce	6709 Clay Noce	6612 Grey Value 2
2HCW Clay Wenge	6706 Clay Wenge	6612 Grey Value 2
2HSN Storm Noce	6710 Storm Noce	6615 Grey Value 5
2HSW Storm Wenge	6704 Storm Wenge	6615 Grey Value 5
Turnstone Laminate Collection		
2535 Virginia Walnut	6242 Virginia Walnut	6000 Black
2536 Blackwood	6243 Blackwood	6000 Black
2612 Marbled Maple	6676 Marbled Maple	6000 Black
2614 Chocolate Walnut	6677 Chocolate Walnut	6000 Black
2615 Marbled Cherry	6678 Marbled Cherry	6000 Black

*A selection of laminates and edge bands in this collection are available on Steelcase brand products. This collection is available with standard leadtimes and supported like standard laminates to help make ordering easy.

Series 9000 Resources

Lock and Keying

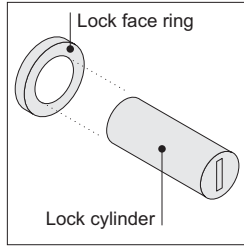
460

Series 9000

Lock and Keying

All locking products are standard with factory-installed, keyed-random locks. Consecutive, specific, and random keying are available as field-installed options.
Exceptions: Individual locking drawers are available only with field-installed

locks. 900 Series overfiles are only available with factory-installed locks.



Locks consist of a factory- or field-installed lock cylinder and a factory-installed lock face ring.

Two types of locks are available — the standard keying system (FR series) and the master keying system (XF series). All the locks in the XF series can be opened with a single master key.

Factory-Installed Keying

Factory-installed locks are always key random (standard) or master key random (option). Key random means that the locks will be assigned arbitrarily at the factory with key numbers ranging from FR305 to FR454 (Master keying numbers: XF1001 to XF1150). All locks within a unit will be keyed alike.
Tip: Random keying can mean that different furniture

units will have the same key number. If you must have all locks keyed differently, you should specify field-installed, key specific or key consecutive lock cylinders.
 ▶ See below.

Key Random

- FR305
 - FR421
 - FR305
 - or
 - XF1011
 - XF1042
 - XF1011
- } XF Master Key

Required to Specify

Master key random	+\$23	Specify with master key random.
--------------------------	-------	---------------------------------

Field-Installed Keying

Field-installed locks are only available on products that include factory-installed lock mechanisms.

Specify “plug” when specifying furniture, and the product will ship with a plastic plug in place of the lock cylinder.
Tip: For products with optional lock colors, make sure to specify the color for both the lock and lock face ring.

Front-removable lock cylinders must be specified separately. You must also order a special lock tool to install or remove lock cylinders in the field.
Tip: Lock tools are reusable. You do not need to order additional lock tools with every furniture order.

Lock cylinders will be shipped separately so that you can install the locks when you are ready.

Three keying choices are available for field installation—random (standard), specific, and consecutive. All three are also available with master keying, which means that all locks can be opened with a single master key.

Key random means that the locks will be assigned arbitrarily at the factory with key numbers ranging from FR305 to FR454 (Master keying numbers: XF1001 to XF1150).
Tip: Random keying can mean that different furniture units will have the same key number. If you must have all locks keyed differently, you should specify key specific or key consecutive lock cylinders.

Key specific means that you can specify any key number from FR305 to FR454 (Master keying numbers: XF1001 to XF1150). This option can be used to key all the furniture units in a workstation or department the same.
Tip: Designate the quantity per key number in your specification.
 ▶ See example at right.

Key consecutive means that you can specify lock numbers in a consecutive order to ensure that no two locks have the same key number until the key sequence repeats. You must select a beginning key number from FR305 to FR454 (Master keying numbers: XF1001 to XF1150).

Example of a typical lock cylinder specification is shown below:

10	LOCK9201FR FR320
5	LOCK9201FR FR350
15	LOCK9201XF XF1100
<hr/>	
30	Total
<hr/>	
1	877102003SR standard lock tool
1	877102002SR master lock tool

Key Random

- FR305
 - FR421
 - FR305
 - or
 - XF1011
 - XF1042
 - XF1011
- } XF Master Key

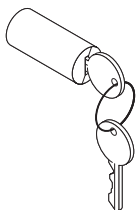
Key Specific

- FR350
 - FR350
 - FR350
 - or
 - XF1020
 - XF1020
 - XF1020
- } XF Master Key

Key Consecutive

- FR350
 - FR351
 - FR352
 - or
 - XF1020
 - XF1021
 - XF1022
- } XF Master Key

Field-Installed Lock Cylinders



Tip: Lock price is included in price of furniture with locks.

Tip: For replacement lock cylinders, refer to Service Parts.

Standard Includes	Required to Specify
-------------------	---------------------

- | | |
|--|--|
| <ul style="list-style-type: none"> Lock cylinder, keyed random: 9201 Polished Chrome or 9250 Ember Chrome Two keys | <ul style="list-style-type: none"> 1 Style number 2 Options, if selected (see below) |
|--|--|

Options	Price	Required to Specify
---------	-------	---------------------

Key specific	No cost	Select key number from FR305–FR454.
Key consecutive	No cost	Specify <i>key consecutive</i> and must select beginning key number from FR305–FR454.
Master key random	+\$23 each	Specify <i>master key random</i> .
Master key specific	+\$23 each	Specify key number from XF1001–XF1150.
Master key consecutive	+\$23 each	Specify <i>master key consecutive</i> and must select beginning key number from XF1001–XF1150.

Specification Information		
Color	Style Number	Base Price

--	--	--

FR Series (Standard Keying System) – Lock Cylinder

Polished Chrome	LOCK9201FR	No cost
Ember Chrome	LOCK9250FR	No cost

Tip: You can change lock cylinders in the field by using the appropriate lock tool.

Standard Lock Tool

	877102003SR	\$23
--	--------------------	------

XF Series (Master Keying System) – Lock Cylinder

Polished Chrome	LOCK9201XF	No additional cost. Price included in price of furniture with master-keyed locks.
Ember Chrome	LOCK9250XF	No additional cost. Price included in price of furniture with master-keyed locks.

Master Lock Tool

	877102002SR	\$23
--	--------------------	------

Resources

Style Number Index

464

Style Number Index

Style Number	Page	Description
32WCP	204, 434	Wire Guide Clip
800DV12	216	Dividers
800RW	216	Rail
8560309	337	Radius-End Wksf
8560309A	381	Radius-End Wksf
8560309LFS	380	Radius-End Table
8560309RFS	380	Radius-End Table
8565309	337	Radius-End Wksf
8565309A	381	Radius-End Wksf
8565309LFS	380	Radius-End Table
8565309RFS	380	Radius-End Table
8570309	337	Radius-End Wksf
8570309A	381	Radius-End Wksf
8570309LFS	380	Radius-End Table
8570309RFS	380	Radius-End Table
8570359	337	Radius-End Wksf
8570359A	381	Radius-End Wksf
8570359LFS	380	Radius-End Table
8570359RFS	380	Radius-End Table
8570369	337	Radius-End Wksf
877102002SR	241, 461	Master Lock Tool
877102003SR	241, 461	Standard Lock Tool
9005REFLM	371	20"D UA Rtn
9013EWPM	382	UA Bridge
9013REFLM	371	20"D UA Rtn
9017TEFLM	371	20"D UA Rtn
9031AEFLM	373	25"D UA Rtn
9031AM	345	25"D UA Desk
9031BEFLM	375	25"D UA Rtn
9031BM	347	25"D UA Desk
9035AM	345	25"D UA Desk
9035BM	347	25"D UA Desk
9035DEFLM	373	25"D UA Rtn
9035EWPM	382	UA Bridge
9035GEFLM	375	25"D UA Rtn
9039AM	345	25"D UA Desk
9039BM	347	25"D UA Desk
9039CEFLM	375	25"D UA Rtn
9039CM	349	25"D UA Desk
9039EEFLM	373	25"D UA Rtn
9039GEFLM	375	25"D UA Rtn
9043AM	345	25"D UA Desk
9043BM	347	25"D UA Desk
9043CM	349	25"D UA Desk
9047AM	345	25"D UA Desk
9047BM	347	25"D UA Desk
9047CM	349	25"D UA Desk
9051AM	351	30"D UA Desk
9055AM	351	30"D UA Desk
9055BEFLM	379	30"D UA Rtn
9055BM	355	30"D UA Desk
9055EWPM	382	UA Bridge
9059AM	351	30"D UA Desk
9059ARM	353	30"D UA Desk
9059BM	355	30"D UA Desk

Style Number	Page	Description
9059BRM	357	30"D UA Desk
9059CM	359	30"D UA Desk
9059CRM	361	30"D UA Desk
9063AM	351	30"D UA Desk
9063ARM	353	30"D UA Desk
9063BM	355	30"D UA Desk
9063BRM	357	30"D UA Desk
9063CM	359	30"D UA Desk
9063CRM	361	30"D UA Desk
9067AM	351	30"D UA Desk
9067ARM	353	30"D UA Desk
9067BM	355	30"D UA Desk
9067BRM	357	30"D UA Desk
9067CM	359	30"D UA Desk
9067CRM	361	30"D UA Desk
9072AM	351	30"D UA Desk
9072ARM	353	30"D UA Desk
9072BM	355	30"D UA Desk
9072BRM	357	30"D UA Desk
9072CM	359	30"D UA Desk
9072CRM	361	30"D UA Desk
9075BM	365	35"D UA Desk
9079BM	365	35"D UA Desk
9080BM	365	35"D UA Desk
9082AM	345	25"D UA Desk
9082BM	347	25"D UA Desk
9083AM	351	30"D UA Desk
9083BM	355	30"D UA Desk
9083CM	359	30"D UA Desk
9201AEFLM	368	20"D UA Rtn
9205REFLM	371	20"D UA Rtn
9213ALM	339	20"D UA Desk
9213DEFLM	368	20"D UA Rtn
9213EWPM	382	UA Bridge
9213REFLM	371	20"D UA Rtn
9213TLM	341	20"D UA Desk
9217AEFLM	368	20"D UA Rtn
9217ALM	339	20"D UA Desk
9217TEFLM	371	20"D UA Rtn
9217TLM	341	20"D UA Desk
9217ULM	343	20"D UA Desk
9221ALM	339	20"D UA Desk
9221TLM	341	20"D UA Desk
9221ULM	343	20"D UA Desk
9231AEFLM	373	25"D UA Rtn
9231AM	345	25"D UA Desk
9231BEFLM	375	25"D UA Rtn
9231BM	347	25"D UA Desk
9235AM	345	25"D UA Desk
9235BM	347	25"D UA Desk
9235DEFLM	373	25"D UA Rtn
9235EWPM	382	UA Bridge
9235GEFLM	375	25"D UA Rtn
9239AM	345	25"D UA Desk
9239BM	347	25"D UA Desk

Style Number	Page	Description	Style Number	Page	Description
9239CEFLM	375	25"D UA Rtn	9282AM	345	25"D UA Desk
9239CM	349	25"D UA Desk	9282BM	347	25"D UA Desk
9239EEFLM	373	25"D UA Rtn	9282CM	349	25"D UA Desk
9239GEFLM	375	25"D UA Rtn	9283AM	351	30"D UA Desk
9243AM	345	25"D UA Desk	9283BM	355	30"D UA Desk
9243BM	347	25"D UA Desk	9283CM	359	30"D UA Desk
9243CM	349	25"D UA Desk	981530T	290	Tackboard
9247AM	345	25"D UA Desk	981535T	290	Tackboard
9247BM	347	25"D UA Desk	981536T	290	Tackboard
9247CM	349	25"D UA Desk	981542T	290	Tackboard
9251AEFLM	377	30"D UA Rtn	981545T	290	Tackboard
9251AM	351	30"D UA Desk	981560T	290	Tackboard
9251BEFLM	379	30"D UA Rtn	981570T	290	Tackboard
9255AEFLM	377	30"D UA Rtn	981575T	290	Tackboard
9255AM	351	30"D UA Desk	981830T	290	Tackboard
9255BEFLM	379	30"D UA Rtn	981835T	290	Tackboard
9255BM	355	30"D UA Desk	981836T	290	Tackboard
9255EWPM	382	UA Bridge	981842T	290	Tackboard
9259AEFLM	377	30"D UA Rtn	981845T	290	Tackboard
9259AM	351	30"D UA Desk	981860T	290	Tackboard
9259ARM	353	30"D UA Desk	981870T	290	Tackboard
9259BEFLM	379	30"D UA Rtn	981875T	290	Tackboard
9259BM	355	30"D UA Desk	98401ACCM	325	20"D Wksf Pkg
9259BRM	357	30"D UA Desk	98401ACPM	325	20"D Wksf Pkg
9259CEFLM	379	30"D UA Rtn	98401AEFLM	397	20"D Wksf
9259CM	359	30"D UA Desk	98401AM	397	20"D Wksf
9259CRM	361	30"D UA Desk	98401APCM	325	20"D Wksf Pkg
9263AM	351	30"D UA Desk	98403ACCM	325	20"D Wksf Pkg
9263ARM	353	30"D UA Desk	98403ACPM	325	20"D Wksf Pkg
9263BM	355	30"D UA Desk	98403AM	397	20"D Wksf
9263BRM	357	30"D UA Desk	98403APCM	325	20"D Wksf Pkg
9263CM	359	30"D UA Desk	98405ACCM	327	25"D Wksf Pkg
9263CRM	361	30"D UA Desk	98405ACLM	329	Mdlr Wksf Pkg
9267AM	351	30"D UA Desk	98405ACPM	327	25"D Wksf Pkg
9267ARM	353	30"D UA Desk	98405ACRM	329	Mdlr Wksf Pkg
9267BM	355	30"D UA Desk	98405AEFLM	398	25"D Wksf
9267BRM	357	30"D UA Desk	98405AM	398	25"D Wksf
9267CM	359	30"D UA Desk	98405APCM	327	25"D Wksf Pkg
9267CRM	361	30"D UA Desk	98405APLM	329	Mdlr Wksf Pkg
9271AM	362	35"D UA Desk	98405APRM	329	Mdlr Wksf Pkg
9271CM	367	35"D UA Desk	98407ACCM	327	25"D Wksf Pkg
9272AM	351	30"D UA Desk	98407ACPM	327	25"D Wksf Pkg
9272ARM	353	30"D UA Desk	98407AM	398	25"D Wksf
9272BM	355	30"D UA Desk	98407APCM	327	25"D Wksf Pkg
9272BRM	357	30"D UA Desk	98409ACCM	327	25"D Wksf Pkg
9272CM	359	30"D UA Desk	98409ACPM	327	25"D Wksf Pkg
9272CRM	361	30"D UA Desk	98409AM	398	25"D Wksf
9275BM	365	35"D UA Desk	98409APCM	327	25"D Wksf Pkg
9275CM	367	35"D UA Desk	98422ACCM	325	20"D Wksf Pkg
9279AM	362	35"D UA Desk	98422ACPM	325	20"D Wksf Pkg
9279BM	365	35"D UA Desk	98422AM	397	20"D Wksf
9279CM	367	35"D UA Desk	98422APCM	325	20"D Wksf Pkg
9280AM	362	35"D UA Desk	98424ACCM	325	20"D Wksf Pkg
9280BM	365	35"D UA Desk	98424ACPM	325	20"D Wksf Pkg
9280CM	367	35"D UA Desk	98424AM	397	20"D Wksf

Style Number Index, continued

Style Number	Page	Description
98424APCM	325	20"D Wksf Pkg
98426ACCM	327	25"D Wksf Pkg
98426ACPM	327	25"D Wksf Pkg
98426AM	398	25"D Wksf
98426APCM	327	25"D Wksf Pkg
98428ACCM	327	25"D Wksf Pkg
98428ACPM	327	25"D Wksf Pkg
98428AM	398	25"D Wksf
98428APCM	327	25"D Wksf Pkg
98433ACCM	325	20"D Wksf Pkg
98433ACPM	325	20"D Wksf Pkg
98433AM	397	20"D Wksf
98433APCM	325	20"D Wksf Pkg
98439ACCM	327	25"D Wksf Pkg
98439ACPM	327	25"D Wksf Pkg
98439AM	398	25"D Wksf
98439APCM	327	25"D Wksf Pkg
98594P	291	Markerboard
98595P	291	Markerboard
98596P	291	Markerboard
98597P	291	Markerboard
98598P	291	Markerboard
98599P	291	Markerboard
98669	147, 292	Base Pwr-In
986691	147, 292	Base Pwr-In
986694	147, 292	Base Pwr-In
986694C	148, 293	Brkwy Base Pwr-In
98669C	148, 293	Brkwy Base Pwr-In
986831DA15S	154, 298	Dplex Receptacle
986831DA20S	154, 298	Dplex Receptacle
986831DB15S	154, 298	Dplex Receptacle
986831DB20S	154, 298	Dplex Receptacle
986831DC15S	154, 298	Dplex Receptacle
986831DC20S	154, 298	Dplex Receptacle
986832DA15S	154, 298	Dplex Receptacle
986832DA20S	154, 298	Dplex Receptacle
986832DB15S	154, 298	Dplex Receptacle
986832DB20S	154, 298	Dplex Receptacle
986832DC15S	154, 298	Dplex Receptacle
986832DC20S	154, 298	Dplex Receptacle
986833DA15S	154, 298	Dplex Receptacle
986833DA20S	154, 298	Dplex Receptacle
986833DB15S	154, 298	Dplex Receptacle
986833DB20S	154, 298	Dplex Receptacle
986833DC15S	154, 298	Dplex Receptacle
986833DC20S	154, 298	Dplex Receptacle
986834DA15S	154, 298	Dplex Receptacle
986834DA20S	154, 298	Dplex Receptacle
986834DB15S	154, 298	Dplex Receptacle
986834DB20S	154, 298	Dplex Receptacle
986834DC15S	154, 298	Dplex Receptacle
986834DC20S	154, 298	Dplex Receptacle
98683ADD15S	154, 298	Dplex Receptacle
98683ADD20S	154, 298	Dplex Receptacle
98683BDD15S	154, 298	Dplex Receptacle

Style Number	Page	Description
98683BDD20S	154, 298	Dplex Receptacle
98683CDD15S	154, 298	Dplex Receptacle
98683CDD20S	154, 298	Dplex Receptacle
98683PM	299	PS Receptacles
98683WS	204, 432	Grommet Receptacle
986914P	295	Powerway
98691P	295	Powerway
986924P	295	Powerway
98692P	295	Powerway
986934P	295	Powerway
98693P	295	Powerway
986944P	295	Powerway
98694P	295	Powerway
986954P	295	Powerway
98695P	295	Powerway
986964P	295	Powerway
98696P	295	Powerway
986984P	295	Powerway
98698P	295	Powerway
986994P	295	Powerway
98699P	295	Powerway
98701	401	Cantilever
98702	401	Cantilever
98703	401	Cantilever
98704	401	Cantilever
98705	401	Cantilever
98706	401	Cantilever
98707	385	Wksf Brkt
98708	385	Wksf Brkt
98709	385	Wksf Brkt
98718	396	Wall Channels
98719	396	Wall Channels
98720	396	Wall Channels
98722	384	EP Stab Brkt
98723	384	EP Stab Brkt
98724	385	BP Side-Conn Brkt
98725	385	BP Side-Conn Brkt
98753	286	Attachment Bracket
98754	384	Cantilever Clamp
98755	384	P-to-P Stab Brkt
98756	287	Align Plate
98756A	288	In-Line Hinge
98756B	288	90° Hinge
98757	287	Parallel Clamp
98763	401	Shared Cantilever
98765	203, 433	Termination Plate
98766	203, 432	Cable/Fiber Reel
98767	203, 433	Cord Reels
98768	204, 433	Cable Storage Tray
98769	142, 288	Anchor Brkt
987801	147, 292	Base Pwr-In
98793E	432	Adapter Plate
98795	401	Center Support
987HB42	396	Horizontal Brace
987HB45	396	Horizontal Brace

Style Number	Page	Description	Style Number	Page	Description
987HB60	396	Horizontal Brace	99109ACPM	327	25"D Wksf Pkg
987HB70	396	Horizontal Brace	99109AM	398	25"D Wksf
98814B	289	Pnl Coat Hooks	99109APCM	327	25"D Wksf Pkg
9886242B	439	E Vert Wire Mgr	99118	404	¾-Hgt BP
9886253B	439	E Vert Wire Mgr	99118EF	404	¾-Hgt BP
9886265B	439	E Vert Wire Mgr	99118EWP	404	¾-Hgt BP
9886265BB	439	E Vert Wire Mgr	99119	404	¾-Hgt BP
98862B	439	E Vert Wire Mgr	99119EF	404	¾-Hgt BP
98863	153, 297, 436	Ser 9000 Dx Cable Grom	99120	404	¾-Hgt BP
98864CC	334	Corner Wksf Pkg	99121	404	¾-Hgt BP
98865CC	334	Corner Wksf Pkg	99121EF	404	¾-Hgt BP
98867CC	334	Corner Wksf Pkg	99122	404	¾-Hgt BP
98898CC	334	Corner Wksf Pkg	99123	404	¾-Hgt BP
98PTP3	296	Pnl-Pnl Cnnctr	99157A	403	Clear-Access EP
98PTP4	296	Pnl-Pnl Cnnctr	99159A	403	Clear-Access EP
99001	402	End Panel	99161A	403	Clear-Access EP
99004ACCM	325	20"D Wksf Pkg	99162A	403	Clear-Access EP
99004ACPM	325	20"D Wksf Pkg	99163A	403	Clear-Access EP
99004AEFLM	397	20"D Wksf	99165A	403	Clear-Access EP
99004AM	397	20"D Wksf	99167A	403	Clear-Access EP
99004APCM	325	20"D Wksf Pkg	99168A	403	Clear-Access EP
99004BEWPM	397	20"D Wksf	99169	404	Full-Hgt BP
99005ACCM	325	20"D Wksf Pkg	99169EF	404	Full-Hgt BP
99005ACPM	325	20"D Wksf Pkg	99170	404	Full-Hgt BP
99005AEFLM	397	20"D Wksf	99171	404	Full-Hgt BP
99005AM	397	20"D Wksf	99171EF	404	Full-Hgt BP
99005APCM	325	20"D Wksf Pkg	99171EWP	404	Full-Hgt BP
99006ACCM	325	20"D Wksf Pkg	99172	404	Full-Hgt BP
99006ACPM	325	20"D Wksf Pkg	99172EF	404	Full-Hgt BP
99006AM	397	20"D Wksf	99173	404	Full-Hgt BP
99006APCM	325	20"D Wksf Pkg	99174	404	Full-Hgt BP
99052ACCM	331	30"D Wksf Pkg	99175	404	Full-Hgt BP
99052ACPM	331	30"D Wksf Pkg	99178	404	Full-Hgt BP
99052AMM	399	30"D Wksf	99183	404	¾-Hgt BP
99052APCM	331	30"D Wksf Pkg	99184	404	Full-Hgt BP
99101	402	End Panel	99201	402	End Panel
99102	402	End Panel	99202	402	End Panel
99107ACCM	327	25"D Wksf Pkg	99207	402	End Panel
99107ACLM	329	Mdlr Wksf Pkg	99208	402	End Panel
99107ACPM	327	25"D Wksf Pkg	99213ACCM	331	30"D Wksf Pkg
99107ACRM	329	Mdlr Wksf Pkg	99213ACLM	333	Mdlr Wksf Pkg
99107AEFLM	398	25"D Wksf	99213ACPM	331	30"D Wksf Pkg
99107AM	398	25"D Wksf	99213ACRM	333	Mdlr Wksf Pkg
99107APCM	327	25"D Wksf Pkg	99213AEFLMM	399	30"D Wksf
99107APLM	329	Mdlr Wksf Pkg	99213AMM	399	30"D Wksf
99107APRM	329	Mdlr Wksf Pkg	99213APCM	331	30"D Wksf Pkg
99107BEWPM	398	25"D Wksf	99213APLM	333	Mdlr Wksf Pkg
99108ACCM	327	25"D Wksf Pkg	99213APRM	333	Mdlr Wksf Pkg
99108ACPM	327	25"D Wksf Pkg	99214ACCM	331	30"D Wksf Pkg
99108AEFLM	398	25"D Wksf	99214ACPM	331	30"D Wksf Pkg
99108AM	398	25"D Wksf	99214AMM	399	30"D Wksf
99108APCM	327	25"D Wksf Pkg	99214APCM	331	30"D Wksf Pkg
99108APLM	329	Mdlr Wksf Pkg	99215AM	400	35"D Wksf
99108APRM	329	Mdlr Wksf Pkg	99216AM	400	35"D Wksf
99109ACCM	327	25"D Wksf Pkg	99217AM	400	35"D Wksf

Style Number Index, continued

Style Number	Page	Description	Style Number	Page	Description
99227	404	¾-Hgt BP	99996R	383	Corner Wksf
99228	404	¾-Hgt BP	999CHT	434	Wire Clips
99253AM	398	25"D Wksf	9AB34	286	Wall-Atch Brkt
99258AM	400	35"D Wksf	9AB42	286	Wall-Atch Brkt
99260ACCM	331	30"D Wksf Pkg	9AB53	286	Wall-Atch Brkt
99260ACPM	331	30"D Wksf Pkg	9AB61	286	Wall-Atch Brkt
99260AMM	399	30"D Wksf	9AB65	286	Wall-Atch Brkt
99260APCM	331	30"D Wksf Pkg	9AB75	286	Wall-Atch Brkt
99262ACCM	331	30"D Wksf Pkg	9BF4234	283	E Back Filler
99262ACPM	331	30"D Wksf Pkg	9BF5334	283	E Back Filler
99262AMM	399	30"D Wksf	9BF5342	283	E Back Filler
99262APCM	331	30"D Wksf Pkg	9BF6134	283	E Back Filler
99266ACCM	331	30"D Wksf Pkg	9BF6142	283	E Back Filler
99266ACLM	333	Mdlr Wksf Pkg	9BF6153	283	E Back Filler
99266ACPM	331	30"D Wksf Pkg	9BF6534	283	E Back Filler
99266ACRM	333	Mdlr Wksf Pkg	9BF6542	283	E Back Filler
99266AEFLMM	399	30"D Wksf	9BF6553	283	E Back Filler
99266AMM	399	30"D Wksf	9BF6561	283	E Back Filler
99266APCM	331	30"D Wksf Pkg	9BF7534	283	E Back Filler
99266APLM	333	Mdlr Wksf Pkg	9BF7542	283	E Back Filler
99266APRM	333	Mdlr Wksf Pkg	9BF7553	283	E Back Filler
99266BEWPM	399	30"D Wksf	9BF7561	283	E Back Filler
99268ACCM	331	30"D Wksf Pkg	9BF7565	283	E Back Filler
99268ACLM	333	Mdlr Wksf Pkg	9CSP	319	Univ Sys Support Panel
99268ACPM	331	30"D Wksf Pkg	9ECL	426	Cantilever
99268ACRM	333	Mdlr Wksf Pkg	9ECR	426	Cantilever
99268AEFLM	399	30"D Wksf	9EP25	426	Opt End Panel
99268AM	399	30"D Wksf	9EP30	426	Opt End Panel
99268APCM	331	30"D Wksf Pkg	9ERF34	279	E EOR Filler
99268APLM	333	Mdlr Wksf Pkg	9ERF42	279	E EOR Filler
99268APRM	333	Mdlr Wksf Pkg	9ERF53	279	E EOR Filler
99365	405	Bridge/Bracket	9ERF61	279	E EOR Filler
99365A	405	Bracket	9ERF65	279	E EOR Filler
99366	405	Bridge/Bracket	9ERF75	279	E EOR Filler
99366A	405	Bracket	9FF65DRA	285	E Panel Door
99367	405	Bridge/Bracket	9FF65DRB	285	E Panel Door
99367A	405	Bracket	9FF75DRA	285	E Panel Door
99376	405	Bracket	9FF75DRB	285	E Panel Door
99377	405	Bracket	9FG6520	273	E Transp Pnl
99388	406	Bracket	9FG6525	273	E Transp Pnl
99389	406	Bracket	9FG6530	273	E Transp Pnl
99390	406	Bracket	9FG6535	273	E Transp Pnl
99409	386	Center Drawer	9FG6536	273	E Transp Pnl
99493	436	Svc Mdl Recept	9FG6542	273	E Transp Pnl
99988CC	335	Mdlr Cnr Wksf Pkg	9FG6545	273	E Transp Pnl
99989CC	335	Mdlr Cnr Wksf Pkg	9FG7520	273	E Transp Pnl
99990CC	335	Mdlr Cnr Wksf Pkg	9FG7525	273	E Transp Pnl
99991CC	335	Mdlr Cnr Wksf Pkg	9FG7530	273	E Transp Pnl
99992CC	335	Mdlr Cnr Wksf Pkg	9FG7535	273	E Transp Pnl
99992RCC	336	Mdlr Cnr Wksf Pkg	9FG7536	273	E Transp Pnl
99993CC	335	Mdlr Cnr Wksf Pkg	9FG7542	273	E Transp Pnl
99994	383	Corner Wksf	9FG7545	273	E Transp Pnl
99994R	383	Corner Wksf	9GS1020	270	Glass Pnl Stacker
99995	383	Corner Wksf	9GS1025	270	Glass Pnl Stacker
99996	383	Corner Wksf	9GS1030	270	Glass Pnl Stacker

Style Number	Page	Description	Style Number	Page	Description
9GS1035	270	Glass Pnl Stacker	9MER75	276	E EOR Trim
9GS1036	270	Glass Pnl Stacker	9MPC34	294	E Cable Pole
9GS1042	270	Glass Pnl Stacker	9MPC34P3	294	E Pwr Pole
9GS1045	270	Glass Pnl Stacker	9MPC34P4	294	E Pwr Pole
9GS1060	270	Glass Pnl Stacker	9MPC42	294	E Cable Pole
9GS1120	270	Glass Pnl Stacker	9MPC42P3	294	E Pwr Pole
9GS1125	270	Glass Pnl Stacker	9MPC42P4	294	E Pwr Pole
9GS1130	270	Glass Pnl Stacker	9MPC53	294	E Cable Pole
9GS1135	270	Glass Pnl Stacker	9MPC53P3	294	E Pwr Pole
9GS1136	270	Glass Pnl Stacker	9MPC53P4	294	E Pwr Pole
9GS1142	270	Glass Pnl Stacker	9MPC61	294	E Cable Pole
9GS1145	270	Glass Pnl Stacker	9MPC61P3	294	E Pwr Pole
9GS1160	270	Glass Pnl Stacker	9MPC61P4	294	E Pwr Pole
9GS1220	271	Glass Pnl Stacker	9MPC65	294	E Cable Pole
9GS1225	271	Glass Pnl Stacker	9MPC65P3	294	E Pwr Pole
9GS1230	271	Glass Pnl Stacker	9MPC65P4	294	E Pwr Pole
9GS1235	271	Glass Pnl Stacker	9MPC75	294	E Cable Pole
9GS1236	271	Glass Pnl Stacker	9MPC75P3	294	E Pwr Pole
9GS1242	271	Glass Pnl Stacker	9MPC75P4	294	E Pwr Pole
9GS1245	271	Glass Pnl Stacker	9RT2820	275	Tack Acst Skin
9GS1260	271	Glass Pnl Stacker	9RT2825	275	Tack Acst Skin
9GS2320	271	Glass Pnl Stacker	9RT2830	275	Tack Acst Skin
9GS2325	271	Glass Pnl Stacker	9RT2835	275	Tack Acst Skin
9GS2330	271	Glass Pnl Stacker	9RT2836	275	Tack Acst Skin
9GS2335	271	Glass Pnl Stacker	9RT2842	275	Tack Acst Skin
9GS2336	271	Glass Pnl Stacker	9RT2845	275	Tack Acst Skin
9GS2342	271	Glass Pnl Stacker	9RT3420	275	Tack Acst Skin
9GS2345	271	Glass Pnl Stacker	9RT3425	275	Tack Acst Skin
9GS2360	271	Glass Pnl Stacker	9RT3430	275	Tack Acst Skin
9HG6520	273	E Transp Pnl	9RT3435	275	Tack Acst Skin
9HG6525	273	E Transp Pnl	9RT3442	275	Tack Acst Skin
9HG6530	273	E Transp Pnl	9RT3445	275	Tack Acst Skin
9HG6535	273	E Transp Pnl	9RT4220	275	Tack Acst Skin
9HG6536	273	E Transp Pnl	9RT4225	275	Tack Acst Skin
9HG6542	273	E Transp Pnl	9RT4230	275	Tack Acst Skin
9HG6545	273	E Transp Pnl	9RT4235	275	Tack Acst Skin
9HG7520	273	E Transp Pnl	9RT4236	275	Tack Acst Skin
9HG7525	273	E Transp Pnl	9RT4242	275	Tack Acst Skin
9HG7530	273	E Transp Pnl	9RT4245	275	Tack Acst Skin
9HG7535	273	E Transp Pnl	9RT4260	275	Tack Acst Skin
9HG7536	273	E Transp Pnl	9RT5320	275	Tack Acst Skin
9HG7542	273	E Transp Pnl	9RT5325	275	Tack Acst Skin
9HG7545	273	E Transp Pnl	9RT5330	275	Tack Acst Skin
9L34	280	E L-Config Flr Pkg	9RT5335	275	Tack Acst Skin
9L42	280	E L-Config Flr Pkg	9RT5336	275	Tack Acst Skin
9L53	280	E L-Config Flr Pkg	9RT5342	275	Tack Acst Skin
9L61	280	E L-Config Flr Pkg	9RT5345	275	Tack Acst Skin
9L65	280	E L-Config Flr Pkg	9RT5360	275	Tack Acst Skin
9L75	280	E L-Config Flr Pkg	9RT6120	275	Tack Acst Skin
9LPBC	296	E L-Base Cvr	9RT6125	275	Tack Acst Skin
9MER34	276	E EOR Trim	9RT6130	275	Tack Acst Skin
9MER42	276	E EOR Trim	9RT6135	275	Tack Acst Skin
9MER53	276	E EOR Trim	9RT6136	275	Tack Acst Skin
9MER61	276	E EOR Trim	9RT6142	275	Tack Acst Skin
9MER65	276	E EOR Trim	9RT6145	275	Tack Acst Skin

Style Number Index, continued

Style Number	Page	Description
9RT6160	275	Tack Acst Skin
9RT6520	275	Tack Acst Skin
9RT6525	275	Tack Acst Skin
9RT6530	275	Tack Acst Skin
9RT6535	275	Tack Acst Skin
9RT6536	275	Tack Acst Skin
9RT6542	275	Tack Acst Skin
9RT6545	275	Tack Acst Skin
9RT6560	275	Tack Acst Skin
9RT7520	275	Tack Acst Skin
9RT7525	275	Tack Acst Skin
9RT7530	275	Tack Acst Skin
9RT7535	275	Tack Acst Skin
9RT7536	275	Tack Acst Skin
9RT7542	275	Tack Acst Skin
9RT7545	275	Tack Acst Skin
9SC	426	Shared Cantilever
9SM45	392	Service Module Package
9SM60	392	Service Module Package
9SM70	392	Service Module Package
9SM75	392	Service Module Package
9SMCM	393, 435	Service Module Cable Manager
9SSB	426	Side Support Brkts
9T34	281	E T-Config Flr Pkg
9T42	281	E T-Config Flr Pkg
9T53	281	E T-Config Flr Pkg
9T61	281	E T-Config Flr Pkg
9T65	281	E T-Config Flr Pkg
9T75	281	E T-Config Flr Pkg
9TG6520	273	E Transp Pnl
9TG6525	273	E Transp Pnl
9TG6530	273	E Transp Pnl
9TG6535	273	E Transp Pnl
9TG6536	273	E Transp Pnl
9TG6542	273	E Transp Pnl
9TG6545	273	E Transp Pnl
9TG7520	273	E Transp Pnl
9TG7525	273	E Transp Pnl
9TG7530	273	E Transp Pnl
9TG7535	273	E Transp Pnl
9TG7536	273	E Transp Pnl
9TG7542	273	E Transp Pnl
9TG7545	273	E Transp Pnl
9TPBC	296	E T-Base Cvr
9TS1020	268	Tack Fabric Pnl Stacker
9TS1025	268	Tack Fabric Pnl Stacker
9TS1030	268	Tack Fabric Pnl Stacker
9TS1035	268	Tack Fabric Pnl Stacker
9TS1036	268	Tack Fabric Pnl Stacker
9TS1042	268	Tack Fabric Pnl Stacker
9TS1045	268	Tack Fabric Pnl Stacker
9TS1060	268	Tack Fabric Pnl Stacker
9TS1120	268	Tack Fabric Pnl Stacker
9TS1125	268	Tack Fabric Pnl Stacker
9TS1130	268	Tack Fabric Pnl Stacker

Style Number	Page	Description
9TS1135	268	Tack Fabric Pnl Stacker
9TS1136	268	Tack Fabric Pnl Stacker
9TS1142	268	Tack Fabric Pnl Stacker
9TS1145	268	Tack Fabric Pnl Stacker
9TS1160	268	Tack Fabric Pnl Stacker
9TS1220	269	Tack Fabric Pnl Stacker
9TS1225	269	Tack Fabric Pnl Stacker
9TS1230	269	Tack Fabric Pnl Stacker
9TS1235	269	Tack Fabric Pnl Stacker
9TS1236	269	Tack Fabric Pnl Stacker
9TS1242	269	Tack Fabric Pnl Stacker
9TS1245	269	Tack Fabric Pnl Stacker
9TS1260	269	Tack Fabric Pnl Stacker
9TS2320	269	Tack Fabric Pnl Stacker
9TS2325	269	Tack Fabric Pnl Stacker
9TS2330	269	Tack Fabric Pnl Stacker
9TS2335	269	Tack Fabric Pnl Stacker
9TS2336	269	Tack Fabric Pnl Stacker
9TS2342	269	Tack Fabric Pnl Stacker
9TS2345	269	Tack Fabric Pnl Stacker
9TS2360	269	Tack Fabric Pnl Stacker
9TT2515	338	Transact Wksf
9TT3015	338	Transact Wksf
9TT3420	267	E Tackable Acoustical Panel
9TT3425	267	E Tackable Acoustical Panel
9TT3430	267	E Tackable Acoustical Panel
9TT3435	267	E Tackable Acoustical Panel
9TT3442	267	E Tackable Acoustical Panel
9TT3445	267	E Tackable Acoustical Panel
9TT3515	338	Transact Wksf
9TT3615	338	Transact Wksf
9TT4215	338	Transact Wksf
9TT4220	267	E Tackable Acoustical Panel
9TT4225	267	E Tackable Acoustical Panel
9TT4230	267	E Tackable Acoustical Panel
9TT4235	267	E Tackable Acoustical Panel
9TT4236	267	E Tackable Acoustical Panel
9TT4242	267	E Tackable Acoustical Panel
9TT4245	267	E Tackable Acoustical Panel
9TT4260	267	E Tackable Acoustical Panel
9TT4515	338	Transact Wksf
9TT5320	267	E Tackable Acoustical Panel
9TT5325	267	E Tackable Acoustical Panel
9TT5330	267	E Tackable Acoustical Panel
9TT5335	267	E Tackable Acoustical Panel
9TT5336	267	E Tackable Acoustical Panel
9TT5342	267	E Tackable Acoustical Panel
9TT5345	267	E Tackable Acoustical Panel
9TT5360	267	E Tackable Acoustical Panel
9TT6015	338	Transact Wksf
9TT6120	267	E Tackable Acoustical Panel
9TT6125	267	E Tackable Acoustical Panel
9TT6130	267	E Tackable Acoustical Panel
9TT6135	267	E Tackable Acoustical Panel
9TT6136	267	E Tackable Acoustical Panel

Style Number	Page	Description	Style Number	Page	Description
9TT6142	267	E Tackable Acoustical Panel	9UEC2255R	311	Univ Sys Ext Cor Wksf, Curved Front
9TT6145	267	E Tackable Acoustical Panel	9UEC2274L	310	Univ Sys Ext Cor Wksf, Curved Front
9TT6160	267	E Tackable Acoustical Panel	9UEC2275L	310	Univ Sys Ext Cor Wksf, Curved Front
9TT6520	267	E Tackable Acoustical Panel	9UEC3302L	310	Univ Sys Ext Cor Wksf, Curved Front
9TT6525	267	E Tackable Acoustical Panel	9UEC3305L	310	Univ Sys Ext Cor Wksf, Curved Front
9TT6530	267	E Tackable Acoustical Panel	9UEC3320R	311	Univ Sys Ext Cor Wksf, Curved Front
9TT6535	267	E Tackable Acoustical Panel	9UEC3325R	311	Univ Sys Ext Cor Wksf, Curved Front
9TT6536	267	E Tackable Acoustical Panel	9UEC3340R	311	Univ Sys Ext Cor Wksf, Curved Front
9TT6542	267	E Tackable Acoustical Panel	9UEC3347R	311	Univ Sys Ext Cor Wksf, Curved Front
9TT6545	267	E Tackable Acoustical Panel	9UEC3350R	311	Univ Sys Ext Cor Wksf, Curved Front
9TT6560	267	E Tackable Acoustical Panel	9UEC3352L	310	Univ Sys Ext Cor Wksf, Curved Front
9TT7015	338	Transact Wksf	9UEC3355L	310	Univ Sys Ext Cor Wksf, Curved Front
9TT7520	267	E Tackable Acoustical Panel	9UEC3355R	311	Univ Sys Ext Cor Wksf, Curved Front
9TT7525	267	E Tackable Acoustical Panel	9UEC3372L	310	Univ Sys Ext Cor Wksf, Curved Front
9TT7530	267	E Tackable Acoustical Panel	9UEC3374L	310	Univ Sys Ext Cor Wksf, Curved Front
9TT7535	267	E Tackable Acoustical Panel	9UFF25L	428	Options Ped
9TT7536	267	E Tackable Acoustical Panel	9UFF30L	428	Options Ped
9TT7542	267	E Tackable Acoustical Panel	9UJC2352R	315	Univ Sys Jetty Wksf, Curved Front
9TT7545	267	E Tackable Acoustical Panel	9UJC2356R	315	Univ Sys Jetty Wksf, Curved Front
9TW34	281	E T-Config Flr Pkg	9UJC2358R	315	Univ Sys Jetty Wksf, Curved Front
9TW42	281	E T-Config Flr Pkg	9UJC3225L	315	Univ Sys Jetty Wksf, Curved Front
9U111	387	C Fixed Ped	9UJC3265L	315	Univ Sys Jetty Wksf, Curved Front
9U111MH	391	Mobile Ped	9UJC3285L	315	Univ Sys Jetty Wksf, Curved Front
9U111MHC	391	Mobile Ped	9UJC3325L	315	Univ Sys Jetty Wksf, Curved Front
9U223	388	C Fixed Ped	9UJC3352R	315	Univ Sys Jetty Wksf, Curved Front
9U223MH	391	Mobile Ped	9UJC3356R	315	Univ Sys Jetty Wksf, Curved Front
9U224	388	C Fixed Ped	9UJC3358R	315	Univ Sys Jetty Wksf, Curved Front
9U224MH	391	Mobile Ped	9UJC3365L	315	Univ Sys Jetty Wksf, Curved Front
9U230	387	C Fixed Ped	9UJC3385L	315	Univ Sys Jetty Wksf, Curved Front
9U239	394	Ped Adptr Pkg	9ULC2727	317	Univ Sys Linking Wksf, Crvd Frnt
9U872	387	C Fixed Ped	9UPAC2748	314	Univ Sys Ang Penin Wksf, Crvd Front
9U881	388	C Fixed Ped	9US1825	305	Univ Sys Straight Wksf
9U893	388	C Fixed Ped	9US1830	305	Univ Sys Straight Wksf
9U947	388	C Fixed Ped	9US1835	305	Univ Sys Straight Wksf
9U948	388	C Fixed Ped	9US1836	305	Univ Sys Straight Wksf
9UBBF25L	428	Options Ped	9US1842	305	Univ Sys Straight Wksf
9UBBF30L	428	Options Ped	9US1845	305	Univ Sys Straight Wksf
9UCANT	319	Univ Sys Cantilever	9US1860	305	Univ Sys Straight Wksf
9UCC1122	308	Univ Sys Cor Wksf, Curved Front	9US2525	305	Univ Sys Straight Wksf
9UCC1155	308	Univ Sys Cor Wksf, Curved Front	9US2530	305	Univ Sys Straight Wksf
9UCC2200	308	Univ Sys Cor Wksf, Curved Front	9US2535	305	Univ Sys Straight Wksf
9UCC2222	308	Univ Sys Cor Wksf, Curved Front	9US2536	305	Univ Sys Straight Wksf
9UCC2255	308	Univ Sys Cor Wksf, Curved Front	9US2542	305	Univ Sys Straight Wksf
9UCC2266	308	Univ Sys Cor Wksf, Curved Front	9US2545	305	Univ Sys Straight Wksf
9UCC3322	308	Univ Sys Cor Wksf, Curved Front	9US2560	305	Univ Sys Straight Wksf
9UCC3355	308	Univ Sys Cor Wksf, Curved Front	9US2565	305	Univ Sys Straight Wksf
9UEC2202L	310	Univ Sys Ext Cor Wksf, Curved Front	9US2566	305	Univ Sys Straight Wksf
9UEC2205L	310	Univ Sys Ext Cor Wksf, Curved Front	9US2570	305	Univ Sys Straight Wksf
9UEC2220R	311	Univ Sys Ext Cor Wksf, Curved Front	9US2575	305	Univ Sys Straight Wksf
9UEC2225R	311	Univ Sys Ext Cor Wksf, Curved Front	9US3025	305	Univ Sys Straight Wksf
9UEC2240R	311	Univ Sys Ext Cor Wksf, Curved Front	9US3030	305	Univ Sys Straight Wksf
9UEC2247R	311	Univ Sys Ext Cor Wksf, Curved Front	9US3035	305	Univ Sys Straight Wksf
9UEC2250R	311	Univ Sys Ext Cor Wksf, Curved Front	9US3036	305	Univ Sys Straight Wksf
9UEC2252L	310	Univ Sys Ext Cor Wksf, Curved Front	9US3042	305	Univ Sys Straight Wksf
9UEC2255L	310	Univ Sys Ext Cor Wksf, Curved Front	9US3045	305	Univ Sys Straight Wksf

Style Number Index, continued

Style Number	Page	Description
9US3060	305	Univ Sys Straight Wksf
9US3065	305	Univ Sys Straight Wksf
9US3066	305	Univ Sys Straight Wksf
9US3070	305	Univ Sys Straight Wksf
9US3075	305	Univ Sys Straight Wksf
9USPC52	312	Univ Sys Spanner Wksf
9UT1236R	307	Univ Sys Transition Wksf
9UT1242R	307	Univ Sys Transition Wksf
9UT1245R	307	Univ Sys Transition Wksf
9UT1260R	307	Univ Sys Transition Wksf
9UT2136L	306	Univ Sys Transition Wksf
9UT2142L	306	Univ Sys Transition Wksf
9UT2145L	306	Univ Sys Transition Wksf
9UT2160L	306	Univ Sys Transition Wksf
9UT2336R	307	Univ Sys Transition Wksf
9UT2342R	307	Univ Sys Transition Wksf
9UT2345R	307	Univ Sys Transition Wksf
9UT2360R	307	Univ Sys Transition Wksf
9UT3236L	306	Univ Sys Transition Wksf
9UT3242L	306	Univ Sys Transition Wksf
9UT3245L	306	Univ Sys Transition Wksf
9UT3260L	306	Univ Sys Transition Wksf
9UTR1630	318	Univ Sys Transaction Wksf
9UTR1635	318	Univ Sys Transaction Wksf
9UTR1636	318	Univ Sys Transaction Wksf
9UTR1642	318	Univ Sys Transaction Wksf
9UTR1645	318	Univ Sys Transaction Wksf
9UTR1648	318	Univ Sys Transaction Wksf
9UTR1660	318	Univ Sys Transaction Wksf
9UVC2525L	317	Univ Sys Visitor Wksf, Crvd Frnt
9UVC2525R	317	Univ Sys Visitor Wksf, Crvd Frnt
9UVC2530L	317	Univ Sys Visitor Wksf, Crvd Frnt
9UVC2530R	317	Univ Sys Visitor Wksf, Crvd Frnt
9UVC2535L	317	Univ Sys Visitor Wksf, Crvd Frnt
9UVC2535R	317	Univ Sys Visitor Wksf, Crvd Frnt
9UVC2536L	317	Univ Sys Visitor Wksf, Crvd Frnt
9UVC2536R	317	Univ Sys Visitor Wksf, Crvd Frnt
9UVC2542L	317	Univ Sys Visitor Wksf, Crvd Frnt
9UVC2542R	317	Univ Sys Visitor Wksf, Crvd Frnt
9UVC2545L	317	Univ Sys Visitor Wksf, Crvd Frnt
9UVC2545R	317	Univ Sys Visitor Wksf, Crvd Frnt
9UVC3030L	317	Univ Sys Visitor Wksf, Crvd Frnt
9UVC3030R	317	Univ Sys Visitor Wksf, Crvd Frnt
9UVC3035L	317	Univ Sys Visitor Wksf, Crvd Frnt
9UVC3035R	317	Univ Sys Visitor Wksf, Crvd Frnt
9UVC3036L	317	Univ Sys Visitor Wksf, Crvd Frnt
9UVC3036R	317	Univ Sys Visitor Wksf, Crvd Frnt
9UVC3042L	317	Univ Sys Visitor Wksf, Crvd Frnt
9UVC3042R	317	Univ Sys Visitor Wksf, Crvd Frnt
9UVC3045L	317	Univ Sys Visitor Wksf, Crvd Frnt
9UVC3045R	317	Univ Sys Visitor Wksf, Crvd Frnt
9WA2242	416	Opt Adj Wksf
9WA2245	416	Opt Adj Wksf
9WC2242	414	Opt Corner Wksf
9WC2245	414	Opt Corner Wksf

Style Number	Page	Description
9WC2345	414	Opt Corner Wksf
9WC3245	414	Opt Corner Wksf
9WC3342	414	Opt Corner Wksf
9WC3345	414	Opt Corner Wksf
9WCC2245	415	Opt Corner Wksf with Cutout
9WCH4234	278	E In-Line COH Trim
9WCH5334	278	E In-Line COH Trim
9WCH5342	278	E In-Line COH Trim
9WCH6134	278	E In-Line COH Trim
9WCH6142	278	E In-Line COH Trim
9WCH6153	278	E In-Line COH Trim
9WCH6534	278	E In-Line COH Trim
9WCH6542	278	E In-Line COH Trim
9WCH6553	278	E In-Line COH Trim
9WCH6561	278	E In-Line COH Trim
9WCH7534	278	E In-Line COH Trim
9WCH7542	278	E In-Line COH Trim
9WCH7553	278	E In-Line COH Trim
9WCH7561	278	E In-Line COH Trim
9WCH7565	278	E In-Line COH Trim
9WCL224260	418	Opt Ext Cor Wksf
9WCL224270	418	Opt Ext Cor Wksf
9WCL224275	418	Opt Ext Cor Wksf
9WCL224560	418	Opt Ext Cor Wksf
9WCL224570	418	Opt Ext Cor Wksf
9WCL224575	418	Opt Ext Cor Wksf
9WCL234560	418	Opt Ext Cor Wksf
9WCL234570	418	Opt Ext Cor Wksf
9WCL324560	418	Opt Ext Cor Wksf
9WCL324570	418	Opt Ext Cor Wksf
9WCL334260	418	Opt Ext Cor Wksf
9WCL334270	418	Opt Ext Cor Wksf
9WCL334275	418	Opt Ext Cor Wksf
9WCL334560	418	Opt Ext Cor Wksf
9WCL334570	418	Opt Ext Cor Wksf
9WCL334575	418	Opt Ext Cor Wksf
9WCR224260	419	Opt Ext Cor Wksf
9WCR224270	419	Opt Ext Cor Wksf
9WCR224275	419	Opt Ext Cor Wksf
9WCR224560	419	Opt Ext Cor Wksf
9WCR224570	419	Opt Ext Cor Wksf
9WCR224575	419	Opt Ext Cor Wksf
9WCR234560	419	Opt Ext Cor Wksf
9WCR234570	419	Opt Ext Cor Wksf
9WCR324560	419	Opt Ext Cor Wksf
9WCR324570	419	Opt Ext Cor Wksf
9WCR334260	419	Opt Ext Cor Wksf
9WCR334270	419	Opt Ext Cor Wksf
9WCR334275	419	Opt Ext Cor Wksf
9WCR334560	419	Opt Ext Cor Wksf
9WCR334570	419	Opt Ext Cor Wksf
9WCR334575	419	Opt Ext Cor Wksf
9WEL24590	423	Opt Entrprs Wksf
9WER24590	423	Opt Entrprs Wksf
9WER34	277	E Wood EOR Trim

Style Number	Page	Description	Style Number	Page	Description
9WER42	277	E Wood EOR Trim	9XF6134	282	E X-Config Flr Pkg
9WER53	277	E Wood EOR Trim	9XF6142	282	E X-Config Flr Pkg
9WER61	277	E Wood EOR Trim	9XF6153	282	E X-Config Flr Pkg
9WER65	277	E Wood EOR Trim	9XF6534	282	E X-Config Flr Pkg
9WER75	277	E Wood EOR Trim	9XF6542	282	E X-Config Flr Pkg
9WERFF34	277	E Wood EOR Trim	9XF6553	282	E X-Config Flr Pkg
9WERFF42	277	E Wood EOR Trim	9XF6561	282	E X-Config Flr Pkg
9WERFF53	277	E Wood EOR Trim	9XF7534	282	E X-Config Flr Pkg
9WERFF61	277	E Wood EOR Trim	9XF7542	282	E X-Config Flr Pkg
9WERFF65	277	E Wood EOR Trim	9XF7553	282	E X-Config Flr Pkg
9WERFF75	277	E Wood EOR Trim	9XF7561	282	E X-Config Flr Pkg
9WJL224575	422	Opt Jetty Wksf	9XF7565	282	E X-Config Flr Pkg
9WJL234575	422	Opt Jetty Wksf	ASHC1921X1	208, 386, 427	Plastic Drawer
9WJL334575	422	Opt Jetty Wksf	BC	198	AV Tri-Shaped Cantilever
9WJR224575	422	Opt Jetty Wksf	BEP24	200	AV End Panel
9WJR234575	422	Opt Jetty Wksf	BEP30	200	AV End Panel
9WJR334575	422	Opt Jetty Wksf	BPDSSWPL	393, 435	Pwr and Data Stp w/Cord
9WS225	421	Opt Straight Wksf	BSC	198	AV Tri-Shaped Shared Cantilever
9WS230	421	Opt Straight Wksf	CGGC12	156, 289	Gripper Glide Caps
9WS235	421	Opt Straight Wksf	ERFM41	146	AV End-of-Run Filler
9WS236	421	Opt Straight Wksf	ERFM53	146	AV End-of-Run Filler
9WS242	421	Opt Straight Wksf	ERFM65	146	AV End-of-Run Filler
9WS245	421	Opt Straight Wksf	ERFM80	146	AV End-of-Run Filler
9WS260	421	Opt Straight Wksf	FCD20	208	AV Center Drawer
9WS265	421	Opt Straight Wksf	FPW318	152	AV Powerway
9WS266	421	Opt Straight Wksf	FPW324	152	AV Powerway
9WS270	421	Opt Straight Wksf	FPW330	152	AV Powerway
9WS275	421	Opt Straight Wksf	FPW336	152	AV Powerway
9WS325	421	Opt Straight Wksf	FPW342	152	AV Powerway
9WS330	421	Opt Straight Wksf	FPW348	152	AV Powerway
9WS335	421	Opt Straight Wksf	FPW360	152	AV Powerway
9WS336	421	Opt Straight Wksf	FPW418	152	AV Powerway
9WS342	421	Opt Straight Wksf	FPW424	152	AV Powerway
9WS345	421	Opt Straight Wksf	FPW430	152	AV Powerway
9WS360	421	Opt Straight Wksf	FPW436	152	AV Powerway
9WS365	421	Opt Straight Wksf	FPW442	152	AV Powerway
9WS366	421	Opt Straight Wksf	FPW448	152	AV Powerway
9WS370	421	Opt Straight Wksf	FPW460	152	AV Powerway
9WS375	421	Opt Straight Wksf	FSCD20	208	AV Center Drawer
9WSP3052	425	Opt Spanner Wksf	KDIV02	215, 395, 429	Bookends
9WSP3062	425	Opt Spanner Wksf	KDIV20	215, 395, 429	Bookends
9WVL225	424	Opt Visitor Wksf	LOCK9201FR	241, 461	Lock Cylinder
9WVL230	424	Opt Visitor Wksf	LOCK9201XF	241, 461	Lock Cylinder
9WVL235	424	S9 OP Visitor Wksf	LOCK9250FR	241, 461	Lock Cylinder
9WVL236	424	S9 OP Visitor Wksf	LOCK9250XF	241, 461	Lock Cylinder
9WVL330	424	S9 OP Visitor Wksf	LSB24K2	72	Utility2 Shelf Light
9WVR225	424	S9 OP Visitor Wksf	LSB24KC2	72	Utility2 Shelf Light
9WVR230	424	Opt Visitor Wksf	LSB24KD2	72	Utility2 Shelf Light
9WVR235	424	Opt Visitor Wksf	LSB24KS2	72	Utility2 Shelf Light
9WVR236	424	Opt Visitor Wksf	LSB24M2	73	Utility2 Shelf Light
9WVR330	424	Opt Visitor Wksf	LSB24MC2	73	Utility2 Shelf Light
9XCAP	284	E Top Cap	LSB24MD2	73	Utility2 Shelf Light
9XF4234	282	E X-Config Flr Pkg	LSB24MS2	73	Utility2 Shelf Light
9XF5334	282	E X-Config Flr Pkg	LSB36K2	72	Utility2 Shelf Light
9XF5342	282	E X-Config Flr Pkg			

Style Number Index, continued

Style Number	Page	Description
LSB36KC2	72	Utility2 Shelf Light
LSB36KD2	72	Utility2 Shelf Light
LSB36KS2	72	Utility2 Shelf Light
LSB36M2	73	Utility2 Shelf Light
LSB36MC2	73	Utility2 Shelf Light
LSB36MD2	73	Utility2 Shelf Light
LSB36MS2	73	Utility2 Shelf Light
LSB48K2	72	Utility2 Shelf Light
LSB48KC2	72	Utility2 Shelf Light
LSB48KD2	72	Utility2 Shelf Light
LSB48KS2	72	Utility2 Shelf Light
LSB48M2	73	Utility2 Shelf Light
LSB48MC2	73	Utility2 Shelf Light
LSB48MD2	73	Utility2 Shelf Light
LSB48MS2	73	Utility2 Shelf Light
LSM24K	71	Standard Light
LSM24KC	71	Standard Light
LSM24KD	71	Standard Light
LSM36K	71	Standard Light
LSM36KC	71	Standard Light
LSM36KD	71	Standard Light
LSM48K	71	Standard Light
LSM48KC	71	Standard Light
LSM48KD	71	Standard Light
MCAS24L	201	AV Clear-Access End Pnl
MCAS24R	201	AV Clear-Access End Pnl
MCAS30L	201	AV Clear-Access End Pnl
MCAS30R	201	AV Clear-Access End Pnl
MCP41A	151	AV Cable Pole
MCP53A	151	AV Cable Pole
MCP65A	151	AV Cable Pole
MCP80A	151	AV Cable Pole
MFES18	199	AV End Panel
MFES24	199	AV End Panel
MFES30	199	AV End Panel
MPDFM8042	136	AV Frame
MPDFWDM8042	136	AV Pnl Door
MPHGM6524	131	AV Gls/Fab Panel
MPHGM6530	131	AV Gls/Fab Panel
MPHGM6536	131	AV Gls/Fab Panel
MPHGM6542	131	AV Gls/Fab Panel
MPHGM6548	131	AV Gls/Fab Panel
MPHGM8024	131	AV Gls/Fab Panel
MPHGM8030	131	AV Gls/Fab Panel
MPHGM8036	131	AV Gls/Fab Panel
MPHGM8042	131	AV Gls/Fab Panel
MPHGM8048	131	AV Gls/Fab Panel
MPSC372B	148	AV End Power-In
MPSC472B	148	AV End Power-In
MPSGM6524	129	AV Transp Panel
MPSGM6530	129	AV Transp Panel
MPSGM6536	129	AV Transp Panel
MPSGM6542	129	AV Transp Panel
MPSGM6548	129	AV Transp Panel
MPSGM8024	129	AV Transp Panel

Style Number	Page	Description
MPSGM8030	129	AV Transp Panel
MPSGM8036	129	AV Transp Panel
MPSGM8042	129	AV Transp Panel
MPSGM8048	129	AV Transp Panel
MPSGS1118	134	Glass Panel Stacker
MPSGS1124	134	AV Glass Panel Stacker
MPSGS1130	134	AV Glass Panel Stacker
MPSGS1136	134	AV Glass Panel Stacker
MPSGS1142	134	AV Glass Panel Stacker
MPSGS1148	134	AV Glass Panel Stacker
MPSGS1160	134	Glass Panel Stacker
MPSGS1218	134	Glass Panel Stacker
MPSGS1224	134	AV Glass Panel Stacker
MPSGS1230	134	AV Glass Panel Stacker
MPSGS1236	134	AV Glass Panel Stacker
MPSGS1242	134	AV Glass Panel Stacker
MPSGS1248	134	AV Glass Panel Stacker
MPSGS1260	134	Glass Panel Stacker
MPSGS1518	135	Glass Panel Stacker
MPSGS1524	135	Glass Panel Stacker
MPSGS1530	135	Glass Panel Stacker
MPSGS1536	135	Glass Panel Stacker
MPSGS1542	135	Glass Panel Stacker
MPSGS1548	135	Glass Panel Stacker
MPSGS1560	135	Glass Panel Stacker
MPSGS2418	135	Glass Panel Stacker
MPSGS2424	135	AV Glass Panel Stacker
MPSGS2430	135	AV Glass Panel Stacker
MPSGS2436	135	AV Glass Panel Stacker
MPSGS2442	135	AV Glass Panel Stacker
MPSGS2448	135	AV Glass Panel Stacker
MPSGS2460	135	Glass Panel Stacker
MPT6030	182	AV Pnl-Supported Table
MPT6036	182	AV Pnl-Supported Table
MPT6630	182	AV Pnl-Supported Table
MPT6636	182	AV Pnl-Supported Table
MPT7230	182	AV Pnl-Supported Table
MPT7236	182	AV Pnl-Supported Table
MPTAM3318	126	AV Tackable Panel
MPTAM3324	126	AV Tackable Panel
MPTAM3330	126	AV Tackable Panel
MPTAM3336	126	AV Tackable Panel
MPTAM3342	126	AV Tackable Panel
MPTAM3348	126	AV Tackable Panel
MPTAM3360	126	AV Tackable Panel
MPTAM4118	126	AV Tackable Panel
MPTAM4124	126	AV Tackable Panel
MPTAM4130	126	AV Tackable Panel
MPTAM4136	126	AV Tackable Panel
MPTAM4142	126	AV Tackable Panel
MPTAM4148	126	AV Tackable Panel
MPTAM4160	126	AV Tackable Panel
MPTAM5318	126	AV Tackable Panel
MPTAM5324	126	AV Tackable Panel
MPTAM5330	126	AV Tackable Panel

Style Number	Page	Description	Style Number	Page	Description
MPTAM5336	126	AV Tackable Panel	MU2830BBFL	210	AV Fixed Ped
MPTAM5342	126	AV Tackable Panel	MU2830FFL	210	AV Fixed Ped
MPTAM5348	126	AV Tackable Panel	MUCANT	177	AV Cantilever
MPTAM5360	126	AV Tackable Panel	MUCC1122	166	AV Univ Sys Cor Wksf, Curved Front
MPTAM6518	126	AV Tackable Panel	MUCC1188	166	AV Univ Sys Cor Wksf, Curved Front
MPTAM6524	126	AV Tackable Panel	MUCC2200	166	AV Univ Sys Cor Wksf, Curved Front
MPTAM6530	126	AV Tackable Panel	MUCC2222	166	AV Univ Sys Cor Wksf, Curved Front
MPTAM6536	126	AV Tackable Panel	MUCC2266	166	AV Univ Sys Cor Wksf, Curved Front
MPTAM6542	126	AV Tackable Panel	MUCC2288	166	AV Univ Sys Cor Wksf, Curved Front
MPTAM6548	126	AV Tackable Panel	MUCC3322	166	AV Univ Sys Cor Wksf, Curved Front
MPTAM6560	126	AV Tackable Panel	MUCC3388	166	AV Univ Sys Cor Wksf, Curved Front
MPTAM8018	126	AV Tackable Panel	MUCSBR	177	AV Side Support Brackets
MPTAM8024	126	AV Tackable Panel	MUEC2202L	168	AV Univ Sys Ext Cor Wksf, Crvd Front
MPTAM8030	126	AV Tackable Panel	MUEC2208L	168	AV Univ Sys Ext Cor Wksf, Crvd Front
MPTAM8036	126	AV Tackable Panel	MUEC2220R	169	AV Univ Sys Ext Cor Wksf, Crvd Front
MPTAM8042	126	AV Tackable Panel	MUEC2222L	168	AV Univ Sys Ext Cor Wksf, Crvd Front
MPTAM8048	126	AV Tackable Panel	MUEC2222R	169	AV Univ Sys Ext Cor Wksf, Crvd Front
MPTAS1118	132	Tack Fabric-Cvrd Pnl Stcker	MUEC2226R	169	AV Univ Sys Ext Cor Wksf, Crvd Front
MPTAS1124	132	AV Fab Panel Stacker	MUEC2228L	168	AV Univ Sys Ext Cor Wksf, Crvd Front
MPTAS1130	132	AV Fab Panel Stacker	MUEC2262L	168	AV Univ Sys Ext Cor Wksf, Crvd Front
MPTAS1136	132	AV Fab Panel Stacker	MUEC2268L	168	AV Univ Sys Ext Cor Wksf, Crvd Front
MPTAS1142	132	AV Fab Panel Stacker	MUEC2280R	169	AV Univ Sys Ext Cor Wksf, Crvd Front
MPTAS1148	132	AV Fab Panel Stacker	MUEC2282R	169	AV Univ Sys Ext Cor Wksf, Crvd Front
MPTAS1160	132	Tack Fabric-Cvrd Pnl Stcker	MUEC2286R	169	AV Univ Sys Ext Cor Wksf, Crvd Front
MPTAS1218	132	Tack Fabric-Cvrd Pnl Stcker	MUEC3302L	168	AV Univ Sys Ext Cor Wksf, Str Front
MPTAS1224	132	AV Fab Panel Stacker	MUEC3308L	168	AV Univ Sys Ext Cor Wksf, Crvd Front
MPTAS1230	132	AV Fab Panel Stacker	MUEC3320R	169	AV Univ Sys Ext Cor Wksf, Crvd Front
MPTAS1236	132	AV Fab Panel Stacker	MUEC3322L	168	AV Univ Sys Ext Cor Wksf, Str Front
MPTAS1242	132	AV Fab Panel Stacker	MUEC3322R	169	AV Univ Sys Ext Cor Wksf, Crvd Front
MPTAS1248	132	AV Fab Panel Stacker	MUEC3326R	169	AV Univ Sys Ext Cor Wksf, Crvd Front
MPTAS1260	132	Tack Fabric-Cvrd Pnl Stcker	MUEC3328L	168	AV Univ Sys Ext Cor Wksf, Crvd Front
MPTAS1518	133	Tack Fabric-Cvrd Pnl Stcker	MUEC3362L	168	AV Univ Sys Ext Cor Wksf, Str Front
MPTAS1524	133	Tack Fabric-Cvrd Pnl Stcker	MUEC3368L	168	AV Univ Sys Ext Cor Wksf, Crvd Front
MPTAS1530	133	Tack Fabric-Cvrd Pnl Stcker	MUEC3380R	169	AV Univ Sys Ext Cor Wksf, Crvd Front
MPTAS1536	133	Tack Fabric-Cvrd Pnl Stcker	MUEC3382R	169	AV Univ Sys Ext Cor Wksf, Crvd Front
MPTAS1542	133	Tack Fabric-Cvrd Pnl Stcker	MUEC3386R	169	AV Univ Sys Ext Cor Wksf, Crvd Front
MPTAS1548	133	Tack Fabric-Cvrd Pnl Stcker	MUP2224BFS	213	AV Mobile Pedestal
MPTAS1560	133	Glass Panel Stacker	MUP2224BFSC	213	AV Mobile Pedestal
MPTAS2418	133	Tack Fabric-Cvrd Pnl Stcker	MUPC24BFL	211	AV Wksf-Supported Ped
MPTAS2424	133	AV Fab Panel Stacker	MUPC30BFL	211	AV Wksf-Supported Ped
MPTAS2430	133	AV Fab Panel Stacker	MUS1830	163	AV Univ Sys Straight Wksf
MPTAS2436	133	AV Fab Panel Stacker	MUS1836	163	AV Univ Sys Straight Wksf
MPTAS2442	133	AV Fab Panel Stacker	MUS1842	163	AV Univ Sys Straight Wksf
MPTAS2448	133	AV Fab Panel Stacker	MUS1848	163	AV Univ Sys Straight Wksf
MPTAS2460	133	Tack Fabric-Cvrd Pnl Stcker	MUS1854	163	AV Univ Sys Straight Wksf
MPTP3	152	AV Pnl-to-Pnl Conn	MUS1860	163	AV Univ Sys Straight Wksf
MPTP4	152	AV Pnl-to-Pnl Conn	MUS2424	163	AV Univ Sys Straight Wksf
MSS	197	AV Side Support	MUS2430	163	AV Univ Sys Straight Wksf
MTWS3017M	184	AV Transaction Wksf	MUS2436	163	AV Univ Sys Straight Wksf
MTWS3617M	184	AV Transaction Wksf	MUS2442	163	AV Univ Sys Straight Wksf
MTWS4217M	184	AV Transaction Wksf	MUS2448	163	AV Univ Sys Straight Wksf
MTWS4817M	184	AV Transaction Wksf	MUS2454	163	AV Univ Sys Straight Wksf
MTWS6017M	184	AV Transaction Wksf	MUS2460	163	AV Univ Sys Straight Wksf
MU2824BBFL	210	AV Fixed Ped	MUS2466	163	AV Univ Sys Straight Wksf
MU2824FFL	210	AV Fixed Ped	MUS2472	163	AV Univ Sys Straight Wksf

Style Number Index, continued

Style Number	Page	Description
MUS3024	163	AV Univ Sys Straight Wksf
MUS3030	163	AV Univ Sys Straight Wksf
MUS3036	163	AV Univ Sys Straight Wksf
MUS3042	163	AV Univ Sys Straight Wksf
MUS3048	163	AV Univ Sys Straight Wksf
MUS3054	163	AV Univ Sys Straight Wksf
MUS3060	163	AV Univ Sys Straight Wksf
MUS3066	163	AV Univ Sys Straight Wksf
MUS3072	163	AV Univ Sys Straight Wksf
MUSPC50	170	AV Univ Sys Spanner Wksf
MUT1236R	165	AV Univ Sys Transition Wksf
MUT1242R	165	AV Univ Sys Transition Wksf
MUT1248R	165	AV Univ Sys Transition Wksf
MUT1254R	165	AV Univ Sys Transition Wksf
MUT1260R	165	AV Univ Sys Transition Wksf
MUT2136L	164	AV Univ Sys Transition Wksf
MUT2142L	164	AV Univ Sys Transition Wksf
MUT2148L	164	AV Univ Sys Transition Wksf
MUT2154L	164	AV Univ Sys Transition Wksf
MUT2160L	164	AV Univ Sys Transition Wksf
MUT2336R	165	AV Univ Sys Transition Wksf
MUT2342R	165	AV Univ Sys Transition Wksf
MUT2348R	165	AV Univ Sys Transition Wksf
MUT2354R	165	AV Univ Sys Transition Wksf
MUT2360R	165	AV Univ Sys Transition Wksf
MUT3236L	164	AV Univ Sys Transition Wksf
MUT3242L	164	AV Univ Sys Transition Wksf
MUT3248L	164	AV Univ Sys Transition Wksf
MUT3254L	164	AV Univ Sys Transition Wksf
MUT3260L	164	AV Univ Sys Transition Wksf
MUTR1630	176	AV Univ Sys Transaction Wksf
MUTR1636	176	AV Univ Sys Transaction Wksf
MUTR1642	176	AV Univ Sys Transaction Wksf
MUTR1648	176	AV Univ Sys Transaction Wksf
MUTR1660	176	AV Univ Sys Transaction Wksf
MWPT6030	183	AV Pnl-Supported Table
MWPT6630	183	AV Pnl-Supported Table
MWPT7230	183	AV Pnl-Supported Table
PAB12	215, 426	Attachment Cable
PAB12M	215, 426	Attachment Cable
PAB233	138	AV Panel Conn Pkg
PAB241	138	AV Panel Conn Pkg
PAB253	138	AV Panel Conn Pkg
PAB265	138	AV Panel Conn Pkg
PAB333	138	AV Panel Conn Pkg
PAB341	138	AV Panel Conn Pkg
PAB353	138	AV Panel Conn Pkg
PAB365	138	AV Panel Conn Pkg
PAB4	140	AV Panel Conn Pkg
PAB5A	139	AV Panel Conn Pkg
PAB5B	139	AV Panel Conn Pkg
PAB5C	139	AV Panel Conn Pkg
PAB5D	139	AV Panel Conn Pkg
PAB5E	139	AV Panel Conn Pkg
PAB5F	139	AV Panel Conn Pkg

Style Number	Page	Description
PAB5G	139	AV Panel Conn Pkg
PAB6	142	Attachment Bracket
PAB7	142	Attachment Bracket
PAB9	140	AV Panel Conn Pkg
PBCC180	153	AV Corner Wire Cvr
PBCC90	153	AV Corner Wire Cvr
PBEF	153	AV Pnl-Base End Flr
PC4133	141	AV COH Panel Conn
PC5333	141	AV COH Panel Conn
PC5341	141	AV COH Panel Conn
PC6533	141	AV COH Panel Conn
PC6541	141	AV COH Panel Conn
PC6553	141	AV COH Panel Conn
PC8033	141	AV COH Panel Conn
PC8041	141	AV COH Panel Conn
PC8053	141	AV COH Panel Conn
PC8065	141	AV COH Panel Conn
PCH	156	AV Panel Coat Hook
PCSB18S	198	AV Shared Cantilever
PCSB24S	198	AV Shared Cantilever
PCWRC3618	185	AV Cor Crvlnr Wksf
PCWRC3624	185	AV Cor Crvlnr Wksf
PCWRC4224	185	AV Cor Crvlnr Wksf
PCWRC4224ST	186	AV Cor Crvlnr Wksf
PCWRC4230	185	AV Cor Crvlnr Wksf
PCWRC4824	185	AV Cor Crvlnr Wksf
PCWRC4824ST	186	AV Cor Crvlnr Wksf
PCWRC4830	185	AV Cor Crvlnr Wksf
PCWRL226048	188	AV Ext Cor Crv Wksf
PCWRL227248	188	AV Ext Cor Crv Wksf
PCWRL236048	188	AV Ext Cor Crv Wksf
PCWRL237248	188	AV Ext Cor Crv Wksf
PCWRL326048	188	AV Ext Cor Crv Wksf
PCWRL327248	188	AV Ext Cor Crv Wksf
PCWRL336048	188	AV Ext Cor Crv Wksf
PCWRL337248	188	AV Ext Cor Crv Wksf
PCWRR224860	189	AV Ext Cor Crv Wksf
PCWRR224872	189	AV Ext Cor Crv Wksf
PCWRR234860	189	AV Ext Cor Crv Wksf
PCWRR234872	189	AV Ext Cor Crv Wksf
PCWRR324860	189	AV Ext Cor Crv Wksf
PCWRR324872	189	AV Ext Cor Crv Wksf
PCWRR334860	189	AV Ext Cor Crv Wksf
PCWRR334872	189	AV Ext Cor Crv Wksf
PCWS18CL	197	AV Cantilever
PCWS18CR	197	AV Cantilever
PCWS24CL	197	AV Cantilever
PCWS24CR	197	AV Cantilever
PCWS30CL	197	AV Cantilever
PCWS30CR	197	AV Cantilever
PFF16	156	AV Panel Stab Foot
PJAXM4153	145	AV X-Config Filler
PJAXM4165	145	AV X-Config Filler
PJAXM4180	145	AV X-Config Filler
PJAXM5365	145	AV X-Config Filler

Style Number	Page	Description	Style Number	Page	Description
PJAXM5380	145	AV X-Config Filler	PTDMGB3	53, 205, 437	Pwr Comm Sphere
PJAXM6580	145	AV X-Config Filler	PTDMGB4	205, 437	Pwr Comm Sphere
PJBXM4153	145	AV X-Config Filler	PTDMGB5	206, 438	Communication Sphere
PJBXM4165	145	AV X-Config Filler	PTRSGB1	206, 438	Power Comm Port
PJBXM4180	145	AV X-Config Filler	PTRWL2136	192	AV Trnstn Crv Wksf
PJBXM5365	145	AV X-Config Filler	PTRWL3242	192	AV Trnstn Crv Wksf
PJBXM5380	145	AV X-Config Filler	PTRWL3248	192	AV Trnstn Crv Wksf
PJBXM6580	145	AV X-Config Filler	PTRWR1236	192	AV Trnstn Crv Wksf
PJLM41	143	AV L-Config Filler	PTRWR2342	192	AV Trnstn Crv Wksf
PJLM53	143	AV L-Config Filler	PTRWR2348	192	AV Trnstn Crv Wksf
PJLM65	143	AV L-Config Filler	PVWMM	217	AV Vertical Wire Manager
PJLM80	143	AV L-Config Filler	PVWRL2424	194	AV Visitor Crv Wksf
PJTM41	144	AV T-Config Filler	PVWRL2430	194	AV Visitor Crv Wksf
PJTM4153	144	AV T-Config Filler	PVWRL2436	194	AV Visitor Crv Wksf
PJTM4165	144	AV T-Config Filler	PVWRL3030	194	AV Visitor Crv Wksf
PJTM4180	144	AV T-Config Filler	PVWRR2424	194	AV Visitor Crv Wksf
PJTM53	144	AV T-Config Filler	PVWRR2430	194	AV Visitor Crv Wksf
PJTM5365	144	AV T-Config Filler	PVWRR2436	194	AV Visitor Crv Wksf
PJTM5380	144	AV T-Config Filler	PVWRR3030	194	AV Visitor Crv Wksf
PJTM65	144	AV T-Config Filler	PWC53	215	AV Wall Channels
PJTM6580	144	AV T-Config Filler	PWC65	215	AV Wall Channels
PJTM80	144	AV T-Config Filler	PWC80	215	AV Wall Channels
PJWL326648	193	AV Jetty Crv Wksf	PWCHB42	216	AV Horizontal Brace
PJWL327248	193	AV Jetty Crv Wksf	PWCHB48	216	AV Horizontal Brace
PJWL337248	193	AV Jetty Crv Wksf	PWCHB60	216	AV Horizontal Brace
PJWR234866	193	AV Jetty Crv Wksf	PWCHB72	216	AV Horizontal Brace
PJWR234872	193	AV Jetty Crv Wksf	PWF24L	200	AV Floor-Support End Pnl
PJWR334872	193	AV Jetty Crv Wksf	PWF24R	200	AV Floor-Support End Pnl
PJXM	145	AV X-Config Top Cap	PWF30L	200	AV Floor-Support End Pnl
PLWR2424	195	AV Link Crvlnr Wksf	PWF30R	200	AV Floor-Support End Pnl
PLWR3030	195	AV Link Crvlnr Wksf	PWRC2424	190	AV Straight Wksf
PMB3330	157	AV Markerboard	PWRC2430	191	AV Straight Wksf
PMB3336	157	AV Markerboard	PWRC3024	190	AV Straight Wksf
PMDR	155	AV Pnl-Supported Recept	PWRC3030	191	AV Straight Wksf
PP341A	149	AV Power Pole	PWRC3624	190	AV Straight Wksf
PP353A	149	AV Power Pole	PWRC3630	191	AV Straight Wksf
PP365A	149	AV Power Pole	PWRC4224	190	AV Straight Wksf
PP380A	149	AV Power Pole	PWRC4230	191	AV Straight Wksf
PP441A	149	AV Power Pole	PWRC4824	190	AV Straight Wksf
PP453A	149	AV Power Pole	PWRC4830	191	AV Straight Wksf
PP465A	149	AV Power Pole	PWRC5424	190	AV Straight Wksf
PP480A	149	AV Power Pole	PWRC5430	191	AV Straight Wksf
PP6416S	150	AV Power Pole	PWRC6024	190	AV Straight Wksf
PP6536S	150	AV Power Pole	PWRC6030	191	AV Straight Wksf
PP6656S	150	AV Power Pole	PWRC6624	190	AV Straight Wksf
PP6806S	150	AV Power Pole	PWRC6630	191	AV Straight Wksf
PP8416S	150	AV Power Pole	PWRC7224	190	AV Straight Wksf
PP8536S	150	AV Power Pole	PWRC7230	191	AV Straight Wksf
PP8656S	150	AV Power Pole	PWRF24	202	AV Wksf Filler
PP8806S	150	AV Power Pole	PWRF30	202	AV Wksf Filler
PSPWR3050	196	AV Span Crvlnr Wksf	PWSCL1	201	AV Cantilever Clamp
PSPWR3650	196	AV Span Crvlnr Wksf	PWSCL18	199	AV Support Plate
PSPWR3662	196	AV Span Crvlnr Wksf	PWSCL2	201	AV COH Cantilever Clamp
PTDMGB1	205, 437	Power Sphere	PWSCL24	199	AV Support Plate
PTDMGB2	205, 437	Power Sphere	PWSCL30	199	AV Support Plate

Style Number Index, continued

Style Number	Page	Description
PWSF24	202	AV Wksf Filler
PWSF30	202	AV Wksf Filler
PWSMB2	197	AV Locking Side Support
RDV1506	214, 395, 429	Dividers
RDV1512	214, 395, 429	Dividers
RDV151210	214, 395, 429	Dividers
RHKRECPT	392, 435	Hutch Kit Receptacle
RPXDORS	214, 395, 430	Reference Shelf
RSTA3318	137	Tack Acst Skin
RSTA3324	137	Tack Acst Skin
RSTA3330	137	Tack Acst Skin
RSTA3336	137	Tack Acst Skin
RSTA3342	137	Tack Acst Skin
RSTA3348	137	Tack Acst Skin
RSTA3360	137	Tack Acst Skin
RSTA4118	137	Tack Acst Skin
RSTA4124	137	Tack Acst Skin
RSTA4130	137	Tack Acst Skin
RSTA4136	137	Tack Acst Skin
RSTA4142	137	Tack Acst Skin
RSTA4148	137	Tack Acst Skin
RSTA4160	137	Tack Acst Skin
RSTA5318	137	Tack Acst Skin
RSTA5324	137	Tack Acst Skin
RSTA5330	137	Tack Acst Skin
RSTA5336	137	Tack Acst Skin
RSTA5342	137	Tack Acst Skin
RSTA5348	137	Tack Acst Skin
RSTA5360	137	Tack Acst Skin
RSTA6518	137	Tack Acst Skin
RSTA6524	137	Tack Acst Skin
RSTA6530	137	Tack Acst Skin
RSTA6536	137	Tack Acst Skin
RSTA6542	137	Tack Acst Skin
RSTA6548	137	Tack Acst Skin
RSTA6560	137	Tack Acst Skin
RSTA8018	137	Tack Acst Skin
RSTA8024	137	Tack Acst Skin
RSTA8030	137	Tack Acst Skin
RSTA8036	137	Tack Acst Skin
RSTA8042	137	Tack Acst Skin
RSTA8048	137	Tack Acst Skin
RXADRL15	214, 394, 429	Rails
TB3018	157	AV Tackboard
TB3618	157	AV Tackboard
TB4218	157	AV Tackboard
TB4818	157	AV Tackboard
TB6018	157	AV Tackboard
TB7218	157	AV Tackboard
TS714WSP	177	Univ Support Plate
TS720WSP	177	Univ Support Plate
TS7TIEPLATE	178	Univ Tie Plates
TS7WKSPT	178	Reinforcing Chan
TS7WKSPT39	178	Reinforcing Chan
TS7WKSPT48	178	Reinforcing Chan

Style Number	Page	Description
TS7WKSPT51	178	Reinforcing Chan
TS7WKSPT54	178	Reinforcing Chan
TS7WKSPT60	178	Reinforcing Chan
TS7WKSPT63	178	Reinforcing Chan
TS7WKSPT66	178	Reinforcing Chan
TS7WKSPT72	178	Reinforcing Chan
TS7WWM	207, 436	Univ WS Wire Mgr
TSAE31DA15S	46	Kick Dplx Recept
TSAE31DA20S	46	Kick Dplx Recept
TSAE31DB15S	46	Kick Dplx Recept
TSAE31DB20S	46	Kick Dplx Recept
TSAE31DC15S	46	Kick Dplx Recept
TSAE31DC20S	46	Kick Dplx Recept
TSAE32DA15S	46	Kick Dplx Recept
TSAE32DA20S	46	Kick Dplx Recept
TSAE32DB15S	46	Kick Dplx Recept
TSAE32DB20S	46	Kick Dplx Recept
TSAE32DC15S	46	Kick Dplx Recept
TSAE32DC20S	46	Kick Dplx Recept
TSAE33DA15S	46	Kick Dplx Recept
TSAE33DA20S	46	Kick Dplx Recept
TSAE33DB15S	46	Kick Dplx Recept
TSAE33DB20S	46	Kick Dplx Recept
TSAE33DC15S	46	Kick Dplx Recept
TSAE33DC20S	46	Kick Dplx Recept
TSAE34DA15S	46	Kick Dplx Recept
TSAE34DA20S	46	Kick Dplx Recept
TSAE34DB15S	46	Kick Dplx Recept
TSAE34DB20S	46	Kick Dplx Recept
TSAE34DC15S	46	Kick Dplx Recept
TSAE34DC20S	46	Kick Dplx Recept
TSAE3ADD15S	46	Kick Dplx Recept
TSAE3ADD20S	46	Kick Dplx Recept
TSAE3BDD15S	46	Kick Dplx Recept
TSAE3BDD20S	46	Kick Dplx Recept
TSAE3CDD15S	46	Kick Dplx Recept
TSAE3CDD20S	46	Kick Dplx Recept
TSAE98669	50	Kick Base Power-In
TSAE986691	50	Kick Base Power-In
TSAE986694	50	Kick Base Power-In
TSAE986694C	50	Kick Base Power-In
TSAE98669C	50	Kick Base Power-In
TSAE987801	50	Kick Base Power-In
TSAEGROM	53, 68	Grommet Pkg
TSAEMPTP3	45	Kick Pwrway Conn
TSAEMPTP4	45	Kick Pwrway Conn
TSAEP342	48	Kick Power Pole
TSAEP348	48	Kick Power Pole
TSAEP354	48	Kick Power Pole
TSAEP366	48	Kick Power Pole
TSAEP442	48	Kick Power Pole
TSAEP448	48	Kick Power Pole
TSAEP454	48	Kick Power Pole
TSAEP466	48	Kick Power Pole
TSAEPC42	49	Kick Cable Pole

Style Number	Page	Description	Style Number	Page	Description
TSAEPC48	49	Kick Cable Pole	TSAFHD2448F	81	Kick Desk Shell
TSAEPC54	49	Kick Cable Pole	TSAFHD2448M	81	Kick Desk Shell
TSAEPC66	49	Kick Cable Pole	TSAFHD2460	81	Kick Desk Shell
TSAERDP	51	Comm Mdl Pkg	TSAFHD2460F	81	Kick Desk Shell
TSAERDW	52	Comm Mdl Pkg	TSAFHD2460M	81	Kick Desk Shell
TSAERDWN	47	Kick Comm Mdl Pkg	TSAFHD2466	81	Kick Desk Shell
TSAERPP	51	Recept Pkg	TSAFHD2466F	81	Kick Desk Shell
TSAERPW	52	Receptacle Pkg	TSAFHD2466M	81	Kick Desk Shell
TSAERPWN	47	Kick Pwr Recept Pkg	TSAFHD2472	81	Kick Desk Shell
TSAEVWM48	74	Kick Vert Wire Mgr	TSAFHD2472F	81	Kick Desk Shell
TSAEVWMZ20	74	Kick Vert Wire Mgr	TSAFHD2472M	81	Kick Desk Shell
TSAFCVR	87	Kick FS Wire Cvr	TSAFHD3060	81	Kick Desk Shell
TSAFHB1836	95	Kick Bridge	TSAFHD3060F	81	Kick Desk Shell
TSAFHB1836F	95	Kick Bridge	TSAFHD3060M	81	Kick Desk Shell
TSAFHB1836M	95	Kick Bridge	TSAFHD3066	81	Kick Desk Shell
TSAFHB1842	95	Kick Bridge	TSAFHD3066F	81	Kick Desk Shell
TSAFHB1842F	95	Kick Bridge	TSAFHD3066M	81	Kick Desk Shell
TSAFHB1842M	95	Kick Bridge	TSAFHD3072	81	Kick Desk Shell
TSAFHB1848	95	Kick Bridge	TSAFHD3072F	81	Kick Desk Shell
TSAFHB1848F	95	Kick Bridge	TSAFHD3072M	81	Kick Desk Shell
TSAFHB1848M	95	Kick Bridge	TSAFHD3660	81	Kick Desk Shell
TSAFHB1860	95	Kick Bridge	TSAFHD3660F	81	Kick Desk Shell
TSAFHB1860F	95	Kick Bridge	TSAFHD3660M	81	Kick Desk Shell
TSAFHB1860M	95	Kick Bridge	TSAFHD3666	81	Kick Desk Shell
TSAFHB2436	95	Kick Bridge	TSAFHD3666F	81	Kick Desk Shell
TSAFHB2436F	95	Kick Bridge	TSAFHD3666M	81	Kick Desk Shell
TSAFHB2436M	95	Kick Bridge	TSAFHD3672	81	Kick Desk Shell
TSAFHB2442	95	Kick Bridge	TSAFHD3672F	81	Kick Desk Shell
TSAFHB2442F	95	Kick Bridge	TSAFHD3672M	81	Kick Desk Shell
TSAFHB2442M	95	Kick Bridge	TSAFHE2424	88	Kick Return
TSAFHB2448	95	Kick Bridge	TSAFHE2424F	89	Kick Return
TSAFHB2448F	95	Kick Bridge	TSAFHE2424M	88	Kick Return
TSAFHB2448M	95	Kick Bridge	TSAFHE2430	88	Kick Return
TSAFHB2460	95	Kick Bridge	TSAFHE2430F	89	Kick Return
TSAFHB2460F	95	Kick Bridge	TSAFHE2430M	88	Kick Return
TSAFHB2460M	95	Kick Bridge	TSAFHE2436	88	Kick Return
TSAFHC1836	87	Kick Corner Desk	TSAFHE2436F	89	Kick Return
TSAFHC1836F	87	Kick Corner Desk	TSAFHE2436M	88	Kick Return
TSAFHC1836M	87	Kick Corner Desk	TSAFHE2442	88	Kick Return
TSAFHC1842	87	Kick Corner Desk	TSAFHE2442F	89	Kick Return
TSAFHC1842F	87	Kick Corner Desk	TSAFHE2442M	88	Kick Return
TSAFHC1842M	87	Kick Corner Desk	TSAFHE2448	88	Kick Return
TSAFHC1848	87	Kick Corner Desk	TSAFHE2448F	89	Kick Return
TSAFHC1848F	87	Kick Corner Desk	TSAFHE2448M	88	Kick Return
TSAFHC1848M	87	Kick Corner Desk	TSAFHE2454	88	Kick Return
TSAFHC2436	87	Kick Corner Desk	TSAFHE2454F	89	Kick Return
TSAFHC2436F	87	Kick Corner Desk	TSAFHE2454M	88	Kick Return
TSAFHC2436M	87	Kick Corner Desk	TSAFHE2460	88	Kick Return
TSAFHC2442	87	Kick Corner Desk	TSAFHE2460F	89	Kick Return
TSAFHC2442F	87	Kick Corner Desk	TSAFHE2460M	88	Kick Return
TSAFHC2442M	87	Kick Corner Desk	TSAFHF1836	89	Kick Return
TSAFHC2448	87	Kick Corner Desk	TSAFHF1836F	89	Kick Return
TSAFHC2448F	87	Kick Corner Desk	TSAFHF1836M	89	Kick Return
TSAFHC2448M	87	Kick Corner Desk	TSAFHF1842	89	Kick Return
TSAFHD2448	81	Kick Desk Shell	TSAFHF1842F	89	Kick Return

Style Number Index, continued

Style Number	Page	Description
TSAFHF1842M	89	Kick Return
TSAFHF1848	89	Kick Return
TSAFHF1848F	89	Kick Return
TSAFHF1848M	89	Kick Return
TSAFHG1836	89	Kick Return
TSAFHG1836F	89	Kick Return
TSAFHG1836M	89	Kick Return
TSAFHG1842	89	Kick Return
TSAFHG1842F	89	Kick Return
TSAFHG1842M	89	Kick Return
TSAFHG1848	89	Kick Return
TSAFHG1848F	89	Kick Return
TSAFHG1848M	89	Kick Return
TSAFHM2460	85	Kick Double-Pedestal Desk
TSAFHM2460F	85	Kick Double-Pedestal Desk
TSAFHM2460M	85	Kick Double-Pedestal Desk
TSAFHM2466	85	Kick Double-Pedestal Desk
TSAFHM2466F	85	Kick Double-Pedestal Desk
TSAFHM2466M	85	Kick Double-Pedestal Desk
TSAFHM2472	85	Kick Double-Pedestal Desk
TSAFHM2472F	85	Kick Double-Pedestal Desk
TSAFHM2472M	85	Kick Double-Pedestal Desk
TSAFHM3060	85	Kick Double-Pedestal Desk
TSAFHM3060F	85	Kick Double-Pedestal Desk
TSAFHM3060M	85	Kick Double-Pedestal Desk
TSAFHM3066	85	Kick Double-Pedestal Desk
TSAFHM3066F	85	Kick Double-Pedestal Desk
TSAFHM3066M	85	Kick Double-Pedestal Desk
TSAFHM3072	85	Kick Double-Pedestal Desk
TSAFHM3072F	85	Kick Double-Pedestal Desk
TSAFHM3072M	85	Kick Double-Pedestal Desk
TSAFHM3660	85	Kick Double-Pedestal Desk
TSAFHM3660F	85	Kick Double-Pedestal Desk
TSAFHM3660M	85	Kick Double-Pedestal Desk
TSAFHM3666	85	Kick Double-Pedestal Desk
TSAFHM3666F	85	Kick Double-Pedestal Desk
TSAFHM3666M	85	Kick Double-Pedestal Desk
TSAFHM3672	85	Kick Double-Pedestal Desk
TSAFHM3672F	85	Kick Double-Pedestal Desk
TSAFHM3672M	85	Kick Double-Pedestal Desk
TSAFHN2448	83	Kick Single-Pedestal Desk
TSAFHN2448F	83	Kick Single-Pedestal Desk
TSAFHN2448M	83	Kick Single-Pedestal Desk
TSAFHN2460	83	Kick Single-Pedestal Desk
TSAFHN2460F	83	Kick Single-Pedestal Desk
TSAFHN2460M	83	Kick Single-Pedestal Desk
TSAFHN2466	83	Kick Single-Pedestal Desk
TSAFHN2466F	83	Kick Single-Pedestal Desk
TSAFHN2466M	83	Kick Single-Pedestal Desk
TSAFHN2472	83	Kick Single-Pedestal Desk
TSAFHN2472F	83	Kick Single-Pedestal Desk
TSAFHN2472M	83	Kick Single-Pedestal Desk
TSAFHN3048	83	Kick Single-Pedestal Desk
TSAFHN3048F	83	Kick Single-Pedestal Desk
TSAFHN3048M	83	Kick Single-Pedestal Desk

Style Number	Page	Description
TSAFHN3060	83	Kick Single-Pedestal Desk
TSAFHN3060F	83	Kick Single-Pedestal Desk
TSAFHN3060M	83	Kick Single-Pedestal Desk
TSAFHN3066	83	Kick Single-Pedestal Desk
TSAFHN3066F	83	Kick Single-Pedestal Desk
TSAFHN3066M	83	Kick Single-Pedestal Desk
TSAFHN3072	83	Kick Single-Pedestal Desk
TSAFHN3072F	83	Kick Single-Pedestal Desk
TSAFHN3072M	83	Kick Single-Pedestal Desk
TSAFHN3660	83	Kick Single-Pedestal Desk
TSAFHN3660F	83	Kick Single-Pedestal Desk
TSAFHN3660M	83	Kick Single-Pedestal Desk
TSAFHN3666	83	Kick Single-Pedestal Desk
TSAFHN3666F	83	Kick Single-Pedestal Desk
TSAFHN3666M	83	Kick Single-Pedestal Desk
TSAFHN3672	83	Kick Single-Pedestal Desk
TSAFHN3672F	83	Kick Single-Pedestal Desk
TSAFHN3672M	83	Kick Single-Pedestal Desk
TSAFHP3060	96	Kick Peninsula Worksurface
TSAFHP3060F	96	Kick Peninsula Worksurface
TSAFHP3060M	96	Kick Peninsula Worksurface
TSAFHP3072	96	Kick Peninsula Worksurface
TSAFHP3072F	96	Kick Peninsula Worksurface
TSAFHP3072M	96	Kick Peninsula Worksurface
TSAFHR2424	90	Kick Single-Pedestal Return
TSAFHR2424F	91	Kick Single-Pedestal Return
TSAFHR2424M	91	Kick Single-Pedestal Return
TSAFHR2430	90	Kick Single-Pedestal Return
TSAFHR2430F	91	Kick Single-Pedestal Return
TSAFHR2430M	91	Kick Single-Pedestal Return
TSAFHR2436	90	Kick Single-Pedestal Return
TSAFHR2436F	91	Kick Single-Pedestal Return
TSAFHR2436M	91	Kick Single-Pedestal Return
TSAFHR2442	90	Kick Single-Pedestal Return
TSAFHR2442F	91	Kick Single-Pedestal Return
TSAFHR2442M	91	Kick Single-Pedestal Return
TSAFHR2448	90	Kick Single-Pedestal Return
TSAFHR2448F	91	Kick Single-Pedestal Return
TSAFHR2448M	91	Kick Single-Pedestal Return
TSAFHR2454	90	Kick Single-Pedestal Return
TSAFHR2454F	91	Kick Single-Pedestal Return
TSAFHR2454M	91	Kick Single-Pedestal Return
TSAFHR2460	90	Kick Single-Pedestal Return
TSAFHR2460F	91	Kick Single-Pedestal Return
TSAFHR2460M	91	Kick Single-Pedestal Return
TSAFHT1836	91	Kick Single-Pedestal Return
TSAFHT1836F	91	Kick Single-Pedestal Return
TSAFHT1836M	91	Kick Single-Pedestal Return
TSAFHT1842	91	Kick Single-Pedestal Return
TSAFHT1842F	91	Kick Single-Pedestal Return
TSAFHT1842M	91	Kick Single-Pedestal Return
TSAFHT1848	91	Kick Single-Pedestal Return
TSAFHT1848F	91	Kick Single-Pedestal Return
TSAFHT1848M	91	Kick Single-Pedestal Return
TSAFHU1836	91	Kick Single-Pedestal Return

Style Number	Page	Description	Style Number	Page	Description
TSAFHU1836F	92	Kick Single-Pedestal Return	TSAFLD2460M	81	Kick Desk Shell
TSAFHU1836M	92	Kick Single-Pedestal Return	TSAFLD2466	81	Kick Desk Shell
TSAFHU1842	91	Kick Single-Pedestal Return	TSAFLD2466F	81	Kick Desk Shell
TSAFHU1842F	92	Kick Single-Pedestal Return	TSAFLD2466M	81	Kick Desk Shell
TSAFHU1842M	92	Kick Single-Pedestal Return	TSAFLD2472	81	Kick Desk Shell
TSAFHU1848	91	Kick Single-Pedestal Return	TSAFLD2472F	81	Kick Desk Shell
TSAFHU1848F	92	Kick Single-Pedestal Return	TSAFLD2472M	81	Kick Desk Shell
TSAFHU1848M	92	Kick Single-Pedestal Return	TSAFLD3060	81	Kick Desk Shell
TSAFLB1836	95	Kick Bridge	TSAFLD3060F	81	Kick Desk Shell
TSAFLB1836F	95	Kick Bridge	TSAFLD3060M	81	Kick Desk Shell
TSAFLB1836M	95	Kick Bridge	TSAFLD3066	81	Kick Desk Shell
TSAFLB1842	95	Kick Bridge	TSAFLD3066F	81	Kick Desk Shell
TSAFLB1842F	95	Kick Bridge	TSAFLD3066M	81	Kick Desk Shell
TSAFLB1842M	95	Kick Bridge	TSAFLD3072	81	Kick Desk Shell
TSAFLB1848	95	Kick Bridge	TSAFLD3072F	81	Kick Desk Shell
TSAFLB1848F	95	Kick Bridge	TSAFLD3072M	81	Kick Desk Shell
TSAFLB1848M	95	Kick Bridge	TSAFLD3660	81	Kick Desk Shell
TSAFLB1860	95	Kick Bridge	TSAFLD3660F	81	Kick Desk Shell
TSAFLB1860F	95	Kick Bridge	TSAFLD3660M	81	Kick Desk Shell
TSAFLB1860M	95	Kick Bridge	TSAFLD3666	81	Kick Desk Shell
TSAFLB2436	95	Kick Bridge	TSAFLD3666F	81	Kick Desk Shell
TSAFLB2436F	95	Kick Bridge	TSAFLD3666M	81	Kick Desk Shell
TSAFLB2436M	95	Kick Bridge	TSAFLD3672	81	Kick Desk Shell
TSAFLB2442	95	Kick Bridge	TSAFLD3672F	81	Kick Desk Shell
TSAFLB2442F	95	Kick Bridge	TSAFLD3672M	81	Kick Desk Shell
TSAFLB2442M	95	Kick Bridge	TSAFLE2424	88	Kick Return
TSAFLB2448	95	Kick Bridge	TSAFLE2424F	89	Kick Return
TSAFLB2448F	95	Kick Bridge	TSAFLE2424M	88	Kick Return
TSAFLB2448M	95	Kick Bridge	TSAFLE2430	88	Kick Return
TSAFLB2460	95	Kick Bridge	TSAFLE2430F	89	Kick Return
TSAFLB2460F	95	Kick Bridge	TSAFLE2430M	88	Kick Return
TSAFLB2460M	95	Kick Bridge	TSAFLE2436	88	Kick Return
TSAFLC1836	87	Kick Corner Desk	TSAFLE2436F	89	Kick Return
TSAFLC1836F	87	Kick Corner Desk	TSAFLE2436M	88	Kick Return
TSAFLC1836M	87	Kick Corner Desk	TSAFLE2442	88	Kick Return
TSAFLC1842	87	Kick Corner Desk	TSAFLE2442F	89	Kick Return
TSAFLC1842F	87	Kick Corner Desk	TSAFLE2442M	88	Kick Return
TSAFLC1842M	87	Kick Corner Desk	TSAFLE2448	88	Kick Return
TSAFLC1848	87	Kick Corner Desk	TSAFLE2448F	89	Kick Return
TSAFLC1848F	87	Kick Corner Desk	TSAFLE2448M	88	Kick Return
TSAFLC1848M	87	Kick Corner Desk	TSAFLE2454	88	Kick Return
TSAFLC2436	87	Kick Corner Desk	TSAFLE2454F	89	Kick Return
TSAFLC2436F	87	Kick Corner Desk	TSAFLE2454M	88	Kick Return
TSAFLC2436M	87	Kick Corner Desk	TSAFLE2460	88	Kick Return
TSAFLC2442	87	Kick Corner Desk	TSAFLE2460F	89	Kick Return
TSAFLC2442F	87	Kick Corner Desk	TSAFLE2460M	88	Kick Return
TSAFLC2442M	87	Kick Corner Desk	TSAFLF1836	89	Kick Return
TSAFLC2448	87	Kick Corner Desk	TSAFLF1836F	89	Kick Return
TSAFLC2448F	87	Kick Corner Desk	TSAFLF1836M	89	Kick Return
TSAFLC2448M	87	Kick Corner Desk	TSAFLF1842	89	Kick Return
TSAFLD2448	81	Kick Desk Shell	TSAFLF1842F	89	Kick Return
TSAFLD2448F	81	Kick Desk Shell	TSAFLF1842M	89	Kick Return
TSAFLD2448M	81	Kick Desk Shell	TSAFLF1848	89	Kick Return
TSAFLD2460	81	Kick Desk Shell	TSAFLF1848F	89	Kick Return
TSAFLD2460F	81	Kick Desk Shell	TSAFLF1848M	89	Kick Return

Style Number Index, continued

Style Number	Page	Description
TSAFLG1836	89	Kick Return
TSAFLG1836F	89	Kick Return
TSAFLG1836M	89	Kick Return
TSAFLG1842	89	Kick Return
TSAFLG1842F	89	Kick Return
TSAFLG1842M	89	Kick Return
TSAFLG1848	89	Kick Return
TSAFLG1848F	89	Kick Return
TSAFLG1848M	89	Kick Return
TSAFLM2460	85	Kick Double-Pedestal Desk
TSAFLM2460F	85	Kick Double-Pedestal Desk
TSAFLM2460M	85	Kick Double-Pedestal Desk
TSAFLM2466	85	Kick Double-Pedestal Desk
TSAFLM2466F	85	Kick Double-Pedestal Desk
TSAFLM2466M	85	Kick Double-Pedestal Desk
TSAFLM2472	85	Kick Double-Pedestal Desk
TSAFLM2472F	85	Kick Double-Pedestal Desk
TSAFLM2472M	85	Kick Double-Pedestal Desk
TSAFLM3060	85	Kick Double-Pedestal Desk
TSAFLM3060F	85	Kick Double-Pedestal Desk
TSAFLM3060M	85	Kick Double-Pedestal Desk
TSAFLM3066	85	Kick Double-Pedestal Desk
TSAFLM3066F	85	Kick Double-Pedestal Desk
TSAFLM3066M	85	Kick Double-Pedestal Desk
TSAFLM3072	85	Kick Double-Pedestal Desk
TSAFLM3072F	85	Kick Double-Pedestal Desk
TSAFLM3072M	85	Kick Double-Pedestal Desk
TSAFLM3660	85	Kick Double-Pedestal Desk
TSAFLM3660F	85	Kick Double-Pedestal Desk
TSAFLM3660M	85	Kick Double-Pedestal Desk
TSAFLM3666	85	Kick Double-Pedestal Desk
TSAFLM3666F	85	Kick Double-Pedestal Desk
TSAFLM3666M	85	Kick Double-Pedestal Desk
TSAFLM3672	85	Kick Double-Pedestal Desk
TSAFLM3672F	85	Kick Double-Pedestal Desk
TSAFLM3672M	85	Kick Double-Pedestal Desk
TSAFLN2448	83	Kick Single-Pedestal Desk
TSAFLN2448F	83	Kick Single-Pedestal Desk
TSAFLN2448M	83	Kick Single-Pedestal Desk
TSAFLN2460	83	Kick Single-Pedestal Desk
TSAFLN2460F	83	Kick Single-Pedestal Desk
TSAFLN2460M	83	Kick Single-Pedestal Desk
TSAFLN2466	83	Kick Single-Pedestal Desk
TSAFLN2466F	83	Kick Single-Pedestal Desk
TSAFLN2466M	83	Kick Single-Pedestal Desk
TSAFLN2472	83	Kick Single-Pedestal Desk
TSAFLN2472F	83	Kick Single-Pedestal Desk
TSAFLN2472M	83	Kick Single-Pedestal Desk
TSAFLN3048	83	Kick Single-Pedestal Desk
TSAFLN3048F	83	Kick Single-Pedestal Desk
TSAFLN3048M	83	Kick Single-Pedestal Desk
TSAFLN3060	83	Kick Single-Pedestal Desk
TSAFLN3060F	83	Kick Single-Pedestal Desk
TSAFLN3060M	83	Kick Single-Pedestal Desk
TSAFLN3066	83	Kick Single-Pedestal Desk

Style Number	Page	Description
TSAFLN3066F	83	Kick Single-Pedestal Desk
TSAFLN3066M	83	Kick Single-Pedestal Desk
TSAFLN3072	83	Kick Single-Pedestal Desk
TSAFLN3072F	83	Kick Single-Pedestal Desk
TSAFLN3072M	83	Kick Single-Pedestal Desk
TSAFLN3660	83	Kick Single-Pedestal Desk
TSAFLN3660F	83	Kick Single-Pedestal Desk
TSAFLN3660M	83	Kick Single-Pedestal Desk
TSAFLN3666	83	Kick Single-Pedestal Desk
TSAFLN3666F	83	Kick Single-Pedestal Desk
TSAFLN3666M	83	Kick Single-Pedestal Desk
TSAFLN3672	83	Kick Single-Pedestal Desk
TSAFLN3672F	83	Kick Single-Pedestal Desk
TSAFLN3672M	83	Kick Single-Pedestal Desk
TSAFLP3060	96	Kick Peninsula Worksurface
TSAFLP3060F	96	Kick Peninsula Worksurface
TSAFLP3060M	96	Kick Peninsula Worksurface
TSAFLP3072	96	Kick Peninsula Worksurface
TSAFLP3072F	96	Kick Peninsula Worksurface
TSAFLP3072M	96	Kick Peninsula Worksurface
TSAFLR2424	90	Kick Single-Pedestal Return
TSAFLR2424F	91	Kick Single-Pedestal Return
TSAFLR2424M	91	Kick Single-Pedestal Return
TSAFLR2430	90	Kick Single-Pedestal Return
TSAFLR2430F	91	Kick Single-Pedestal Return
TSAFLR2430M	91	Kick Single-Pedestal Return
TSAFLR2436	90	Kick Single-Pedestal Return
TSAFLR2436F	91	Kick Single-Pedestal Return
TSAFLR2436M	91	Kick Single-Pedestal Return
TSAFLR2442	90	Kick Single-Pedestal Return
TSAFLR2442F	91	Kick Single-Pedestal Return
TSAFLR2442M	91	Kick Single-Pedestal Return
TSAFLR2448	90	Kick Single-Pedestal Return
TSAFLR2448F	91	Kick Single-Pedestal Return
TSAFLR2448M	91	Kick Single-Pedestal Return
TSAFLR2454	90	Kick Single-Pedestal Return
TSAFLR2454F	91	Kick Single-Pedestal Return
TSAFLR2454M	91	Kick Single-Pedestal Return
TSAFLR2460	90	Kick Single-Pedestal Return
TSAFLR2460F	91	Kick Single-Pedestal Return
TSAFLR2460M	91	Kick Single-Pedestal Return
TSAFLT1836	91	Kick Single-Pedestal Return
TSAFLT1836F	91	Kick Single-Pedestal Return
TSAFLT1836M	91	Kick Single-Pedestal Return
TSAFLT1842	91	Kick Single-Pedestal Return
TSAFLT1842F	91	Kick Single-Pedestal Return
TSAFLT1842M	91	Kick Single-Pedestal Return
TSAFLT1848	91	Kick Single-Pedestal Return
TSAFLT1848F	91	Kick Single-Pedestal Return
TSAFLT1848M	91	Kick Single-Pedestal Return
TSAFLU1836	91	Kick Single-Pedestal Return
TSAFLU1836F	92	Kick Single-Pedestal Return
TSAFLU1836M	92	Kick Single-Pedestal Return
TSAFLU1842	91	Kick Single-Pedestal Return
TSAFLU1842F	92	Kick Single-Pedestal Return

Style Number	Page	Description	Style Number	Page	Description
TSAFLU1842M	92	Kick Single-Pedestal Return	TSAPG4224	25	Kick Glass Panel
TSAFLU1848	91	Kick Single-Pedestal Return	TSAPG4230	25	Kick Glass Panel
TSAFLU1848F	92	Kick Single-Pedestal Return	TSAPG4236	25	Kick Glass Panel
TSAFLU1848M	92	Kick Single-Pedestal Return	TSAPG4242	25	Kick Glass Panel
TSAFSD48	97	Kick FS MD OH Cab	TSAPG4248	25	Kick Glass Panel
TSAFSD60	97	Kick FS MD OH Cab	TSAPG4824	25	Kick Glass Panel
TSAFSD66	97	Kick FS MD OH Cab	TSAPG4830	25	Kick Glass Panel
TSAFSD72	97	Kick FS MD OH Cab	TSAPG4836	25	Kick Glass Panel
TSAFSS48	97	Kick FS MD OH Cab	TSAPG4842	25	Kick Glass Panel
TSAFSS60	97	Kick FS MD OH Cab	TSAPG4848	25	Kick Glass Panel
TSAFSS66	97	Kick FS MD OH Cab	TSAPG5424	25	Kick Glass Panel
TSAFSS72	97	Kick FS MD OH Cab	TSAPG5430	25	Kick Glass Panel
TSAFTB48	98	Kick FS MD Tkbd	TSAPG5436	25	Kick Glass Panel
TSAFTB60	98	Kick FS MD Tkbd	TSAPG5442	25	Kick Glass Panel
TSAFTB66	98	Kick FS MD Tkbd	TSAPG5448	25	Kick Glass Panel
TSAFTB72	98	Kick FS MD Tkbd	TSAPG6624	25	Kick Glass Panel
TSAPB120	42	Kick Connectors	TSAPG6630	25	Kick Glass Panel
TSAPB120P	42	Kick Connectors	TSAPG6636	25	Kick Glass Panel
TSAPBCOH	42	Kick Connector Pkg	TSAPG6642	25	Kick Glass Panel
TSAPBOM	43	Off-Mod Conn Univ	TSAPG6648	25	Kick Glass Panel
TSAPBOM24	43	Off-Mod Conn Panel	TSAPL4224	27	Kick Segmented Pnl
TSAPBOM30	43	Off-Mod Conn Panel	TSAPL4230	27	Kick Segmented Pnl
TSAPBOM36	43	Off-Mod Conn Panel	TSAPL4236	27	Kick Segmented Pnl
TSAPBOM42	43	Off-Mod Conn Panel	TSAPL4242	27	Kick Segmented Pnl
TSAPBOM48	43	Off-Mod Conn Panel	TSAPL4248	27	Kick Segmented Pnl
TSAPBOM60	43	Off-Mod Conn Panel	TSAPL4260	27	Kick Segmented Pnl
TSAPBWS66	42	Kick Connector Pkg	TSAPL4824	27	Kick Segmented Pnl
TSAPDSO6636	44	Kick Univ Sliding Pnl Dr	TSAPL4830	27	Kick Segmented Pnl
TSAPDSO6642	44	Kick Univ Sliding Pnl Dr	TSAPL4836	27	Kick Segmented Pnl
TSAPDSO7836	44	Kick Univ Sliding Pnl Dr	TSAPL4842	27	Kick Segmented Pnl
TSAPDSO7842	44	Kick Univ Sliding Pnl Dr	TSAPL4848	27	Kick Segmented Pnl
TSAPF4224	25	Kick Tack Acst Pnl	TSAPL4860	27	Kick Segmented Pnl
TSAPF4230	25	Kick Tack Acst Pnl	TSAPL5424	29	Kick Segmented Pnl
TSAPF4236	25	Kick Tack Acst Pnl	TSAPL5430	29	Kick Segmented Pnl
TSAPF4242	25	Kick Tack Acst Pnl	TSAPL5436	29	Kick Segmented Pnl
TSAPF4248	25	Kick Tack Acst Pnl	TSAPL5442	29	Kick Segmented Pnl
TSAPF4260	25	Kick Tack Acst Pnl	TSAPL5448	29	Kick Segmented Pnl
TSAPF4824	25	Kick Tack Acst Pnl	TSAPL5460	29	Kick Segmented Pnl
TSAPF4830	25	Kick Tack Acst Pnl	TSAPL6624	31	Kick Segmented Pnl
TSAPF4836	25	Kick Tack Acst Pnl	TSAPL6630	31	Kick Segmented Pnl
TSAPF4842	25	Kick Tack Acst Pnl	TSAPL6636	31	Kick Segmented Pnl
TSAPF4848	25	Kick Tack Acst Pnl	TSAPL6642	31	Kick Segmented Pnl
TSAPF4860	25	Kick Tack Acst Pnl	TSAPL6648	31	Kick Segmented Pnl
TSAPF5424	25	Kick Tack Acst Pnl	TSAPL6660	31	Kick Segmented Pnl
TSAPF5430	25	Kick Tack Acst Pnl	TSAPNL4224	36	Kick Laminate Panel Insert
TSAPF5436	25	Kick Tack Acst Pnl	TSAPNL4230	36	Kick Laminate Panel Insert
TSAPF5442	25	Kick Tack Acst Pnl	TSAPNL4236	36	Kick Laminate Panel Insert
TSAPF5448	25	Kick Tack Acst Pnl	TSAPNL4242	36	Kick Laminate Panel Insert
TSAPF5460	25	Kick Tack Acst Pnl	TSAPNL4248	36	Kick Laminate Panel Insert
TSAPF6624	25	Kick Tack Acst Pnl	TSAPNL4260	36	Kick Laminate Panel Insert
TSAPF6630	25	Kick Tack Acst Pnl	TSAPNL5424	36	Kick Laminate Panel Insert
TSAPF6636	25	Kick Tack Acst Pnl	TSAPNL5430	36	Kick Laminate Panel Insert
TSAPF6642	25	Kick Tack Acst Pnl	TSAPNL5436	36	Kick Laminate Panel Insert
TSAPF6648	25	Kick Tack Acst Pnl	TSAPNL5442	36	Kick Laminate Panel Insert
TSAPF6660	25	Kick Tack Acst Pnl	TSAPNL5448	36	Kick Laminate Panel Insert

Style Number Index, continued

Style Number	Page	Description
TSAPNL5460	36	Kick Laminate Panel Insert
TSAPNL6624	36	Kick Laminate Panel Insert
TSAPNL6630	36	Kick Laminate Panel Insert
TSAPNL6636	36	Kick Laminate Panel Insert
TSAPNL6642	36	Kick Laminate Panel Insert
TSAPNL6648	36	Kick Laminate Panel Insert
TSAPNL6660	36	Kick Laminate Panel Insert
TSAPP4224	25	Kick Perf Steel Pnl
TSAPP4230	25	Kick Perf Steel Pnl
TSAPP4236	25	Kick Perf Steel Pnl
TSAPP4242	25	Kick Perf Steel Pnl
TSAPP4248	25	Kick Perf Steel Pnl
TSAPP4824	25	Kick Perf Steel Pnl
TSAPP4830	25	Kick Perf Steel Pnl
TSAPP4836	25	Kick Perf Steel Pnl
TSAPP4842	25	Kick Perf Steel Pnl
TSAPP4848	25	Kick Perf Steel Pnl
TSAPP5424	25	Kick Perf Steel Pnl
TSAPP5430	25	Kick Perf Steel Pnl
TSAPP5436	25	Kick Perf Steel Pnl
TSAPP5442	25	Kick Perf Steel Pnl
TSAPP5448	25	Kick Perf Steel Pnl
TSAPP6624	25	Kick Perf Steel Pnl
TSAPP6630	25	Kick Perf Steel Pnl
TSAPP6636	25	Kick Perf Steel Pnl
TSAPP6642	25	Kick Perf Steel Pnl
TSAPP6648	25	Kick Perf Steel Pnl
TSAPR4224	35	Kick Panel Frame
TSAPR4230	35	Kick Panel Frame
TSAPR4236	35	Kick Panel Frame
TSAPR4242	35	Kick Panel Frame
TSAPR4248	35	Kick Panel Frame
TSAPR4260	35	Kick Panel Frame
TSAPR5424	35	Kick Panel Frame
TSAPR5430	35	Kick Panel Frame
TSAPR5436	35	Kick Panel Frame
TSAPR5442	35	Kick Panel Frame
TSAPR5448	35	Kick Panel Frame
TSAPR5460	35	Kick Panel Frame
TSAPR6624	35	Kick Panel Frame
TSAPR6630	35	Kick Panel Frame
TSAPR6636	35	Kick Panel Frame
TSAPR6642	35	Kick Panel Frame
TSAPR6648	35	Kick Panel Frame
TSAPR6660	35	Kick Panel Frame
TSAPS1224G	33	Kick Panel Stacker
TSAPS1224T	33	Kick Panel Stacker
TSAPS1230G	33	Kick Panel Stacker
TSAPS1230T	33	Kick Panel Stacker
TSAPS1236G	33	Kick Panel Stacker
TSAPS1236T	33	Kick Panel Stacker
TSAPS1242G	33	Kick Panel Stacker
TSAPS1242T	33	Kick Panel Stacker
TSAPS1248G	33	Kick Panel Stacker
TSAPS1248T	33	Kick Panel Stacker

Style Number	Page	Description
TSAPS1260G	33	Kick Panel Stacker
TSAPS1260T	33	Kick Panel Stacker
TSAPS1272G	33	Kick Panel Stacker
TSAPS1272T	33	Kick Panel Stacker
TSAPS1824G	33	Kick Panel Stacker
TSAPS1824T	33	Kick Panel Stacker
TSAPS1830G	33	Kick Panel Stacker
TSAPS1830T	33	Kick Panel Stacker
TSAPS1836G	33	Kick Panel Stacker
TSAPS1836T	33	Kick Panel Stacker
TSAPS1842G	33	Kick Panel Stacker
TSAPS1842T	33	Kick Panel Stacker
TSAPS1848G	33	Kick Panel Stacker
TSAPS1848T	33	Kick Panel Stacker
TSAPS1860G	33	Kick Panel Stacker
TSAPS1860T	33	Kick Panel Stacker
TSAPS1872G	33	Kick Panel Stacker
TSAPS1872T	33	Kick Panel Stacker
TSAPS2424G	33	Kick Panel Stacker
TSAPS2424T	33	Kick Panel Stacker
TSAPS2430G	33	Kick Panel Stacker
TSAPS2430T	33	Kick Panel Stacker
TSAPS2436G	33	Kick Panel Stacker
TSAPS2436T	33	Kick Panel Stacker
TSAPS2442G	33	Kick Panel Stacker
TSAPS2442T	33	Kick Panel Stacker
TSAPS2448G	33	Kick Panel Stacker
TSAPS2448T	33	Kick Panel Stacker
TSAPS2460G	33	Kick Panel Stacker
TSAPS2460T	33	Kick Panel Stacker
TSAPS2472G	33	Kick Panel Stacker
TSAPS2472T	33	Kick Panel Stacker
TSAPTC42	39	Kick Cor Trim Pkg
TSAPTC48	39	Kick Cor Trim Pkg
TSAPTC54	39	Kick Cor Trim Pkg
TSAPTC66	39	Kick Cor Trim Pkg
TSAPTCB5442	39	Kick Cor Trim Pkg
TSAPTCB6642	39	Kick Cor Trim Pkg
TSAPTCB6654	39	Kick Cor Trim Pkg
TSAPTCY12	40	Kick Vert Cor Trim
TSAPTCY18	40	Kick Vert Cor Trim
TSAPTCY24	40	Kick Vert Cor Trim
TSAPTCY42	40	Kick Vert Cor Trim
TSAPTCY48	40	Kick Vert Cor Trim
TSAPTCY54	40	Kick Vert Cor Trim
TSAPTCY6	40	Kick Vert Cor Trim
TSAPTCY66	40	Kick Vert Cor Trim
TSAPTE42	37	Kick Vert EOR Trim
TSAPTE48	37	Kick Vert EOR Trim
TSAPTE54	37	Kick Vert EOR Trim
TSAPTE60	37	Kick Vert EOR Trim
TSAPTE66	37	Kick Vert EOR Trim
TSAPTE72	37	Kick Vert EOR Trim
TSAPTE78	37	Kick Vert EOR Trim
TSAPTXC12	41	Kick Vert COH Trim

Style Number	Page	Description	Style Number	Page	Description
TSAPTXC18	41	Kick Vert COH Trim	TSAWHCC2442	57	Curved Corner Wksf
TSAPTXC24	41	Kick Vert COH Trim	TSAWHCC2448	57	Curved Corner Wksf
TSAPTXC6	41	Kick Vert COH Trim	TSAWHCC3048	57	Curved Corner Wksf
TSAPTXS12	38	Kick Vert COH Trim	TSAWHCF2436	56	Straight Corner Wksf
TSAPTXS18	38	Kick Vert COH Trim	TSAWHCF2442	56	Straight Corner Wksf
TSAPTXS24	38	Kick Vert COH Trim	TSAWHCF2448	56	Straight Corner Wksf
TSAPTXS36	38	Kick Vert COH Trim	TSAWHCF3048	56	Straight Corner Wksf
TSAPTXS6	38	Kick Vert COH Trim	TSAWHE2246	59	Ext Curved Corner Wksf
TSAPTXT12	38	Kick Vert COH Trim	TSAWHE2247	59	Ext Curved Corner Wksf
TSAPTXT18	38	Kick Vert COH Trim	TSAWHE2264	58	Ext Curved Corner Wksf
TSAPTXT24	38	Kick Vert COH Trim	TSAWHE2274	58	Ext Curved Corner Wksf
TSAPTXT36	38	Kick Vert COH Trim	TSAWHE2346	59	Ext Curved Corner Wksf
TSAPTXT6	38	Kick Vert COH Trim	TSAWHE2347	59	Ext Curved Corner Wksf
TSASHCL24	70	Kick Common Shelf	TSAWHE2364	58	Ext Curved Corner Wksf
TSASHCL30	70	Kick Common Shelf	TSAWHE2374	58	Ext Curved Corner Wksf
TSASHCL36	70	Kick Common Shelf	TSAWHE3246	59	Ext Curved Corner Wksf
TSASHCL42	70	Kick Common Shelf	TSAWHE3247	59	Ext Curved Corner Wksf
TSASHCL48	70	Kick Common Shelf	TSAWHE3264	58	Ext Curved Corner Wksf
TSASLCL24	70	Kick Common Shelf	TSAWHE3274	58	Ext Curved Corner Wksf
TSASLCL30	70	Kick Common Shelf	TSAWHE3346	59	Ext Curved Corner Wksf
TSASLCL36	70	Kick Common Shelf	TSAWHE3347	59	Ext Curved Corner Wksf
TSASLCL42	70	Kick Common Shelf	TSAWHE3364	58	Ext Curved Corner Wksf
TSASLCL48	70	Kick Common Shelf	TSAWHE3374	58	Ext Curved Corner Wksf
TSASUB24L	69	Kick Bin	TSAWHL2626	64	Linking Worksurface
TSASUB30L	69	Kick Bin	TSAWHL3232	64	Linking Worksurface
TSASUB36L	69	Kick Bin	TSAWHN50	63	Kick Spanner Wksf
TSASUB42L	69	Kick Bin	TSAWHN62	63	Kick Spanner Wksf
TSASUB48L	69	Kick Bin	TSAWHP3048	61	Peninsula Worksurface
TSASUB60L	69	Kick Bin	TSAWHP3060	61	Peninsula Worksurface
TSASUB72L	69	Kick Bin	TSAWHP3072	61	Peninsula Worksurface
TSASUBC24L	69	Kick Bin	TSAWHPA2448	62	Angled Peninsula Wksf
TSASUBC30L	69	Kick Bin	TSAWHPA3048	62	Angled Peninsula Wksf
TSASUBC36L	69	Kick Bin	TSAWHR1824	54	Straight Worksurface
TSASUBC42L	69	Kick Bin	TSAWHR1830	54	Straight Worksurface
TSASUBC48L	69	Kick Bin	TSAWHR1836	54	Straight Worksurface
TSASUBC60L	69	Kick Bin	TSAWHR1842	54	Straight Worksurface
TSASUBC72L	69	Kick Bin	TSAWHR1848	54	Straight Worksurface
TSATCANT	66	Kick Cantilever	TSAWHR1854	54	Straight Worksurface
TSATEP24	66	Kick On-Mod End Pnl	TSAWHR1860	54	Straight Worksurface
TSATEP24S	66	Kick On-Mod End Pnl	TSAWHR1866	54	Straight Worksurface
TSATEP30	66	Kick On-Mod End Pnl	TSAWHR1872	54	Straight Worksurface
TSATEP30S	66	Kick On-Mod End Pnl	TSAWHR2424	54	Straight Worksurface
TSATH2711	66	Kick H-Leg	TSAWHR2430	54	Straight Worksurface
TSATH2720	66	Kick H-Leg	TSAWHR2436	54	Straight Worksurface
TSATP27	66	Post Leg	TSAWHR2442	54	Straight Worksurface
TSATPL14	67	Support Plate	TSAWHR2448	54	Straight Worksurface
TSATPL20	67	Support Plate	TSAWHR2454	54	Straight Worksurface
TSATRC57	67	Reinforcing Channel	TSAWHR2460	54	Straight Worksurface
TSATRC72	67	Reinforcing Channel	TSAWHR2466	54	Straight Worksurface
TSATSIDE	67	Kick Bracket	TSAWHR2472	54	Straight Worksurface
TSATTIE	67	Tie Plates	TSAWHR3024	54	Straight Worksurface
TSAWHCC1836	57	Curved Corner Wksf	TSAWHR3030	54	Straight Worksurface
TSAWHCC1842	57	Curved Corner Wksf	TSAWHR3036	54	Straight Worksurface
TSAWHCC1848	57	Curved Corner Wksf	TSAWHR3042	54	Straight Worksurface
TSAWHCC2436	57	Curved Corner Wksf	TSAWHR3048	54	Straight Worksurface

Style Number Index, continued

Style Number	Page	Description
TSAWHR3054	54	Straight Worksurface
TSAWHR3060	54	Straight Worksurface
TSAWHR3066	54	Straight Worksurface
TSAWHR3072	54	Straight Worksurface
TSAWHT1636	65	Transaction Worksurface
TSAWHT1642	65	Transaction Worksurface
TSAWHT1648	65	Transaction Worksurface
TSAWHT1660	65	Transaction Worksurface
TSAWHV2424	64	Visitor Worksurface
TSAWHV2430	64	Visitor Worksurface
TSAWHV3024	64	Visitor Worksurface
TSAWHV3030	64	Visitor Worksurface
TSAWHX1236	55	Transition Worksurface
TSAWHX1242	55	Transition Worksurface
TSAWHX1248	55	Transition Worksurface
TSAWHX2136	55	Transition Worksurface
TSAWHX2142	55	Transition Worksurface
TSAWHX2148	55	Transition Worksurface
TSAWHX2336	55	Transition Worksurface
TSAWHX2342	55	Transition Worksurface
TSAWHX2348	55	Transition Worksurface
TSAWHX3236	55	Transition Worksurface
TSAWHX3242	55	Transition Worksurface
TSAWHX3248	55	Transition Worksurface
TSAWHY2436	60	120° Corner Worksurface
TSAWHY2442	60	120° Corner Worksurface
TSAWHY2448	60	120° Corner Worksurface
TSAWLCC1836	57	Curved Corner Wksf
TSAWLCC1842	57	Curved Corner Wksf
TSAWLCC1848	57	Curved Corner Wksf
TSAWLCC2436	57	Curved Corner Wksf
TSAWLCC2442	57	Curved Corner Wksf
TSAWLCC2448	57	Curved Corner Wksf
TSAWLCC3048	57	Curved Corner Wksf
TSAWLCF2436	56	Straight Corner Wksf
TSAWLCF2442	56	Straight Corner Wksf
TSAWLCF2448	56	Straight Corner Wksf
TSAWLCF3048	56	Straight Corner Wksf
TSAWLE2246	59	Ext Curved Corner Wksf
TSAWLE2247	59	Ext Curved Corner Wksf
TSAWLE2264	58	Ext Curved Corner Wksf
TSAWLE2274	58	Ext Curved Corner Wksf
TSAWLE2346	59	Ext Curved Corner Wksf
TSAWLE2347	59	Ext Curved Corner Wksf
TSAWLE2364	58	Ext Curved Corner Wksf
TSAWLE2374	58	Ext Curved Corner Wksf
TSAWLE3246	59	Ext Curved Corner Wksf
TSAWLE3247	59	Ext Curved Corner Wksf
TSAWLE3264	58	Ext Curved Corner Wksf
TSAWLE3274	58	Ext Curved Corner Wksf
TSAWLE3346	59	Ext Curved Corner Wksf
TSAWLE3347	59	Ext Curved Corner Wksf
TSAWLE3364	58	Ext Curved Corner Wksf
TSAWLE3374	58	Ext Curved Corner Wksf
TSAWLL2626	64	Visitor Worksurface

Style Number	Page	Description
TSAWLL3232	64	Visitor Worksurface
TSAWLN50	63	Kick Spanner Wksf
TSAWLN62	63	Kick Spanner Wksf
TSAWLP3048	61	Peninsula Worksurface
TSAWLP3060	61	Peninsula Worksurface
TSAWLP3072	61	Peninsula Worksurface
TSAWLPA2448	62	Angled Peninsula Wksf
TSAWLPA3048	62	Angled Peninsula Wksf
TSAWLR1824	54	Straight Worksurface
TSAWLR1830	54	Straight Worksurface
TSAWLR1836	54	Straight Worksurface
TSAWLR1842	54	Straight Worksurface
TSAWLR1848	54	Straight Worksurface
TSAWLR1854	54	Straight Worksurface
TSAWLR1860	54	Straight Worksurface
TSAWLR1866	54	Straight Worksurface
TSAWLR1872	54	Straight Worksurface
TSAWLR2424	54	Straight Worksurface
TSAWLR2430	54	Straight Worksurface
TSAWLR2436	54	Straight Worksurface
TSAWLR2442	54	Straight Worksurface
TSAWLR2448	54	Straight Worksurface
TSAWLR2454	54	Straight Worksurface
TSAWLR2460	54	Straight Worksurface
TSAWLR2466	54	Straight Worksurface
TSAWLR2472	54	Straight Worksurface
TSAWLR3024	54	Straight Worksurface
TSAWLR3030	54	Straight Worksurface
TSAWLR3036	54	Straight Worksurface
TSAWLR3042	54	Straight Worksurface
TSAWLR3048	54	Straight Worksurface
TSAWLR3054	54	Straight Worksurface
TSAWLR3060	54	Straight Worksurface
TSAWLR3066	54	Straight Worksurface
TSAWLR3072	54	Straight Worksurface
TSAWLT1636	65	Transaction Worksurface
TSAWLT1642	65	Transaction Worksurface
TSAWLT1648	65	Transaction Worksurface
TSAWLT1660	65	Transaction Worksurface
TSAWLV2424	64	Visitor Worksurface
TSAWLV2430	64	Visitor Worksurface
TSAWLV3024	64	Visitor Worksurface
TSAWLV3030	64	Visitor Worksurface
TSAWLX1236	55	Transition Worksurface
TSAWLX1242	55	Transition Worksurface
TSAWLX1248	55	Transition Worksurface
TSAWLX2136	55	Transition Worksurface
TSAWLX2142	55	Transition Worksurface
TSAWLX2148	55	Transition Worksurface
TSAWLX2336	55	Transition Worksurface
TSAWLX2342	55	Transition Worksurface
TSAWLX2348	55	Transition Worksurface
TSAWLX3236	55	Transition Worksurface
TSAWLX3242	55	Transition Worksurface
TSAWLX3248	55	Transition Worksurface

Style Number	Page	Description	Style Number	Page	Description
TSAWLY2436	60	120° Corner Worksurface	VWM18	217	AV Vertical Wire Manager
TSAWLY2442	60	120° Corner Worksurface	VWM41M	217	AV Vertical Wire Manager
TSAWLY2448	60	120° Corner Worksurface	VWM53M	217	AV Vertical Wire Manager
UADJ	180, 321	Univ Adj-Hgt Leg	VWM65M	217	AV Vertical Wire Manager
UADJ4	180, 321	Univ Adj-Hgt Leg	VWM80M	217	AV Vertical Wire Manager
UADJ4C	180, 321	Univ Adj-Hgt Leg			
UADJ4M	180, 321	Univ Adj-Hgt Leg			
UADJC	180, 321	Univ Adj-Hgt Leg			
UADJCOL	180, 321	Adjustable Column			
UCL	179, 320	Univ Dbl Post C-Leg			
UCOL	180, 321	Column			
UDPL	179, 320	Univ Dbl Post Leg			
UHDPL	179, 320	Univ Dbl Post Leg			
UHPL	179, 320	Univ Post Leg			
UJC2382R	172	Univ Jetty WS, Fr CD			
UJC2386R	172	Univ Jetty WS, Fr CD			
UJC2388R	172	Univ Jetty WS, Fr CD			
UJC3228L	172	Univ Jetty WS, Fr CD			
UJC3268L	172	Univ Jetty WS, Fr CD			
UJC3288L	172	Univ Jetty WS, Fr CD			
UJC3328L	172	Univ Jetty WS, Fr CD			
UJC3368L	172	Univ Jetty WS, Fr CD			
UJC3382R	172	Univ Jetty WS, Fr CD			
UJC3386R	172	Univ Jetty WS, Fr CD			
UJC3388L	172	Univ Jetty WS, Fr CD			
UJC3388R	172	Univ Jetty WS, Fr CD			
UNPL	179, 320	Univ Post Leg			
UNPL4	179, 320	Univ Post Leg			
UNPL4C	179, 320	Univ Post Leg			
UNPL4M	179, 320	Univ Post Leg			
UNPLC	179, 320	Univ Post Leg			
UPBC3060	171, 313	Univ Bullet Penn WS, CD			
UPL	179, 320	Univ Post Leg			
UPL4	179, 320	Univ Post Leg			
UPL4C	179, 320	Univ Post Leg			
UPL4M	179, 320	Univ Post Leg			
UPLC	179, 320	Univ Post Leg			
UVC2424L	175	Univ Visitor Wksf			
UVC2424R	175	Univ Visitor Wksf			
UVC2430L	175	Univ Visitor Wksf			
UVC2430R	175	Univ Visitor Wksf			
UVC2436L	175	Univ Visitor Wksf			
UVC2436R	175	Univ Visitor Wksf			
UVC2442L	175	Univ Visitor Wksf			
UVC2442R	175	Univ Visitor Wksf			
UVC2448L	175	Univ Visitor Wksf			
UVC2448R	175	Univ Visitor Wksf			
UVC3030L	175	Univ Visitor Wksf			
UVC3030R	175	Univ Visitor Wksf			
UVC3036L	175	Univ Visitor Wksf			
UVC3036R	175	Univ Visitor Wksf			
UVC3042L	175	Univ Visitor Wksf			
UVC3042R	175	Univ Visitor Wksf			
UVC3048L	175	Univ Visitor Wksf			
UVC3048R	175	Univ Visitor Wksf			

Trademark List

® The following are registered trademarks for products of Steelcase Inc. or one of its related corporate entities: 4 o'clock, 900 Series, à la carte, Airtouch, Ally, Amia, Answer, Archipelago, Avenir, Ballet, Bix, Brayton International, Cachet, Canopy, Canto, Chancellor, Coalesse, Confidante, Context, Convene, CopyCam, Criterion, Crushed Can, Currency, dash, Designtex, Details, Detour, Drive, Elective Elements, Ellipse, Ember Chrome, Emerge, E-Table 2, FYI, Garland, Gentry, Ginkgo Biloba, Groupwork, Ideo, Jacket, Jenny, Jersey, Kart, Kick, LaCosta, Leap, Let's B, LiveBack, Max-Stacker, media:scape, Metro, Migrations, Mitra, Montage, Nurture, Oriana, Parade, Pathways, PCT, Permiso, Player, PolyVision, Portal, Power Pincher, Progeny, Protégé, R2, Rally, Relevant, Reply, Rizzi Arc, Sensor, Series 9000, Siento, Sieste, Sine, Softcare, Springboard, Steelcase, Steelcase Design Partnership, Stella, Stow Davis, Swathmore, TeamWork, Technique, Texpress, Think, Thunder, Topo, Train, Turnstone, Underline, Unison, Vecta, Viridian, Walden, Wernld, and X-Stack.

® The following registered trademarks are under license from AWI Licensing Company, Dover, DE: SoundScapes, DuraBrite, BioBlock, and Armstrong.

® The following registered trademarks are under license from Byrne Electrical, Rockford, MI: Interport, Mini-Port, Axil Z, and Ellora.

® The following is a registered trademark of DuPont, Wilmington, DE: Corian.

® The following is a registered trademark of Genlyte Thomas Company, Louisville, KY: Lightolier.

® The following is a registered trademark of Hilti Corporation, FL-9494 Schaan, Principality of Liechtenstein: Hilti.

® The following is a registered trademark of Leviton Manufacturing Company, Little Neck, NY: Decora.

® The following is a registered trademark of Mechanical Plastics Corp, Elmsford, NY: Toggler.

® The following is a registered trademark of Microsoft Corporation, Redmond, WA: Microsoft.

® The following is a registered trademark of Panduit Corporation, Lockport, IL: Panduit.

® The following is a registered trademark of Trav (Press), Cuneo, Italy: Assisa.

® The following is a registered trademark of Virtual Ink, Boston, MA: mimioActive.

® The following registered trademarks are under license from Wilkhahn Furniture Products: Avera, Senzo, Versal, and Wilkhahn FS.

® The following is a registered trademark of Wilsonart International, Temple, TX: Chemsurf.

® The following is a registered trademark of Wiremold, West Hartford, CT: Wiremold.

® The following is a registered trademark of EMU Group S.P.A., Perugia, Italy: Emu.

™ The following are trademarks for products of Steelcase Inc. or one of its related corporate entities: Access, Active/Passive Shelf, Ainsley, Akira, Alcove, Alerion, aight, Amaris, American Elect, American Tradition, ap40, Arbor, Arriva, Asana, Ascot, Aspekt, Astor, Await, Bira, Bivi, Bottomline, Brody, Brook, Buoy, Burton, c:scape, Calla, Calm, Camber, Campfire, Capa, Cappuccino, Cesar, Chester, Chord, Circa, Clarendon, Classic Rectangular, cobi, Collaboration, Community, Company, Convey, Cortex, Coupe, Crea, Crew, Cura, Cypress, Davenport, Dearborn, Deck, Déjà, Denizen, Denska, Derby, Divisio, Donovan, Dune, Duo, e³, e³ ceramicsteel, e³ environmental ceramicsteel, Echo, Edge, Elсна, Empath, Empress, Enea, ēno, EnSync, Enviro, Escapade, Exchange, Exponents, Field, Flat Top, FlexFrame, Flip Top, Flute, Folio, FrameOne, FreeFlow, Frontier, Galilei, Gesture, Ginger, Ginkgo, Go Wall, Grip, Groove, Hatchback, Hawthorne, Hitch, Host Collection, Hosu, Huddleboard, i2i, Impact, Indy, InfoLink, IOS, I-Solve, Jack, Jarrah, Jetty, Juice, Kami, Kast, Kathryn, Lagunitas, Lark, L'Attitude, LearnLab, Leela, LessThanFive, Lincoln, Linden, LiveSeat, Loria, Lyric, Malibu, Malibu Too, Mansfield, Marathon, Martini, Mason, Masque, Migration, Millbrae, Mineral, Mingle, Mystic, Mystic Metal, Mystic Wood, Montara650, Montreal, Move, Nadia, Neighbor, nesso, Nickel, Nikko, Nod, Node, Norfolk, Ology, Ontrak, Oom, Opus, Orchid, Outlook Collection, Ovation, Paloma, Paperflo, Parliament, Pasio, Passerelle, Patriarch, Payback, Peek, Pile File, Pisa, Pool, Potrero415, PUCK, QiVi, Quba, Rave, Reed, Regard, Relay, Reunion, Ripple, Riser, Rocco, Rocky, RoomWizard, Runner, Satellite, Sawyer, ScapeSeries, Senti, Sentinel, Senza, Sequoia, Session, ShareLink, Shield, Shortcut, Sidewalk, Skylar, Slumber, Smoke, Snug, Soft Leaf, Sonata, Sorrel, SOTO, Stationkits, Stiletto, Surprise!, Switch, Symphony, Sync, TagWizard, Tava, TeamStudio, TeamTheater, Tenaro, Terrazzo, Theorem, Thread, Topaz, Touchdown, Tour, Tower Too, Trees, Trillium, Trolley, tX2, U-Free, Uno, V.I.A., Verb, Verge, Victor2, Visalia, Waldorf, Woodruff, Workspring, and X-tenz.

™ The following is a trademark of Microsoft Corporation, Redmond, WA: Windows.

™ The following is a trademark of Rodman Industries, Inc., Oconomowoc, WI: ResinCore1.

™ The following is a trademark of Ultrafabrics, LLC, Elmsford, NY: Ultraleather.

™ The following trademarks are under license from Wilkhahn Furniture products: Cana, Linus, Logon, Picto, Range, Stitz, Thema, Timetable, and Tubis.

™ The following is a trademark of MBDC, Charlottesville, VA: Cradle to Cradle and C2C.

™ The following trademarks are under license from Walter Knoll: Andoo, Bob, Lazlo, Lox, Ribbon, and Together.

™ The following trademarks are under license from PP Møbler: Bar and Flag Halyard.

™ The following trademarks are under license from Viccarbe: Davos, Holy Day, Last Minute, RS, and Wrapp.

™ The following trademarks are under license from Carl Hansen: Elbow, Paddle, Shell, Wing, and Wishbone.

™ The following trademarks are under license from Cambridge Sound Management, LLC, Cambridge, MA: QtPro Soundmasking, Qt Quiet Technology, and Sonet Qt.

™ The following is a trademark of Electri-Cable Assemblies, Shelton, CT: Interact.

Trademarks used here in are the property of Steelcase, Inc. or of their respective owners.