

Steelcase Retail Portfolio Specification Guide

Seating	3	Bivi	128
Desks		Campfire	167
Bivi Tables	76	Groupwork Mobile Screens	186
Currency	82	Groupwork Mobile Easel	190
Groupwork Table and Base	93	Details Worktools	
Tour	100	Eyesite Dual Display Support	191
Airtouch Adjustable-Height Worksurface	109	Slatwall	192
Walkstation and Sit-to-Walkstation	110	SOTO	193
Conference Tables		Details Products for use on Slatwall Tiles	198
Groupwork	112	Vertical Cable Manager	199
Occasional Tables		Organizational Tools	200
Jenny Occasional Tables	113	Lighting	
alight Occasional Tables	114	Personal Underline Task Light	206
Martini Table	115	Pisa Task Light	206
Campfire Personal Table	183	Dash Task Light	207
Campfire Paper Table	184	SOTO LED Light	207
Storage		Surface Materials	208
Workwall	116		
Bookcases	117		
Storage Cabinet	118		
Towers	119		
Storage Cabinet	120		
Mobile Pedestals	121		
Pile Files	126		
Shared HV Cabinet	127		

New for April:

Bivi Accessories



Assembly. Some products require customer assembly, others are not designed for consumer assembly and require professional mechanical installation. See the product pages to see if customer or professional installation is required.



Packaging. Many products ship via Federal Express when ordered in quantities of 4 or less. Products that ship via Federal Express in limited quantities are indicated on the product page with the box symbol at the left. Please contact your Customer Service Representative for details.

Pricing: All prices shown are list prices. All prices are U.S. price list 176. Prices vary by product line. Note that each product may be subject to different pricing terms and conditions. Please refer to your Steelcase agreement for discounts off list. Effective May 16, 2011. Updated April 2012.

Steelcase

turnstone.

details®

Seating

Work Chairs

Leap 462 Series	4
Think 465 Series	12
Amia 482 Series	20
Reply 466 Series	26
Criterion 453 Series	32
Crew	35
Jack Task Chairs	37
Uno	39

Executive

Leap 464 Series WorkLounge	42
Siento	45
Executive 319	47

Collaborative Seating

cobi 434 Series	50
i2i 416 Series	55

Multi-Use Chairs

Move 490 Series	58
Cachet 487 Series	66
Scoop	69
Crushed Can	70
Domino	71

Lounge Seating

Jenny Lounge	72
Lincoln Lounge	74
alight Lounge	75
i2i 416 Series	55

Leap 462 Series Steelcase

Leap is a high performance chair for customers who place the highest value on ergonomics, health, and productivity.

Outer back and outer seat are plastic.

LiveBack moves with the shape of the user's spine as sitting positions change.

Lumbar height adjusts 5" to provide additional lower back support. It is standard on all chairs, but may be omitted.

Arm height can adjust independently within a 4" range to help relieve upper back and shoulder fatigue.

Seat depth adjusts within a 3" range to accommodate users of varying leg lengths. Seat depth is standard on all models.

Five-arm base is available in plastic or polished aluminum.

Casters have hard, dual-wheels that roll smoothly on carpets. They are 2½" for increased mobility. Soft, dual-wheel casters are available for use on hard floors or chair mats. Stools are standard with 2" hard casters. Soft casters are available as an option.

Arm depth can retract 3" to allow user to get closer to worksurface and into tight corners.

Arm width can adjust 4½" overall to provide forearm support.

Arm caps can pivot 30° in and out to accommodate individual user preferences.

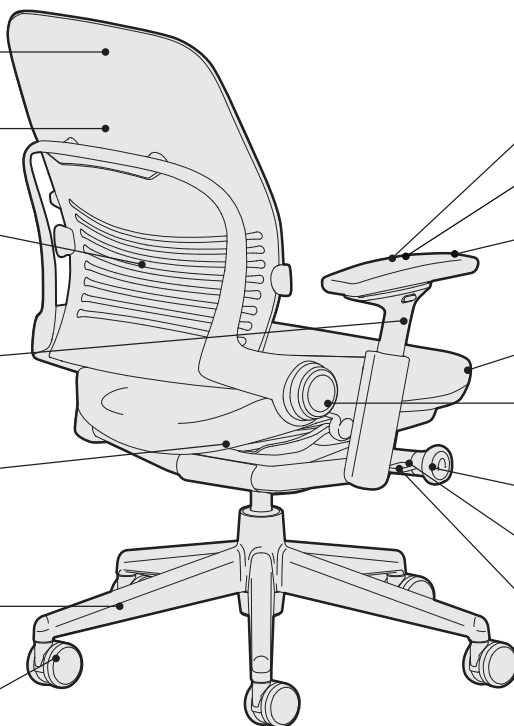
Passive seat edge angle allows the front edge of the seat to flex 1½" to relieve pressure under the user's thighs.

Lower back firmness changes the amount of firmness user feels in lower back. Requires only two complete turns.

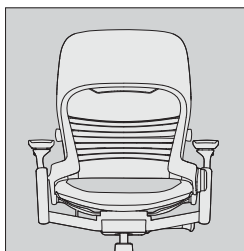
Upper back force requires only five complete turns and accommodates a broader range of users by allowing user to change the rate of increase in force as the user reclines.

Variable back stop with five positions is standard.

Seat height adjusts within a 5" range with a pneumatic adjustment mechanism. A 7" range is available as an option. Stools have an 8" range.

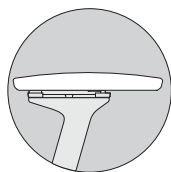


Product Details



Parallel slats in back shell provide extensive flexibility to allow back to conform to individual users.

Leap Plus offers the benefits and functionality of the standard Leap chair, including LiveBack Technology, to users weighing up to 500 pounds.



Rectilinear arms with soft caps are standard.

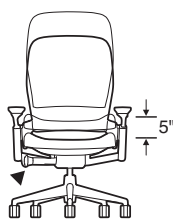
Models are standard with adjustable seats that include seat depth and passive seat edge angle.

Adjustability instructions are included with every chair. Fully adjustable arm models include instructions under the arm cap. Instructions can also be found at steelcase.com.

Controls under the seat include tactile braille designators.

Adjustment Features

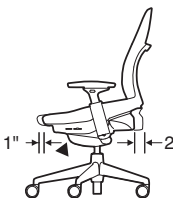
Seat Adjustments



Seat height adjusts pneumatically. To lower, hold handle up while seated. To raise, hold handle up and keep your weight off the chair. Range of adjustability is 5" from 15½"H to 20½"H, and is standard on work chairs. An 8" range of adjustability (22"H to 30"H) is available on stools.

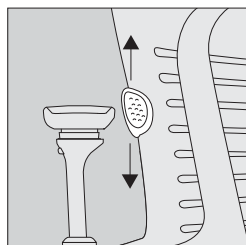


Passive seat edge angle flexes 1½", relieving pressure under the user's thighs. This feature is standard on all work chairs and stools.

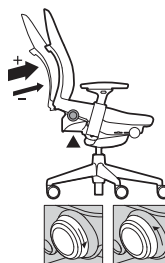


Seat depth adjusts 3" (15¾"-18¾") by pulling handle up. Slide seat forward or back to accommodate various leg lengths. Release handle to lock. This feature is standard on work chairs and stools. Seat depth adjustment range for Leap Plus is 2" (16¾"-18¾").

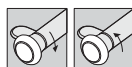
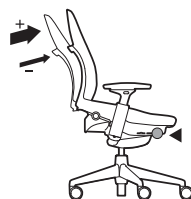
Back Adjustments



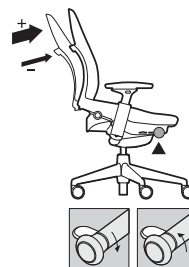
Lumbar height adjusts 5" (5¼" to 10¼" from seat, 6½" to 11½" on Plus chairs) by grabbing exposed tabs and sliding the lumbar support up or down. This feature is standard on work chairs and stools, but may be omitted.



Lower back firmness adjusts by turning knob two complete turns. Forward increases firmness. Backward decreases firmness. This feature is standard on work chairs and stools.



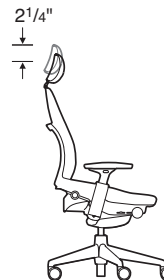
Upper back force adjusts by turning knob five complete turns. Turn knob forward to increase rate of tension; backward to decrease. This feature is standard on work chairs and stools.



Variable back stop.

Rotate handle up or down to set recline angle. Lean back to desired back angle. Five stops are available. This feature is standard on work chairs and stools.

Tip: To stop in upright position, remove weight from back and rotate lever up.

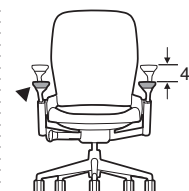


Headrest (option)

adjusts 2¼" vertically and adds 6¾" to 9" to the overall height. Plastic shell on the headrest is available in black only. Upholstery is available to match the seat material or black vinyl only. Headrest is not available on stools, Plus models, or when fire code option (FCS) is selected.

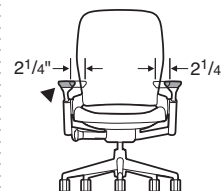
Arm Adjustments

Rectilinear height-, width-, pivot-, and depth-adjustable arms come standard on all arm models of chairs and stools.



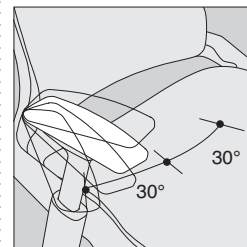
Arm height adjusts

independently within a range of 4" (7"-11" from the seat, 7¼"-11¼" on Plus models). Push button on outside and under arm cap in while moving arms up or down. Releasing buttons locks arms in position.



Arm width adjusts 2¼"

each independently on chairs with this option. Grasp arm and move in or out.



Arms pivot in and out 30° independently on models with adjustable-width arms. Grasp arm and push front to left or right.

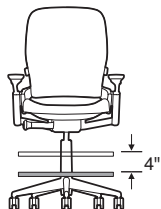


Arm depth adjusts approximately 3" to enable user to get closer to worksurface.

Other Features



Armless models are also available.



Foot ring height on stools adjusts by first lifting ring and rotating it counter-clockwise to unlock it. Then raise or lower ring up to 4" to desired position before rotating it clockwise to lock it.

Soft-wheel casters for hard floors are available for specific applications.



Leap Work Chair
Adjustable Seat Depth
with Arm Height

Leap Stool
Adjustable Seat Depth
with Arm Height

Leap Plus
Work Chairs
with Arm Height

Overall depth	21 ³ / ₄ "–24 ³ / ₄ "	21 ³ / ₄ "–24 ³ / ₄ "	21 ³ / ₄ "–24 ³ / ₄ "
Width	27"	27"	31 ³ / ₄ "
Height	38 ¹ / ₂ "–43 ¹ / ₂ "	46"–54"	38 ³ / ₄ "–42 ¹ / ₂ "
Seat depth	19"	19"	20 ¹ / ₂ "
Functional seat depth	15 ³ / ₄ "–18 ³ / ₄ "	15 ³ / ₄ "–18 ³ / ₄ "	16 ³ / ₄ "–18 ³ / ₄ "
Seat width	19 ¹ / ₄ "	19 ¹ / ₄ "	22 ³ / ₄ "
Seat height from floor	15 ¹ / ₂ "–20 ¹ / ₂ "	22"–30"	15 ¹ / ₂ "–19 ¹ / ₂ "
Back width	18"	18"	20"
Back height from seat	25"	25"	24 ¹ / ₂ "
Back lumbar height	5 ¹ / ₄ "–10 ¹ / ₄ "	5 ¹ / ₄ "–10 ¹ / ₄ "	6 ¹ / ₂ "–11 ¹ / ₂ "
Lumbar flex zone	5 ¹ / ₄ "–10 ¹ / ₄ "	5 ¹ / ₄ "–10 ¹ / ₄ "	11 ¹ / ₄ "–16 ¹ / ₄ "
Width between arms	12 ³ / ₄ "–20"***	12 ³ / ₄ "–20"***	17 ¹ / ₂ "–24 ³ / ₄ "***
Arm to floor	22"–31"	29"–41"	22"–30"
Arm height from seat	7"–11"	7"–11"	7 ¹ / ₄ "–11 ¹ / ₄ "
Arm cap pivot range	30°	30°	30°
Seat pan angle	-1° to 3°	-1° to 3°	4.4° (fixed)
Angle between seat and back	96° to 120°	96° to 120°	97° to 114°
Headrest height adjustment range	2 ¹ / ₄ "	N.A.	N.A.

****Arm width adjustment**

is 15"–20, (19³/₄" - 24³/₄" for Leap Plus).
Arm pivot adjustment adds 2¹/₄" to
the minimum width providing
a total of 12³/₄"–20" of width
between the arms.

Dimensions are measured
with BIFMA CMD (chair-
measuring device).

Leap 462 Series Work Chairs and Stools Steelcase

Standard Includes	Required to Specify
<ul style="list-style-type: none"> • Upper back force • 5" on work chairs and 8" on stools pneumatic seat-height adjustment • Variable back stop • Lower back firmness • Rectilinear independent height-, width-, pivot-, and depth-adjustable arms and soft arm caps, if selected: black plastic • Frame, seat shell, outer back, and five-arm base: plastic • 3" seat depth adjustment • Passive seat edge angle • Adjustable lumbar • Standard upholstery design • 2½"-diameter, hard-composition, dual-wheel casters: black • On stools - column and 4" adjustable foot ring: black • Shipped fully assembled 	<ol style="list-style-type: none"> 1 Style number 2 Plastic color for frame, seat shell, outer back, and base 3 Fabric color number for upholstery on seat and back 4 Options, if selected (see below) ▶ See <i>Surface Materials</i>, page 208.



	Options	U.S. List Price	MAP	Required to Specify
Surface Materials	Platinum <ul style="list-style-type: none"> • On frame, base, arm retainer, and outer back 	+\$ 80	+\$ 75	Specify with 6249 Platinum.
Arms	<ul style="list-style-type: none"> • Armless 	-\$259	-\$120	Specify without arms.
Headrest	<ul style="list-style-type: none"> • Headrest 	+\$212	+\$150	Specify with headrest.
Casters	<ul style="list-style-type: none"> • Soft, dual-wheel casters for use on hard floors 	+\$ 22	+\$ 15	Specify with soft casters.

Specification Information				
Description	Style Number	U.S. Base List Price	MAP	Upholstery

Work Chairs

Value package - no options. Black plastic only	LEAPV2	\$1352	\$ 889	Buzz2
Upholstered seat and back.	46216179	\$1416	\$ 889	Buzz2
		\$1439	\$ 889	Cogent: Connect
Upholstered seat and back. Polished aluminum ribbon back frame, base and casters.	46216179C	\$1846	\$1209	Buzz2
		\$1869	\$1219	Cogent: Connect
Leather seat and back.	46216179S	\$2058	\$1359	Steelcase Leather
		\$2158	\$1359	Elmosoft Leather
		\$1736 + leather \$	\$ 889 + leather \$	COL
Leather seat and back. Polished aluminum ribbon back frame, base and casters.	46216179CS	\$2488	\$1669	Steelcase Leather
		\$2588	\$1709	Elmosoft Leather
		\$2166 + leather \$	\$1209 + leather \$	COL

▶ **Specification Information, continued on next page**



► Specification Information, continued from previous page

Specification Information

Description	Style Number	U.S. Base List Price	MAP	Upholstery
.
.
.

Work Chairs, Continued

Upholstered seat and 3D Knit back.	46216189	\$1470 \$1480	\$ 959 \$ 964	Buzz2 Cogent: Connect
Upholstered seat and 3D Knit back. Polished aluminum ribbon back frame, base and casters.	46216189C	\$1900 \$1910	\$1269 \$1274	Buzz2 Cogent: Connect
Leather seat and 3D Knit back.	46216189S	\$1790 \$1839 \$1630 + leather \$	\$1169 \$1219 \$ 959 + leather \$	Steelcase Leather Elmosoft Leather COL
Leather seat and 3D Knit back. Polished aluminum ribbon back frame, base and casters.	46216189CS	\$2220 \$2269 \$2060 + leather \$	\$1469 \$1519 \$1269 + leather \$	Steelcase Leather Elmosoft Leather COL
.

Stools

Upholstered seat and back.	46267179	\$1632	\$1049	Buzz2
Leather seat and back.	46267179S	\$2274 \$2374 \$1952 + leather \$	\$1509 \$1559 \$1049 + leather \$	Steelcase Leather Elmosoft Leather COL
.



Tip: The polished aluminum package is not available on stools, armless chairs, and Plus models.

Leap Plus 462 Series Work Chairs **Steelcase**



Standard Includes

- Upper back force
- 4" pneumatic seat-height adjustment
- Variable back stop
- Lower back firmness
- Rectilinear independent height-, width-, pivot-, and depth-adjustable arms and soft arm caps, if selected: black plastic
- Frame, seat shell, outer back, and five-arm base: plastic
- 2" seat depth adjustment
- Adjustable lumbar
- Standard upholstery design: fabric price group 1
- 2½"-diameter, hard-composition, dual-wheel casters: black
- Shipped fully assembled

Required to Specify

- 1 Style number
 - 2 Plastic color for frame, seat shell, outer back, and base
 - 3 Fabric color number for upholstery on seat and back
 - 4 Options, if selected (see below)
- See *Surface Materials*, page 208.

	Options	U.S. List Price	MAP	Required to Specify
Surface Materials	Platinum <ul style="list-style-type: none"> • On frame, base, arm retainer, and outer back 	+\$ 80	+\$ 75	Specify <i>with 6249 Platinum</i> .
Arms	<ul style="list-style-type: none"> • Armless 	-\$259	-\$120	Specify <i>without arms</i> .
Casters	<ul style="list-style-type: none"> • Soft, dual-wheel casters for use on hard floors 	+\$ 22	+\$ 15	Specify <i>with soft casters</i> .

Specification Information

Description	Style Number	U.S. Base List Price	MAP	Upholstery
Upholstered seat and back	46296179	\$2130 \$2153	\$1419 \$1429	Buzz2 Cogent: Connect
Leather seat and back	46296179S	\$2772 \$2872 \$2450 + leather \$	\$1879 \$1929 \$1629 + leather \$	Steelcase Leather Elmosoft Leather COL
:	:	:	:	:

Think 465 Series Steelcase

Think is for performance based customers who are seeking a progressive aesthetic, intuitive ease of use, and the strongest environmental attributes.

Back frame and seat shell are plastic.

Arm caps can pivot independently 30° in and 30° out to accommodate individual user preferences.

Lumbar height adjusts over 4 1/4" to provide additional lower back support and is available as an option.

Your Preference back control provides four settings for the user's personal preference and work style.

Seat height adjusts within a 5" range with a pneumatic adjustment mechanism. A 4" range is available as an option. Stools have a 10" range.

Casters have hard, dual-wheels that roll smoothly on carpets. They are 2 1/2" for increased mobility. Soft, dual-wheel casters are available as an option for use on hard floors or chair mats.

Arm width adjust 4 1/2" overall to support forearms in neutral position.

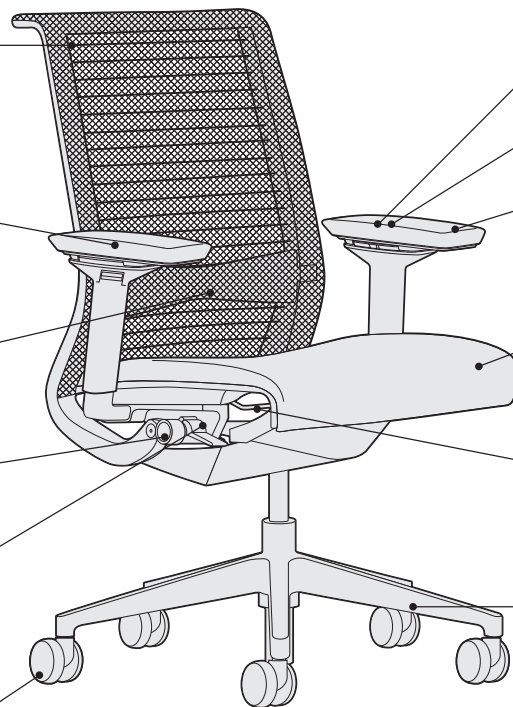
Arm height can adjust independently within a 4" range to help relieve upper back and shoulder fatigue.

Arm depth can retract 3" to allow user to get closer to the worksurface and into tight corners.

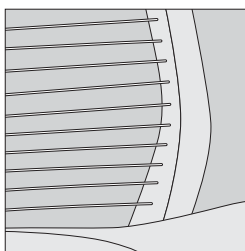
Passive seat edge angle allows the front edge of the seat to flex 1 1/2" to relieve pressure under the user's thighs.

Seat depth adjusts within a 2" range to accommodate users of varying leg lengths.

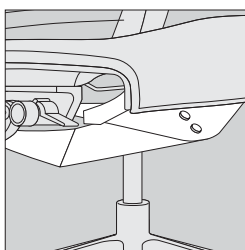
Five-arm base is available in plastic or polished aluminum.



Product Details



Your Profile seat and back have flexors that dynamically and independently follow the movements of the user.



Weight-activated mechanism with a natural fluid motion that keeps users oriented to their work.

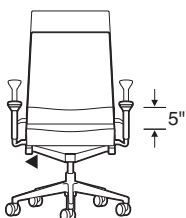


Your Preference back control has four settings that allow for the user's personal preference and work style.

Chairs are available with-out arms, with fixed arms, or with height-, width-, pivot-, and depth-adjustable arms.

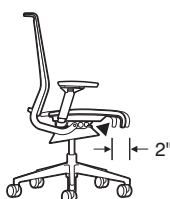
Adjustment Features

Seat Adjustments



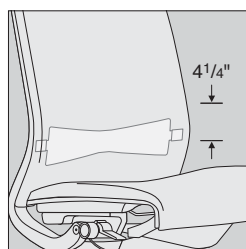
Seat height adjusts pneumatically. To lower, hold handle up while seated. To raise, hold handle up and keep your weight off the chair. Standard range of adjustability is 5" from 16"H to 21"H. A 4" range of adjustability (15"H to 19"H) is available as an option. A 10" range of adjustability (22³/₄"H to 32³/₄"H) is available on stools.

Passive seat edge angle relieves pressure under the user's thighs. The combination of seat flexors with a passive front seat edge helps properly support the angle of the user's leg and thigh without compromising pelvic support. The front seat edge angle flexes 1¹/₂".



Seat depth adjusts 2" (15"-17") by pulling handle up. Slide seat forward or back to accommodate various leg lengths. Release handle to lock.

Back Adjustments



Lumbar height (option) adjusts 4¹/₄" (6" to 10¹/₄" from seat) by grabbing exposed tabs and sliding the lumbar support up or down. Available as an option on work chairs and stools.



Weight-activated setting

Boosted setting



Mid-stop recline setting

Upright setting

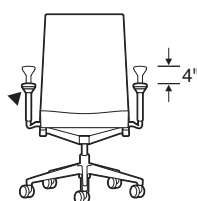
Your Preference™ control has four settings: (1) weight-activated setting; (2) boosted setting that has approximately 20% more resistance than your body is providing; (3) mid-stop recline setting; and (4) an upright setting.



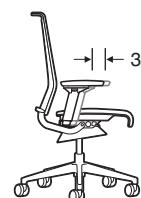
Headrest (option) adjusts 4" vertically and 2¹/₂" horizontally (front to back) to support the head and neck of the user in both upright and recline postures. Whether ordered initially or at a later date, the headrest ships in its own carton and must be field-installed.

Arm Adjustments

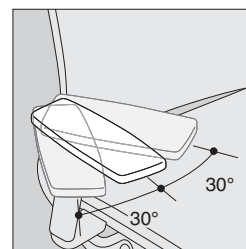
Height-, width-, pivot-, and depth-adjustable arms come standard on all arm models of chairs. Fixed arms are an option. Also available armless.



Arm height adjusts independently within a range of 4" (7"-11" from the seat). Push button on outside and under arm cap in while moving arms up or down. Releasing buttons locks arms in position.



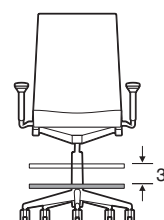
Arm depth adjusts by sliding armcaps back 3". Friction-fit mechanism keeps arms in position.



Arms pivot independently, 30° inward and outward.

Arm width can be adjusted 2¹/₄" each, 4¹/₂" overall. Grasp arm cap and move in or out.

Other Features



Foot ring height on stools adjusts by first lifting ring and rotating it counter-clockwise to unlock. Then raise or lower ring to desired position before rotating it clockwise to lock. The foot ring has a diameter of 20".

Soft dual-wheel roll-control casters feature an internal brake that activates when the chair is not under load to reduce shifting when user stands up.

Think 465 Series Dimensions **Steelcase**



**Work Chair
with Arms**



**Work Chair
without Arms**



Stool with Arms



Stool without Arms

Overall depth	23"-25"	23"-25"	23"-25"	23"-25"
Width	27"	27"	27"	27"
Height	37 ¹ / ₈ "-41 ³ / ₄ "	37 ¹ / ₈ "-41 ³ / ₄ "	43 ³ / ₄ "-53 ¹ / ₂ "	43 ³ / ₄ "-53 ¹ / ₂ "
Seat depth	18 ¹ / ₂ "	18 ¹ / ₂ "	18 ¹ / ₂ "	18 ¹ / ₂ "
Functional seat depth	15"-17"	15"-17"	15"-17"	15"-17"
Seat width	19 ³ / ₄ "	19 ³ / ₄ "	19 ³ / ₄ "	19 ³ / ₄ "
Seat height from floor	16"-21"	16"-21"	22 ³ / ₄ "-32 ³ / ₄ "	22 ³ / ₄ "-32 ³ / ₄ "
Back width	19"	19"	19"	19"
Back height from seat	22 ³ / ₄ "	22 ³ / ₄ "	22 ³ / ₄ "	22 ³ / ₄ "
Lumbar height from seat	6"-10 ¹ / ₄ "	6"-10 ¹ / ₄ "	6"-10 ¹ / ₄ "	6"-10 ¹ / ₄ "
Width between adjustable arms	15 ¹ / ₄ "-19 ³ / ₄ "	N.A.	15 ¹ / ₄ "-19 ³ / ₄ "	N.A.
Width between fixed arms	19"	N.A.	19"	N.A.
Arm to floor	23"-32"	N.A.	29 ³ / ₄ "-39 ¹ / ₂ "	N.A.
Arm height from seat	7"-11"	N.A.	7"-11"	N.A.
Arm height from seat for fixed arms	10 ¹ / ₂ "	N.A.	10 ¹ / ₂ "	N.A.
Arm cap pivot range	30° inward and outward	N.A.	30° inward and outward	N.A.
Angle between seat and back	94° to 115°	94° to 115°	94° to 115°	94° to 115°
Seat pan angle	-3° to 2°	-3° to 2°	-3° to 2°	-3° to 2°
Headrest height adjustment range	4"	4"	4"	4"
Headrest depth adjustment range	2 ¹ / ₂ "	2 ¹ / ₂ "	2 ¹ / ₂ "	2 ¹ / ₂ "

Think 465 Series Work Chairs Steelcase

Standard Includes	Required to Specify
<ul style="list-style-type: none"> • 5" pneumatic seat-height adjustment (16"–21") • Your Preference control • Seat edge angle • Frame, seat shell, and five-arm: plastic base • 2" seat depth adjustment • Height-, width-, pivot-, and depth-adjustable arms, if selected • 2½"-diameter, hard-composition, dual-wheel casters: black • Ships fully assembled 	<ul style="list-style-type: none"> 1 Style number 2 Plastic color for frame, seat shell, and base 3 3D Knit color for back, if selected 4 Fabric color number for upholstery on seat or seat and back 5 Options, if selected (see below) ▶ See <i>Surface Materials</i>, page 208.



Tip: Headrest ships separately.

	Options	U.S. List Price	MAP	Required to Specify
Surface Materials	Platinum <ul style="list-style-type: none"> • On frame, base and arm retainer 	+\$ 80	+\$ 50	Specify with 6249 Platinum.
Arms	<ul style="list-style-type: none"> • Fixed arms 	–\$ 91	–\$ 70	Specify with fixed arms.
Base	<ul style="list-style-type: none"> • Polished aluminum base 	+\$130	+\$100	Specify with aluminum base.
Headrest	<ul style="list-style-type: none"> • Headrest 	+\$159	+\$150	Specify with headrest.
Lumbar Height	<ul style="list-style-type: none"> • 4¼" travel for additional lumbar support 	+\$ 53	+\$ 30	Specify with adjustable lumbar height.
Casters	<ul style="list-style-type: none"> • Soft, dual-wheel roll-control casters for use on hard floors 	+\$ 22	+\$ 15	Specify with soft roll-control casters.

Specification Information				
Description	Style Number	U.S. Base List Price	MAP	Upholstery

Work Chair with Arms

Chair with 3D Knit and standard upholstery	46543100	\$1112 \$1122	\$ 779 \$ 784	3D Knit and Buzz2 3D Knit and Cogent: Connect
Chair with 3D Knit and sewn upholstery	46542100	\$1149 \$1159 \$1304	\$ 819 \$ 824 \$1099	3D Knit and Buzz2 3D Knit and Cogent: Connect 3D Knit and Leather
Chair with standard upholstery	46540100	\$1058 \$1081	\$ 749 \$ 759	Buzz2 Cogent: Connect
Chair with leather upholstery	46541100S	\$1431 \$1478 \$1128 + leather \$	\$ 999 \$1049 \$ 749 + leather \$	Leather Elmosoft Leather COL

▶ Specification Information, continued on next page



► Specification Information, continued from previous page

Specification Information

Description	Style Number	U.S. Base List Price	MAP	Upholstery
Work Chair without Arms				
Chair with 3D Knit and Standard Upholstery	46543000	\$ 878 \$ 888	\$669 \$674	3D Knit and Buzz2 3D Knit and Cogent: Connect
Chair with 3D Knit and sewn upholstery	46542000	\$ 915 \$ 925 \$1070	\$699 \$704 \$849	3D Knit and Buzz2 3D Knit and Cogent: Connect 3D Knit and Leather
Chair with Standard Upholstery	46540000	\$ 824 \$ 847	\$629 \$639	Buzz2 Cogent: Connect
Chair with Leather Upholstery	46541000S	\$1197 \$1244 \$ 894 + leather \$	\$869 \$869 \$629 + leather \$	Leather Elmosoft Leather COL
:	:	:	:	:



Think 465 Series Stools Steelcase

Standard Includes	Required to Specify
<ul style="list-style-type: none"> 10" pneumatic seat-height adjustment (22³/₄"–32³/₄") Your Preference control Seat edge angle Frame, seat shell, and five-arm base: black plastic 2" seat depth adjustment Height-, width-, pivot-, and depth-adjustable arms, if selected Column and adjustable foot ring: black 2¹/₂"-diameter, hard-composition, dual-wheel casters: black Shipped fully assembled 	<ul style="list-style-type: none"> 1 Style number 2 3D Knit color number for back, if selected 3 Fabric color number for upholstery on seat and back, if selected 4 Options, if selected (see below) ▶ See <i>Surface Materials</i>, page 208.

	Options	U.S. List Price	MAP	Required to Specify
Surface Materials	Platinum <ul style="list-style-type: none"> On frame, base and arm retainer 	+\$ 80	+\$ 50	Specify with 6249 Platinum.
Arms (on stools with arms)	<ul style="list-style-type: none"> Fixed arms 	–\$ 91	–\$ 70	Specify with fixed arms.
Base	<ul style="list-style-type: none"> Aluminum base 	+\$130	+\$100	Specify with aluminum base.
Headrest	<ul style="list-style-type: none"> Headrest 	+\$159	+\$150	Specify with headrest.
Lumbar Height	<ul style="list-style-type: none"> 4" travel for additional lumbar support 	+\$ 53	+\$ 30	Specify with adjustable lumbar height.
Casters	<ul style="list-style-type: none"> Soft, dual-wheel roll-control casters for use on hard floors 	+\$ 22	+\$ 15	Specify with soft roll-control casters.

Tip: Headrest ships separately.

Specification Information				
Description	Style Number	U.S. Base List Price	MAP	Upholstery

Stools with Arms

Stool with 3D Knit and standard upholstery	46533100	\$1340 \$1350	\$ 939 \$ 944	3D Knit and Buzz2 3D Knit and Cogent: Connect
Stool with 3D Knit and sewn upholstery	46532100	\$1377 \$1387 \$1532	\$ 969 \$ 974 \$1199	3D Knit and Buzz2 3D Knit and Cogent: Connect 3D Knit and Leather
Stool with standard upholstery	46530100	\$1286 \$1309	\$ 899 \$ 909	Buzz2 Cogent: Connect
Stool with leather upholstery	46531100S	\$1659 \$1706 \$1356 + leather \$	\$1149 \$1149 \$ 899 + leather \$	Leather Elmosoft Leather COL

▶ **Specification Information, continued on next page**



► Specification Information, continued from previous page

Specification Information

Description	Style Number	U.S. Base List Price	MAP	Upholstery
Stools without Arms				
Stool with 3D Knit and standard upholstery	46533000	\$1106 \$1116	\$ 819 \$ 824	3D Knit and Buzz2 3D Knit and Cogent: Connect
Stool with 3D Knit and sewn upholstery	46532000	\$1143 \$1153 \$1308	\$ 849 \$ 854 \$1129	3D Knit and Buzz2 3D Knit and Cogent: Connect 3D Knit and Leather
Stool with standard upholstery	46530000	\$1052 \$1075	\$ 779 \$ 789	Buzz2 Cogent: Connect
Stool with leather upholstery	46531000S	\$1425 \$1472 + leather \$ \$1122 + fabric \$	\$1029 \$1029 \$ 779 + leather \$	Leather Elmosoft Leat COL
:	:	:	:	:



Amia 482 Series Steelcase

Amia is for customers that value Alive seating principles and want a good ergonomic chair at a value price point.

Outer back and outer seat are plastic.

LiveLumbar system offers a dialed in spring force in the lumbar region that actively supports the lower back.

Arm height can adjust independently within a 4" range to help relieve upper back and shoulder fatigue.

Seat depth adjusts within a 3" range. Seat depth is standard on all models.

Five-arm base is standard.

Casters have hard, dual-wheels that roll smoothly on carpets. They are 2½" for increased mobility. Soft, dual-wheel casters are available for use on hard floors or chair mats. Stools are standard with 2" hard casters. Soft casters are available as an option.

Arm depth can be adjusted approximately 3", enabling individuals to get closer to their work.

Arm width can adjust 4½" overall to provide forearm support.

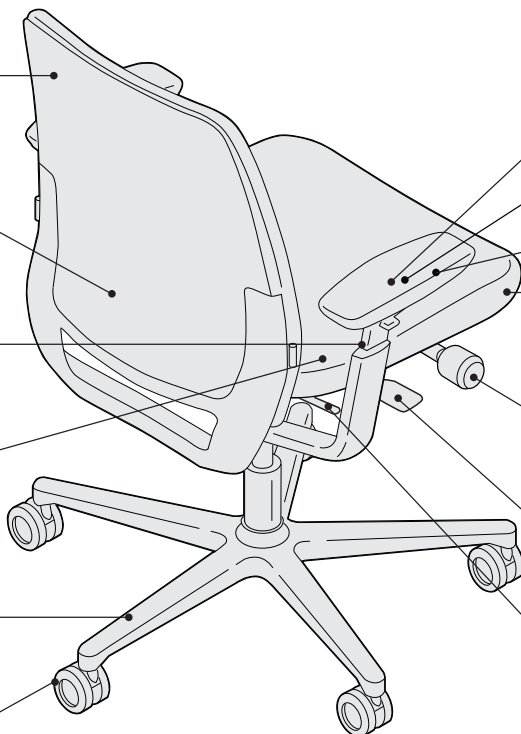
Arm caps can pivot 30° in and out to accommodate individual user preferences.

Passive seat edge angle allows the front edge of the seat to flex 1½", relieving pressure behind the thighs.

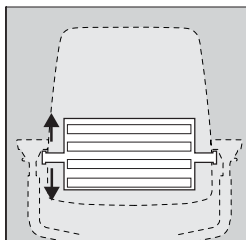
Back tension accommodates a broader range of users by allowing user to change the rate of increase, or decrease, in force as the user reclines.

Seat height adjusts within a 5" range with a pneumatic adjustment mechanism. Stools have an 8" range.

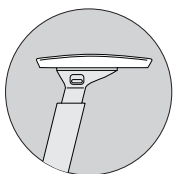
Upright back lock allows the user to lock the back in a full upright position, or release it for full-tilt motion.



Product Details



LiveLumbar system allows the user to experience continuous back support with dialed in spring force that can be adjusted to match the users anatomy.



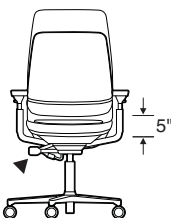
Rectilinear arms with soft caps are standard.

Models are standard with adjustable seats that include seat depth and passive seat edge angle.

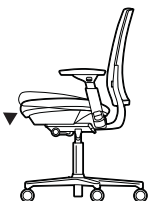
Adjustability instructions are included with every chair. Instructions can also be found at steelcase.com.

Adjustment Features

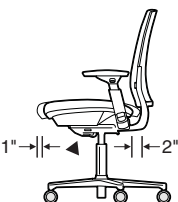
Seat Adjustments



Seat height adjusts pneumatically. To lower, hold handle up while seated. To raise, hold handle up and keep your weight off the chair. Range of adjustability is 5" from 16"H to 21"H, and is standard on work chairs. An 8" range of adjustability (23"H to 31"H) is available on stools.

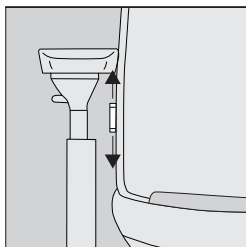


Seat edge flexes, relieving pressure under the user's thighs. The front flexes 1½". This feature is standard on all work chairs and stools.

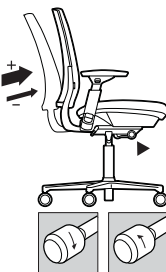


Seat depth adjusts 3" (15½"-18½") by pulling handle up. Slide seat forward or back to accommodate various leg lengths. Release handle to lock. This feature is standard on work chairs and stools.

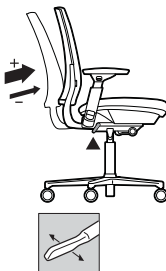
Back Adjustments



Lumbar height adjusts 3¾" (6¼" to 10" from seat) by grabbing exposed tabs and sliding the lumbar support up or down. This feature is standard on work chairs and stools.



Back tension adjusts by turning knob forward to increase back tension, backward to decrease back tension. This feature is standard on work chairs and stools.

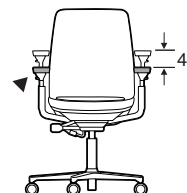


Upright back lock.

To release, lean forward and pull toward back. To lock, lean forward and push toward front.

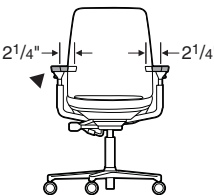
Arm Adjustments

Rectilinear height-, width-, pivot-, and depth-adjustable arms come standard on all arm models of chairs and stools.

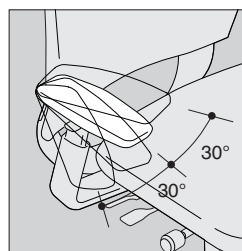


Arm height adjusts

independently within a range of 4" (7"-11" from the seat). Push button on outside and under arm cap in while moving arms up or down. Releasing buttons locks arms in position.



Arm width adjusts 2¼" each independently on chairs with this option. Grasp arm and move in or out.



Arms pivot in and out 30° independently on models with adjustable-width arms. Grasp arm and push front to left or right.

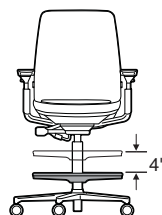


Arm depth adjusts approximately 3" to enable user to get closer to worksurface.

Other Features



Armless models are also available.



Foot ring height on stools adjusts by first lifting ring and rotating it counter-clockwise to unlock it. Then raise or lower ring up to 4" to desired position before rotating it clockwise to lock it. The foot ring has a diameter of 20".

Soft-wheel casters for hard floors are available for specific applications.

Amia 482 Series Dimensions Steelcase



Work Chair

Stool

Overall depth	21 ³ / ₄ "–24 ³ / ₄ "	21 ³ / ₄ "–24 ³ / ₄ "
Width	26 ⁵ / ₈ "	26 ⁵ / ₈ "
Height	37 ¹ / ₄ "–42 ¹ / ₂ "	44 ¹ / ₄ "–52 ¹ / ₂ "
Seat depth	18 ¹ / ₂ "	18 ¹ / ₂ "
Functional seat depth	15 ¹ / ₂ "–18 ¹ / ₂ "	15 ¹ / ₂ "–18 ¹ / ₂ "
Seat width	19 ³ / ₈ "	19 ³ / ₈ "
Seat height from floor	16"–21"	23"–31"
Back width	18 ⁷ / ₈ "	18 ⁷ / ₈ "
Back height from seat	25"	25"
Back lumbar height	6 ¹ / ₄ "–10"	6 ¹ / ₄ "–10"
Lumbar flex zone	5 ¹ / ₄ "–10 ¹ / ₄ "	5 ¹ / ₄ "–10 ¹ / ₄ "
Width between arms	15"–19 ¹ / ₂ "	15"–19 ¹ / ₂ "
Arm to floor	22"–32 ¹ / ₄ "	30"–38"
Arm height from seat	7"–11"	7"–11"
Arm cap pivot range	30°	30°
Seat pan angle	–3° to 3°	–3° to 3°
Angle between seat and back	100° to 120°	100° to 120°

Amia 482 Series Work Chair Steelcase

Amia 482 Series Work Chair

Sewn Leather Upholstery on Back, Seat, and Arm Caps



Standard Includes

- Synchro-tilt mechanism
- 5" pneumatic seat-height adjustment
- Upright back lock
- Rectilinear independent height-, width-, pivot-, and depth-adjustable arms
- Frame and arms: platinum
- 3" seat depth adjustment
- Five-arm base: polished aluminum
- Passive seat edge angle
- Adjustable lumbar
- Fully-upholstered outer back, seat, and arm caps: Leather
- Sewn upholstery design
- 2 1/2"-diameter, hard-composition, dual-wheel casters: polished aluminum
- Shipped fully assembled

Required to Specify

- 1 Style number
 - 2 Leather color number for upholstery on back, seat, and arm caps
 - 3 Options, if selected (see below)
- See *Surface Materials*, page 208.

Seating

	Options	U.S. List Price	MAP	Required to Specify
Surface Materials	Upholstery			
	• Elmosoft leather upholstery	+\$75	+\$50	Specify Elmosoft leather color number.
Casters	Polished aluminum base			
	• Soft, dual-wheel casters for use on hard floors: polished aluminum	+\$22	+\$15	Specify <i>with soft polished aluminum casters</i> .

Specification Information

Description	Style Number	U.S. Base List Price	MAP	Upholstery
Sewn leather seat and back work chair	4821410LS	\$1941 \$2016	\$1289 \$1339	Leather Elmosoft Leather

Amia 482 Series Work Chair **Steelcase**

Upholstery on Back and Seat



Standard Includes

- Synchro-tilt mechanism
- 5" pneumatic seat-height adjustment
- Upright back lock
- Rectilinear independent height-, width-, pivot-, and depth-adjustable arms and soft arm caps: black plastic
- Frame, seat shell, outer back, and five-arm base: plastic
- 3" seat depth adjustment
- Passive seat edge angle
- Adjustable lumbar
- Standard upholstery design
- 2½"-diameter, hard-composition, dual-wheel casters: black
- Shipped fully assembled

Required to Specify

- 1 Style number
 - 2 Plastic color for frame, seat shell, outer back, and base
 - 3 Fabric color number for upholstery on seat and back
 - 4 Options, if selected (see below)
- See *Surface Materials*, page 208.

	Options	U.S. List Price	MAP	Required to Specify
Surface Materials	Platinum <ul style="list-style-type: none"> • On frame, base, arm retainer, and outer back 	+\$ 80	+\$ 50	Specify with 6249 Platinum.
Base	<ul style="list-style-type: none"> • Polished aluminum base 	+\$134	+\$100	Specify with polished aluminum base.
Arms	<ul style="list-style-type: none"> • Armless 	–\$187	–\$120	Specify without arms.
Casters	<ul style="list-style-type: none"> • Soft, dual-wheel casters for use on hard floors 	+\$ 22	+\$ 15	Specify with soft casters.

Specification Information

Description	Style Number	U.S. Base List Price	MAP	Upholstery
Upholstered seat and back work chair	4821410	\$ 953 \$ 976	\$639 \$649	Buzz2 Cogent: Connect
Upholstered leather seat and back work chair	4821410S	\$1279 \$1023 + leather \$ \$1329	\$909 \$669 + leather \$ \$959	Leather COL Elmosoft Leather

Amia 482 Series Stool

Steelcase

Amia 482 Series Stool

Upholstery on Back and Seat



Standard Includes

- Synchro-tilt mechanism
- 8" pneumatic seat-height adjustment
- Upright back lock
- Passive seat edge angle
- Rectilinear independent height-, width-, pivot-, and depth-adjustable arms and soft arm caps: black plastic
- Frame, seat shell, outer back, and five-arm base: plastic
- 3" seat depth adjustment
- Column and 4" adjustable foot ring: black
- Standard upholstery design
- 2"-diameter, hard-composition, dual-wheel casters: black
- Adjustable lumbar
- Shipped fully assembled

Required to Specify

- 1 Style number
 - 2 Plastic color for frame, seat shell, outer back, and base
 - 3 Fabric color number for upholstery on seat and back
 - 4 Options, if selected (see below)
- See *Surface Materials*, page 208.

Seating

	Options	U.S. List Price	MAP	Required to Specify
Surface Materials	Platinum <ul style="list-style-type: none"> • On frame, base, arm retainer, and outer back 	+\$ 80	+\$ 50	Specify <i>with 6249 Platinum</i> .
Arms	<ul style="list-style-type: none"> • Armless 	-\$187	-\$120	Specify <i>without arms</i> .
Casters	<ul style="list-style-type: none"> • Soft, dual-wheel casters for use on hard floors 	+\$ 22	+\$ 15	Specify <i>with soft casters</i> .

Specification Information

Description	Style Number	U.S. Base List Price	MAP	Upholstery
Upholstered seat and back stool	4827410	\$1132 \$1155	\$ 809 \$ 819	Buzz2 Cogent: Connect
Upholstered leather seat and back stool	4827410S	\$1458 \$1202 + leather \$	\$1059 \$ 809 + leather \$	Leather COL

Reply 466 Series Steelcase

Reply is a complete family of comfortable, budget-friendly chairs that are as nice to look at as they are to sit in. Reply can take on whatever your workday brings.

Back frame and seat shell are plastic.

Back height adjustment on upholstered chairs allows you to raise or lower chair back from a seated position to support your lower back.

Five-arm base is plastic.

Arm depth can retract 3" to allow user to get closer to the worksurface and into tight corners.

Arm height can adjust independently within a 3¾" range to help relieve upper back and shoulder fatigue.

Arm caps can pivot independently 18° in and 4° out to accommodate individual user preferences.

Casters have hard, dual-wheels that roll smoothly on carpets. They are 2½" for increased mobility. Soft, dual-wheel casters are available as an option for use on hard floors or chair mats.

Seat height adjusts within a 5" range with a pneumatic adjustment mechanism.

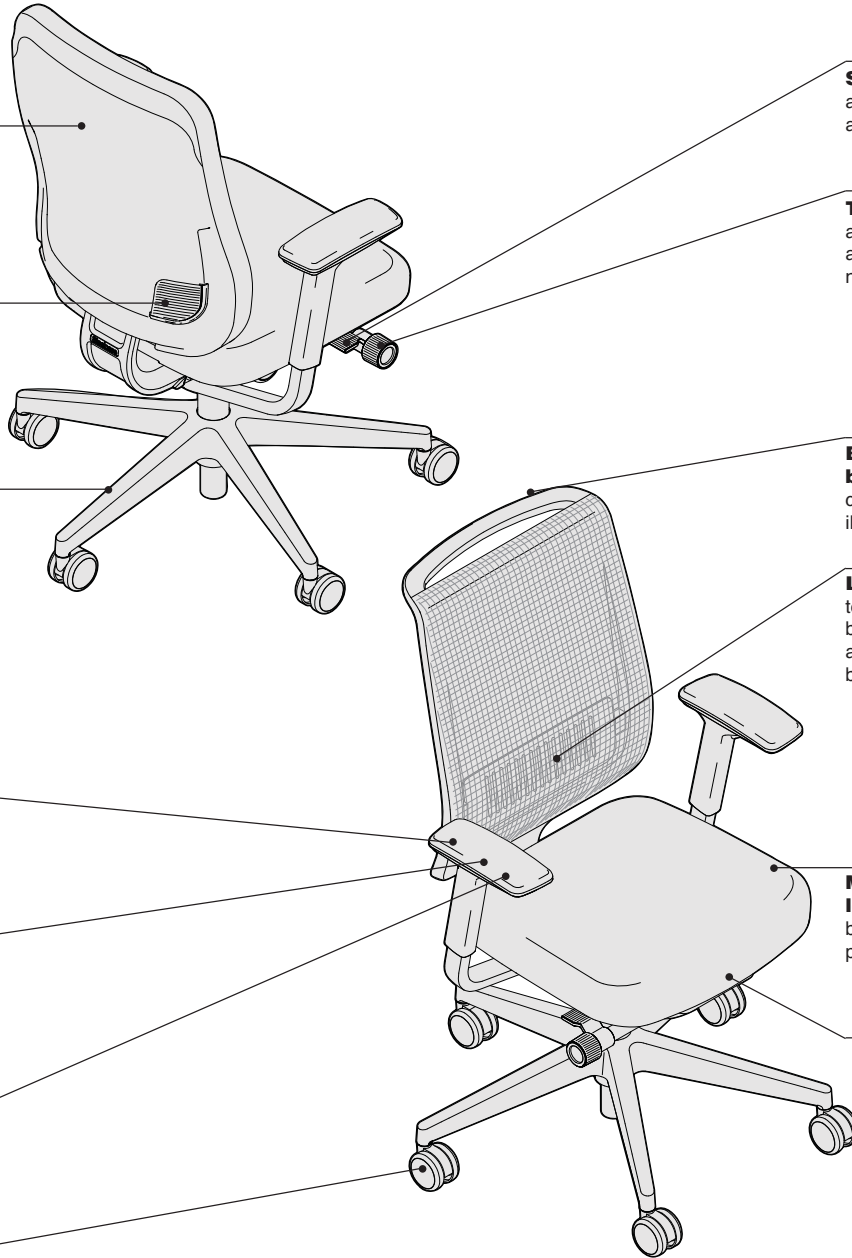
Tilt tension adjustment allows you to control the amount of resistance needed for reclining.

Back handle on mesh back chair provides a convenient handhold to easily move the chair.

Lumbar height adjusts 4" to provide additional lower back support and is available as an option on mesh back chairs only.

Multi-position back lock allows user to lock the backrest in multiple positions.

Seat depth adjusts within a 1½" range to accommodate users of varying leg lengths.



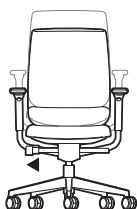
Product Details

Synchro-tilt mechanism with a natural fluid motion keeps users oriented to their work.

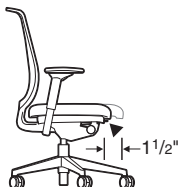
Adjustment Features

Adjustability instructions are included with every chair. Instructions can also be found at www.steelcase.com.

Seat Adjustments

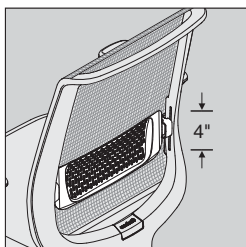


Seat height adjusts pneumatically. To lower, hold handle up while seated. To raise, hold handle up and keep your weight off the chair. Range of adjustability is 5", from 16"H to 21"H.



Seat depth adjusts 1½" (15¼"–16¾") by pulling handle up. Slide seat forward or back to accommodate various leg lengths. Release handle to lock. Seat depth is a standard feature on work chairs.

Back Adjustments



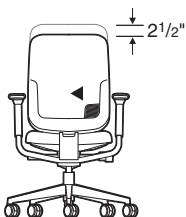
Lumbar height adjusts 4" (6" to 10" from seat) by grabbing exposed tabs and sliding the lumbar support up or down. Available as an option on mesh work chairs only.



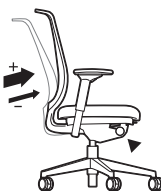
Variable back lock (4 positions)

Upright setting

Multiple position back lock allows users to recline the back to the desired angle and lock it in place. To lock, recline to desired angle and push back lock handle down. To release, lean forward, lift the handle and apply pressure to the back to disengage the lock.



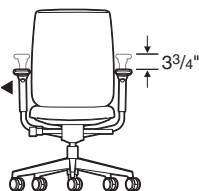
Back height adjusts 2½" (23"–25½") by pressing and holding the control button on the right side of the back, and sliding the back support up or down. Release the control button to lock. This feature is standard on work chairs with upholstered (non-mesh) backs only.



Back tension adjusts by turning knob forward to increase back tension, backward to decrease back tension. This feature is standard on all work chairs.

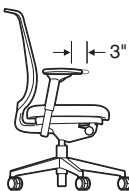
Arm Adjustments

Height-, pivot-, and depth-adjustable arms are available as an option on Reply task chairs.

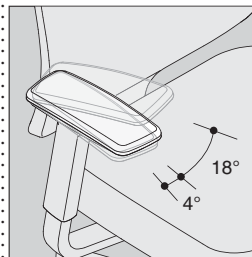


Arm height adjusts independently within a range of 3¾" (7½"–11¼" from the seat). Push button on outside and under arm cap in while moving arms up or down. Releasing buttons locks arms in position.

Height-only adjustable arm is also available and adjusts 3¾".



Arm depth adjusts approximately 3" to enable user to get closer to worksurface.



Arms pivot 18° inward and 4° outward on models with adjustable pivot arms. Grasp arm and push front to left or right.

Surface Materials

Buzz2 and Reply Mesh have colors that coordinate. Here are the colors that coordinate with each other.

Buzz2

5F17 Black
5G64 Alpine
5G57 Rouge
5G59 Meadow
5G51 Sable

Reply Mesh

AR02 Black
AR01 Grey
AR04 Red
AR06 Green
AR09 Sable

Reply 466 Series Dimensions **Steelcase**



Mesh Back



Upholstered Back and Seat

Overall depth	24" to 25"	21 ¹ / ₈ " to 22 ¹ / ₂ "
Width	26"	26"
Height	37 ³ / ₄ " to 42 ³ / ₄ "	39 ¹ / ₄ " to 46 ³ / ₄ "
Seat depth	16 ⁷ / ₈ "	16 ⁷ / ₈ "
Functional seat depth	16 ¹ / ₂ " to 18"	15 ¹ / ₂ " to 17"
Seat width	18 ¹ / ₂ "	18 ¹ / ₂ "
Seat height from floor	16" to 21"	16" to 21"
Back width	17 ¹ / ₂ "	17 ¹ / ₂ "
Back height from seat	22 ⁵ / ₈ "	23 ¹ / ₄ " to 25 ³ / ₄ "
Lumbar height from seat	6" to 10"	N.A.
Width between adjustable arms	15 ³ / ₄ " to 19"	15 ³ / ₄ " to 19"
Arm height to floor	23 ¹ / ₄ " to 32"	23 ¹ / ₄ " to 32"
Arm height from seat	7 ¹ / ₂ " to 11"	7 ¹ / ₄ " to 11"
Arm cap pivot range	18° inward, 4° outward	18° inward, 4° outward
Angle between seat and back	97° to 115°	97° to 113°
Seat pan angle	2° to 13°	2° to 13°

Reply 466 Series Work Chairs

Mesh Back with Standard Upholstery on Seat

Steelcase

Reply 466 Series
Work Chairs

Seating



Standard Includes

- Synchro-tilt mechanism
- 5" pneumatic seat-height adjustment (16"-21")
- Multi-position back lock
- Outer back, seat shell, and five-arm plastic base: plastic
- 1½" seat depth adjustment
- Mesh on back
- Standard upholstery design on seat
- 2½"-diameter, hard-composition, dual-wheel casters: black
- Ships fully-assembled

Required to Specify

- 1 Style number
 - 2 Plastic color number for base, and arm tube; if specified
 - 3 Mesh color number for back
 - 4 Fabric color number for upholstery on seat
 - 5 Options, if selected (see below)
- See *Surface Materials*, page 208.

Tip: Outer back, mechanism, and optional arm cap assembly are available in 6205 Black only.

	Options	U.S. List Price	MAP	Required to Specify
Surface Materials	Platinum <ul style="list-style-type: none"> • On base, and arm tube 	+\$ 80	+\$50	Specify with 4799 Platinum.
Arms	<ul style="list-style-type: none"> • Height-adjustable arms, soft arm caps • Height-, pivot-, depth-adjustable arms 	+\$ 88 +\$130	+\$60 +\$80	Specify with height-adjustable arms. Specify with height-, pivot-, depth-adjustable arms.
Lumbar Height	<ul style="list-style-type: none"> • 4" travel for additional lumbar support 	+\$ 36	+\$20	Specify with adjustable lumbar height.
Casters	<ul style="list-style-type: none"> • Soft, dual-wheel casters for use on hard floors 	+\$ 22	+\$15	Specify with soft casters.

Specification Information

Description	Style Number	U.S. Base List Price	MAP	Upholstery
Work chairs mesh back and upholstered seat	466160MT	\$660	\$449	Buzz2 and Reply Mesh

► Detailed dimensions, page 28

Reply 466 Series Work Chairs Steelcase

Standard Upholstery on Back and Seat



Tip: Outer back, mechanism, and optional arm cap assembly are available in 6205 Black only.

Standard Includes

- Synchro-tilt mechanism
- 5" pneumatic seat-height adjustment (16"–21")
- Multi-position back lock
- Outer back, seat shell, and five-arm plastic base: plastic
- 1½" seat depth adjustment
- 2¼" back-height adjustment
- Standard upholstery design on back and seat
- 2½"-diameter, hard-composition, dual-wheel casters: black
- Ships fully-assembled

Required to Specify

- 1 Style number
 - 2 Plastic color number for base, and arm tube; if specified
 - 3 Fabric color number for upholstery on back and seat
 - 4 Options, if selected (see below)
- ▶ See *Surface Materials*, page 208.

	Options	U.S. List Price	MAP	Required to Specify
Surface Materials	Platinum <ul style="list-style-type: none"> • On base, and arm tube 	+\$ 80	+\$50	Specify with 4799 Platinum.
Arms	<ul style="list-style-type: none"> • Height-adjustable arms, soft arm caps • Height-, pivot-, depth-adjustable arms 	+\$ 88 +\$130	+\$60 +\$80	Specify with height-adjustable arms. Specify with height-, pivot-, depth-adjustable arms.
Casters	<ul style="list-style-type: none"> • Soft, dual-wheel casters for use on hard floors 	+\$ 22	+\$15	Specify with soft casters.

Specification Information

Description	Style Number	U.S. Base List Price	MAP	Upholstery
Work chairs upholstered seat and back	466160MP	\$629	\$429	Buzz2

▶ Detailed dimensions, page 28

Criterion 453 Series Steelcase

Criterion is a high-performance chair, ideal for users who sit for long periods of time. As one of the world's best-selling chairs with a broad range of adjustments, Criterion meets the long-term comfort needs of today's diverse workforce.

Outer back and outer seat is plastic. Fully upholstered outer back is an option.

Arm height adjusts independently within a 4" range to help relieve upper back and shoulder fatigue.

Seat depth adjusts within a 3" range and is available as an option.

Seat height adjusts within a 5" range with a pneumatic adjustment mechanism.

Five-arm base is standard.

Arm width adjusts within a 4" range for each arm to provide forearm support in neutral position for 5th to 95th percentile office workers.

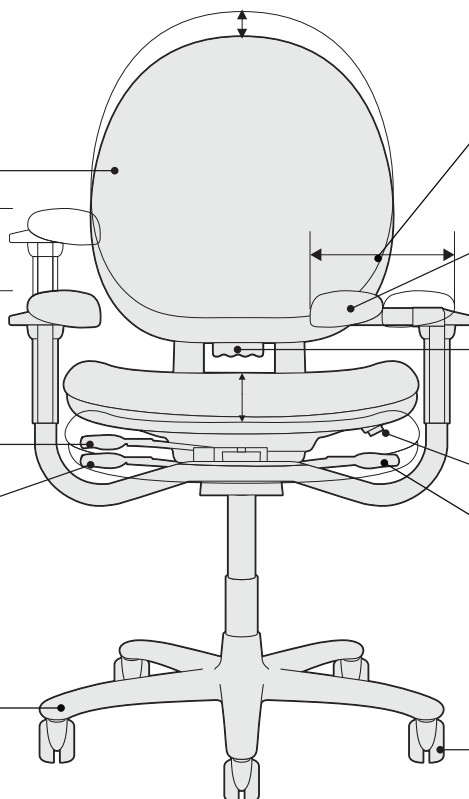
Arm caps can pivot independently 14° in and 21° out to accommodate individual user preferences.

Back height adjusts up and down within a 2" range to help ensure healthful back posture.

Variable back stop is standard.

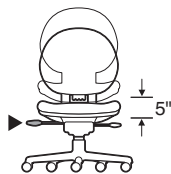
Seat angle adjusts forward, upright, and reclined to suit user. Seat angle is standard.

Casters have hard, dual-wheels that roll smoothly on carpets. Soft, dual-wheel casters are available for use on hard floors or chair mats.



Adjustability Features

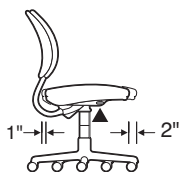
	Criterion	Criterion Plus
Mechanisms		
Advanced swivel tilt	●	●
Seat Adjustments		
Pneumatic height	●	●
Seat angle	●	●
Seat depth	●	●
Back Adjustments		
Lumbar height	●	●
Back tension	●	●
Variable back stop	●	
Upright back lock		●
Back height	●	●
Arm Adjustments		
Arm height	●	●
Arm width	●	●
Arm pivot	●	

Adjustment Features**Seat Adjustments****Seat height adjusts**

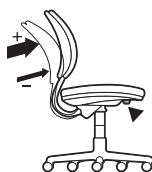
pneumatically. To lower, hold handle up while seated. To raise, hold handle up and keep your weight off the chair. Range of adjustability is 5" from 16"H to 21"H.

**Seat angle adjusts**

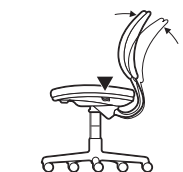
by pulling handle up and shifting your weight to alter seat angle. Release handle to lock. This feature is standard.



Seat depth adjusts by pulling handle up. Slide seat forward or back to accommodate various leg lengths. Release handle to lock. This feature is optional. For Criterion Plus, seat depth is a maintenance adjustment. The chair has three depth settings; 15", 16⁵/₈", and 18¹/₄". The chair will ship in the 18¹/₄" position.

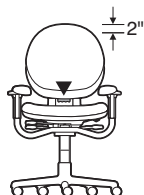
Back Adjustments

Back tension adjusts by turning knob. Turn knob clockwise to increase tension, counterclockwise to decrease. This feature is standard.

**Variable back stop.**

Hold switch forward to recline. Lean back to desired back angle. Release switch to set tilt range.

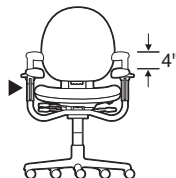
Tip: To lock in upright position, remove weight from back and release switch.

**Back height adjusts**

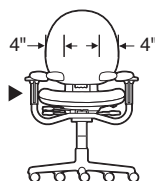
within a 2" range by pulling handle forward while moving chair back up or down. Release handle to lock chair back in position. This feature is standard.

Arm Adjustments

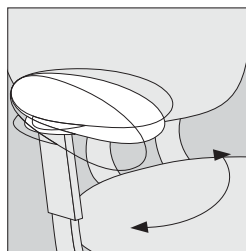
Arms are height-, and width-adjustment, or height, width-, and pivot-adjustable.



Arm height adjusts independently within a range of 4". Squeeze triggers in while moving arms up or down. Releasing triggers locks arms in position.



Arm width adjusts independently on chairs with the height- and width-adjustable arms. Grasp arm and move in or out. Arm will stay where positioned.



Arms pivot independently or models with height-, width-, and pivot-adjustment arms, 35° inward and outward. Grasp arm and push front to left or right.

Dimensions**High-Back Work Chair**

Overall depth	22 ¹ / ₂ " to 25 ¹ / ₂ "
Width	27 ¹ / ₂ "
Height	37 ¹ / ₂ " to 44 ¹ / ₂ "
Seat depth	19 ¹ / ₂ "
Functional seat depth	16 ¹ / ₄ "
Seat width	19 ¹ / ₂ "
Seat height from floor	16" to 21"
Back width	18"
Back height from seat	22" to 24"
Back lumbar height	8"
Width between arms	10 ³ / ₄ " to 18 ¹ / ₄ "
Arm to floor	23" to 32"
Arm height from seat	7" to 11"
Arm cap pivot range	35°
Seat pan angle	-3° to +8°
Angle between seat and back	97° to 113°

Plus High-Back Work Chairs

Overall depth	22 ¹ / ₂ " to 25 ¹ / ₂ "
Width	31 ¹ / ₂ "
Height	38" to 45"
Seat depth	19 ³ / ₄ "
Functional seat depth	18 ¹ / ₄ "
Seat width	23"
Seat height from floor	17" to 22"
Back width	22"
Back height from seat	23" to 25"
Back lumbar height	9"
Width between arms	15 ¹ / ₂ " to 23 ¹ / ₂ "
Arm to floor	24 ¹ / ₂ " to 33 ¹ / ₂ "
Arm height from seat	7 ¹ / ₂ " to 11 ¹ / ₂ "
Arm cap pivot range	N.A.
Seat pan angle	1° to 10°
Angle between seat and back	97° to 113°

Criterion 453 Series Steelcase

High-Back Work Chair



Tip: Only applies to 4535331DP.

Standard Includes

- Back height adjustment
- Seat angle adjustment
- Variable back stop
- Back tension adjustment
- Arms: black
- Outer back and outer seat: black plastic
- Upholstery
- Five-arm base: black
- 2 1/8"-diameter, hard composition, dual-wheel casters: plastic color to match base
- Shipped fully assembled

Required to Specify

- 1 Style number
 - 2 Fabric color number for upholstery
- See *Surface Materials*, page 208.

Specification Information

Description	Style Number	U.S. List Price	MAP	Upholstery
Pneumatic with adjustable seat depth, Height-, width-, and pivot-adjustable arms.	4535331DP	\$1330	\$859	Buzz2

Criterion Plus 453 Series Steelcase

High-Back Work Chair



Tip: Criterion Plus is available with a fully upholstered outer back only.

Tip: Height-, width-, and pivot-adjustable arms are not available on Criterion Plus.

Tip: Holds up to 500 pounds.

Standard Includes

- Back height adjustment
- Seat angle adjustment
- Manual seat depth adjustment
- Back tension adjustment
- Upright back lock
- Arms: black
- Sewn upholstery
- Upholstery:
- Outer back: upholstery
- Outer seat: black
- Five-arm base:
- 2 1/8"-diameter, hard composition, dual-wheel casters: plastic color to match base
- Shipped fully assembled

Required to Specify

- 1 Style number
 - 2 Fabric color number for upholstery
 - 3 Options, if selected (see below)
- See *Surface Materials*, page 208.

Options	U.S. List Price	MAP	Required to Specify
Casters <ul style="list-style-type: none"> • Soft, dual-wheel casters for use on hard floors 	+\$22	+\$15	Specify with soft casters.

Specification Information

Description	Style Number	U.S. Base List Price	MAP	Upholstery
Pneumatic with adjustable seat depth, Height- and width- adjustable arms.	4539331BW	\$2075	\$1429	Buzz2

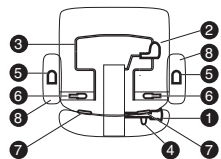
Crew Desk Chairs turnstone1.0

With Swivel-Only Mechanism and With Synchro-Tilt Mechanism

Crew Desk Chairs

Seating

Adjustability Feature



1 Tilt tension

To decrease tension, turn counterclockwise. To increase tension, turn clockwise.

2 Pneumatic height adjustment

To raise chair, lift body weight up and pull lever up. To lower chair, remain seated and pull lever out.

3 Adjustable seat depth

Lift lever up and hold, shift seat forward or back, and release lever to lock. Available on models TS30802, TS30812, and TS30822 only.

4 Upright back lock

To release, lean forward and flip lever up. To lock, lean forward and flip lever down.

5 Arm height

Pull trigger up and hold, pull arm up or push down, and release trigger.

6 Arm width

Push toggle down to release and adjust arms in or out. Push toggle up to lock.

7 Back height

While seated, pull levers inward, raise or lower back into position, and release lever.

8 Height-, width-, and pivot-adjustable arm

Press button under arm caps to adjust height. Grasp arm caps to slide width in and out, and to pivot.

Crew Dimensions



Full-back armless



Full-back with arms

Overall depth	26"	26"
Overall width	26 1/2"	26 1/2"
Overall height	39 5/8"–44 5/8"	39 5/8"–44 5/8"
Functional seat depth	18"	18"
Functional seat depth on chairs with adjustable seat depth	16 7/8"–18 7/8"	16 7/8"–18 7/8"
Seat width	19 1/2"	19 1/2"
Seat height from floor	16"–21"	16"–21"
Back width	19"	19"
Back height from seat	21 1/4"–23 1/2"	21 1/4"–23 1/2"
Seat pan angle	3°	3°
Angle between seat and back	96°–110°	96°–110°
Fixed-height T-arms		
Width between arms	—	17 3/4"–19 1/2"
Arm cap width	—	3 1/2"
Arm cap length	—	9"
Arm height from seat	—	9"
Height- and width-adjustable T-arms		
Width between arms	—	17 3/4"–19 1/2"
Arm cap width	—	3 1/2"
Arm cap length	—	9"
Arm height from seat	—	7"–11"
Height- and width-adjustable pivot T-arms		
Width between arms	—	12 1/4"–19 1/2"
Arm cap pivot	—	35°
Arm cap width	—	4 1/2"
Arm cap length	—	10"
Arm height from seat	—	7"–11"
Stool		
Seat height from floor	22 1/4"–32 1/2"	22 1/4"–32 1/2"
Foot ring diameter	20"	20"
Foot ring height	7 3/4"–13 1/4"	7 3/4"–13 1/4"

Task Chairs and Stools with Foot Rings

	Standard Includes	Required to Specify
	<ul style="list-style-type: none"> • Synchro-tilt mechanism • Pneumatic seat height • Upright back lock • Tilt tension • Back height adjustment • Upholstered seat and inner back • Outer back: black plastic • Five-arm base: black plastic • Width-adjustable arms, if arms selected: 0835 Black • Adjustable foot ring on stools only: 9201 Polished Chrome • Hard dual-wheel casters: black • Shipped ready to assemble with no tools required • Meets Cal. 116 and 117 requirements • Requires customer installation 	1 Style number 2 Fabric color number for upholstery 3 Options, if selected (see below) ▶ See <i>Surface Materials</i> , page 208.



Tip: Hard dual-wheel casters are for use on carpet. Use on hard surfaces, including floor mats, will affect chair stability and may result in personal injury.

Tip: Arms, if specified, will match base.

	Options	U.S. List Price	MAP	Required to Specify
Surface Materials	Base on task chairs • Aluminum base: 4799 Platinum	+\$57	+\$50	Specify with 4799 Platinum.
Casters	• Soft dual-wheel casters for use on hard floors	No cost	No cost	Specify with soft casters.
Glides	• Non-marring plastic glides	+\$27	+\$15	Specify with glides.

Specification Information				
Description	Style Number	U.S. Base List Price	MAP	Upholstery

Full-Back Task Chairs

Armless	TS30801X	\$556	\$389	Buzz2
With Fixed-Height T-arms	TS30811X	\$639	\$439	Buzz2
With Height- and Width-Adjustable T-arms	TS30821X	\$673	\$459	Buzz2
With Height-, Width-, and Pivot-	TS30831X	\$732	\$489	Buzz2



Tip: Arms, if specified, will match base.

Full-Back Task Stools

Armless	TS30803X	\$703	\$489	Buzz2
With Fixed-Height T-arms	TS30813X	\$786	\$539	Buzz2
With Height- and Width-Adjustable T-arms	TS30823X	\$820	\$559	Buzz2
With Height-, Width-, and Pivot-	TS30833X	\$879	\$589	Buzz2



Tip: Arms and base available in black only.

Jack Task Chairs turnstone1.0

With Swivel-Only Mechanism and With Synchro-Tilt Mechanism

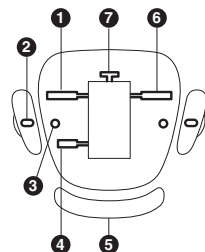
Jack Task Chairs

Seating

Adjustability Feature

Swivel

Synchro Tilt



1 Variable back lock

To adjust back angle, pull lever forward and lean back to desired angle. Push lever back to lock into position. To release for tilt, push lever forward and lean back.

2 Arm height

Push trigger up and hold, pull arm up or push down and release trigger to lock.

3 Maintenance arm width

Loosen screws under arm bracket, adjust arm in or out, tighten screws.

4 Adjustable seat depth

Lift lever up and hold, shift seat forward or back, and release lever to lock.

5 Back height

Grab chair back with both hands and slowly pull up to desired height. To lower back, pull up to highest position, and back will drop to lowest position. Reset mechanism by pushing down firmly, then adjust upward.

6 Pneumatic seat height

To raise chair, lift body weight up and pull lever. To lower chair, remain seated and pull lever up.

7 Tilt tension

To decrease, turn counter-clockwise. To increase, turn clockwise.

Jack Dimensions



Swivel-only mechanism

Overall depth	27 ³ / ₄ "
Overall width	27 ³ / ₄ "
Overall height	34 ⁷ / ₈ "–39 ⁵ / ₈ "
Functional seat depth	17 ¹ / ₄ "
Seat width	18 ¹ / ₂ "
Seat height from floor	15 ³ / ₄ "–20 ¹ / ₂ "
Back width	17 ¹ / ₂ "
Back height from seat	21"
Seat pan angle	2 ¹ / ₂ °
Angle between seat and back	101 ¹ / ₂ °

Arm Options:

Fixed height/ user width adjustable T-arms

Width between arms	18 ¹ / ₂ "–20"
Arm cap width	3 ¹ / ₂ "
Arm cap length	6 ¹ / ₂ "
Arm height from seat	7"–11"

Stool Kit

Overall height	46 ⁷ / ₈ "–51 ⁵ / ₈ "
Seat height from floor	21 ³ / ₄ "–31 ¹ / ₂ "
Foot ring diameter	20"
Foot ring height	7 ³ / ₄ "–13 ¹ / ₄ "

Jack Task Chairs and Stools turnstone1.0

With Swivel-Only Mechanism

Tip: Hard dual-wheel casters are for use on carpet. Use on hard surfaces, including floor mats, will affect chair stability and may result in personal injury.



Tip: Only applies to TS30301X, TS30311, and TS30321X.

Standard Includes

- Swivel-only mechanism
- Pneumatic seat height
- Stool: includes taller pneumatic height and chrome foot ring, if selected
- Arms: height-adjustable T-arms or fixed T-arms, if arms are specified: black plastic
- Upholstered seat and inner back
- Outer back: black plastic
- Five arm base: reinforced black plastic
- Hard dual-wheel casters: black
- Shipped ready to assemble
- Meets Cal. 116 and 117 requirements
- Requires customer installation

Required to Specify

- 1 Style number
 - 2 Fabric color number for upholstery
 - 3 Options, if selected (see below)
- See *Surface Materials*, page 208.

	Options	U.S. List Price	MAP	Required to Specify
Casters	• Soft dual-wheel casters for use on hard floors	No cost	No cost	Specify <i>with soft casters</i> .
Glides	• Non-marring plastic glides	+\$27	+\$20	Specify <i>with glides</i> .

Specification Information

Description	Style Number	U.S. Base List Price	MAP	Upholstery

Full-Back Task Chair

Armless	TS30301X	\$276 \$299	\$189 \$199	Buzz Cogent: Connect
With Fixed-Height and Maintenance-Width T-arms	TS30311	\$357 \$380	\$229 \$239	Buzz2 Cogent: Connect
With Height-Adjustable and Maintenance-Width T-arms	TS30321X	\$395 \$418	\$259 \$269	Buzz2 Cogent: Connect

Full-Back Task Stool

Armless	TS30302	\$421 \$444	\$299 \$309	Buzz2 Cogent: Connect
With Fixed-Height and Maintenance-Width T-arms	TS30312	\$502 \$525	\$339 \$349	Buzz2 Cogent: Connect
With Height-Adjustable and Maintenance-Width T-arms	TS30322	\$540 \$563	\$369 \$379	Buzz2 Cogent: Connect





TS31101
Uno Multi-Purpose Chair
Mid-Back



TS31102
Uno Multi-Purpose Chair
High-Back

Overall depth	23"	23"
Overall width	25"	25"
Overall height	31½"–36½"	34¾"–39¾"
Functional seat depth	19"	19"
Seat width	18¼"	18¼"
Seat height from floor	15½"–20½"	15½"–20½"
Back width	17½"	18"
Back height from seat	18"	21½"
Width between arms	18½"	18½"
Arm cap width	3"	3"
Arm cap length	12"	12"
Arm-to-floor	23"–28"	23"–28"
Arm height from seat	7½"	7½"
Seat pan angle	5°	5°
Angle between seat and back	92°	92°

Uno Multi-Purpose Chairs turnstone1.0

Tip: Frame is available in black only.

Tip: Hard dual-wheel casters are for use on carpet. Use on hard surfaces, including floor mats, will affect chair stability and may result in personal injury.



Standard Includes

- Hammock-style support
- Swivel mechanism
- Pneumatic height adjustment
- Upholstered seat and back
- Outer back: black plastic
- Five-arm base: reinforced black plastic
- Hard dual-wheel casters: black
- Shipped ready to assemble
- Meets Cal. 116 and 117 requirements
- Requires customer installation

Required to Specify

- 1 Style number
 - 2 Fabric color number for upholstery
 - 3 Options, if selected (see below)
- See *Surface Materials*, page 208.

	Options	U.S. List Price	MAP	Required to Specify
Casters	• Soft dual-wheel casters for use on hard floors	No cost	No cost	Specify <i>with soft casters</i> .
Glides	• Non-marring plastic glides	+\$27	+\$15	Specify <i>with glides</i> .

Specification Information

Description	Style Number	U.S. Base List Price	MAP	Upholstery

Mid-Back Multi-Purpose Chair

	TS31101	\$501	\$329	Buzz2
--	----------------	-------	-------	--------------

High-Back Multi-Purpose Chair

	TS31102	\$582	\$389	Buzz2
--	----------------	-------	-------	--------------





Leap 464 Series WorkLounge Steelcase

WorkLounge—a chair designed especially for people who like to work in a deep, reclined posture.

Headrest and flip-up pillow provide neck and head support.

LiveBack moves with the shape of the user's spine as sitting positions change.

Fixed arms have extra padding to provide forearm support and comfort.

Outer back is fully upholstered.

Ribbon back frame is standard.

Lower back firmness changes the amount of firmness user feels in lower back. Requires only two complete turns.

Upper back force requires only five complete turns and accommodates a broader range of users by allowing user to change the rate of increase in force as the user reclines.

Variable back stop with five positions is standard.

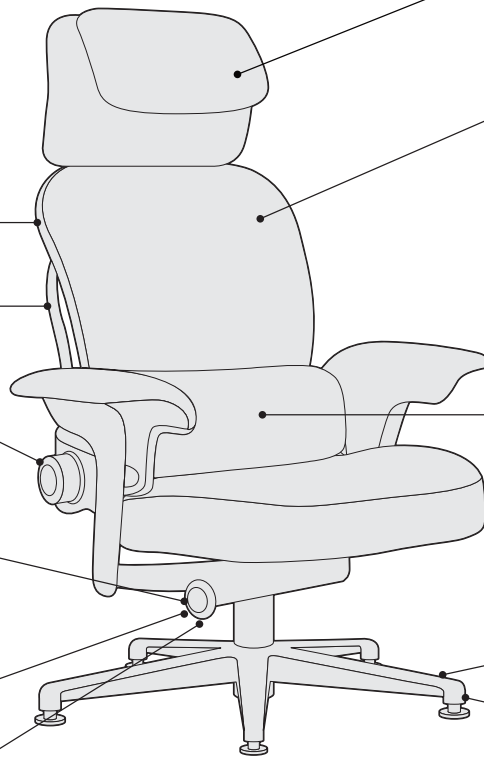
Seat height adjusts within a 3" range with a pneumatic adjustment mechanism.

Lumbar pillow provides extra comfort and support to the lumbar region.

Extra thick seat cushion provides extra comfort.

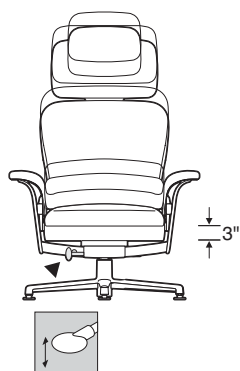
Five-arm base is standard with glides. 3" hard or soft casters are available as options.

Polished aluminum is standard on ribbon back frame, arm supports, base, and casters.



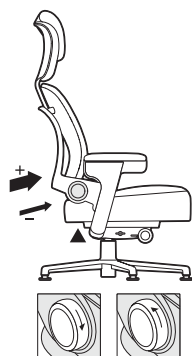
Adjustment Features

Seat Adjustments



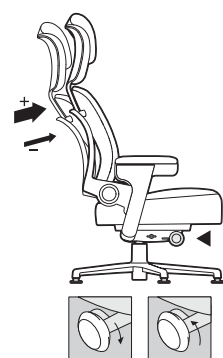
Seat height adjusts pneumatically. To lower, hold handle up while seated. To raise, hold handle up and keep your weight off the chair. This feature is standard. Range of adjustability is 3" from 15"H–18"H with standard glides and 17"H–20"H with optional casters.

Back Adjustments

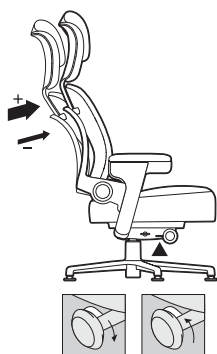


Lower back firmness adjusts by turning knob two complete turns. Forward increases firmness. Backward decreases firmness. This feature is standard.

Back Adjustments

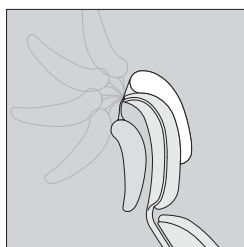


Upper back force adjusts by turning knob five complete turns. Turn knob forward to increase rate of tension; backward to decrease. This feature is standard.

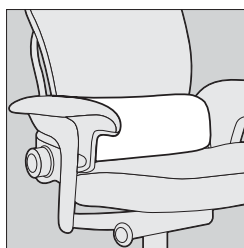


Variable back stop. Rotate handle up or down to set recline angle. Lean back to desired back angle. Five stops are available. This feature is standard.
Tip: To stop in upright position, remove weight from back and rotate lever up.

Other Features



Flip-up pillow can be positioned for use on headrest or placed over the backside of headrest when not in use. This feature is standard.



Lumbar pillow is positioned to provide comfort and support to the lumbar region.

Glides are standard.

Casters are optional. 3" polished aluminum hard- or soft-wheel casters are available.

Dimensions

Overall depth	26½"
Width	31½"
Height	
with glides	43½"–46½"
with casters	45½"–48½"
Seat depth	20½"
Functional seat depth	18½"
Seat width	19"
Seat height from floor	
with glides	14½"–17½"
with casters	16½"–19½"
Back width	20½"
Back height from seat	30"
Lumbar flex zone	5¼"–10¼"
Width between arms	19"
Arm to floor	22½"
Arm height from seat	7¼"
Angle between seat and back	99° to 125°

Leap 464 Series WorkLounge Steelcase



Standard Includes	Required to Specify
<ul style="list-style-type: none"> Fully upholstered back, seat, arms, headrest, and flip-up pillow Upper back force Variable back stop Lower back firmness Lumbar pillow Fixed, non-adjustable arms 3" pneumatic seat-height adjustment Seat and back components: black plastic only Ribbon backframe, arm supports and five-arm base: polished aluminum only Glides: black with stainless steel inserts. Shipped fully assembled 	<ul style="list-style-type: none"> 1 Style number 2 Fabric color number for upholstery on back, seat, arms, headrest, and flip-up pillow 3 Options, if selected (see below) ▶ See <i>Surface Materials</i>, page 208.

	Options	U.S. List Price	MAP	Required to Specify
Casters	3" hard-composition, dual-wheel casters for use on carpet: polished aluminum and black	+\$63	+\$40	Specify <i>with hard casters</i> .
	3" soft, dual-wheel casters for use on hard floors: polished aluminum and black	+\$63	+\$40	Specify <i>with soft casters</i> .

Specification Information				
Description	Style Number	U.S. Base List Price	MAP	Upholstery
WorkLounge Chair with headrest and flip-up pillow	464LOUNGE	\$4024	\$2999	Elmosoft Leather

Siento desk chairs, designed in collaboration with Jorge Pensi, merge remarkable ergonomic comfort in a slim and sophisticated executive form.

Headrest option provides additional head and neck support.

Outer back is fully upholstered.

Patented LiveBack technology (found in Steelcase Leap chair) is embedded in the back to change shape and mimic the user's spine.

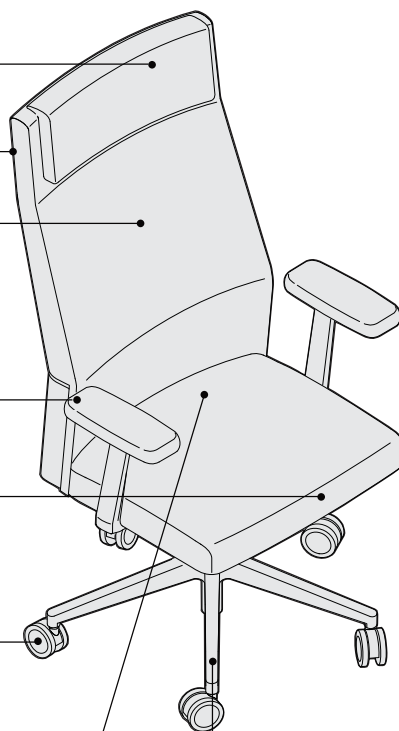
Arms are available as T-arms.

Front seat edge flexes naturally to relieve pressure under the user's thighs.

3" hard dual-wheel casters are provided for use on carpet. Soft dual-wheel casters are available for use on hard floors or chair mats.

Seat height adjusts from 16" to 21" and is standard with pneumatic adjustment mechanism. Fixed-height option is also available.

Five-arm base is available in polished aluminum.



Product Details

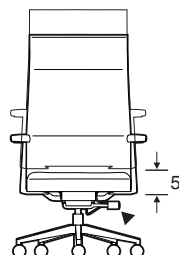


High-back and mid-back desk chairs are available.



Arms are available as T-arms. T-arms are available in urethane or fully upholstered.

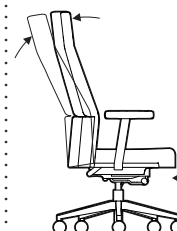
Adjustment Features



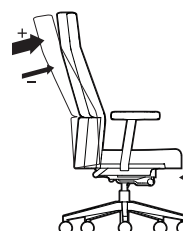
Seat height adjusts pneumatically. To lower, hold handle up while seated. To raise, hold handle up and keep your weight off the chair. Standard range of adjustability is 5" from 16"H to 21"H.



Seat edge flexes, relieving pressure under the user's thighs.



Upright back lock. Flick switch forward to lock; flick switch back to tilt.




Back tension control adjusts by turning knob. Turn knob forward to increase rate of tension, backward to decrease.

Synchro-tilt mechanism provides synchronized back movement while feet remain flat on the floor.

Actual Dimensions

	High-Back Desk Chair with Headrest	High-Back Desk Chair without Headrest	Mid-Back Desk Chair
Overall depth	26"	26"	26"
Width outside of T-arms	27 1/2"	27 1/2"	27 1/2"
Overall height	46 3/4" to 51 3/4"	46"-51"	40"-45"
Seat depth	17 1/2"	17 1/2"	17 1/2"
Seat width	21"	21"	21"
Back height from seat	31 1/2"	30"	24"
Width between arms	20 1/2"	20 1/2"	20 1/2"
Arm height from seat	8"	8"	8"

Siento Executive Desk Chairs **Steelcase**

	Standard Includes	Required to Specify
	<ul style="list-style-type: none"> • Back tension control • 5" pneumatic seat-height adjustment • Upright back lock • Front seat edge flex • LiveBack technology • Fully upholstered outer back • T-arms: soft black urethane or upholstered • Headrest, if selected • Five-arm base and arm supports: polished aluminum • Column: black only • 3"-diameter, hard-composition, dual-wheel casters: black • Shipped fully assembled 	1 Style number 2 Fabric color number for upholstery 3 Options, if selected (see below) ▶ See <i>Surface Materials</i> , page 208.

	Options	U.S. List Price	MAP	Required to Specify
Surface Materials	T-arms <ul style="list-style-type: none"> • Fully upholstered T-arms 	+\$85	+\$60	Specify <i>with fully upholstered T-arms</i> .
Casters	<ul style="list-style-type: none"> • Soft, dual-wheel casters for use on hard floors 	+\$22	+\$15	Specify <i>with soft casters</i> .

Specification Information				
Description	Style Number	U.S. Base List Price	MAP	Upholstery

High-Back Chairs

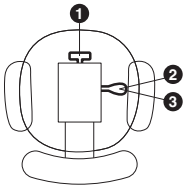
Package - with headrest, polished aluminum base. No options allowed	499SIENTOX	\$2946	\$2049	Elmo soft leather
:	:	:	:	:

Mid-Back Chairs

Polished aluminum base	499121SX	\$2802	\$1879	Elmo soft leather
:	:	:	:	:



Adjustment Features

**1 Tilt tension**

To decrease tension, turn counterclockwise.
To increase tension, turn clockwise.

2 Pneumatic height adjustment

To raise chair, lift body weight up and pull lever up. To lower chair, remain seated and pull lever up.

3 Upright back lock

To lock back in upright position, lean forward and push lever in. To release for tilt, lean forward and pull lever out.

Executive 319 Dimensions



TS31901X
Executive 319 Chair
High-Back
Swivel-Tilt Mechanism



TS31902X
Executive 319 Chair
Full-Back
Swivel-Tilt Mechanism

Overall depth	29"	29"
Overall width	26"	26"
Overall height	42"–46"	36"–40"
Functional seat depth	19"	19"
Seat width	20"	20"
Seat height from floor	18"–22"	18"–22"
Back width	20"	20"
Back height from seat	24"	18"
Width between arms	21"	21"
Arm pad width	2½"	2½"
Arm pad length	13"	13"
Arm-to-floor	26"–30"	26"–30"
Arm height from seat	8"	8"

Executive 319 Chairs turnstone1.0

Tip: Hard dual-wheel casters are for use on carpet. Use on hard surfaces, including floor mats, will affect chair stability and may result in personal injury.

Tip: Soft dual-wheel casters are available through Service Parts (TS30486SR).

Tip: Executive 319 chairs require complete assembly.



Standard Includes

- Swivel-tilt mechanism
- Tilt tension
- Upright back lock
- Pneumatic height adjustment
- Plastic open arms: black
- Leather on seat and back and simulated leather on balance of chair: black. This is not an exact match to Steelcase colors.
- Five-arm base: reinforced black plastic
- Hard dual-wheel casters: black
- Meets Cal. 116 and 117 requirements
- Shipped ready to assemble
- Requires customer installation

Required to Specify

Style number

Specification Information

Description	Style Number	U.S. List Price	MAP
High-Back Executive Chair	TS31901X	\$613	\$409
Full-Back Executive Chair	TS31902X	\$587	\$389



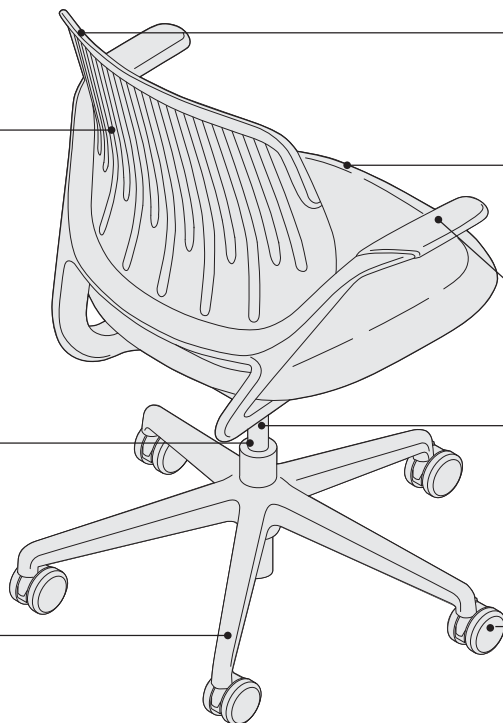
cobi 434 Series Steelcase

cobi is collaborative seating for teams that helps people move freely, change postures, and stay energized and comfortable.

Flexing fingers in back offer support while moving and conforming to the user.

Weight-activated mechanism provides support by automatically responding to the users movements.

Five-arm base is standard.



Flexible top edge allows for multiple postures while maintaining support and comfort.

Flexible seat edge on all 3-sides supports multiple postures while relieving thigh pressure.

Arms are constructed of a soft durable rubber compound.

Seat height adjusts with a 5" range from 15½"H to 20½"H with a pneumatic adjustment mechanism.

Hard, dual-wheel casters are provided for use on carpets. Soft, roll-control, dual-wheel casters are available for use on hard floors or chair mats.

Product Details



Chairs and stools are available with or without arms.

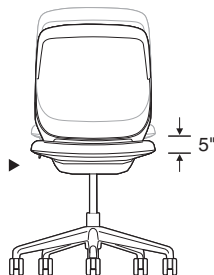


Weight-activated mechanism provides individual support without a tension control by intuitively sensing and supporting the users center of gravity.

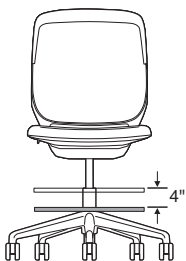
cobi ships standard assembled and uncartoned. A cartoned version is available which ships unassembled with the chair seat, back, and cylinder separated from the base and mechanism. This allows for shipment in a smaller carton. Assembly by a qualified dealer installer is required. Assembly instructions are included.

Adjustment Features

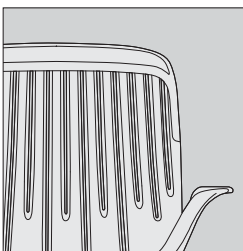
Seat Adjustments



Seat height adjusts pneumatically. To lower, pull lever up while seated. To raise, pull lever up and keep your weight off the chair.

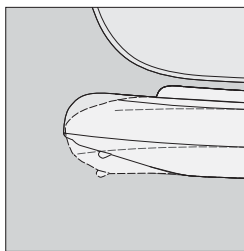


Foot ring height on stools adjusts by first lifting ring and rotating it counter-clockwise to unlock. Then raise or lower ring up to 4" to desired position before rotating it clockwise to lock. The foot ring has a diameter of 20".



Flexing fingers in back promote movement and provide support for a wide range of postures.

Soft roll-control caster option features an internal brake that activates when the chair is not under load to reduce shifting when user stands up.




Flexing seat edge on all 3-sides supports multiple postures while relieving thigh pressure.

cobi 434 Series Dimensions **Steelcase**



cobi
Collaborative
Chair



cobi
Swivel-Base
Stools

Overall depth	23 ¹ / ₄ "	23 ¹ / ₄ "
Width	24 ³ / ₄ "	24 ³ / ₄ "
Height	34"-39"	40"-50"
Seat depth	19 ¹ / ₂ "	19 ¹ / ₂ "
Functional seat depth	17 ⁷ / ₈ "	17 ⁷ / ₈ "
Seat width	18 ³ / ₄ "	18 ³ / ₄ "
Seat height from floor	15 ¹ / ₂ "-20 ¹ / ₂ "	21"-31"
Back width	18"	18"
Back height from seat	19 ¹ / ₂ "	19 ¹ / ₂ "
Back lumbar height	9 ³ / ₈ "	9 ³ / ₈ "
Width between arms	18 ⁷ / ₈ "	18 ⁷ / ₈ "
Arm to floor	24 ¹ / ₄ "-29"	30 ¹ / ₄ "-40 ¹ / ₄ "
Arm height from seat	8 ⁷ / ₈ "	8 ⁷ / ₈ "
Seat pan angle	.5°	.5°
Angle between seat and back	97° to 112°	97° to 112°

cobi 434 Series Collaborative Chairs **Steelcase**

cobi 434 Series
Collaborative Chairs

Seating



Tip: Arm caps, top edge, and casters default to coordinate and match outer back color.

Standard Includes

- Weight-activated mechanism
- 5" pneumatic seat-height adjustment
- Fixed arms, if selected: plastic to match outer back
- Back upholstery: Connect 3D
- Seat upholstery: Cogent: Connect
- Frame, outer back, and five-arm base: Black
- 2½"-diameter, hard composition, dual-wheel casters: black plastic

Required to Specify

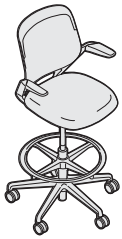
- 1 Style number
 - 2 Plastic color number for outer back
 - 3 Connect 3D color number for back
 - 4 Cogent: Connect color number for upholstery on seat
 - 5 Options, if selected (see below)
- See *Surface Materials*, page 208.

	Options	U.S. List Price	MAP	Required to Specify
Surface Materials	Outer back			
	• White	+\$80	+\$50	Specify with 6009 White.
	• Platinum	+\$80	+\$50	Specify with 6249 Platinum.
	• Near black	+\$80	+\$50	Specify with 6295 Near Black.
Casters	• Soft, dual-wheel roll control casters	+\$22	+\$15	Specify with soft casters.
Glides	• Glides: plastic	+\$22	+\$ 5	Specify with glides.

Specification Information

Description	Style Number	U.S. Base List Price	MAP	Upholstery
Arms with soft arm caps	434111	\$693	\$479	Connect 3D and Cogent: Connect
Without arms	434110	\$638	\$449	Connect 3D and Cogent: Connect
:	:	:	:	:

cobi 434 Series Swivel-Base Stools Steelcase



Tip: Arm caps, top edge, casters, and stool ring default to coordinate and match outer back color.

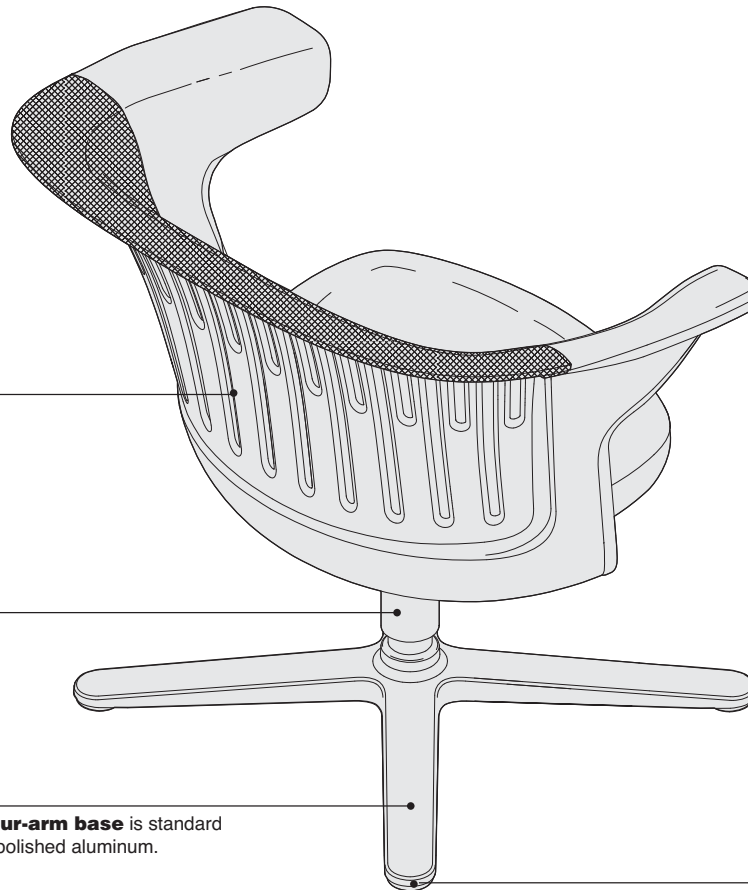


Standard Includes	Required to Specify
<ul style="list-style-type: none"> Weight-activated mechanism 10" pneumatic seat-height adjustment Fixed arms, if selected: plastic to match outer back Adjustable foot ring: black Back upholstery: Connect 3D Seat upholstery: Cogent: Connect Frame, outer back, and five-arm base: black 2½"-diameter, hard composition, dual-wheel casters: black plastic 	<ol style="list-style-type: none"> Style number Plastic color number for outer back Connect 3D color number for back Cogent: Connect color number for upholstery on seat Options, if selected (see below) <p>► See <i>Surface Materials</i>, page 208.</p>

	Options	U.S. List Price	MAP	Required to Specify
Surface Materials	Outer back			
	• White	+\$124	+\$80	Specify with 6009 White.
	• Platinum	+\$124	+\$80	Specify with 6249 Platinum.
	• Near black	+\$124	+\$80	Specify with 6295 Near Black.
Casters	• Soft, dual-wheel roll control casters	+\$ 22	+\$15	Specify with soft casters.
Glides	• Glides: plastic	+\$ 22	+\$ 5	Specify with glides.

Specification Information				
Description	Style Number	U.S. Base List Price	MAP	Upholstery
Arms with soft arm caps	434711	\$967	\$669	Connect 3D and Cogent: Connect
Without arms	434710	\$912	\$639	Connect 3D and Cogent: Connect

i2i is collaborative seating that helps people move freely, change postures, and stay energized and comfortable.



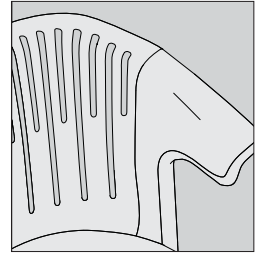
Flexing fingers form the back and offer support while moving and conforming to your body.

Dual-swivel mechanism allows the back and seat to swivel independently as well as together.

Four-arm base is standard in polished aluminum.

Glides are standard with the static base.

Product Details

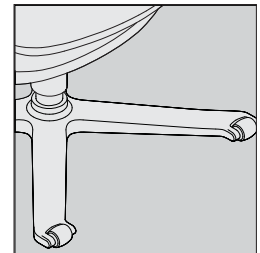


Flexing fingers in the back promote movement and provide support in a variety of postures.

Dual-swivel mechanism allows the back and seat to swivel independently as well as together.

Adjustment Features

Swivel-return cylinder option has a built in memory and will return to the fixed position when the user leaves the chair.



Mobile base includes two rollers on the front arms of the base that allow the chair to be moved easily.

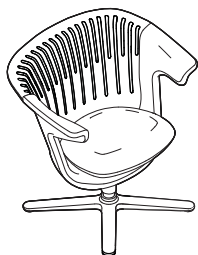


i2i Collaborative Chair

Overall depth	25"
Width	32½"
Height	31⅛"
Seat depth	17½"
Functional seat depth	17¼"
Seat width	19"
Seat height from floor	17½"
Back height from seat	17¼"
Back lumbar height	9¼"
Width between arms	23⅛"
Arm to floor	29¼"
Seat pan angle	-6.3°
Angle between seat and back	99.4°

i2i 416 Series Work Chair **Steelcase**

i2i 416 Series
Work Chair



Standard Includes

- Back: near black
- Static base with dual-swivel mechanism: polished aluminum
- Back upholstery: 3D Knit
- Seat and arms: sewn upholstery
- Glides: black plastic
- Requires customer installation^o

Required to Specify

- 1 Style number
 - 2 Plastic color number for frame
 - 3 3D Knit color number for back
 - 4 Fabric color number for upholstery on seat and arms
 - 5 Options, if selected (see below)
- See *Surface Materials*, page 208.

Seating

	Options	U.S. List Price	MAP	Required to Specify
Surface Materials	Platinum <ul style="list-style-type: none"> • On back shell 	+\$80	+\$40	Specify with 6249 Platinum.
Base	<ul style="list-style-type: none"> • Mobile base 	+\$53	+\$40	Specify with mobile base.
Cylinder	<ul style="list-style-type: none"> • Swivel with return 	+\$53	+\$40	Specify with swivel return.

Specification Information

Style Number	U.S. Base List Price	MAP	Upholstery
416911	\$1919	\$1439	Cogent: Connect
	\$2239	\$1639	Steelcase Leather

Move 490 Series Dimensions **Steelcase**



**Chair with Arms/
Plastic Chair
with Arms**



**Chair without Arms/
Plastic Chair
without Arms**



**Stool with Arms/
Plastic Stool
with Arms**



**Stool without Arms/
Plastic Stool
without Arms**

Overall depth	20 ¹ / ₄ "	20 ¹ / ₄ "	20 ¹ / ₄ "	20 ¹ / ₄ "
Width	25 ³ / ₄ "	21"	25 ³ / ₄ "	21"
Height	31 ¹ / ₂ "	31 ¹ / ₂ "	42 ¹ / ₂ "	42 ¹ / ₂ "
Seat depth	18 ¹ / ₂ "	18 ¹ / ₂ "	18 ¹ / ₂ "	18 ¹ / ₂ "
Functional seat depth	16 ⁷ / ₈ "	16 ⁷ / ₈ "	16 ⁷ / ₈ "	16 ⁷ / ₈ "
Seat width	19"/18 ¹ / ₄ "	19"/18 ¹ / ₄ "	19"/18 ¹ / ₄ "	19"/18 ¹ / ₄ "
Seat height from floor	18 ¹ / ₂ "/18"	18 ¹ / ₂ "/18"	29 ¹ / ₂ "/29"	29 ¹ / ₂ "/29"
Back width	19"	19"	19"	19"
Back height from seat	15 ¹ / ₄ "/15 ¹ / ₂ "	15 ¹ / ₄ "/15 ¹ / ₂ "	15 ¹ / ₄ "/15 ¹ / ₂ "	15 ¹ / ₄ "/15 ¹ / ₂ "
Back lumbar height	10"	10"	10"	10"
Width between arms	20 ¹ / ₂ "	N.A.	20 ¹ / ₂ "	N.A.
Arm to floor	25 ³ / ₄ "	N.A.	36 ³ / ₄ "/25 ³ / ₄ "	N.A.
Arm height from seat	8 ³ / ₈ "/8 ³ / ₄ "	N.A.	8 ³ / ₈ "/8 ³ / ₄ "	N.A.
Seat pan angle	5°/4°	5°/4°	5°/4°	5°/4°
Angle between seat and back	95°/96°	95°/96°	95°/96°	95°/96°

Move 490 Series Value Package Multi-Use Chairs **Steelcase**

Move 490 Series Value
Package Multi-Use Chairs

Buzz2 Fabric on Seat with Black on Frame and Back Shell

Seating

Standard Includes	Required to Specify
<ul style="list-style-type: none"> • Frame: 0835 Black paint • Back shell: 6205 Black plastic • Seat: Buzz2 fabric • Arms, if selected: 6205 Black plastic • Glides, if selected: plastic with stainless steel inserts • Hard, dual-wheel casters, if selected: black • Shipped fully assembled 	<ul style="list-style-type: none"> 1 Style number 2 Buzz2 fabric color number for seat ▶ See <i>Surface Materials</i>, page 208.



Specification Information				
Description	Style Number	U.S. List Price	MAP	Upholstery

Without Arms


With Glides, Black frame and shell	490410V	\$255	\$189	Buzz2
With Casters, Black frame and shell	490410VC	\$301	\$219	Buzz2

With Arms

With Glides, Black frame and shell	490412V	\$310	\$229	Buzz2
With Casters, Black frame and shell	490412VC	\$356	\$259	Buzz2



Move 490 Series Multi-Use Chairs Steelcase

	Standard Includes	Required to Specify
	<ul style="list-style-type: none"> Frame: 0835 Black paint Back shell: plastic Upholstery, if selected: fabric Buzz2 Arms, if selected: plastic to match back shell Glides, if selected: plastic with stainless steel inserts Hard, dual-wheel casters, if selected: black Shipped fully assembled 	<ul style="list-style-type: none"> 1 Style number 2 Plastic color number for back shell, and seat, if selected 3 Fabric color number for upholstery on seat and back, or seat, if selected 4 Options, if selected (see below) ▶ See <i>Surface Materials</i>, page 208.

	Options	U.S. List Price	MAP	Required to Specify
Surface Materials	Frame <ul style="list-style-type: none"> Platinum frame 	+\$54	+\$30	Specify with 4799 Platinum frame.
Glides	<ul style="list-style-type: none"> Soft glides for use on non-carpeted floors 	+\$ 6	+\$ 4	Specify with soft glides.
Casters	<ul style="list-style-type: none"> Soft, dual-wheel casters for use on hard floors 	+\$22	+\$16	Specify with soft casters.

Specification Information				
Description	Style Number	U.S. Base List Price	MAP	Upholstery

Upholstered Seat without Arms

With Glides	490410	\$270	\$189	Buzz2
With Casters	490410C	\$316	\$219	Buzz2

Upholstered Seat with Arms

With Glides	490412	\$325	\$259	Buzz2
With Casters	490412C	\$371	\$289	Buzz2

▶ Specification Information, continued on next page



► Specification Information, continued from previous page

Specification Information

Description	Style Number	U.S. Base List Price	MAP	Upholstery
:	:	:	:	:
:	:	:	:	:
:	:	:	:	:

Upholstered Back and Seat without Arms

With Glides, Black Frame	490410U	\$325	\$229	Buzz2
--------------------------	----------------	-------	-------	--------------



With Casters, Black Frame	490410UC	\$371	\$259	Buzz2
---------------------------	-----------------	-------	-------	--------------


Upholstered Back and Seat with Arms

With Glides, Black Frame	490412U	\$380	\$269	Buzz2
--------------------------	----------------	-------	-------	--------------



With Casters, Black Frame	490412UC	\$426	\$299	Buzz2
---------------------------	-----------------	-------	-------	--------------


Plastic Back and Seat without Arms

With Glides, Black Frame, Seat, and Shell	490410P	\$211	\$159	
---	----------------	-------	-------	--



With Casters, Black Frame, Seat, and Shell	490410CP	\$257	\$189	
--	-----------------	-------	-------	--


Plastic Back and Seat with Arms

With Glides, Black Frame, Seat, and Shell	490412P	\$266	\$199	
---	----------------	-------	-------	--




With Casters, Black Frame, Seat, and Shell	490412CP	\$312	\$229	
--	-----------------	-------	-------	--



Tip: Plastic finish number must be specified for both seat and back on plastic styles.

Move 490 Series Multi-Use Stools Steelcase

	Standard Includes	Required to Specify
	<ul style="list-style-type: none"> • Frame: paint • Back shell: plastic • Upholstery, if selected: fabric price group 1 • Arms, if selected: plastic to match back shell • Glides, if selected: plastic with stainless steel inserts • Hard, dual-wheel casters, if selected: black • Shipped fully assembled 	<ul style="list-style-type: none"> 1 Style number 2 Paint color number for frame 3 Plastic color number for back shell, and seat, if selected 4 Fabric color number for upholstery on seat and back, or seat, if selected 5 Options, if selected (see below) ▶ See <i>Surface Materials</i>, page 208.

	Options	U.S. List Price	MAP	Required to Specify
Surface Materials	Frame <ul style="list-style-type: none"> • Platinum frame 	+\$54	+\$30	Specify with 4799 Platinum frame.
Glides	<ul style="list-style-type: none"> • Soft glides for use on non-carpeted floors 	+\$ 6	+\$ 4	Specify with soft glides.
Casters	<ul style="list-style-type: none"> • Soft, dual-wheel casters for use on hard floors 	+\$22	+\$16	Specify with soft casters.

Specification Information				
Description	Style Number	U.S. Base List Price	MAP	Upholstery

Upholstered Seat without Arms

With Glides	490710	\$479	\$289	Buzz2
-------------	---------------	-------	-------	--------------

With Casters	490710C	\$525	\$319	Buzz2
--------------	----------------	-------	-------	--------------

Upholstered Back and Seat without Arms

With Glides	490710U	\$534	\$329	Buzz2
-------------	----------------	-------	-------	--------------

With Casters	490710UC	\$580	\$359	Buzz2
--------------	-----------------	-------	-------	--------------

▶ Specification Information, continued on next page



► Specification Information, continued from previous page

Specification Information

Description	Style Number	U.S. Base List Price	MAP	Upholstery
.
.
.

Upholstered Seat with Arms

With Glides	490712	\$534	\$319	Buzz2
-------------	---------------	-------	-------	--------------



With Casters	490712C	\$580	\$349	Buzz2
--------------	----------------	-------	-------	--------------



Upholstered Back and Seat with Arms

With Glides	490712U	\$589	\$359	Buzz2
-------------	----------------	-------	-------	--------------



With Casters	490712UC	\$635	\$389	Buzz2
--------------	-----------------	-------	-------	--------------



► Specification Information, continued on next page

► **Specification Information, continued from previous page**

Specification Information

• Description	• Style Number	• U.S. Base List Price	• MAP
•	•	•	•
•	•	•	•
•	•	•	•

Plastic Back and Seat without Arms

With Glides	490710P	\$416	\$249
-------------	----------------	-------	-------



With Casters	490710CP	\$462	\$269
--------------	-----------------	-------	-------



Tip: Plastic finish number must be specified for both seat and back on plastic styles.

Plastic Back and Seat with Arms

With Glides	490712P	\$471	\$279
-------------	----------------	-------	-------



With Casters	490712CP	\$517	\$299
--------------	-----------------	-------	-------



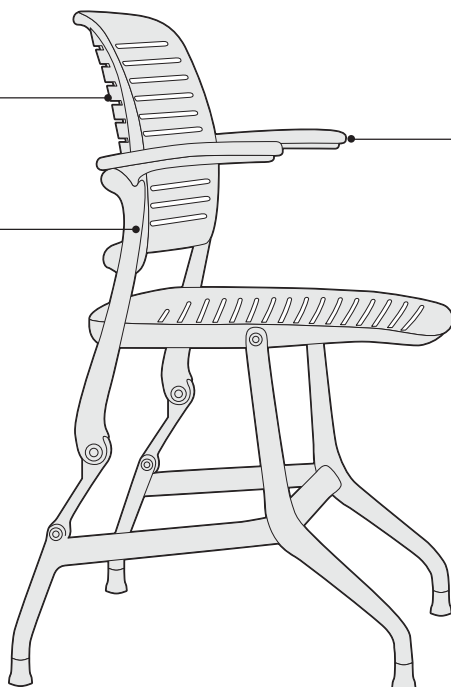
Tip: Plastic finish number must be specified for both seat and back on plastic styles.

Cachet 487 Series Steelcase

Cachet chairs are lightweight, extremely comfortable, multipurpose chairs with a unique Balanced-Action Rocker (BAR) mechanism that allows the chair to recline in response to the user's weight.

Flexible, contoured back and seat have parallel slats that conform to individual users.

Nylon injection-molded tubular frame provides strength with minimal weight.



Flip-up arms easily lift to move out of the way or to allow for stacking.



Balanced-action rocker (BAR) mechanism allows every user to fully recline.

Five-arm base is standard.

Seat height adjusts within a 5" range (15½"H to 20½"H) with a pneumatic-adjustment mechanism.

Hard, dual-wheel casters are provided for use on carpets. Soft, dual-wheel casters are available for use on hard floors.

Product Details



Chair bases are available in three styles—fixed-height four leg, adjustable-height swivel, and adjustable-height stool.



Balanced-action rocker (BAR) mechanism allows the user to recline for optimum comfort.

Cachet 487 Series Dimensions Steelcase



**Leg-Base
Multi-Use Chair**



**Swivel-Base
Work Chair**

Overall depth	20 $\frac{1}{2}$ "	25"
Width	23"	25"
Height	34 $\frac{1}{4}$ "	32 $\frac{1}{8}$ " to 37 $\frac{1}{8}$ "
Seat depth	19 $\frac{3}{8}$ "	19 $\frac{3}{8}$ "
Functional seat depth	16 $\frac{7}{8}$ "	16 $\frac{7}{8}$ "
Seat width	16 $\frac{3}{8}$ "	16 $\frac{3}{8}$ "
Seat height from floor	17 $\frac{5}{8}$ "	15 $\frac{1}{2}$ " to 20 $\frac{1}{2}$ "
Back width	18 $\frac{1}{2}$ "	18 $\frac{1}{2}$ "
Back height from seat	18 $\frac{3}{4}$ "	18 $\frac{3}{4}$ "
Back lumbar height	8"	8"
Width between arms	18 $\frac{1}{2}$ "	18 $\frac{1}{2}$ "
Arm to floor	27"	25" to 30"
Arm height from seat	10 $\frac{3}{4}$ "	10 $\frac{3}{4}$ "
Seat pan angle	5°	5°
Angle between seat and back	94° to 104°	94° to 107°

Cachet 487 Series Steelcase

	Standard Includes	Required to Specify
	<ul style="list-style-type: none"> Balanced-action rocker (BAR) mechanism Frame, seat, back, and five-arm base, or four-leg base: 6205 black plastic Flip-up arms, if selected: 6205 black plastic 5" pneumatic seat-height adjustment on work chairs 2 3/8" diameter, hard composition, dual-wheel casters or hard glides: black plastic Shipped fully assembled 	Style number ▶ See <i>Surface Materials</i> , page 208.



Specification Information

Description	Style Number	U.S. List Price	MAP	Upholstery

Swivel-base Work Chair



Without upholstery only with casters	4871110	\$666	\$459	
With upholstered seat only with casters	4871210	\$799	\$539	Buzz2 or Vinyl
With upholstered seat and back only without casters	4871211	\$863	\$589	Buzz2 or Vinyl

Leg-base Chair Without Arms



Without upholstery only with glides	4878100	\$400	\$279	
With upholstered seat only with glides	4878200	\$533	\$359	Buzz2 or Vinyl
With upholstered seat and back only with glides	4878201	\$597	\$409	Buzz2 or Vinyl

Leg-base Chair With Flip-Up Arms



Without upholstery only with glides	4878110	\$507	\$329	
With upholstered seat only with glides	4878210	\$640	\$409	Buzz2 or Vinyl
With upholstered seat and back only with glides	4878211	\$704	\$469	Buzz2 or Vinyl

Scoop Dimensions




Scoop Stool



Scoop Side Chair

Overall depth	22"	18 ⁷ / ₈ "
Overall width	23"	21 ¹ / ₈ "
Overall height	33"	22 ¹ / ₂ "
Functional seat depth	13 ¹ / ₂ "	13 ¹ / ₂ "
Seat width	17"	17"
Seat height from floor	28 ³ / ₄ "	18 ³ / ₈ "
Foot-bar height	12 ³ / ₄ "	N.A.

Stools and Side Chairs

	Standard Includes	Required to Specify
	<ul style="list-style-type: none"> Steel wire frame: platinum only Seat: white only Upholstered seat, if selected Glides Shipped fully assembled 	<ul style="list-style-type: none"> 1 Style number 2 Fabric color number for upholstery, if selected 3 Options, if selected (see below) ► See <i>Surface Materials</i>, page 208.

	Options	U.S. List Price	MAP	Required to Specify
Glides	<ul style="list-style-type: none"> Soft glides 	No cost	No cost	Specify with soft glides.

Specification Information


Description	Style Number	U.S. List Price	MAP	Upholstery

Stools

Without Upholstery	TS30701X	\$342	\$189	
With Upholstered Seat	TS30702X	\$404	\$209	Buzz2
		\$414	\$214	Cogent: Connect

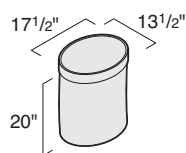
Side Chairs

Without Upholstery	TS30703X	\$335	\$179	
With Upholstered Seat	TS30704X	\$399	\$199	Buzz2
		\$409	\$204	Cogent: Connect

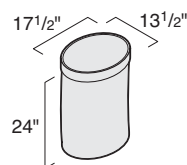


Crushed Can turnstone.

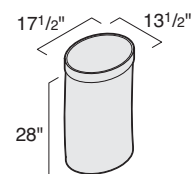
Crushed Can Dimensions



Small Can




Medium Can



Large Can

Overall depth	13 1/2"	13 1/2"	13 1/2"
Overall width	17 1/2"	17 1/2"	17 1/2"
Overall height	20"	24"	28"
Seat width	17 1/2"	17 1/2"	17 1/2"

Stools



Tip: Fabrics and COLs are available on upholstered body only.

Standard Includes		Required to Specify	
	• Top and bottom: 5783 Black vinyl only	1 Style number	
	• Upholstered body	2 Fabric color number for upholstered body	
	• Shipped fully assembled	3 Options, if selected (see below)	
	• Meets Cal. 116 and 117 requirements	▶ See <i>Surface Materials</i> , page 208.	

Options	U.S. List Price	MAP	Required to Specify
Handle	• Looped vinyl handle	+\$24	+\$10
			Specify <i>with handle</i> .

Specification Information				
Description	Style Number	U.S. Base List Price	MAP	Upholstery
•	•	•	•	•
•	•	•	•	•
•	•	•	•	•
•	•	•	•	•

Small Can

	TS33666X	\$174	\$109	Buzz2
•	•	\$197	\$119	Cogent: Connect
•	•	•	•	•

Medium Can

	TS33667X	\$187	\$119	Buzz2
•	•	\$210	\$129	Cogent: Connect
•	•	•	•	•

Large Can

	TS33668X	\$200	\$129	Buzz2
•	•	\$223	\$139	Cogent: Connect
•	•	•	•	•

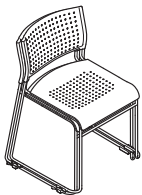
Domino Dimensions



Domino Stack Chair

Overall depth	20½"
Overall width	20"
Overall height	30"
Functional seat depth	17 ¹¹ / ₁₆ "
Seat width	16 ¹¹ / ₁₆ "
Seat height from floor	17 ⁹ / ₁₆ "
Back width	17 ¹⁵ / ₁₆ "
Back height from seat	14 ¹ / ₈ "
Stacked 20-high on dolly	62"H x 23"W x 41"D
Stacked 8-high on the floor	39"H x 20"W x 30"D

Stack Chairs



Tip: The black plastic seat and black paint frame on Domino stack chair are not an exact match to Steelcase finishes.

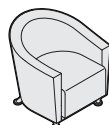
Standard Includes	Required to Specify
<ul style="list-style-type: none">• Frame: black• Shell: 6205 Black plastic• Glides: plastic• Package of two• Shipped fully assembled• Stacks 20 high on a dolly• Stacks 8 high on the floor	Style number

Specification Information				
	Description	Style Number	U.S. List Price	MAP
	Package of Two Chairs	TS37101X	\$273	\$189

Jenny Lounge Dimensions



Jenny Lounge Chair Club




Jenny Round Chair Arms

Overall depth	32½"	31¾"
Overall width	30"	31¾"
Overall height	32¼"	31¼"
Functional seat depth	21"	21"
Seat width	19"	19"
Seat height from floor	16", compressed	16", compressed
Back width	28"	28½"
Back height from seat	16"	18"
Width between arms	19½"	25¾"
Arm rest width	4½"	4"
Arm rest length	19¾"	N.A.
Arm-to-floor	26"	26"
Arm height from seat	7¾"	9½"

Tip: Aluminum legs increase overall height by ¼".

Club



Tip: Jenny lounge products have a relaxed appearance. They may show soft comfort wrinkles upon use.

Tip: Leather price group option ships at extended lead times.

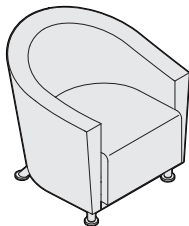
Tip: Brushed Aluminum legs are adjustable and have ¾" of height adjustment.

Standard Includes	Required to Specify
<ul style="list-style-type: none"> Fully upholstered lounge chair with arms Deck stitch detail Hard legs with glides: black plastic Shipped fully assembled Meets Cal. 116 and 117 requirements 	<ul style="list-style-type: none"> 1 Style number 2 Fabric color number for upholstery 3 Options, if selected (see below) <p>► See <i>Surface Materials</i>, page 208.</p>

Options	U.S. List Price	MAP	Required to Specify
Surface Materials Legs <ul style="list-style-type: none"> Brushed Aluminum legs Solid maple wood legs 	+\$104 +\$138	+\$65 +\$90	Specify with <i>Brushed Aluminum legs</i> . Specify with <i>solid maple wood legs</i> and select 3412 Natural Cherry, 3522 Clear Maple, or 3762 Dark Walnut.

Specification Information				
Description	Style Number	U.S. Base List Price	MAP	Upholstery
Upholstered club chair	TS31407X	\$1143	\$ 689	Buzz2
Leather club chair	TS31407L	\$4081	\$2369	Steelcase Leather
		\$1223 + leather \$	\$ 689 + leather \$	COL

Round



Tip: Leather price group option ships at extended lead times.

Standard Includes Required to Specify

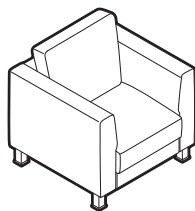
- Fully upholstered round chair with arms: fabric price group 1
 - Brushed aluminum legs
 - Shipped fully assembled
 - Meets Cal. 116 and 117 requirements
- 1 Style number
 - 2 Fabric color number for upholstery

► See *Surface Materials*, page 208.

Specification Information

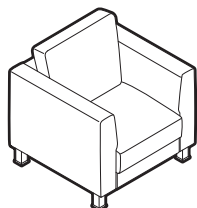
Description	Style Number	U.S. List Price	MAP	Upholstery
Round chair	TS31409	\$1524	\$799	Leland
		\$1606	\$879	Brisa

Lincoln Lounge Dimensions




Overall depth	32"
Overall width	33"
Overall height	34½"
Functional seat depth	20⅝"
Seat width	21½"
Seat height from floor	16⅞"
Back width	21⅜"
Back height from seat	20⅞/16"
Width between arms	23"
Arm rest width	5⅛"
Arm rest length	7⅞"
Arm height from seat	10¾"

Lincoln Lounge With Post Legs



Tip: Legs need to be assembled onto the lounge seating.

Standard Includes	Required to Specify
 <ul style="list-style-type: none"> • Seat and back: leather • Balance of the chair: simulated black leather • Post legs: 8043 Clear Anodized Aluminum • Shipped ready to assemble • Meets Cal. 116 and 117 requirements • Required customer installation 	<ul style="list-style-type: none"> 1 Style number 2 Options, if selected (see below) 3 Upholstery color number for seat and back <ul style="list-style-type: none"> L304 Black Leather L305 Brown Leather

Specification Information			
• Style Number	• U.S. List Price	• MAP	• Upholstery
TS31601X	\$964	\$499	Black or Brown leather
.	.	.	.

Tip: Due to natural variations in wood, finished products may vary in color, texture and grain.

Tip: Finish 3522 Clear Maple is a clear coat and therefore the natural variations in wood will be visible.

Tip: For use with Campfire.
▶ See page 179



Standard Includes

- Fully upholstered ottoman
- Four adjustable-height legs: brushed aluminum
- Meets Cal. 116 and 117 requirements
- Requires customer installation

Required to Specify

- 1 Style number
- 2 Fabric color number for upholstery
- 3 Options, if selected (see below)
- ▶ See *Surface Materials*, page 208.

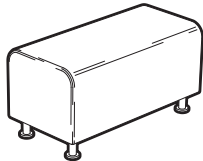
Options

Options	U.S. List Price	MAP	Required to Specify
Legs	• Solid maple wood legs +\$31	+\$20	Specify with solid maple wood legs and select 3412 Natural Cherry, 3522 Clear Maple, or 3762 Dark Walnut.

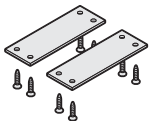
Glides	For use with Campfire settings		
• Low profile glides	No cost	No cost	Specify with low profile glides.

Specification Information

Dimensions D W H			Description	Style Number	U.S. Base List Price	MAP	Upholstery
24"	24"	19"	Round Ottoman	TS34401X	\$492 \$508	\$289 \$299	Buzz2 Cogent: Connect
18"	31"	19"	Corner Ottoman	TS34402X	\$546 \$562	\$319 \$329	Buzz2 Cogent: Connect
18"	36"	19"	Bench Ottoman	TS34403X	\$601 \$617	\$349 \$359	Buzz2 Cogent: Connect



Ganging Kit



Standard Includes

- Ganging kit
- Two plates
- Attachment hardware

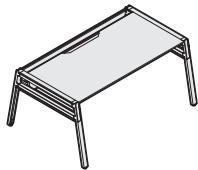
Required to Specify

- Style number

Specification Information

Dimensions D W		Style Number	U.S. List Price	MAP
2"	6"	TS31410	\$26	\$19

Table for One



Tip: Bivi tables require assembly.



Standard Includes

- 1/2"-thick table top: Low-Pressure Laminate
- Edge band: default color to match laminate
- Two legs: paint
- Cable trough: paint
- Requires customer installation

Required to Specify

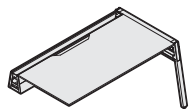
- 1 Style number
 - 2 Low-Pressure Laminate color number for table top
 - 3 Paint color number for legs and cable trough
 - 4 Options, if selected (see below)
- See *Surface Materials*, page 208.

	Options	U.S. List Price	MAP	Required to Specify
Power Kits	• Package of two plug and play power kits	+\$413	+\$189	Specify <i>with package of two plug and play power kits</i> and select paint color number.
	• Package of four plug and play power kits	+\$761	+\$359	Specify <i>with package of four plug and play power kits</i> and select paint color number.

Specification Information

Dimensions			Style Number	U.S. Base List Price	MAP
D	W	H			
42 1/4"	62"	28 1/2"	TS2SDWF3060	\$1172	\$539

Table Plus One



Tip: Bivi tables require assembly.

Tip: Table Plus One must attach to another Bivi table for stability.



Standard Includes

- 1/2"-thick table top: Low-Pressure Laminate
- Edge band: default color to match laminate
- One leg: paint
- Cable trough: paint
- Requires customer installation

Required to Specify

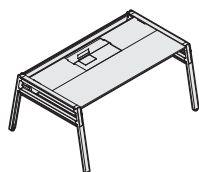
- 1 Style number
 - 2 Low-Pressure Laminate color number for table top
 - 3 Paint color number for leg and cable trough
 - 4 Options, if selected (see below)
- See *Surface Materials*, page 208.

	Options	U.S. List Price	MAP	Required to Specify
Power Kits	• Package of two plug and play power kits	+\$413	+\$190	Specify <i>with package of two plug and play power kits</i> and select paint color number.
	• Package of four plug and play power kits	+\$761	+\$350	Specify <i>with package of four plug and play power kits</i> and select paint color number.

Specification Information

Dimensions			Style Number	U.S. Base List Price	MAP
D	W	H			
42 1/4"	60"	28 1/2"	TS2SDAF3060	\$998	\$459

Table for One with Back Pocket



Tip: Bivi tables require assembly.



Standard Includes

- 1/2"-thick table top: Low-Pressure Laminate
- Edge band: default color to match laminate
- Two legs: paint
- Cable trough: paint
- Back pocket: paint
- Two pocket covers: Low-Pressure Laminate
- Requires customer installation

Required to Specify

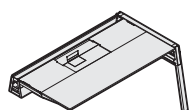
- 1 Style number
 - 2 Low-Pressure Laminate color number for table top and pocket covers
 - 3 Paint color number for legs, back pocket, and cable trough
 - 4 Options, if selected (see below)
- See *Surface Materials*, page 208.

	Options	U.S. List Price	MAP	Required to Specify
Power Kits	• Package of two plug and play power kits	+\$413	+\$190	Specify with package of two plug and play power kits and select paint color number.
	• Package of four plug and play power kits	+\$761	+\$350	Specify with package of four plug and play power kits and select paint color number.

Specification Information

Dimensions			Style Number	U.S. Base List Price	MAP
D	W	H			
42 1/4"	62"	28 1/2"	TS2SDWS3060	\$1389	\$639

Table Plus One with Back Pocket



Tip: Bivi tables require assembly.



Standard Includes

- 1/2"-thick table top: Low-Pressure Laminate
- Edge band: default color to match laminate
- One leg: paint
- Cable trough: paint
- Back pocket: paint
- Two pocket covers: Low-Pressure Laminate
- Requires customer installation

Required to Specify

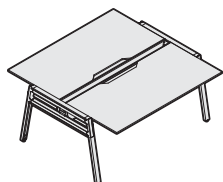
- 1 Style number
 - 2 Low-Pressure Laminate color number for table top and pocket covers
 - 3 Paint color number for leg, back pocket, and cable trough
 - 4 Options, if selected (see below)
- See *Surface Materials*, page 208.

	Options	U.S. List Price	MAP	Required to Specify
Power Kits	• Package of two plug and play power kits	+\$413	+\$190	Specify with package of two plug and play power kits and select paint color number.
	• Package of four plug and play power kits	+\$761	+\$350	Specify with package of four plug and play power kits and select paint color number.

Specification Information

Dimensions			Style Number	U.S. Base List Price	MAP
D	W	H			
42 1/4"	60"	28 1/2"	TS2SDAS3060	\$1215	\$559

Table for Two



Tip: Bivi tables require assembly.



Standard Includes

- Two, 1/2"-thick table tops: Low-Pressure Laminate
- Edge band: default color to match laminate
- Two legs: paint
- Cable trough: paint
- Requires customer installation

Required to Specify

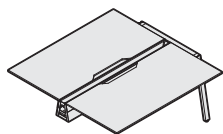
- 1 Style number
 - 2 Low-Pressure Laminate color number for table tops
 - 3 Paint color number for legs and cable trough
 - 4 Options, if selected (see below)
- See *Surface Materials*, page 208.

	Options	U.S. List Price	MAP	Required to Specify
Power Kits	• Package of two plug and play power kits	+\$413	+\$190	Specify with package of two plug and play power kits and select paint color number.
	• Package of four plug and play power kits	+\$761	+\$350	Specify with package of four plug and play power kits and select paint color number.

Specification Information

Dimensions			Style Number	U.S. Base List Price	MAP
D	W	H			
60"	62"	28 1/2"	TS2TTWF3060	\$1658	\$829

Table Plus Two



Tip: Bivi tables require assembly.

Tip: Table Plus Two must attach to another Bivi table for stability.



Standard Includes

- Two, 1/2"-thick table tops: Low-Pressure Laminate
- Edge band: default color to match laminate
- One leg: paint
- Cable trough: paint
- Requires customer installation

Required to Specify

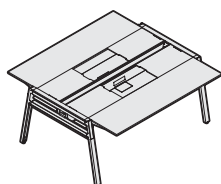
- 1 Style number
 - 2 Low-Pressure Laminate color number for table top
 - 3 Paint color number for leg and cable trough
 - 4 Options, if selected (see below)
- See *Surface Materials*, page 208.

	Options	U.S. List Price	MAP	Required to Specify
Power Kits	• Package of two plug and play power kits	+\$413	+\$190	Specify with package of two plug and play power kits and select paint color number.
	• Package of four plug and play power kits	+\$761	+\$350	Specify with package of four plug and play power kits and select paint color number.

Specification Information

Dimensions			Style Number	U.S. Base List Price	MAP
D	W	H			
60"	60"	28 1/2"	TS2TTAF3060	\$1498	\$749

Table for Two with Back Pockets



Tip: Bivi tables require assembly.



Standard Includes

- Two, 1/2"-thick table tops: Low-Pressure Laminate
- Edge band: default color to match laminate
- Two legs: paint
- Cable trough: paint
- Two back pockets: paint
- Four pocket covers: Low-Pressure Laminate
- Requires customer installation

Required to Specify

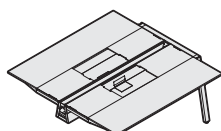
- 1 Style number
 - 2 Low-Pressure Laminate color number for table tops and pocket covers
 - 3 Paint color number for legs, back pockets, and cable trough
 - 4 Options, if selected (see below)
- See *Surface Materials*, page 208.

	Options	U.S. List Price	MAP	Required to Specify
Power Kits	• Package of two plug and play power kits	+\$413	+\$190	Specify <i>with package of two plug and play power kits</i> and select paint color number.
	• Package of four plug and play power kits	+\$761	+\$350	Specify <i>with package of four plug and play power kits</i> and select paint color number.

Specification Information

• Dimensions			• Style	• U.S.	• MAP
D	W	H	Number	Base List Price	
60"	62"	28 1/2"	TS2TTWS3060	\$1998	\$999

Table Plus Two with Back Pockets



Tip: Bivi tables require assembly.

Tip: Bivi Table Plus Two with Back Pockets must attach to another Bivi table for stability.



Standard Includes

- Two, 1/2"-thick table tops: Low-Pressure Laminate
- Edge band: default color to match laminate
- One leg: paint
- Cable trough: paint
- Two back pockets: paint
- Four pocket covers: Low-Pressure Laminate
- Requires customer installation

Required to Specify

- 1 Style number
 - 2 Low-Pressure Laminate color number for table tops and pocket covers
 - 3 Paint color number for leg, back pocket, and cable trough
 - 4 Options, if selected (see below)
- See *Surface Materials*, page 208.

	Options	U.S. List Price	MAP	Required to Specify
Power Kits	• Package of two plug and play power kits	+\$413	+\$190	Specify <i>with package of two plug and play power kits</i> and select paint color number.
	• Package of four plug and play power kits	+\$761	+\$350	Specify <i>with package of four plug and play power kits</i> and select paint color number.

Specification Information

• Dimensions			• Style	• U.S.	• MAP
D	W	H	Number	Base List Price	
60"	60"	28 1/2"	TS2TTAS3060	\$1838	\$919

Bivi Turnstone Tables

Tip: Turnstone tables require assembly.



Standard Includes

- 1"-thick table top: Low-Pressure Laminate
- Edge band: default color to match laminate
- Post legs or tapered legs: paint
- Requires customer installation

Required to Specify

- 1 Style number
 - 2 Low-Pressure Laminate color number for table top
 - 3 Paint color number for legs
- See *Surface Materials*, page 208.

Specification Information


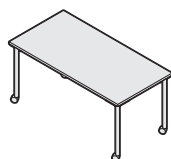
• Dimensions			• Style	• U.S.	• MAP
D	W	H	Number	List	
				Price	

Table with Post Legs with Casters (two locking)

30"	60"	28 ¹ / ₂ "	TS2LD3060PS	\$636	\$299
-----	-----	----------------------------------	--------------------	-------	-------

Table with Tapered Legs

30"	60"	28 ¹ / ₂ "	TS2LD3060TS	\$743	\$349
-----	-----	----------------------------------	--------------------	-------	-------



Currency Steelcase

Currency is a freestanding laminate desking line. Desks, returns, credenzas, and storage components are shipped fully assembled. Desk shells and rectilinear shape work-surfaces are shipped knocked down for assembly in the field using quick-connect hardware.

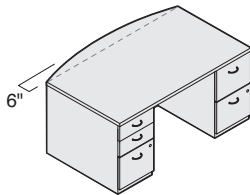
Worksurfaces are standard 1 $\frac{1}{8}$ " thick.

Box drawers open their full depth using ball-bearing suspensions.

File drawers open their full depth for total access to the contents. File drawers have heavy-duty ball-bearing suspensions. They accommodate letter-size filing front to back and legal-size filing side to side.

Lock for the box/box/file pedestal option does not lock the top box drawer.

Locks are located in the bottom drawer of the pedestal, top right-hand corner.



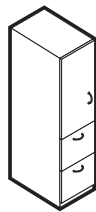
Bow-front desks have a 6" overhang on the visitor side. Back panel is inset 12" from edge of bow.

Desk shells can be used with mobile pedestals. Desk shells are standard with full-height modesty panels.

Rectilinear-shape worksurfaces must be attached to an adjoining worksurface to form a flush-height, L-shaped configuration and to provide stability. Post leg diameter is 6".

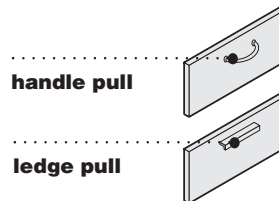
Rectangular desk shells are standard with two full-depth end panels.

Rectangular tops used in conjunction with square post legs create a return.



18"W tower

Towers provide vertical storage that aid in defining boundaries and increasing privacy.



Pull Choices

Turnstone handle pull is standard. Turnstone ledge pulls are available as an option on drawers and doors.

Slatwall with mounting brackets and slatwall tackboards add privacy and keep clutter from the worksurface.

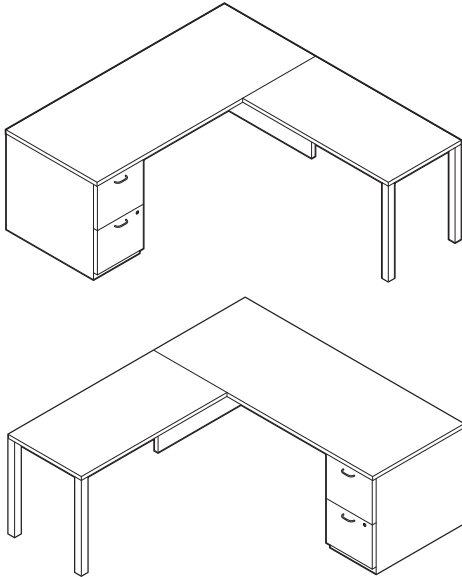
Lower storage cabinets can be used as stand-alone storage components. Cabinets can be specified with or without doors.

Bookcases, shipped fully assembled, are available in several different configurations. Shelves on bookcases adjust in 1 $\frac{1}{4}$ " increments. Quarter bookcases are available with fixed shelves only.

Table tops are available in rectangular. Legs support worksurfaces at 28 $\frac{1}{2}$ "H or 28 $\frac{3}{4}$ "H overall, which includes the worksurface thickness.

Square leg comes standard with attachment hardware. The 2" square leg is available in packages of two and four. Legs are 27 $\frac{3}{8}$ "H with glides. Glide adjusts $\frac{7}{8}$ ".

Left or Right L-Shaped Desk



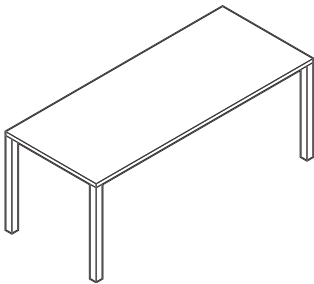
Left-hand

Quantity	List Price	MAP	Style Number	Description	Page for Ordering
1 x	\$1078	\$ 709	TS5TLDL3072	Single Pedestal Desk	87
1 x	\$ 192	\$ 129	TS5TLTD2448	24"D x 48"W Top	89
1 x	\$ 217	\$ 129	TS5LMSQL272	Platinum Square Leg	90
	No charge	No charge	LOCK9201FR	Lock	91
1 x	\$ 62	\$ 39	TSATPL14	Bracket	90
\$1549 Total list price		\$1006 Total MAP			

Right-hand

Quantity	List Price	MAP	Style Number	Description	Page for Ordering
1 x	\$1078	\$ 709	TS5TLDR3072	Single Pedestal Desk	87
1 x	\$ 192	\$ 129	TS5TLTD2448	24"D x 48"W Top	89
1 x	\$ 217	\$ 129	TS5LMSQL272	Platinum Square Leg	90
	No charge	No charge	LOCK9201FR	Lock	91
	\$ 62	\$ 39	TSATPL14	Bracket	90
1 x	\$1549 Total list price	\$1006 Total MAP			

4 Post Desk



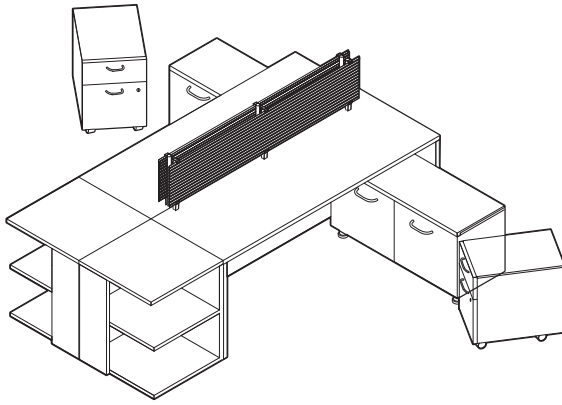
24 x 48

Quantity	List Price	MAP	Style Number	Description	Page for Ordering
1 x	\$192	\$129	TS5TLTD2448	24"D x 48"W Top	89
1 x	\$433	\$259	TS5LMSQL274	4 Square Post Legs	90
\$625 Total List Price		\$388 Total MAP			

30 x 60

Quantity	List Price	MAP	Style Number	Description	Page for Ordering
1 x	\$275	\$179	TS5TLTD3060	30"D x 60"W Top	89
1 x	\$433	\$259	TS5LMSQL274	4 Square Post Legs	90
\$708 Total List Price		\$438 Total MAP			

Small Office For Two



Quantity	List Price	MAP	Style Number	Description	Page for Ordering
2 x	\$ 487 = \$ 974	\$ 319 = \$638	TS5TLDS2472	24"D x 72"W Desk Shell, 1 1/8" Top	88
2 x	\$ 372 = \$ 744	\$ 219 = \$438	TS5YSL1268	68"W Slatwall	92
2 x	\$ 179 = \$ 358	\$ 109 = \$218	TS5YMB312	3 Pack Mounting Brackets	92
2 x	\$ 524 = \$1048	\$ 329 = \$658	TS5TLSD36	36"W Lower Storage Cabinet, 1 1/8" Top, Platinum Ledge Pull, Lock	118
2 x	\$ 575 = \$1150	\$ 359 = \$718	TS5TLBF22M	Box-file Mobile Pedestal, Platinum Ledge Pull, Lock	122
1 x	\$ 487 = \$ 487	\$ 309 = \$309	TS5TLQL2428	Left-hand 24"D x 28"H Quarter bookcase, 1 1/8" Top	117
1 x	\$ 487 = \$ 487	\$ 309 = \$309	TS5TLQR2428	Right-hand 24"D x 28"H Quarter bookcase, 1 1/8" Top	117
No charge			LOCK9201FR	4 Locks	91
\$5248 Total list price		\$3288 Total MAP			

Currency Double-Pedestal Desks Steelcase

Tip: Grain direction of modesty panel runs horizontally. Grain direction of pedestals runs vertically.

Tip: Lock for the box/box/file pedestal does not lock the top box drawer.

Standard Includes	Required to Specify
<ul style="list-style-type: none"> 1 1/8"-thick worksurface: Low-Pressure Laminate Desk with full-height modesty panel: Low-Pressure Laminate Drawer front: Low-Pressure Laminate 3 mm radius profile edge on user's side: plastic default to match worksurface 1 mm side and back edges: plastic default to match worksurface Handle pulls: 0835 Black or 9211 Nickel One full-height box/box/file pedestal at left and one full-height file/file pedestal at right or one 3/4-height box/file pedestal at left and one 3/4-height box/file pedestal at right Full-extension, heavy-duty ball-bearing drawer suspensions Drawer interior: black laminate only One pencil tray in pedestals with a box drawer: black plastic only File drawers to accommodate front-to-back or side-to-side filing of letter-size hanging file folder frames or side-to-side filing of legal-size hanging file folder frames Lock face ring with plastic plug to accommodate lock cylinder for each pedestal: 9201 Polished Chrome Adjustable leveling glides Shipped fully assembled Requires professional installation 	<ol style="list-style-type: none"> Style number Low-Pressure Laminate, color number for worksurface, desk, and drawer front Paint color number for handle pulls: 0835 Black, 9211 Nickel Options, if selected (see below) <ul style="list-style-type: none"> ▶ See <i>Surface Materials</i>, page 208. <i>Tip: Remember to specify lock cylinder and key.</i> ▶ <i>Lock Cylinders</i>, page 91.



Tip: Bow-front desk shells have a 6" overhang on the visitor side. Back panel is inset 12" from edge of bow.

Options	U.S. List Price	MAP	Required to Specify
Pedestals <ul style="list-style-type: none"> Full-height <ul style="list-style-type: none"> Two file/file pedestals: No cost One open/box/file pedestal at left and one file/file pedestal at right: No cost 		<ul style="list-style-type: none"> No cost No cost 	<ul style="list-style-type: none"> Specify with two file/file pedestals. Specify with one open/box/file pedestal left and one file/file pedestal right.
Pulls <ul style="list-style-type: none"> Bar pulls: 7207 Black: +\$25 Bar pulls: 4799 Platinum: +\$31 		<ul style="list-style-type: none"> +\$10 +\$10 	<ul style="list-style-type: none"> Specify with 7207 Black bar pulls. Specify with 4799 Platinum bar pulls.

Specification Information			
Dimensions D W H	Style Number	U.S. Base List Price	MAP

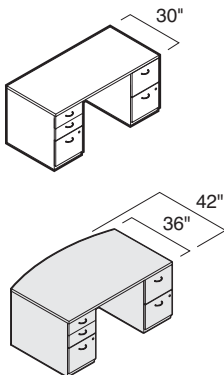
Laminate Top

Full-Height Pedestals

30"	60"	28 1/2"	TS5TLD23060	\$1274	\$809
30"	66"	28 1/2"	TS5TLD23066	\$1345	\$839
30"	72"	28 1/2"	TS5TLD23072	\$1412	\$869

Full-Height Pedestals with Bow Front

42"	72"	28 1/2"	TS5TLB24272	\$1549	\$979
-----	-----	---------	--------------------	--------	-------



Standard Includes

- 1 1/8"-thick worksurface: Low-Pressure Laminate
- Desk with full-height modesty panel: Low-Pressure Laminate
- Drawer front: Low-Pressure Laminate
- 3 mm radius profile edge on user's side: plastic default to match worksurface
- 1 mm side and back edges: plastic default to match worksurface
- Handle pulls: 0835 Black or 9211 Nickel
- One full-height file/file pedestal
- Full-extension, heavy-duty ball-bearing drawer suspensions
- Drawer interior: black laminate only
- File drawers to accommodate front-to-back or side-to-side filing of letter-size hanging file folder frames or side-to-side filing of legal-size hanging file folder frames
- Lock face ring with plastic plug to accommodate lock cylinder: 9201 Polished Chrome
- Adjustable leveling glides
- Shipped fully assembled
- Requires professional installation



Required to Specify

- 1 Style number
- 2 Low-Pressure Laminate, or High-Pressure Laminate color number for worksurface, desk, and drawer front
- 3 Paint color number for handle pulls: 0835 Black, 9211 Nickel
- 4 Options, if selected (see below)
 - ▶ See *Surface Materials*, page 208.
 - Tip: Remember to specify lock cylinder and key.
 - ▶ Lock Cylinders, page 91.

Tip: Lock for the box/box/file pedestal option does not lock the top box drawer.

Tip: Grain direction of modesty panel runs horizontally. Grain direction of end panel and pedestal runs vertically.

	Options	U.S. List Price	MAP	Required to Specify
Pedestals	Full-height			
	• One box/box/file pedestal	No cost	No cost	Specify with one box/box/file pedestal.
	• One open/box/file pedestal	No cost	No cost	Specify with one open/box/file pedestal.
Pulls	• Bar pulls: 7207 Black	+\$25	+\$10	Specify with 7207 Black bar pulls.
	• Bar pulls: 4799 Platinum	+\$31	+\$10	Specify with 4799 Platinum bar pulls.

Specification Information

Dimensions	Style	U.S.	MAP
D W H	Number	Base List Price	

Laminate Top

Left-Hand Full-Height Single Pedestal

30"	60"	28 1/2"	TS5TDL3060	\$ 966	\$599
30"	72"	28 1/2"	TS5TDL3072	\$1078	\$709
:	:	:	:	:	:

Right-Hand Full-Height Single Pedestal

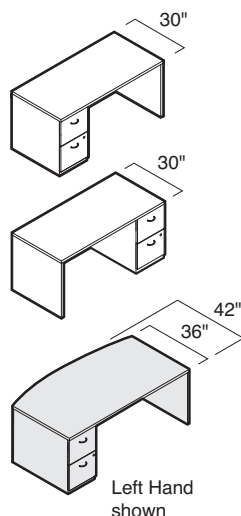
30"	60"	28 1/2"	TS5TLDR3060	\$ 966	\$599
30"	72"	28 1/2"	TS5TLDR3072	\$1078	\$709
:	:	:	:	:	:

Left-Hand Full-Height Single Pedestal with Bow Front

42"	72"	28 1/2"	TS5TLBL4272	\$1202	\$789
:	:	:	:	:	:

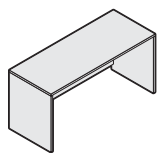
Right-Hand Full-Height Single Pedestal with Bow Front

43"	72"	28 1/2"	TS5TLBR4272	\$1202	\$789
:	:	:	:	:	:



Currency Desk Shells and Table Tops Steelcase

Rectangular Desk Shells



Tip: Grain direction of modesty panel runs horizontally. Grain direction of end panels runs vertically.



Standard Includes

- 1 1/8"-thick worksurface: Low-Pressure Laminate
- Desk shell with full-height modesty panel and two full-depth end panels: Low-Pressure Laminate
- 3 mm radius profile edge on user's side: plastic
- 1 mm side and back edges: plastic default to match worksurface
- Adjustable leveling glides
- Shipped ready to assemble
- Requires professional installation

Required to Specify

- 1 Style number
 - 2 Low-Pressure Laminate color number for worksurface and desk shell
 - 3 Plastic edge band color for worksurface
- See *Surface Materials*, page 208.

Specification Information

Dimensions			Style	U.S.	MAP
D	W	H	Number	List Price	

Laminate Top

24"	48"	28 1/2"	TS5TLDS2448	\$430	\$269
24"	60"	28 1/2"	TS5TLDS2460	\$448	\$299
24"	72"	28 1/2"	TS5TLDS2472	\$487	\$319
30"	48"	28 1/2"	TS5TLDS3048	\$456	\$299
30"	60"	28 1/2"	TS5TLDS3060	\$475	\$319

Bow-Front Desk Shells

Tip: Grain direction of modesty panel runs horizontally. Grain direction of end panels runs vertically.



Standard Includes

- 1 1/8"-thick worksurface: Low-Pressure Laminate
- Desk shell with full-height modesty panel and two full-depth end panels: Low-Pressure Laminate
- 3 mm radius profile edge on user's side: plastic
- 1 mm side and back edges: plastic default to match worksurface
- Adjustable leveling glides
- Shipped ready to assemble
- Requires professional installation

Required to Specify

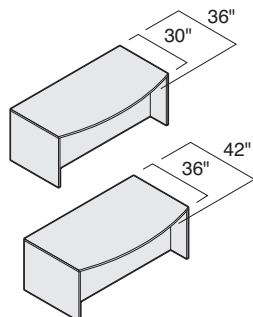
- 1 Style number
 - 2 Low-Pressure Laminate or color number for worksurface
 - 3 Plastic edge band color number for worksurface
- See *Surface Materials*, page 208.

Specification Information

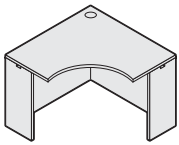
Dimensions			Style	U.S.	MAP
D	W	H	Number	List Price	

Low-Pressure Laminate Top

36"	72"	28 1/2"	TS5TLBS3672	\$645	\$439
42"	72"	28 1/2"	TS5TLBS4272	\$710	\$489



Curved Corner Desk Shells Used as Return



Tip: Grain direction of modesty panel runs horizontally. Grain direction of end panels runs vertically.

Tip: Curved corner desk shell must be used in conjunction with returns or return shells; they are not freestanding.

Standard Includes

- 1 1/8"-thick worksurface: Low-Pressure Laminate
- Desk shell with full-height modesty panel and two clear-access end panels: Low-Pressure Laminate
- 3 mm radius profile edge on user's side: plastic
- 1 mm side and back edges: plastic default to match user's side
- Grommet: black plastic only
- Adjustable leveling glides
- Shipped ready to assemble

Required to Specify

- 1 Style number
 - 2 Low-Pressure Laminate color number for worksurface
 - 3 Plastic edge band color number for worksurface
- See *Surface Materials*, page 208.

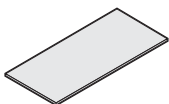
Specification Information

• Dimensions			• Style	• U.S.	• MAP
D	W	H	Number	List Price	

Low-Pressure Laminate Top

24"	42"	28 1/2"	TS5TLCS2442	\$586	\$399

Rectangular Table Tops Used as Return



Standard Includes

- 1 1/8"-thick table top: Low-Pressure Laminate
- 3 mm radius profile edge on user's side: plastic default to match top
- 1 mm on sides and back edge: plastic default to match top
- Shipped ready to assemble
- Requires professional installation

Required to Specify

- 1 Style number
 - 2 Low-Pressure Laminate color number for top
- See *Surface Materials*, page 208.

Specification Information


• Dimensions			• Style	• U.S.	• MAP
D	W	H	Number	List Price	

Laminate Top

24"	48"	1 1/8"	TS5TLTD2448	\$192	\$129
30"	60"	1 1/8"	TS5TLTD3060	\$275	\$179

Currency Table Legs and Supports Steelcase

Square Legs

	Standard Includes	Required to Specify
	<ul style="list-style-type: none"> Square legs: 7207 Black Adjustable leveling glides Shipped ready to assemble Requires professional installation 	1 Style number 2 Options, if selected (see below)

	Options	U.S. List Price	MAP	Required to Specify
Surface Materials	• 4799 Platinum Metallic for package of two	+\$20	+\$ 9	Specify with <i>platinum metallic</i> .
	• 4799 Platinum Metallic for package of four	+\$40	+\$25	Specify with <i>platinum metallic</i> .

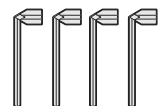
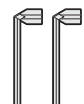
Specification Information				
Dimensions			Style Number	U.S. Base List Price
D	W	H		

Package of Two

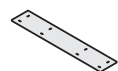
2"	2"	27 ³ / ₈ "	TS5LMSQL272	\$217	\$129
:	:	:	:	:	:

Package of Four

2"	2"	27 ³ / ₈ "	TS5LMSQL274	\$433	\$259
:	:	:	:	:	:



Supports



Tip: In-line support plates should be used on 90° corner bridges when legs are not used. Use two 14"D in-line support plates with 24"D corner bridges, and use two 20"D in-line support plates with 30"D corner bridges.

	Standard Includes	Required to Specify
	• Worksurface support: black paint	Style number

Specification Information			
Depth	Style Number	U.S. List Price	MAP

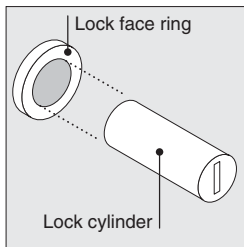
In-Line Support Plates

14"	TSATPL14	\$62	\$39
:	:	:	:

Lock and Keying Options Steelcase

Currency

Lock and Keying Options



Front-removable lock cylinders can be installed or removed in the field with a special tool. This feature allows you to field install lock cylinders after the furniture is installed.

All locks are designated with key numbers. You can specify a key number; however, if you don't specify a key number, the locks in your order will be keyed random.

Standard Keying

All products are standard keyed random.

Step 1

Furniture will be shipped with a plastic shipping plug. Specify lock cylinder and keying options separately.

Tip: Be sure to specify a lock color number (9201 Polished Chrome or 9250 Ember Chrome) for the lock face ring.

Step 2

Order enough lock cylinders to fill each lock location. You must also order a lock tool.

Tip: Lock tools are reusable. You don't need to order additional lock tools with every furniture order.

Lock cylinders and the installation tool will be shipped separately so that you can install the locks when you are ready.

To specify lock cylinders, list the total number of lock cylinders that you want with the appropriate style number. If you are specifying key numbers, list the breakdown of the quantity of each key number.

An example of how your order should look is shown below:

Example:

10 LOCK9201FR FR320

5 LOCK9201FR FR350

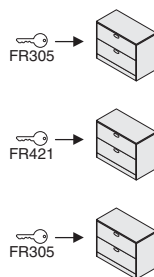
15 Total

1 877102003SR standard lock tool

Keying Options

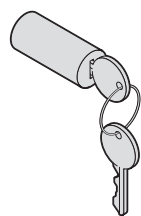
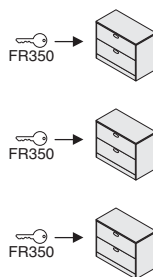
Key random means that the locks will be assigned arbitrarily at the factory with key numbers ranging from FR305 to FR454.

Tip: Random keying can mean that different furniture units will have the same key number. If you must have all locks keyed differently, you should specify key numbers for all locks.



Key specific means that you can specify any key number from FR305 to FR454. This option can be used to key all the furniture units in a workstation or department the same.

Tip: Designate the quantity per key number in your specification when ordering more than one product with the same style number.



Tip: Lock price is included in price of furniture with locks.

Tip: You can change lock cylinders in the field by using the appropriate lock tool.

Standard Includes

- Lock cylinder, keyed random: 9201 Polished Chrome
- Two keys

Required to Specify

- 1 Style number
- 2 Options, if selected (see below)

Options	U.S. List Price	MAP	Required to Specify
Key specific	No cost	No cost	Select key number from FR305–FR454.

Specification Information

• Color	• Style Number	• U.S. List Price	• MAP

FR Series (Standard Keying System) – Lock Cylinder

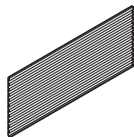
Polished Chrome	LOCK9201FR	No cost	No cost
-----------------	-------------------	---------	---------

Standard Lock Tool

877102003SR	\$23	\$10
--------------------	------	------

Slatwall Screens and Mounting Brackets Steelcase

Slatwall Screens



Standard Includes	Required to Specify
-------------------	---------------------

- Slatwall screen: 7207 Black

- 1 Style number
 - 2 Paint color number for slatwall screen
 - 3 Options, if selected (see below)
- ▶ See *Surface Materials*, page 208.

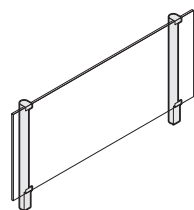
Options	U.S. List Price	MAP	Required to Specify
---------	-----------------	-----	---------------------

Surface Materials	• 4799 Platinum Metallic	+\$16	+\$10	Specify with <i>Platinum Metallic</i> .
--------------------------	--------------------------	-------	-------	---

Specification Information

Dimensions			Style Number	U.S. Base List Price	MAP
D	W	H			
1/4"	68 1/8"	12"	TS5YSL1268	\$372	\$219

Mounting Brackets



Tip: Specify package of three mounting brackets for use with 56 1/4"W or wider screens. Specify package of two mounting brackets for use with all other applications.

Standard Includes	Required to Specify
-------------------	---------------------

- Screen mounting brackets: 7207 Black

- 1 Style number
 - 2 Paint color number for screen mounting brackets
 - 3 Options, if selected (see below)
- ▶ See *Surface Materials*, page 208.

Options	U.S. List Price	MAP	Required to Specify
---------	-----------------	-----	---------------------

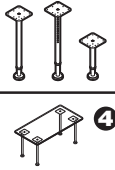

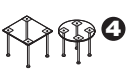


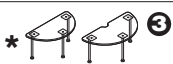
Surface Materials	• 4799 Platinum Metallic	+\$10	+\$5	Specify with <i>Platinum Metallic</i> .
--------------------------	--------------------------	-------	------	---

Specification Information

Dimensions			Style Number	U.S. Base List Price	MAP
D	W	H			

Package of Three Mounting Brackets

1 1/2"	2"	15"	TS5YMB312	\$179	\$109
--------	----	-----	------------------	-------	-------

	Post Leg, or Standing-Height Adjustable Leg	28" dia. bases 27 ³ / ₈ " and 41"H
24"D Rectangular Tops	 ④	N.A.
30"D Rectangular Tops	 ④	N.A.
Round and Square Tops 36"	 ④	①
Round Tops 42" Diameter	 ④	N.A.
Square Tops 42"	 ④	N.A.
Half-Round Tops 24" x 48"	 ③	N.A.

① = Number of legs for table

* = To ensure proper stability, post legs and standing-height adjustable post legs with caster option only cannot be used on these top sizes.

Groupwork furniture supports team activities. It is appropriate in an open plan and an enclosed work space. Table tops and table legs are ordered separately.

Worksurfaces have 2" radius corners with 3 mm edge band on all sides. Edge band is color matched to laminate.

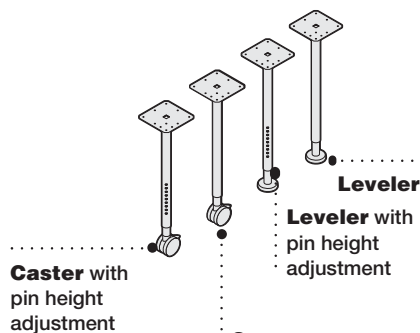
Standing-height adjustable legs adjust on 1" increments from 28¹/₂"–45"H (includes top thickness).

Pin height-adjustable legs are available as an option on post legs and T-legs. Legs adjust at ³/₄" increments from 26⁵/₁₆"–32⁵/₁₆"H (includes top thickness).

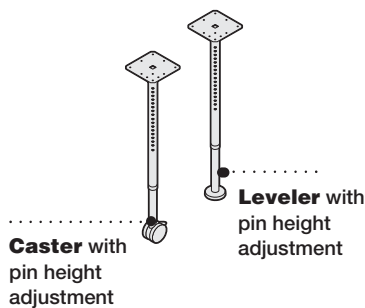
Levelers adjust 2¹/₂" from 26¹/₂"–29"H for installation on uneven floors.

Modesty panel attaches below rectangular table tops to provide privacy. Modesty panels are 9"H and are ¹/₂" thick.

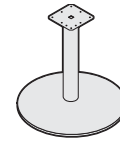
Legs attach to a top to make it freestanding. Legs support worksurfaces at 28¹/₂"H overall, including worksurface thickness or at standing-height range.



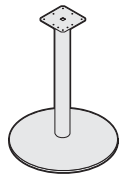
Post leg are available as a package of four legs. Levelers are standard. Casters are available as an option. Both versions are available with pin height adjustment.



Standing-height adjustable leg is available individually or as a package of four legs. Levelers are standard. Casters are available as an option.

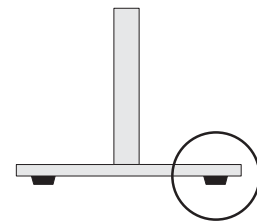


Bases attach to square, or round, table tops. Bases support square and round tops at 28¹/₂"H or 42"H overall, including top thickness.

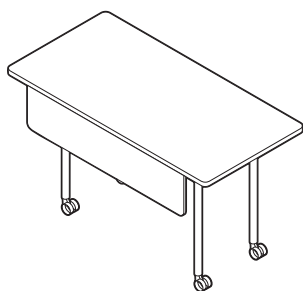


28" diameter by 27³/₈"H base can be used to create standard-height tables with larger-size tops (36" round and square, and 42" round, in cafeterias, conference rooms, or teaming areas. Glides are standard.

28" diameter by 41"H base can be used to create cafe-height tables with larger-size round and square tops (36") in cafeterias or general meeting spaces. Glides are standard.



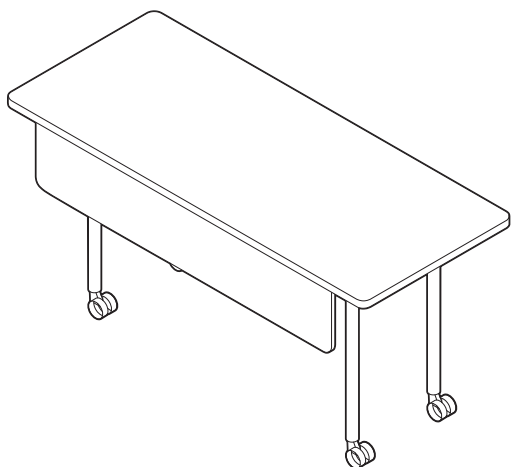
Glides on Groupwork round table bases are not adjustable.

Groupwork Desk

Tip: Requires professional installation.

24 x 48

Quantity	List Price	MAP	Style Number	Description	Page for Ordering
1 x	\$186	\$129	TS4TLR2448	24 x 48 Top	95
1 x	\$230	\$149	TS4MH48	Modesty Panel	95
1 x	\$367	\$229	TS4L27PG4	4 post legs with casters	96
\$783 Total List Price		\$507 Total MAP			



Tip: Requires professional installation.

30 x 60

Quantity	List Price	MAP	Style Number	Description	Page for Ordering
1 x	\$302	\$199	TS4TLR3060	30 x 60 Top	95
1 x	\$254	\$169	TS4MH60	Modesty Panel	95
1 x	\$367	\$229	TS4L27PG4	4 post legs with casters	96
\$923 Total List Price		\$597 Total MAP			

Groupwork Table Tops and Components

Steelcase

Groupwork Table Tops and
Components

Rectangular and Half-Round

Groupwork Table Tops

Tip: To ensure proper leg usage, consult the groupwork table top, leg, and base combination section of the specification guide.

► See page 93.



Standard Includes

- Worksurface: laminate
- 3 mm edge band: edge finish to match laminate
- 1 1/8"-thick top
- Requires professional installation

Required to Specify

- 1 Style number
- 2 Laminate color number for worksurface
- See *Surface Materials*, page 208.

Specification Information

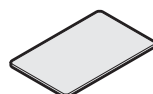
Dimensions		Style	U.S.	MAP
D	W	Number	List Price	

Rectangular Tops

24"	48"	TS4TLR2448	\$186	\$129
30"	60"	TS4TLR3060	\$302	\$199

Half-Round Tops

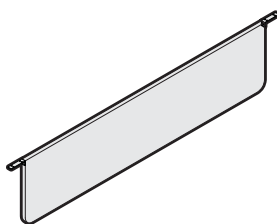
24"	48"	TS4TLN2448	\$308	\$199
30"	60"	TS4TLN3060	\$393	\$249



Tip: Modesty panel attaches below rectangular top to provide privacy.



Modesty Panels



Tip: Modesty panel attaches below rectangular table top to provide privacy.



Standard Includes

- Modesty panel: laminate
- Bracket: black paint only
- Requires professional installation

Required to Specify

- 1 Style number
- 2 Laminate color number for modesty panel
- See *Surface Materials*, page 208.

Specification Information

Dimensions		Corresponding	Style	U.S.	MAP
W	H	Table Top Width	Number	List Price	
37 5/8"	9"	48"	TS4MH48	\$230	\$149
49 5/8"	9"	60"	TS4MH60	\$254	\$169

Desks/Tables

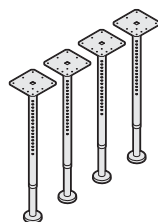
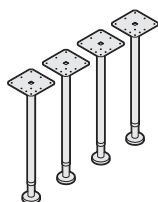
Groupwork Table Legs Steelcase

Tip: Levelers are adjustable (lower height), but do not slide. To easily move tables, order tables with casters.



Tip: To ensure proper stability when casters are specified, see the Groupwork table top, leg, and base combinations section of the specifications guide.
▶ See page 93.

Tip: Pin height-adjustable legs that are an option for post legs adjust at 3/4" increments from 26 5/16" - 32 5/16" H (includes top thickness).



Tip: Standing-height adjustable legs adjust on 1" increments from 28 1/2" - 45" H (includes top thickness)

Standard Includes

- Table leg(s): 7207 Black
- Levelers on post, standing-height: black plastic only
- Casters on flip-top legs: black plastic
- Pin height adjustable leg(s) on standing-height only
- Attachment hardware
- Requires professional installation

Required to Specify

- 1 Style number
- 2 Options, if selected (see below)
- ▶ See *Surface Materials*, page 208.

	Options	U.S. List Price	MAP	Required to Specify
Surface Materials	Post or standing-height leg			
	• 4798 Sterling Metallic	+\$ 10 per leg	+\$ 5 per leg	Specify <i>Sterling or Platinum Metallic</i> .
	Four post or standing-height			
	• Four casters (two locking and two non-locking)	+\$ 20	+\$ 10	Specify <i>with four casters</i> .
Pin Height-Adjustable Legs for Post Legs	• Four post legs	+\$192	+\$119	Specify <i>with pin height-adjustable legs</i> .

Specification Information

Height	Style Number	U.S. Base List Price	MAP


Package of Four Post Legs

27 3/8"	TS4L27PG4	\$367	\$229
:	:	:	:

Package of Four Standing-Height Adjustable Post Legs

27 3/8"–44"	TS4LSHPG4	\$675	\$409
:	:	:	:

Groupwork Table Tops

	Standard Includes	Required to Specify
	<ul style="list-style-type: none"> Top: laminate 3 mm edge band: edge finish to match laminate 1 1/8"-thick top Requires professional installation 	<ul style="list-style-type: none"> 1 Style number 2 Laminate color number for top ▶ See <i>Surface Materials</i>, page 208.

Specification Information

Dimensions	Style	U.S.	MAP
D W	Number	List Price	

Round Tops

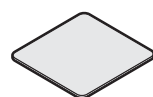
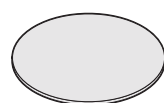
36"	36"	TS4TLDR36	\$269	\$179
42"	42"	TS4TLDR42	\$308	\$199
.

Square Tops


36"	36"	TS4TLR3636	\$269	\$179
42"	42"	TS4TLR4242	\$308	\$199
.

Rectangular Tops

24"	42"	TS4TLR2442	\$166	\$119
24"	60"	TS4TLR2460	\$250	\$159
.



Groupwork Table Bases

	Standard Includes	Required to Specify
	<ul style="list-style-type: none"> Base: paint Glides: black plastic only Attachment hardware Requires professional installation 	<ul style="list-style-type: none"> 1 Style number 2 Paint color number for base 3 Options, if selected (see below) ▶ See <i>Surface Materials</i>, page 208.

	Options	U.S. List Price	MAP	Required to Specify
Surface Materials	<ul style="list-style-type: none"> Black paint Sterling or platinum 	No cost +\$27	No cost +\$15	Specify 7207 Black paint. Specify 4798 Sterling metallic or metallic paint 4799 Platinum metallic paint.

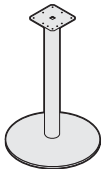
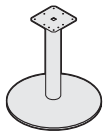
Specification Information				
Height	Diameter	Style Number	U.S. Base List Price	MAP

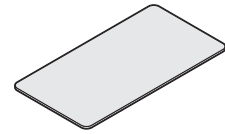
Round Table Base

27 ³ / ₈ "	28"	TS4TBASE28	\$447	\$289
:	:	:	:	:

Cafe-Height Round Table Base

41"	28"	TS4TCAFE28	\$459	\$289
:	:	:	:	:





Standard Includes

- Top: 1 1/8"-thick: Low-Pressure Laminate
- 3 mm radius profile edge: plastic
- Requires professional installation

Required to Specify

- 1 Style number
 - 2 Laminate color number for top
 - 3 Plastic edge band color number for top
 - 4 Options, if selected (see below)
- See *Surface Materials*, page 208.

	Options	U.S. List Price	MAP	Required to Specify
Grommet	• One black plastic grommet (96"W only)	+\$16	+\$10	Specify <i>with one grommet</i> .
	• Two black plastic grommets (120"W and 144"W only)	+\$32	+\$20	Specify <i>with two grommets</i> .
Related Products	• Groupwork table bases			► Page 97

Specification Information

Dimensions D W	Description	Style Number	U.S. Base List Price	MAP
48" 96"	1 1/8"-thick rectangular one piece top (Use two TS4TBASE28 bases)	TS4TLR4896	\$582	\$399
48" 120"	1 1/8"-thick rectangular two piece top (Use three TS4TBASE28 bases)	TS4TLR48120	\$704	\$469
48" 144"	1 1/8"-thick rectangular two piece top (Use three TS4TBASE28 bases)	TS4TLR48144	\$795	\$519
:	:	:	:	:

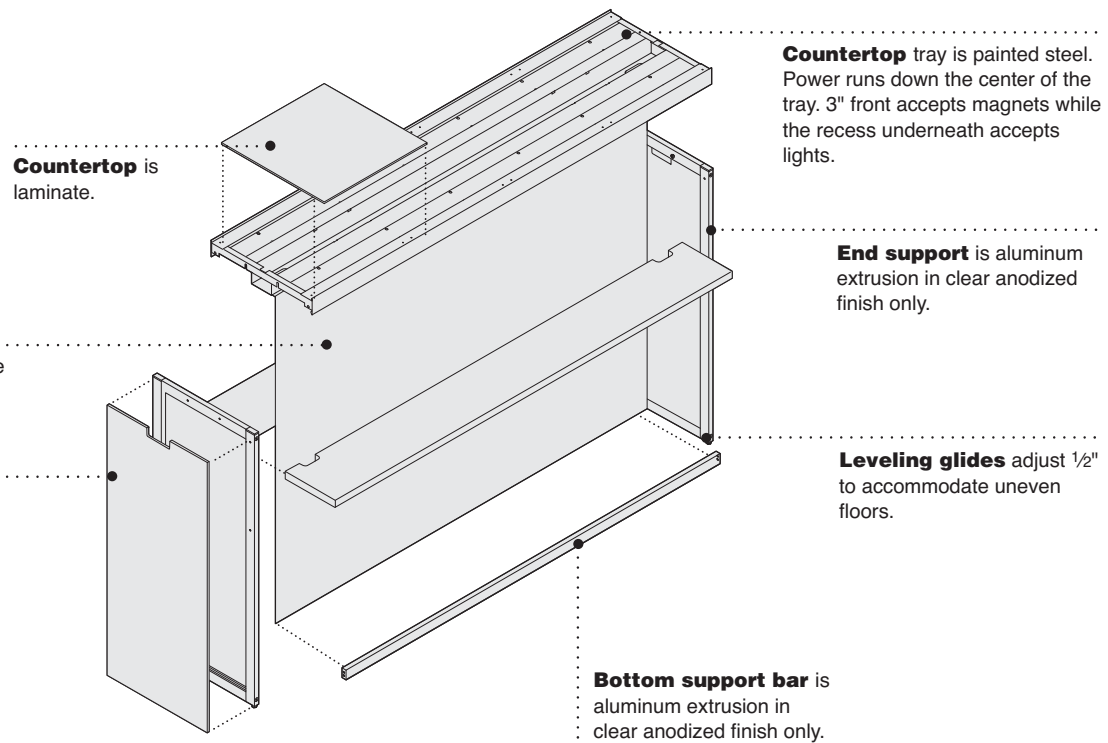
Tour Counter and Countertop Facts turnstone.

Counters are constructed with a painted steel horizontal component and clear anodized aluminum end supports. Counters are 30"H x 18"D x 72"W. A laminate infill on the counter centerline provides stability and can be optioned in painted steel. Counters ship knocked down in five pieces.

Directional laminate

runs horizontal on the counter center infill, and runs vertical on the optional frame support infills.

Laminate countertops provide a finished appearance to the top of the counter. Countertops are 18"D x 72"W. Countertops are also available with a notch that facilitates access to data components.



Tour Electrical Facts



Powerways

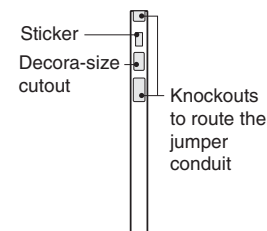
Factory-installed powerway is a one-circuit system.

A one-circuit powerway is available for field installation.

Optional powerway has four duplex receptacles (two on each end) that are accessible from underneath top of counter.

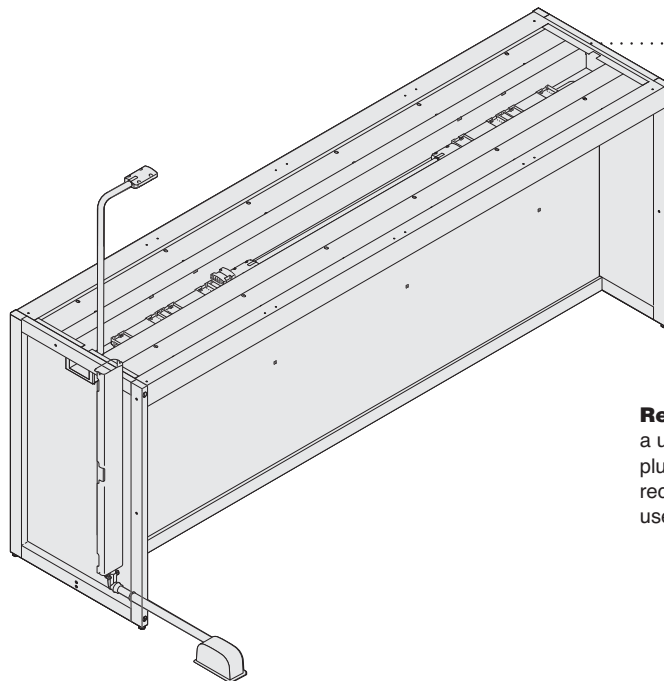
All powerways and base power-ins are PVC-free.

Base power-in can connect to either end of any powerway.



There are three knockouts in the 30" and 42" vertical wire managers, style numbers TSTECC30 and TSTEC42. The first and third are available to route Tour power jumpers when used and the second is standard Decora-size to fit data ports, approximately 1 $\frac{3}{4}$ "W x 2 $\frac{5}{8}$ "H.

A quantity of 24 CAT5e or 18 CAT6 cables can be managed down the vertical wire manager.

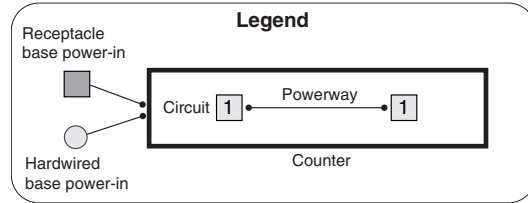
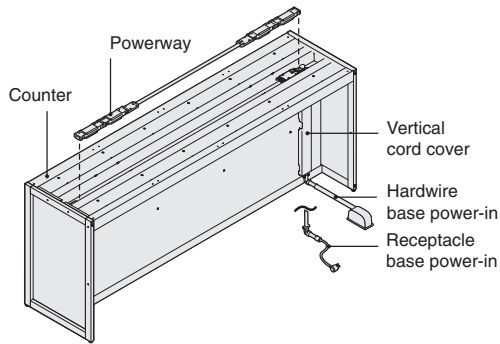


Data cords can be managed in the top of the counter which holds a quantity of 42 CAT5e or 32 CAT6 cables.

Receptacle base power-in allows a user to power a counter with a simple plug to a 20-amp building receptacle. A receptacle base power-in can only be used with a one-circuit powerway.

A hard-wired base power-in provides traditional access to the building power source.

A quantity of 24 CAT5e or 18 CAT6 cables can be managed down the vertical wire manager.



One-circuit Solution



Notes:

1. One base power-in option:
 - One-circuit receptacle base power-in
2. One-circuit powerway available as factory-installed or field-installed (TSTEP172).
3. Base power-in can be installed on any counter - at middle or end-of-run

Tour Electrical Facts



Benching Jumpers

Power is routed 4" from the back edge of the work-surface to position Jumper away from the user.

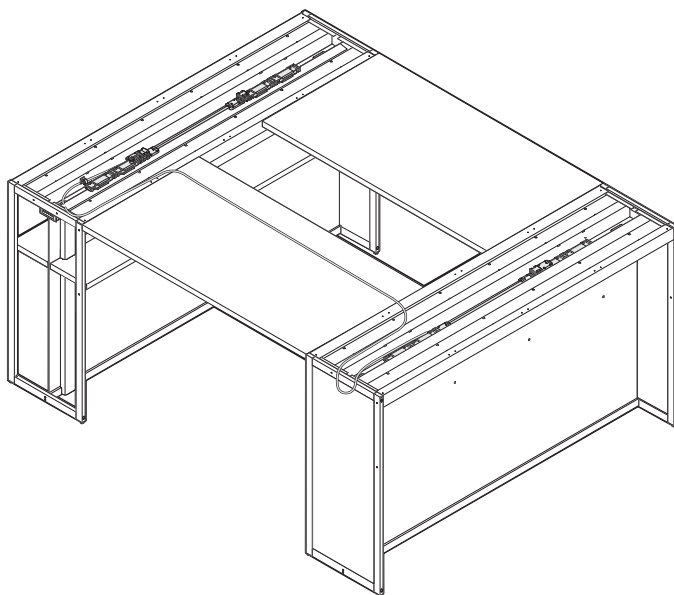
Benching Jumpers are called out separately because they require additional Jumper length in order to position the Jumper a minimum 18" away from the user side.

Multiple surfaces can be used as long as they do not exceed the 10' width max between counters.

Standard Rules

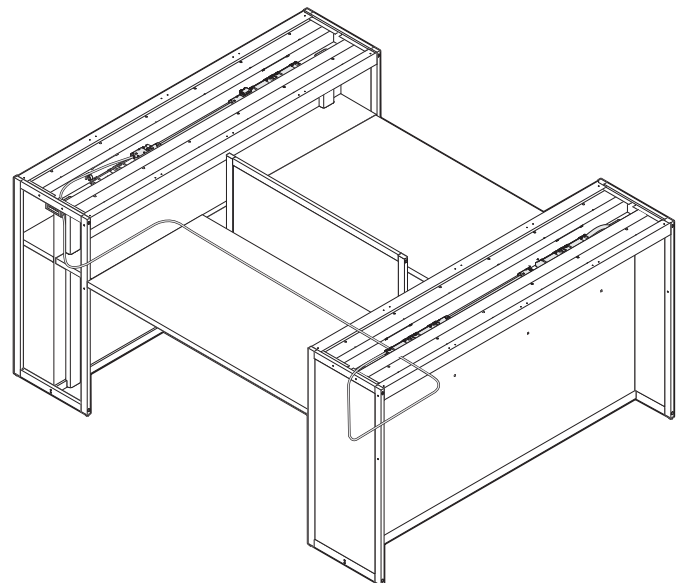
1. Counters and worksurfaces must be connected
2. Jumpers must be secured
3. In-Line Jumpers: 2' minimum, and 4' maximum between counters

Side-by-Side and Benching Jumpers: 4' minimum, and 10' maximum between counter.



Counters at the same height of the worksurface, power is routed down the vertical wire manager, underneath the worksurface, and back up to the next counters' vertical wire manager.

C-clamps and horizontal cord managers (TSTECM) are included with power jumpers for installation.



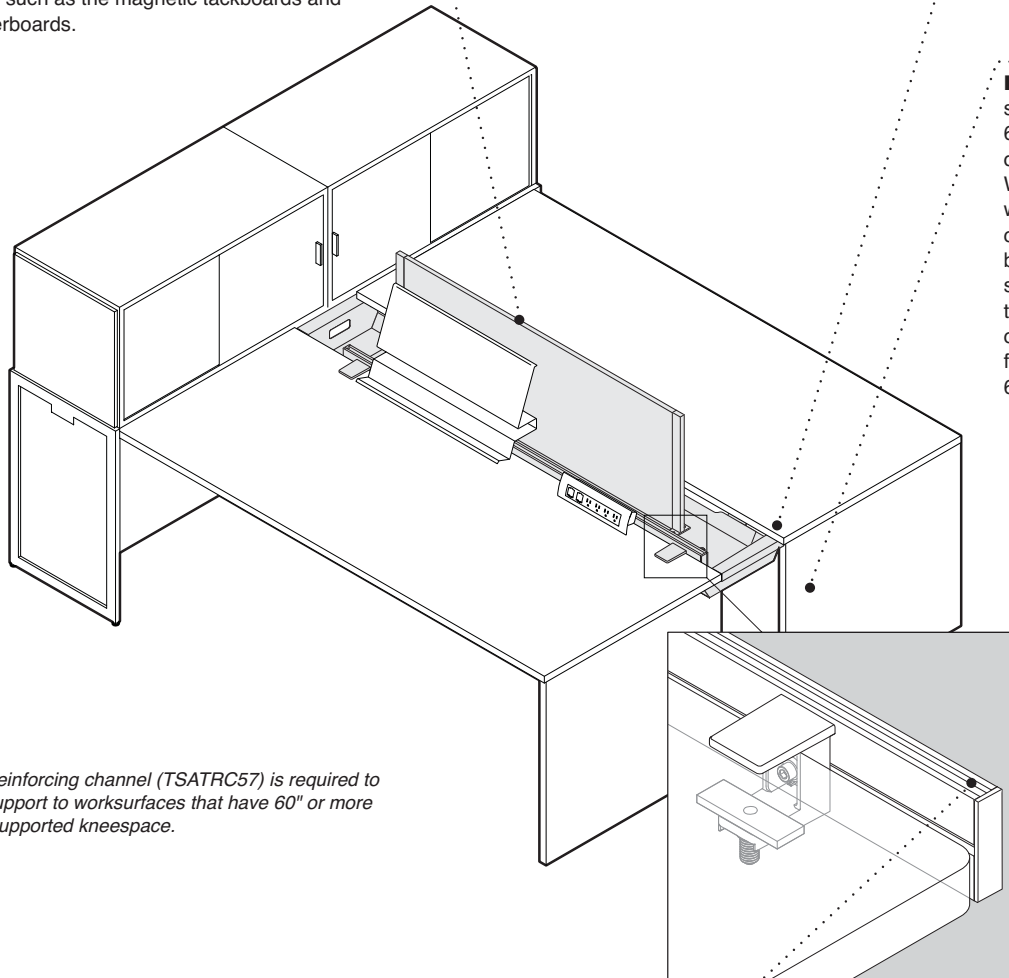
Counters at different height than the worksurface, power is routed down the vertical wire manager, underneath the worksurface, and back up to the next counters' vertical wire manager.

Tour benching products consist of a bench trough and screen. The trough has functional dimensions of 4 $\frac{3}{8}$ "D x 10 $\frac{1}{2}$ "W x 60-72"L providing ample space to store and manage cables. The open design allows for quick connect/disconnect access.

Bench screen is painted steel and attaches to the center of the bench trough. It accepts magnetic accessories such as the magnetic tackboards and markerboards.

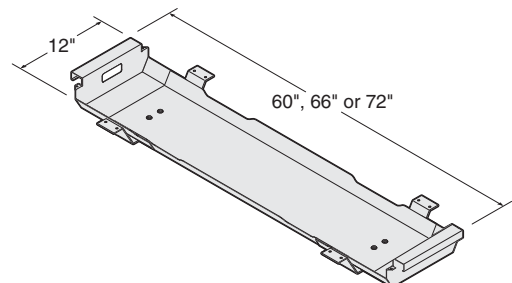
The worksurfaces overhang the bench trough for clamp on accessories. There are also four cut-outs in the trough to provide additional space for clamp on accessories.

Bench trough is painted steel and telescopes from 60" to 72" to accommodate different worksurface lengths. When used with two 30" deep worksurfaces the overall depth of worksurface and trough will be 70" to match the counter shelf length. When used with two 24" deep worksurface the overall depth of the worksurface and trough will be inset 6" on both sides of the shelf.



Tip: Reinforcing channel (TSATRC57) is required to add support to worksurfaces that have 60" or more of unsupported kneespace.

Tour SOTO rail has attachment hole locations that line up with bench trough cut-outs.



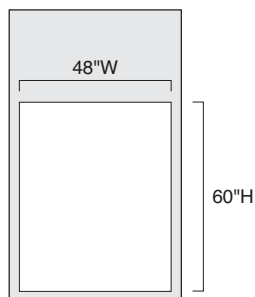
Tour Screen and Screen Connector Facts



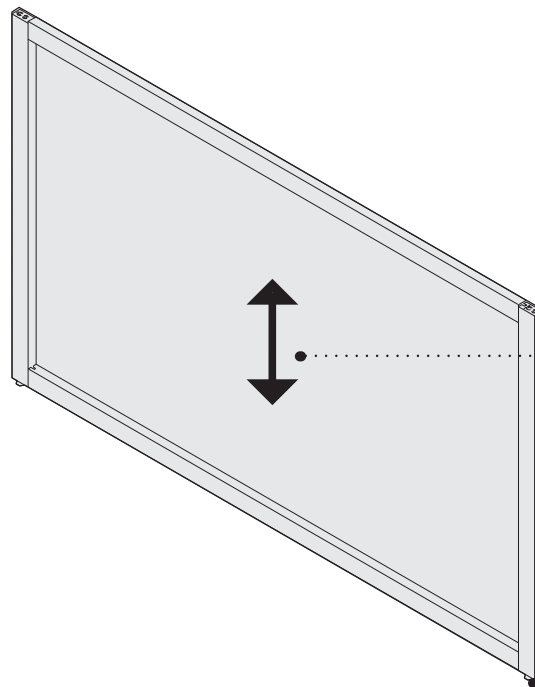
Screens are constructed with a clear anodized aluminum frame with a laminate infill. The screen infill is also available in fusion.

Screens are non-load bearing.

Screen connection hardware require a T27 TOR X driver bit.



Tour screens are not available in widths larger than 48". The laminate infill used in the construction of screens are only available in 4' x 8' sheets. Directional laminates and fusion materials will run vertically on all sizes of Tour screens.

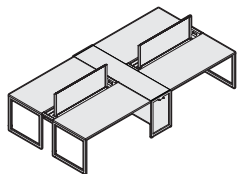


Directional laminate is vertical on screen infills.

Leveling glides adjust 1/2" to accommodate uneven floors.

Tour Bench

Tour Team for Four



Tip: Tour Bench includes four desk surfaces, integrated trough channels, and bench screens.

Tip: Screens extend 14½" above desk surface.

Standard Includes

- Worksurfaces: Low-Pressure Laminate
- Supports, trough channels, and screens: paint

Required to Specify

- 1 Style number
 - 2 Laminate color number for worksurface
 - 3 Paint color number for supports, channels, and screens
- ▶ See *Surface Materials*, page 208.

Options

Options	U.S. List Price	MAP	Required to Specify
Surface Materials			
• End panel infill : (both ends and worksurface)	No cost	No cost	Specify <i>laminate color number</i> .
Electrical			
• Base power-in and 1-circuit power for four	+\$291	+\$175	Specify <i>with base power-in and 1-circuit power for four</i> .

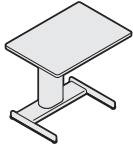
Specification Information

Dimensions D W	Style Number	U.S. Base List Price	MAP
70½" 138"	TSTBENCH	\$5815	\$3199
:	:	:	:

Airtouch Adjustable-Height Worksurface details

Straight Laminate, with Airtouch Technology

Airtouch Adjustable-Height
Worksurface



Tip: Airtouch adjustable-height worksurfaces are available in laminate only.

Tip: Airtouch adjustable-height mechanism requires assembly and attachment to the worksurface.



Standard Includes

- Worksurface: laminate
- 3 mm edge profile on all sides: vinyl (plastic)
- Adjustable-height column mechanism: 4799 Platinum default
- Adjustable-height mechanism base
- Attachment hardware
- Requires professional installation

Required to Specify

- 1 Style number
 - 2 Laminate color number for worksurface
- See *Surface Materials*, page 208.

Specification Information

Dimensions		Description	Style Number	U.S. List Price	MAP	Weight Limit Including Worksurface
D	W					
24"	54"	Airtouch	ATP2454	\$2264	\$1499	150 pounds
:	:	:	:	:	:	:

Walkstation and Sit-to-Walkstation details

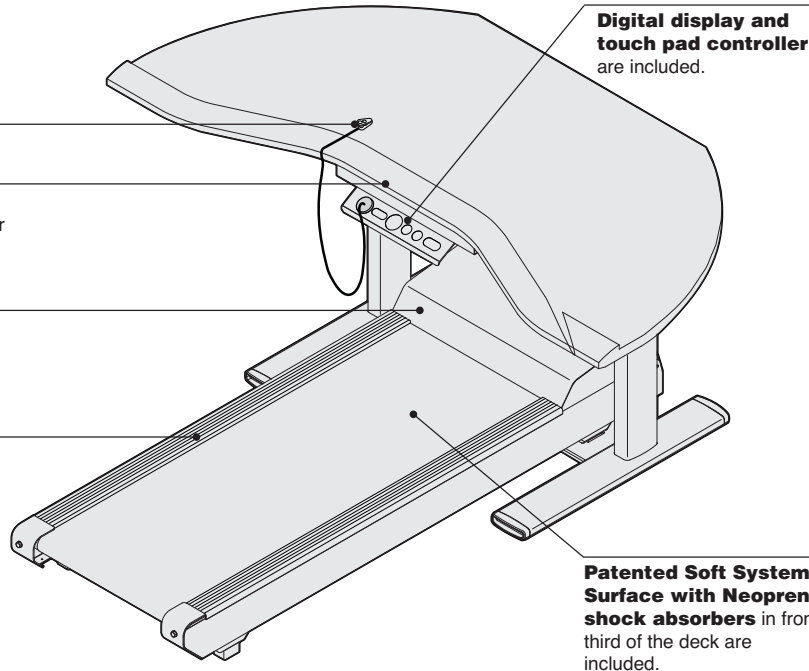
The Walkstation consists of a fully integrated electric height adjustable worksurface with an exclusively engineered, low speed, commercial grade treadmill.

Magnetic safety clip is standard.

Urethane high profile soft edge provides grip for balance and serves as a built-in wrist rest.

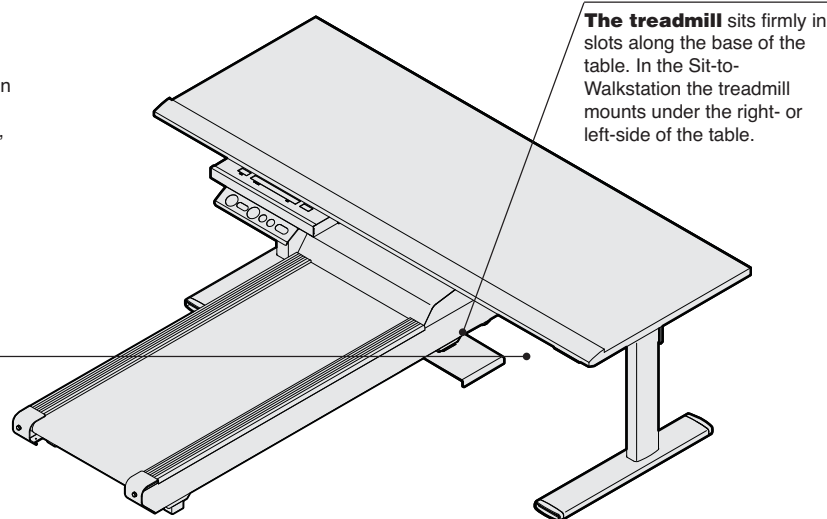
Quiet, high torque motor is included.

Commercial grade treadmill has maximum speed of 2 mph in .1 mph increments and no incline adjustability.



The Sit-to-Walkstation provides an area where the worksurface can be lowered for seated use. The user then has the flexibility to adjust from a seated, to a standing, to a walking position with room for a chair next to the treadmill.

Allows room for a chair next to the treadmill.



Product Details

Full electric height adjustability instantly adapts to different users. The height range for the worksurface is 24¹/₄" to 52" from the floor. The distance from the floor to treadmill belt is 6".

2¹/₂" diameter glides have 1" of height adjustment for surface leveling on uneven floors.

The display console shows speed, calories burned, time, and distance. Console may be visible or stored.

Wire management trough is provided to manage excess controller wires.

9 foot power cord is standard.

Installation Recommendations

Allow three feet from the outside edge of the treadmill base on both sides and rear. The only exception is if unit is pushed up against a plain, unobstructed wall on one side.

An FYI flat panel monitor arm is recommended mounted to the worksurface.

A wireless keyboard without a palm rest and wireless mouse is recommended.

A telephone headset is recommended.

Walkstation and Sit-to-Walkstation details

Walkstation and Sit-to-Walkstation

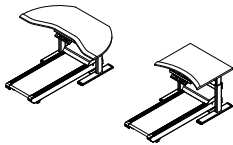
Standard Includes	Required to Specify
<ul style="list-style-type: none"> • Worksurface: laminate • Urethane edge: 6000 Black or 6278 Felt • Base finish: 4799 Platinum Metallic or 835 Black • Treadmill frame finish: 7270 Silverstone or 835 Black • Treadmill finish: Black only • Ships K.D. - minimal tools required for assembly • Requires customer installation 	<ol style="list-style-type: none"> 1 Style number 2 Laminate color number for worksurface 3 Urethane edge color number 4 Base finish number 5 Treadmill frame finish number <p>► See <i>Surface Materials</i>, page 208.</p>



Specification Information					
Worksurface Dimension		Overall Dimension		Style Number	U.S. List Price
D	W	D	W		

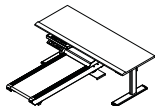
Walkstations

32"	66"	67"	66"	A7TG660606H	\$6656	\$4399
30"	38"	67"	38"	A7TR383030H	\$6656	\$4399

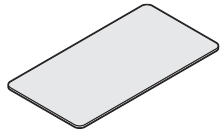


Sit-to-Walkstation

29"	78"	67"	78"	A7TR782929H	\$6916	\$4799



Groupwork Conference Table Tops Steelcase



Standard Includes		Required to Specify		
<ul style="list-style-type: none"> Top: 1 1/8"-thick: Low-Pressure Laminate 3 mm radius profile edge: plastic Requires professional installation 		1 Style number 2 Laminate color number for top 3 Plastic edge band color number for top 4 Options, if selected (see below) ▶ See <i>Surface Materials</i> , page 208.		
	Options	U.S. List Price	MAP	Required to Specify
Grommet	• One black plastic grommet (96"W only)	+\$16	+\$10	Specify <i>with one grommet</i> .
	• Two black plastic grommets (120"W and 144"W only)	+\$32	+\$20	Specify <i>with two grommets</i> .
Related Products	• Groupwork table bases			▶ Page 97

Specification Information					
Dimensions D W		Description	Style Number	U.S. Base List Price	MAP
48"	96"	1 1/8"-thick rectangular one piece top (Use two TS4TBASE28 bases)	TS4TLR4896	\$582	\$399
48"	120"	1 1/8"-thick rectangular two piece top (Use three TS4TBASE28 bases)	TS4TLR48120	\$704	\$469
48"	144"	1 1/8"-thick rectangular two piece top (Use three TS4TBASE28 bases)	TS4TLR48144	\$795	\$519
:	:	:	:	:	:

Standard Includes	Required to Specify
<ul style="list-style-type: none"> Table: laminate 3 mm edge band to match table Legs with glides: black plastic 	<ul style="list-style-type: none"> 1 Style number 2 Laminate color number for table 3 Options, if selected (see below) ▶ See <i>Surface Materials</i>, page 208.

	Options	U.S. List Price	MAP	Required to Specify
Surface Materials	Legs			
	<ul style="list-style-type: none"> Brushed Aluminum legs Solid maple wood legs 	+\$104 +\$138	+\$65 +\$90	Specify with <i>Brushed Aluminum legs</i> . Specify with <i>solid maple wood legs</i> and select 3412 Natural Cherry, 3522 Clear Maple, or 3762 Dark Walnut.

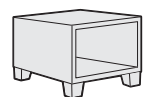

Specification Information					
Dimensions			Style	U.S.	MAP
D	W	H	Number	Base List Price	

End Table

26½"	13½"	17"	TS31415L	\$308	\$179
:	:	:	:	:	:

Coffee Table

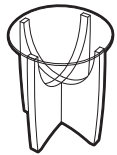
26½"	26½"	17"	TS31416L	\$420	\$249
:	:	:	:	:	:



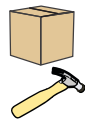
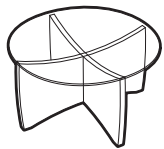
alight Occasional Tables turnstone®

Tip: Due to natural variations in wood, finished products may vary in color, texture and grain.

Tip: Finish 3522 Clear Maple is a clear coat and therefore the natural variations in wood will be visible.



Tip: End table base is reversible, creating two unique looks.



Standard Includes

- Table: maple veneer base
- Veneer edge band to match base
- 3/8" clear glass top
- Glides
- Requires customer installation

Required to Specify

- 1 Style number
- 2 Wood color number for base
- ▶ See *Surface Materials*, page 208.

Specification Information

• Dimensions			• Style	• U.S.	• MAP
D	W	H	Number	List Price	
:	:	:	:	:	:
:	:	:	:	:	:


End Table

18"	18"	23"	TS34410TX	\$536	\$319
:	:	:	:	:	:

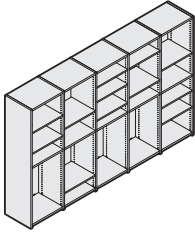
Coffee Table

30"	30"	17"	TS34411TX	\$692	\$409
:	:	:	:	:	:



Standard Includes			Required to Specify		
<div></div> <ul style="list-style-type: none">• Durable plastic body• Shipped fully assembled			<ul style="list-style-type: none">1 Style number2 Plastic color number for table▶ See <i>Surface Materials</i>, page 208.		
Specification Information					
• Dimensions			• Style	• U.S.	• MAP
D	W	H	Number	List Price	
18"	18"	23½"	TS39150	\$138	\$99

Currency Workwall Steelcase



Tip: Adjustable shelves can be positioned anywhere the holes are located.

Tip: For the closed workwall, the back panels can be positioned on either side of the workwall.

Standard Includes	Required to Specify
<ul style="list-style-type: none"> Closed workwall: Low-Pressure Laminate 1 mm edge: plastic default to match laminate Closed workwall: contains 5, 4 or 3 sections, all with back panels Adjustable leveling glides Shipped ready to assemble 	<ul style="list-style-type: none"> 1 Style number 2 Low-Pressure Laminate color number for basic: end panels and back panels ► See <i>Surface Materials</i>, page 208.

Specification Information					
Dimensions			Style	U.S.	MAP
D	W	H	Number	List Price	

Closed Workwall

Three Closed Backs

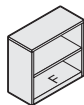
18"	69 1/4"	72"	TS5TLCBW723	\$2528	\$1569
-----	---------	-----	--------------------	--------	--------

Four Closed Backs

18"	92"	72"	TS5TLCBW724	\$3325	\$1929
-----	-----	-----	--------------------	--------	--------

Five Closed Backs

18"	118 1/2"	72"	TS5TLCBW725	\$4125	\$2399
:	:	:	:	:	:



F=Fixed shelf

Standard Includes

- 1 1/8"-thick top on 28 1/2"H bookcase: Low-Pressure Laminate
- 1"-thick top on 72"H: Low-Pressure Laminate
- Bookcase: Low-Pressure Laminate
- 3 mm radius profile edge on user's side: vinyl default to match top
- 1 mm side and back edges: vinyl default to match top
- Adjustable shelves
- Shipped fully assembled
- Requires professional installation

Required to Specify

- 1 Style number
- 2 Low-Pressure Laminate color number for top and bookcase
- ▶ See *Surface Materials*, page 208.

Specification Information

Dimensions			Style	Shipped	U.S.	MAP
D	W	H	Number		List Price	

Laminate Top

With One Adjustable Shelf

15 3/16"	36"	28 1/2"	TS5TLBK3628	Fully assembled	\$382	\$249

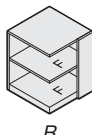
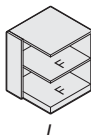
Low-Pressure Laminate Top

With Four Adjustable Shelves

15 3/16"	36"	72"	TS5TLBK3672	Fully assembled	\$626	\$379

Storage

Quarter Bookcases



L

R

Standard Includes

- 1 1/8"-thick top on 28 1/2"H bookcase: Low-Pressure Laminate
- Bookcase: Low-Pressure Laminate
- 3 mm radius profile edge on user's side: plastic default to match top
- 1 mm side and back edges: plastic default to match top
- Fixed shelves
- Shipped fully assembled

Required to Specify

- 1 Style number
- 2 Low-Pressure Laminate color number for top and bookcase
- ▶ See *Surface Materials*, page 208.

Specification Information

Dimensions			Style	Shipped	U.S.	MAP
D	W	H	Number		List Price	

Laminate Top

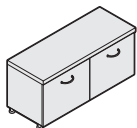
Left Hand, with Two Fixed Shelves

24"	24"	28 1/2"	TS5TLQL2428	Fully assembled	\$487	\$309

Right Hand, with Two Fixed Shelves

24"	24"	28 1/2"	TS5TLQR2428	Fully assembled	\$487	\$309

Currency Lower Storage Cabinets with Doors Steelcase



Standard Includes

- 1 1/8"-thick top: Low-Pressure Laminate
- Lower storage cabinet: Low-Pressure Laminate
- Door front: Low-Pressure Laminate
- 3 mm radius profile edge on front edge: plastic default to match worksurface
- 1 mm side and back edges: plastic default to match top
- Handle pulls: 0835 Black or 9211 Nickel
- Hinged doors
- One bottom fixed shelf
- Four adjustable-height legs: Brushed Aluminum
- Shipped fully assembled
- Requires professional installation

Required to Specify

- 1 Style number
- 2 Low-Pressure Laminate color number for top, storage cabinet, and door front
- 3 Paint color number for handle pulls: 0835 Black or 9211 Nickel
- 4 Options, if selected (see below)
▶ See *Surface Materials*, page 208.

	Options	U.S. List Price	MAP	Required to Specify
Pulls	• Ledge pulls: 7207 Black	+\$25	+\$10	Specify with 7207 Black ledge pulls. Specify with 4799 Platinum ledge pulls.
	• Ledge pulls: 4799 Platinum	+\$31	+\$10	

Specification Information

• Dimensions			• Style	• U.S.	• MAP
D	W	H	Number	Base List Price	
•	•	•	•	•	•
•	•	•	•	•	•
•	•	•	•	•	•

Laminate Top

With Two Doors

15 11/16"	36"	21 1/2"	TS5TLSD36	\$524	\$329
•	•	•	•	•	•



Tip: Top is available in Low-Pressure Laminates only.



Standard Includes

- 1"-thick top: Low-Pressure Laminate
- Tower: Low-Pressure Laminate
- Drawer and door front: Low-Pressure Laminate
- 3 mm radius profile edge on user's side: plastic default to match top
- 1 mm side and back edges: plastic default to match top
- Handle pulls: 0835 Black or 9211 Nickel
- Door and one adjustable and one fixed shelf above
- Two file drawers below
- Full-extension, heavy-duty ball-bearing drawer suspensions
- Drawer interior: black laminate only
- File drawers to accommodate front-to-back or side-to-side filing of letter-size hanging file folder frames or side-to-side filing of legal-size hanging file folder frames
- Adjustable leveling glides
- Shipped fully assembled
- Requires professional installation

Required to Specify

- 1 Style number
 - 2 Low-Pressure Laminate color number for top, tower, and door front
 - 3 Paint color number for handle pulls: 0835 Black, 9211 Nickel
 - 6 Options, if selected (see below)
- See *Surface Materials*, page 208.

Options	U.S. List Price	MAP	Required to Specify
Pulls			
• Ledge pulls: 7207 Black	+\$25	+\$10	Specify with 7207 Black ledge pulls.
• Ledge pulls: 4799 Platinum	+\$31	+\$10	Specify with 4799 Platinum ledge pulls.

Specification Information

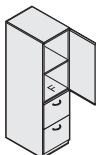
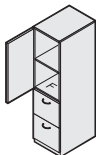
Dimensions	Style	U.S.	MAP
D W H	Number	Base List Price	

Hinged Left

24"	18"	66"	TS5TLTL1824	\$1228	\$759
-----	-----	-----	--------------------	--------	-------

Hinged Right

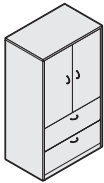
24"	18"	66"	TS5TLTR1824	\$1228	\$759
-----	-----	-----	--------------------	--------	-------



F=Fixed shelf

Currency 36"W Storage Cabinets with Lateral File Drawers

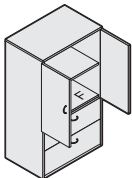
Steelcase



Tip: Top is only available in Low-Pressure Laminates.



Tip: The optional lock is located in the upper left corner of the right-hand door. Optional lock is also located in the upper right-hand corner of the top file drawer.



F=Fixed shelf

Standard Includes	Required to Specify
<ul style="list-style-type: none"> 1"-thick top: Low-Pressure Laminate Tower: Low-Pressure Laminate Drawer and door front: Low-Pressure Laminate 3 mm radius profile edge on user's side: plastic default to match top 1 mm side and back edges: plastic default to match top Handle pulls: 0835 Black or 9211 Nickel Double doors with one fixed shelf and one adjustable shelf above Two lateral file drawers below Full-extension, heavy-duty ball-bearing lateral file drawer suspensions Drawer interior: black laminate only Lateral file drawers accommodate front-to-back filing of letter-size hanging file folders and side-to-side filing of legal-size hanging file folders Adjustable leveling glides Shipped fully assembled Requires professional installation 	<ol style="list-style-type: none"> Style number Low-Pressure Laminate color number for top, storage cabinet, drawer, and door front Paint color number for handle pulls: 0835 Black, 9211 Nickel Options, if selected (see below) <ul style="list-style-type: none"> See Surface Materials, page 208.

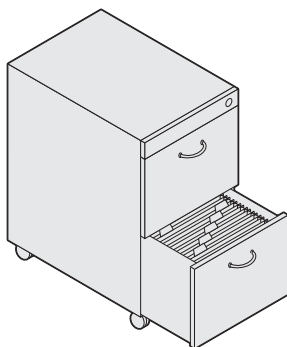
Options	U.S. List Price	MAP	Required to Specify
Pulls <ul style="list-style-type: none"> Ledge pulls: 7207 Black +\$ 25 Ledge pulls: 4799 Platinum +\$ 31 		+\$10 +\$10	Specify with 7207 Black ledge pulls. Specify with 4799 Platinum ledge pulls.
Lock <ul style="list-style-type: none"> Lock face rings with plastic plugs to accommodate lock cylinders: 9201 Polished Chrome 	+\$116	+\$70	Specify with 9201 Polished Chrome lock. Tip: Remember to specify lock cylinder and key. Lock Cylinders, page 91

Specification Information					
Dimensions			Style Number	U.S. Base List Price	MAP
D	W	H			
24"	36"	66"	TS5TLLC2436	\$1736	\$1079

Mobile pedestal fits under 24"D and 30"D worksurfaces or can be moved wherever storage is needed.

Mobile pedestal file drawers are made of steel with steel ball-bearing suspensions and open their full depth for total access to the contents. File drawer accommodates letter- and legal-size filing (legal filing requires the use of optional dividers).

Mobile pedestal box drawers are made of steel and have steel roller slides. They open $\frac{3}{4}$ of their depth.

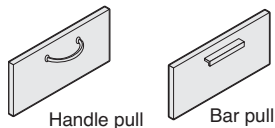


Mobile pedestal with steel top

Lock is standard keyed random and controls all of the drawers. Lock cylinders must be specified separately. Specific keying options are available. Products with locks ship with a lock face ring and removable plastic plug to accommodate a lock cylinder installed on site.

► Lock and Keying Options, page 91

Pull Choices



Turnstone handle pull is standard. Turnstone ledge pulls are available as an option on drawers and doors.

Currency Mobile Pedestals **Steelcase**

Tip: The top is recessed behind top drawer. Front edge profile on top is not visible.



Standard Includes

- Top: Low-Pressure Laminate
- Pedestal: Low-Pressure Laminate
- Drawer front: Low-Pressure Laminate
- Handle pulls: 0835 Black or 9211 Nickel
- Full-extension, heavy-duty ball-bearing drawer suspensions
- Drawer interior: black laminate only
- One pencil tray in pedestals with a box drawer: black plastic only
- File drawers to accommodate front-to-back or side-to-side filing of letter-size hanging file folder frames or side-to-side filing of legal-size hanging file folder frames
- Lock face ring with plastic plug to accommodate lock cylinder: 9201 Polished Chrome
- Casters: black only
- Requires customer installation

Required to Specify

- 1 Style number
- 2 Low-Pressure Laminate color number for top, pedestal, and drawer front
- 3 Paint color number for handle pulls: 0835 Black, 9211 Nickel
- 4 Options, if selected (see below)
 - ▶ See *Surface Materials*, page 208.
 - Tip: Remember to specify lock cylinder and key.*
 - ▶ See *Lock Cylinders*, page 91.

	Options	U.S. List Price	MAP	Required to Specify
Pulls	<ul style="list-style-type: none"> • Ledge pulls: 7207 Black • Ledge pulls: 4799 Platinum 	+\$25 +\$31	+\$10 +\$10	Specify with 7207 Black ledge pulls. Specify with 4799 Platinum ledge pulls.

Specification Information

Dimensions			Style	U.S.	MAP
D	W	H	Number	Base List Price	

With Two Box Drawers and One File Drawer

22"	15 ³ / ₄ "	27"	TS5TLBBF22M	\$710	\$439
-----	----------------------------------	-----	--------------------	-------	-------



Tip: Lock for the box/box/file pedestal does not lock the top box drawer.




With One Box Drawer and One File Drawer

22"	15 ³ / ₄ "	21 ¹ / ₂ "	TS5TLBF22M	\$575	\$359
:	:	:	:	:	:

Storage Mobile Pedestals Steelcase

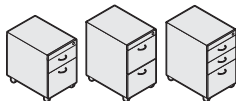
With Steel Top

Storage Mobile Pedestals

	Standard Includes	Required to Specify
	<ul style="list-style-type: none"> Pedestal: paint price group 1 Turnstone handle pulls: 0835 Black or 9211 Nickel Lock face ring with plastic plug to accommodate lock cylinder: 9201 Polished Chrome Steel ball-bearing suspensions on box and file drawers 1½"-diameter, front-locking, hard casters Requires customer installation 	<ol style="list-style-type: none"> Style number Paint color number for pedestal Paint color number for handle pulls: 0835 Black, 9211 Nickel Options, if selected (see below) <ul style="list-style-type: none"> ▶ See <i>Surface Materials</i>, page 208. <i>Tip: Remember to specify lock cylinder and key.</i> ▶ <i>Lock Cylinders</i>, page 91.

	Options	U.S. List Price	MAP	Required to Specify
Surface Materials	<ul style="list-style-type: none"> Paint price group 1 Paint price group 2 	No cost +\$41	No cost +\$20	Specify paint color number. Specify paint color number.
Pulls	<ul style="list-style-type: none"> Ledge pulls: 7207 Black Ledge pulls: 4799 Platinum 	+\$25 +\$31	+\$10 +\$10	Specify with 7207 Black Turnstone ledge pulls. Specify with 4799 Platinum Turnstone ledge pulls.3
Casters	<ul style="list-style-type: none"> 3"-diameter, large, front-locking, hard casters for use with box/file mobile pedestal (TS2PBF22M only) 	+\$63	+\$10	Specify with large casters.


Specification Information						
Dimensions			File Drawers	Style Number	U.S. Base List Price	MAP
D	W	H				
22"	15¼"	21"	Box, File	TS2PBF22M	\$469	\$289
22"	15¼"	26⅝"	File, File	TS2PFF22M	\$527	\$329
22"	15¼"	26⅝"	Box, Box, File	TS2PBBF22M	\$580	\$359
.



Storage

Storage Mobile Pedestals **Steelcase**

With Seat Cushion

	Standard Includes	Required to Specify
	<ul style="list-style-type: none"> Pedestal: paint price group 1 Seat cushion: fabric price group 1 Turnstone handle pulls: 0835 Black or 9211 Nickel Lock face ring with plastic plug to accommodate lock cylinder: 9201 Polished Chrome Handle on pedestal with seat cushion and handle, if selected: 0835 Black Steel ball-bearing suspensions on box and file drawers 1½"-diameter front-locking, hard casters Requires customer installation 	<ol style="list-style-type: none"> Style number Fabric color number for seat cushion Paint color number for pedestal Paint color number for handle pulls: 0835 Black, 9211 Nickel Options, if selected (see below) <ul style="list-style-type: none"> ▶ See <i>Surface Materials</i>, page 208. <i>Tip: Remember to specify lock cylinder and key.</i> ▶ <i>Lock Cylinders</i>, page 91.

	Options	U.S. List Price	MAP	Required to Specify
Surface Materials	Pedestal and handle pulls <ul style="list-style-type: none"> Paint price group 1: No cost Paint price group 2: +\$41 		No cost +\$20	Specify paint color number. Specify paint color number.
Pulls	<ul style="list-style-type: none"> Turnstone ledge pulls: 7207 Black: +\$25 Turnstone ledge pulls: 4799 Platinum: +\$31 		+\$10 +\$10	Specify with 7207 Black Turnstone ledge pulls. Specify with 4799 Platinum Turnstone ledge pulls.
Casters	<ul style="list-style-type: none"> 3"-diameter, large front-locking hard casters: +\$63 		+\$10	Specify with large casters.

Specification Information							
Dimensions			File Drawers	Style Number	U.S. Base List Price	MAP	Upholstery
D	W	H					

Mobile Pedestal with Seat Cushion

22¼"	15½"	22¾"	Box, File	TS2PBF22MC	\$722	\$439	Buzz2

Mobile Pedestal with Seat Cushion and Handle

22½"	16¼"	22¾"	Box, File	TS2PBF22MCH	\$775	\$479	Buzz2





Tip: The top is recessed behind drawer. Front edge profile on top is not visible.

Tip: Payback Wesko locks are not compatible with Steelcase FR series locks and keys.

Tip: Payback Mobile storage comes standard with lock pre-installed, keyed random.



Standard Includes

- Pedestal: laminate
- Ledge pull: 4799 Platinum
- Drawer interiors: black laminate only
- Full-extension, heavy-duty ball-bearing drawer suspensions
- One pencil tray in box drawer: black plastic only
- Lock on drawer, keyed randomly, Wesko series: 9250 Ember Chrome: black only
- File drawers to accommodate front-to-back filing of letter-size hanging file folders or side-to-side filing of legal-size hanging file folders
- Dual-wheel casters: black only
- Shipped fully assembled
- Requires customer installation

Required to Specify

- 1 Style number
- 2 Vertical laminate color number for pedestal
- ▶ See *Surface Materials*, page 208.

Specification Information

• Dimensions			• Description	• Style Number	• U.S. List Price	• MAP
D	W	H				
18¾"	15½"	21"	One box and one file drawer	TS5AFMBF	\$767	\$509
18¾"	15½"	27⅝"	Two box and one file drawer	TS5AFMBBF	\$882	\$509
18¾"	15½"	27⅝"	Two file drawers	TS5AFMFF	\$882	\$509
18¾"	15½"	27⅝"	One slot, one box and one file drawer	TS5AFMOBF	\$882	\$509
:	:	:	:	:	:	:

Tour Pile Files turnstone.



Tip: Adding a markerboard increases the usability of the pile file's steel top and back.

Tip: Add an HV cabinet or bookcase to the top to add more storage space.

Tip: For legal size front-to-back filing, use 15" universal storage rail RXADRL15.

Tip: Remember to specify lock cylinder and key.

Standard Includes	Required to Specify
-------------------	---------------------

- | | |
|---|---|
| <ul style="list-style-type: none"> Steel top, back, and fixed center shelf: paint price group 1 Drawer front, sides and sliding shelves: Low-Pressure Laminate Drawer body: black only Drawer and shelf suspensions: black only Turnstone ledge pull: paint price group 1 Adjustable leveling glides Shipped fully assembled | <ul style="list-style-type: none"> 1 Style number 2 Paint color number for top, back, and fixed center shelf 3 Low-Pressure Laminate color number for drawer front, sides, and sliding shelves 4 Paint color number for Turnstone ledge pull 5 Options, if selected (see below) ▶ See <i>Surface Materials</i>, page 208. |
|---|---|

	Options	U.S. List Price	MAP	Required to Specify
--	---------	-----------------	-----	---------------------

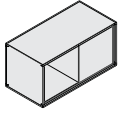
Drawer lock	• Drawer lock: 9201 Polished Chrome	+\$107	+\$64	Specify <i>with 9201 Polished Chrome lock</i> .
Casters	• Casters	+\$ 52	No cost	Specify <i>with casters</i> .

Specification Information

• Dimensions	• Style	• U.S.	• MAP
D W H	Number	Base List Price	
•	•	•	•
•	•	•	•
•	•	•	•
•	•	•	•

Pile File

18"	36"	42"	TSTSFP4236	\$1092	\$649
•	•	•	•	•	•



Tip: Pull paint color number is required when door option is selected.
▶ Page 208

Standard Includes	Required to Specify
<ul style="list-style-type: none"> Steel cabinet and center divider: paint price group 1 Non-locking Shipped fully assembled 	<ul style="list-style-type: none"> 1 Style number 2 Paint color number for cabinet and center divider 3 Options, If selected (see below) ▶ See <i>Surface Materials</i>, page 208.


Options	U.S. List Price	MAP	Required to Specify
Doors Laminate <ul style="list-style-type: none"> Two laminate sliding doors 	+\$62	+\$43	Specify with two laminate sliding doors and indicate laminate color number. ▶ See <i>Surface Materials</i> , page 208

Specification Information			
Dimensions	Style	U.S.	MAP
D W H	Number	Base	
·	·	List	·
·	·	Price	·
·	·		·
·	·		·

Shared HV Cabinet

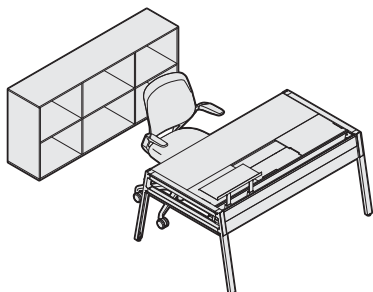
18"	18"	36"	TSTSCHVD36	\$562	\$299
·	·	·	·	·	·

Private Table for One



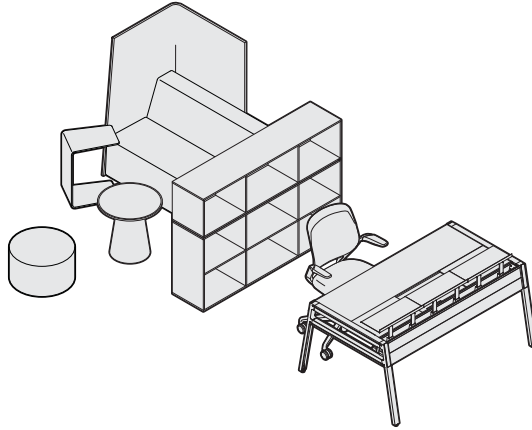
Quantity	List Price	MAP	Style Number	Description	Page for Ordering
1 x	\$1389 = \$1389	\$ 639 = \$639	TS2SDWS3060	Bivi for one, pocket, top, legs, trough 42"D x 62"W x 29"H	77
1 x	\$ 492 = \$ 492	\$ 289 = \$289	TS34401X	alight Round	75
1 x	\$ 693 = \$ 693	\$ 479 = \$479	434111	Cobi	53
1 x	\$ 698 = \$ 698	\$ 349 = \$349	TS2ST1H1460	Bivi-depot, 1 High, 14"D x 60"W x 15"H	157
1 x	\$ 911 = \$ 911	\$ 559 = \$559	TS4TSCRNL	Campfire Screen	181
\$4183 Total List Price		\$2315 Total MAP			

Office for One




Quantity	List Price	MAP	Style Number	Description	Page for Ordering
1 x	\$1389 = \$1389	\$ 639 = \$639	TS2SDWS3060	Bivi for one, pocket, top, legs, trough 42"D x 62"W x 29"H	77
1 x	\$1098 = \$1098	\$ 549 = \$549	TS2ST2H2860	Bivi Big-depot, 2 High, 14"D x 60"W x 29"H	157
2 x	\$ 198 = \$ 396	\$ 99 = \$198	TS2ACMS	Bivi-Top shelf, package of one	163
1 x	\$ 693 = \$ 693	\$ 479 = \$479	434111	Cobi	53
\$3576 Total List Price		\$1865 Total MAP			

Suite for One




Quantity	List Price	MAP	Style Number	Description	Page for Ordering
1 x	\$1172 = \$1172	\$ 539 = \$ 539	TS2SDWF3060	Bivi for one, top, legs, trough 29"D x 62"W x 42"H	76
3 x	\$ 198 = \$ 594	\$ 99 = \$ 297	TS2ACMS	Bivi top shelf, package of one	163
1 x	\$1698 = \$1698	\$ 849 = \$ 849	TS2ST2H4260	Bivi bigger depot, 3 high, 42"D x 60"W x 14"H	157
1 x	\$ 693 = \$ 693	\$ 479 = \$ 479	434111	Cobi	53
1 x	\$ 884 = \$ 884	\$ 539 = \$ 539	TS4TSCRNR	Campfire screen	181
1 x	\$2498 = \$2498	\$1399 = \$1399	TS3BC	Campfire big lounge	179
1 x	\$ 492 = \$ 492	\$ 289 = \$ 289	TS34401X	alight round	75
1 x	\$ 927 = \$ 927	\$ 499 = \$ 499	TS4TPTX	Paper table	184
1 x	\$ 460 = \$ 460	\$ 279 = \$ 279	TS4TWPX	Personal table	183
\$9418 Total List Price		\$5169 Total MAP			

Table for Two




Quantity	List Price	MAP	Style Number	Description	Page for Ordering
1 x	\$1172 = \$1172	\$ 539 = \$539	TS2SDWF3060	Bivi for one, top, legs, trough 42"D x 62"W x 29"H	76
1 x	\$ 998 = \$ 998	\$ 459 = \$459	TS2SDAF3060	Bivi plus one, top, legs, trough 42"D x 60"W x 29"H	76
1 x	\$1098 = \$1098	\$ 549 = \$549	TS2ST2H2860	Bivi big depot, 2 high, 14"D x 60"W x 29"H	157
2 x	\$ 693 = \$1386	\$ 479 = \$958	434111	Cobi	53
\$4654 Total List Price		\$2505 Total MAP			

Shared Office for Two




Quantity	List Price	MAP	Style Number	Description	Page for Ordering
1 x	\$1998 = \$1998	\$ 999 = \$ 999	TS2TTWS3060	Bivi for two, pockets, 2 top, legs, trough 60"D x 62"W x 29"H	79
1 x	\$ 458 = \$ 458	\$ 229 = \$ 229	TS2RW	Bivi table top, half round, 27"D x 60"W x 8"H	162
4 x	\$ 198 = \$ 792	\$ 99 = \$ 396	TS2ACMS	Bivi top shelf, package of one	163
2 x	\$1698 = \$3396	\$ 849 = \$1698	TS2ST2H4260	Bivi bigger depot, 3 high, 14"D x 60"W x 42"H	157
2 x	\$ 693 = \$1386	\$ 479 = \$ 958	434111	Cobi	53
2 x	\$ 492 = \$ 984	\$ 289 = \$ 578	TS34401X	alight Round	75
\$9014 Total List Price		\$4858 Total MAP			

Office for Four




Quantity	List Price	MAP	Style Number	Description	Page for Ordering
2 x	\$ 1389 = \$2778	\$ 639 = \$1278	TS2SDWS3060	Bivi for one, pocket, top, legs, trough 42"D x 62"W x 29"H	77
2 x	\$ 1215 = \$2430	\$ 559 = \$1118	TS2SDAS3060	Bivi plus one, pocket, top, legs, trough 42"D x 60"W x 29"H	77
4 x	\$ 1098 = \$4392	\$ 549 = \$2196	TS2ST2H2860	Bivi bigger depot, 2 high, 14"D x 60"W x 29"H	157
4 x	\$ 198 = \$ 792	\$ 99 = \$ 396	TS2ACMS	Bivi top shelf, package of one	163
4 x	\$ 693 = \$2772	\$ 479 = \$1916	434111	Cobi	53
\$13,164 Total List Price		\$6904 Total MAP			

Shared Office for Four




Quantity	List Price	MAP	Style Number	Description	Page for Ordering
1 x	\$1658 = \$1658	\$829 = \$ 829	TS2TTWF3060	Bivi for two, 2 tops, legs, trough 60"D x 62"W x 29"H	78
1 x	\$1838 = \$1838	\$919 = \$ 919	TS2TTAS3060	Bivi plus 2, pockets, 2 tops, leg, trough, 60"D x 60"W x 29"H	79
1 x	\$ 913 = \$ 913	\$429 = \$ 429	TS2STEH1660	Bivi trunk, storage, shelves, 14"D x 60"W x 16"H	157
1 x	\$1698 = \$1698	\$849 = \$ 849	TS2ST2H4260	Bivi bigger depot, 3 high, 14"D x 60"W x 42"H	157
4 x	\$ 693 = \$2772	\$479 = \$1916	434111	Cobi	53
\$8879 Total List Price		\$4942 Total MAP			

Table for Four



Quantity	List Price	MAP	Style Number	Description	Page for Ordering
1 x	\$1658 = \$1658	\$ 829 = \$ 829	TS2TTWF3060	Bivi for two, 2 tops, legs, trough 60"D x 62"W x 29"H	78
1 x	\$1498 = \$1498	\$ 749 = \$ 749	TS2TTAF3060	Bivi plus two, 2 tops, leg, trough 60"D x 60"W x 29"H	78
1 x	\$ 913 = \$ 913	\$ 429 = \$ 429	TS2STEH1660	Bivi trunk, storage, shelves, 14"D x 60"W x 16"H	157
1 x	\$ 458 = \$ 458	\$ 229 = \$ 229	TS2RW	Bivi table top, half round, 27"D x 60"W x 8"H	162
2 x	\$ 492 = \$ 984	\$ 289 = \$ 578	TS34401X	alight Round	75
4 x	\$ 501 = \$2004	\$ 329 = \$1316	TS31101	Uno	40
\$7515 Total List Price		\$4130 Total MAP			

Shared Table for Six




Quantity	List Price	MAP	Style Number	Description	Page for Ordering
1 x	\$ 1998 = \$1998	\$ 999 = \$ 999	TS2TTWS3060	Bivi for two, pockets, 2 tops, legs, trough 28"	79
2 x	\$ 1498 = \$2996	\$ 749 = \$1498	TS2TTAF3060	Bivi plus two, 2 tops, leg, trough 29"D x 60"W x 60"H	79
2 x	\$ 913 = \$1826	\$ 429 = \$ 858	TS2STEH1660	Bivi trunk, storage, shelves, 16"D x 60"W x 14"H	157
4 x	\$ 198 = \$ 792	\$ 99 = \$ 396	TS2ACMS	Bivi top shelf, package of one	163
6 x	\$ 693 = \$4158	\$ 479 = \$2874	434111	Cobi	53
\$11,770 Total List Price		\$6625 Total MAP			

Conference for Six




Quantity	List Price	MAP	Style Number	Description	Page for Ordering
1 x	\$1658 = \$1658	\$ 829 = \$ 829	TS2TTWF3060	Bivi for two, 2 tops, legs, trough 60"D x 62"W x 29"H	78
1 x	\$ 458 = \$ 458	\$ 229 = \$ 229	TS2RW	Bivi table top, half round, 27"D x 60"W x 8"H	162
6 x	\$ 693 = \$4158	\$ 479 = \$2874	434111	Cobi	53
\$6274 Total List Price		\$3932 Total MAP			

Conference for Eight



Quantity	List Price	MAP	Style Number	Description	Page for Ordering
1 x	\$1658 = \$1658	\$ 829 = \$ 829	TS2TTWF3060	Bivi for two, 2 tops, legs, trough 60"D x 62"W x 29"H	78
1 x	\$ 458 = \$ 458	\$ 229 = \$ 229	TS2RW	Bivi table top, half round, 27"D x 60"W x 8"H	162
8 x	\$ 501 = \$4008	\$ 329 = \$2632	TS31101	Uno	40
\$6124 Total List Price		\$3690 Total MAP			

Conference for Twelve



Quantity	List Price	MAP	Style Number	Description	Page for Ordering
1 x	\$ 1658 = \$1658	\$ 829 = \$ 829	TS2TTWF3060	Bivi for two, 2 tops, legs, trough 60"D x 62"W x 29"H	78
1 x	\$ 1498 = \$1498	\$ 749 = \$ 749	TS2TTAF3060	Bivi plus two, 2 tops, legs, trough 60"D x 60"W x 29"H	78
2 x	\$ 458 = \$ 916	\$ 229 = \$ 458	TS2RW	Bivi table top, half round, 27"D x 60"W x 8"H	162
12 x	\$ 693 = \$8316	\$ 479 = \$5748	434111	Cobi	53
\$12,388 Total List Price		\$7784 Total MAP			

Bivi Tables turnstone.

Table for One, Table Plus One, Table for Two, Table Plus Two, and Turnstone Tables Overview

Bivi Table for One

comes standard with a cable trough, two legs, and a full table top or a table top with a back pocket. Bivi Table Plus One comes standard with a cable trough, one leg and a full table top or a table top with a back pocket.

Bivi Table for Two

comes standard with a cable trough, two legs, and two full table tops or table tops with a back pocket. Bivi Table Plus Two comes standard with a cable trough, one leg, and two full table tops or table tops with a back pocket.

Height of worksurface to floor is 28¹/₂".

Leveling glides have 1¹/₂" adjustability range to install tables on uneven floors.

Actual Dimensions

	Table for One	Table Plus One	Table for Two	Table Plus Two
Depth	42 ¹ / ₄ "	42 ¹ / ₄ "	60"	60"
Width	62"	60"	62"	62"
Height	28 ¹ / ₂ "	28 ¹ / ₂ "	28 ¹ / ₂ "	28 ¹ / ₂ "
Worksurface Thickness	1/2"	1/2"	1/2"	1/2"

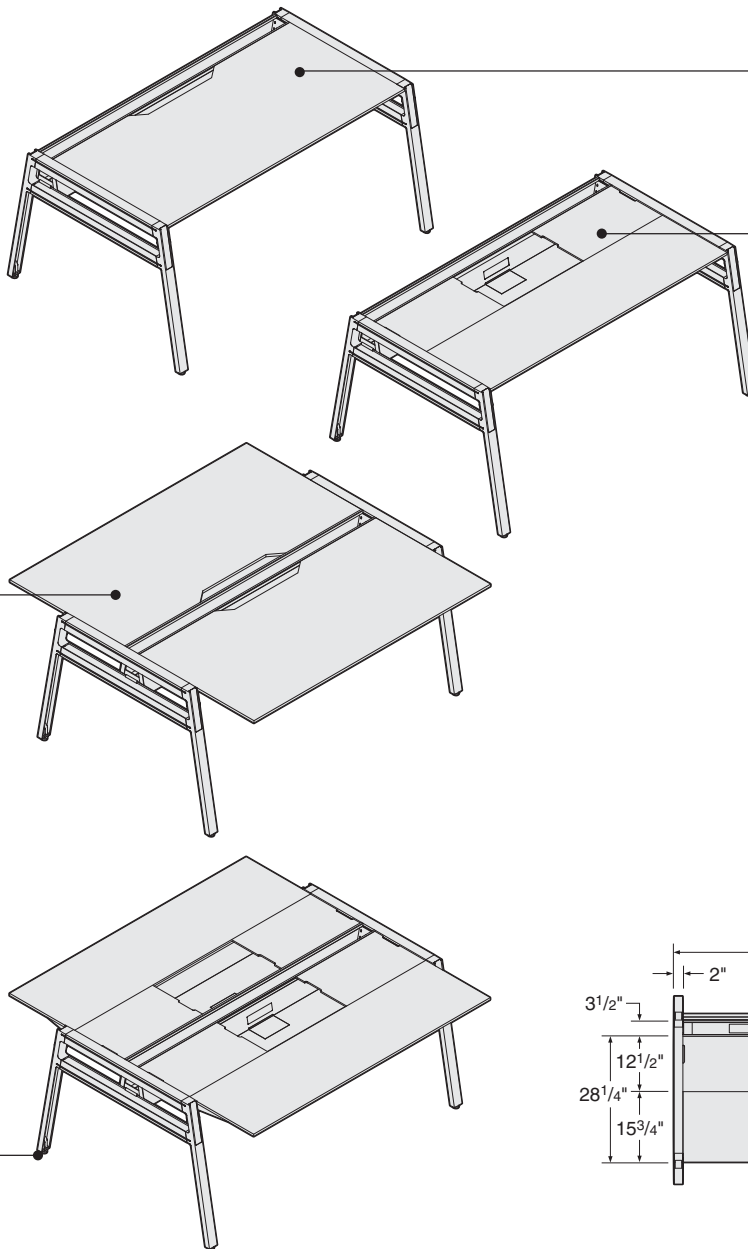


Table top is 1/2" thick with edge to laminate color.

Two pocket covers match the laminate table top and conceal two-thirds of the back pocket allowing the pocket covers to slide side-to-side to access stored items.

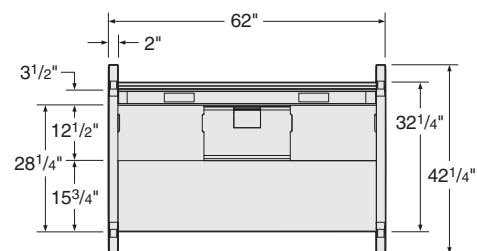


Table for One

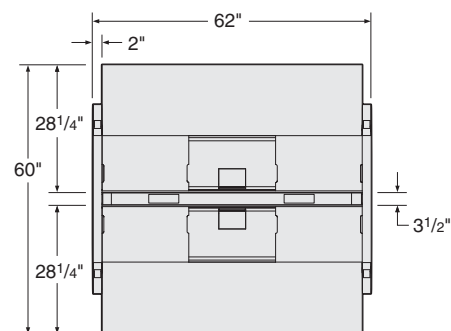
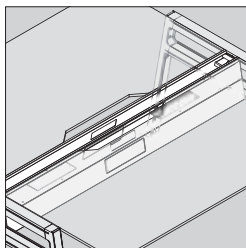
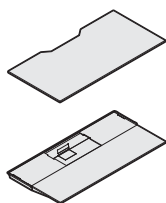


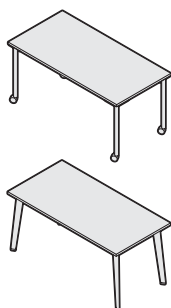
Table for Two

Product Details

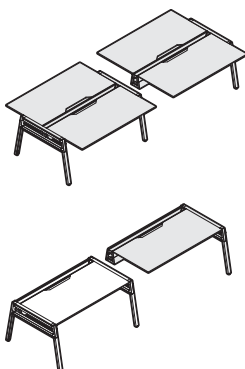
Cable troughs are used to hold power, wires, and blocks. Each cable trough has four areas for power. Two areas are in the center of the trough and one on each side. The power locations on the side of the cable trough have knockouts that can be removed if power in these locations is desired.



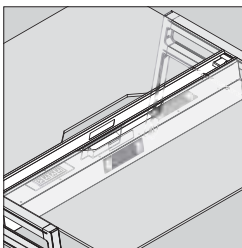
Bivi tables have two types of tops. Table top has a full depth top. Table top with back pocket has a half depth top and the back pocket has an area for storage. Table top with back pocket comes with two pocket covers. The Bivi table top and the table top with back pocket can be ordered as separate components.



Turnstone tables come standard with a set of four post legs and casters (two locking) or with four tapered legs.

Connections

Plus tables come with one leg and adjustable glides with a 1 1/2" range. Tables can be connected to an existing table in order to create a benching application. Two tables share one leg.

Electrical

Access for power is located in four areas of the cable trough. Two in the center of the trough and one on each side of the trough.

Accessory powerways, TS2P260, can have a maximum of six powerways connected per one hardwired base power-in, TS2PBT2 or TS2PBT2SF for a maximum of 48 plugs.

Weight Capacities

Table for One: 200 lbs.

Table for One with back pocket, split table top: 200 lbs. and back pocket: 40 lbs.

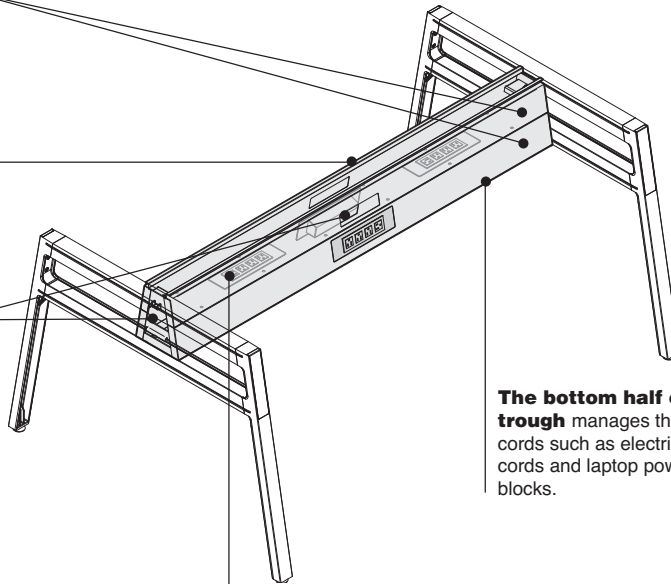
Table for Two: 400 lbs.

Bivi Cable Trough turnstone.

Data ports can also be set in the bottom half or the top half of the trough and accessed through the various cable routing openings.

The top half of the trough holds power strips and manages personal cords such as a phone charger, ipod, or laptop cords.

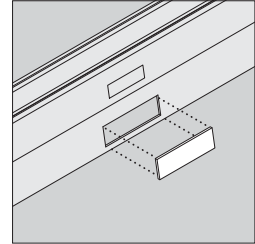
The openings on the side of the trough and the end of each trough are for routing cables in and out of the trough.



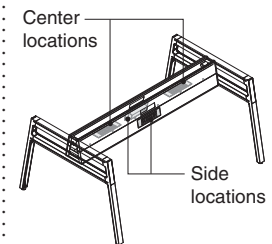
The bottom half of the trough manages the bigger cords such as electrical cords and laptop power blocks.

The trough has two openings for power in the center of the trough. There are trough cover plates (TS2CTFCSR, package of two) available if you do not choose to use both or either of these locations.

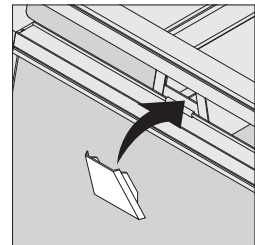
Product Details



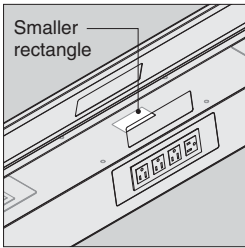
A perforated metal rectangle located at both sides of the trough can be knocked out to gain access to power if power is installed at the side of the trough. Once removed, the opening is permanent. There are no fillers available for this location.



If both locations in the center and both locations in the side of the trough are used for power, there is a total of four power strips available in one trough. A package of four (TS2PS4PK), ordered separately, would allow a total of 16 plugs.



A trough end cover (TS2CTECSR, package of two) is available if closed end is preferred.

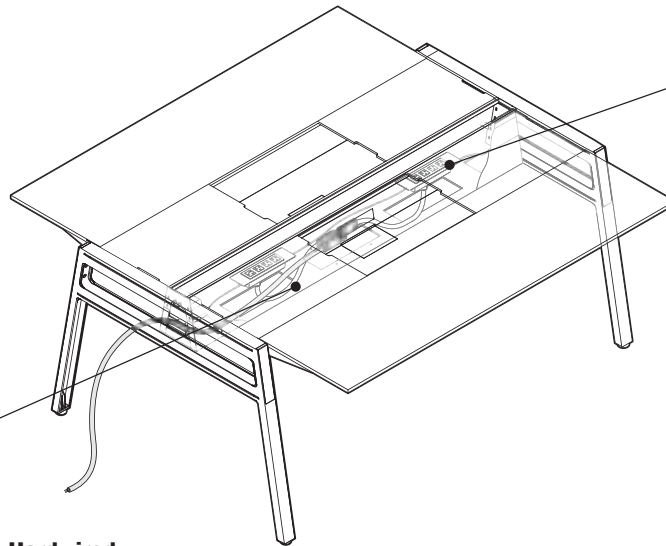


The smaller perforated metal rectangle is a standard size that fits most data faceplates. Once removed, the opening is permanent. There are no fillers for this location.

Bivi electrical components are simple and easy to install. Power kits and hardwired powerways can be installed in the cable trough, which provides easy access.

Bivi power kits and hardwired powerways are waterproof to prevent electrical shorts.

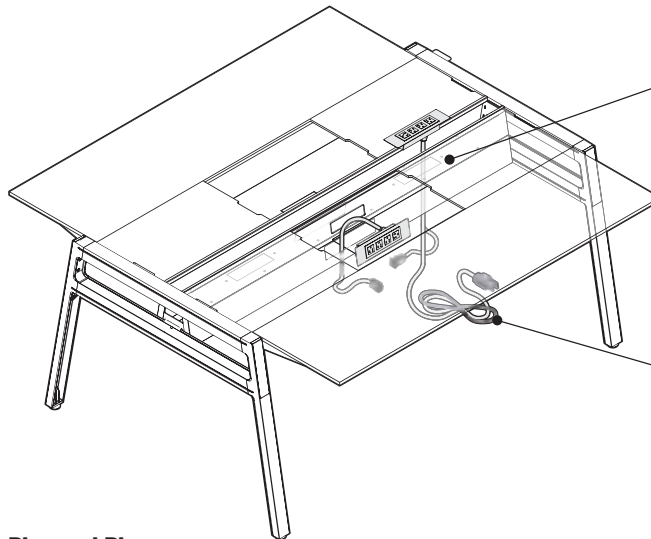
Knock-outs are located on each side of the trough. Knock-outs can be removed and power strips installed for access to power from the side of the trough.



Hardwired

Hardwired powerways, TS2P260 and TS2P2CHI, have two sections with four receptacles each for a total of eight receptacles.

Steelcase products are designed and tested for code and standard compliance when installed and used as an integrated product solution in accordance with Steelcase application guidelines and installation instructions. However, the building owner or designated agent is responsible for verifying that the installation is in compliance with local codes and regulations.



Plug and Play

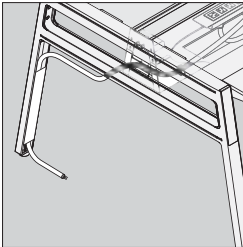
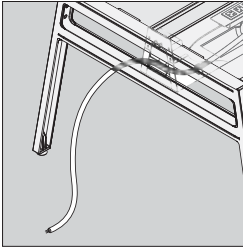
Plug and play power kit package of two, TS2PS2PK, has two sections with four receptacles each for a total of eight receptacles.

Plug and play power kit package of four, TS2PS4PK, has four sections with four receptacles each for a total of 16 receptacles.

Plug and play power kits have a 15-amp 10' cord that plugs into a building receptacle.

Product Details

Two-pack and four-pack power strips do not connect together as this would cause a potential power failure and hazard. Power strips must plug into an individual power source.



Bivi hardwired modular power has 22" length of conduit from the point of coming straight out of the table and 9" if using the leg cover (TS2LEGCVRSR, package of two) wire management solution.

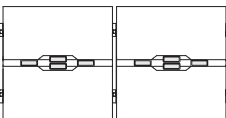


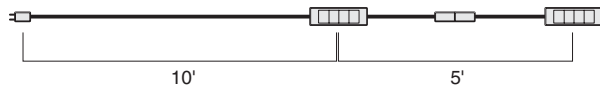
Table-to-table connectors are used when connecting power between two Bivi tables or when two hardwired powerways are used in one Bivi table.

Power Specifications

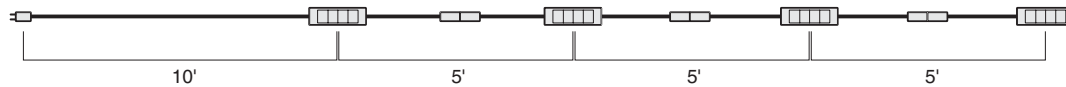
- Single circuit power
- 12-amp system rating
- 15-amp power cord with 15-amp over-current protection
- UL recognized Powered Table System component per UL962

Power Routing Chart

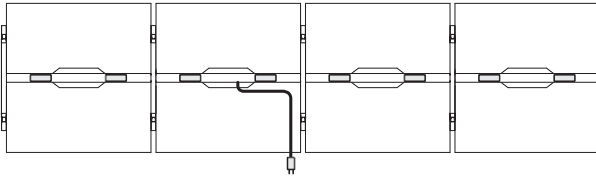
Powerways have 5' of conduit between receptacle strips, that gives room to share power between multiple tables in some applications. 2-Pack plug-in power kits are color coded and connect into each other.



4-Pack plug and play power kits are color coded and connect into each other.



2-Pack plug and play power kits have maximum of one connection point. 4-Pack plug and play power kits have maximum of three connection points. Chicago has a unique powerway. San Francisco has a unique hardwire base power-in.

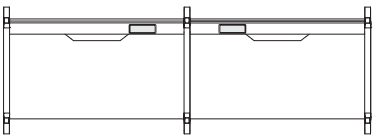
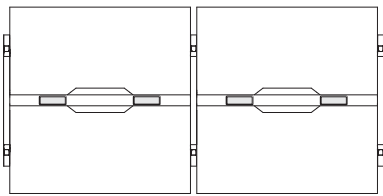
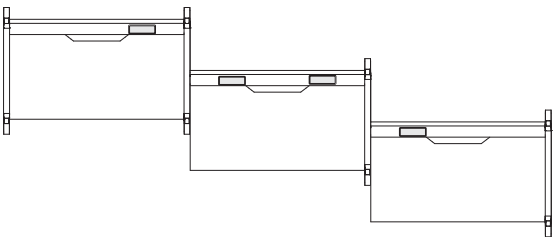


Bivi tables do not have maximum table limit. An unlimited amount of tables can be connected together. Power will need to be plugged into a building outlet in the middle of runs when multiple tables are connected and power is used.

Bivi Power Routing Guide	Plugs Per Person	Plug and Play Power Examples	Hardwired Power Examples (require authorized electrician)
	(1) Table for One 4 plugs per person	(1) Package of One, TS2PS1PK	N.A.
	(1) Table for One 8 plugs per person	(1) Package of Two, TS2PS2PK	(1) Powerway, Two Circuit, TS2P260 (1) Base Power-In, Hardwired, 2-circuit, TS2PBT2
	(1) Table for Two 4 plugs per person	(1) Package of Two, TS2PS2PK	(1) Powerway, Two Circuit, TS2P260 (1) Base Power-In, Hardwired, 2-circuit, TS2PBT2
	(1) Table for Two 8 plugs per person	(1) Package of Four, TS2PS4PK	(2) Powerway, Two Circuit, TS2P260 (1) Table-to-Table Connector, TS2PT2T (1) Base Power-In, Hardwired, 2-circuit, TS2PBT2

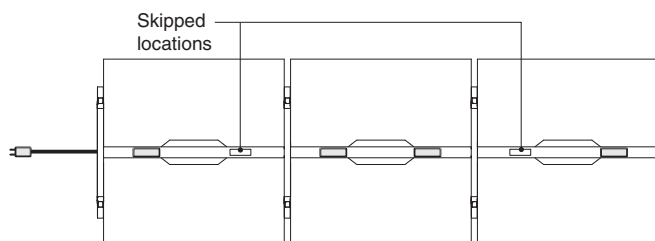
► Bivi Power Routing Guide, continued on next page

Bivi Power Routing Guide, continued

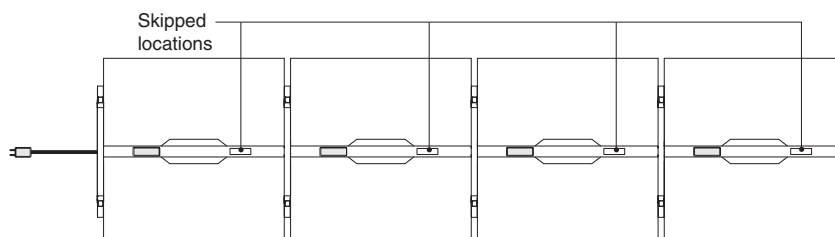
	Plugs Per Person	Plug and Play Power Examples	Hardwired Power Examples (require authorized electrician)
	(1) Table for One (1) Table Plus One 4 plugs per person	(1) Package of Two, TS2PS2PK	(1) Powerway, Two Circuit, TS2P260 (1) Base Power-In, Hardwired, 2-circuit, TS2PBT2
	(1) Table for Two (1) Table Plus Two 4 plugs per person	(1) Package of Four, TS2PS4PK	(2) Powerway, Two Circuit, TS2P260 (1) Table-to-Table Connector, TS2PT2T (1) Base Power-In, Hardwired, 2-circuit, TS2PBT2
	(1) Table for One (2) Table Plus One 4 plugs for two people 8 plugs for one person	(1) Package of Four, TS2PS4PK	(2) Powerway, Two Circuit, TS2P260 (2) Table-to-Table Connector, TS2PT2T (1) Base Power-In, Hardwired, 2-circuit, TS2PBT2

Note: In order to share hardwired powerways between two (2) tables in a staircase application connectors are required.

Openings can be skipped to stretch out the power to more users. There is 5' of cord length between power strips which allows this.

**Six Person Example**

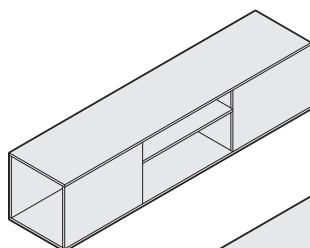
Provides two (2) plugs per person at the table for two at each end and four (4) plugs per person at the table for two in the middle of the setting. Requires quantity of one (1) package of four (TS2PS4PK) and one (1) building outlet to power up table.

**Eight Person Example**

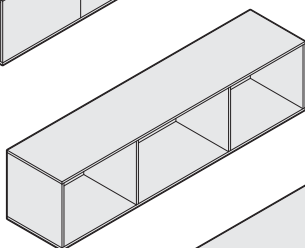
Provides two (2) plugs per person. Requires quantity of one (1) package of four (TS2PS4PK) and one (1) building outlet to power up table.

Trunk storage attaches to the end of a Bivi Table for Two. It has storage on each end as well as additional storage in the middle. Trunk is not approved to be used in a freestanding application or in a wall mount application.

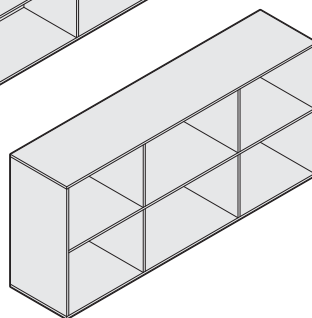
Depot storage is free-standing and comes in one-high, two-high, or three-high. Depot is not approved to be stacked on top of each other and cannot be wall mounted.



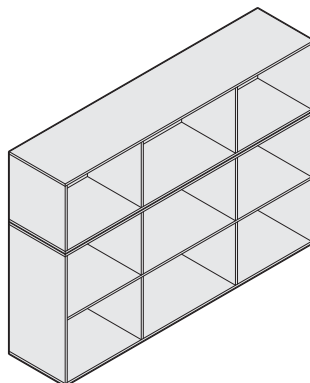
Trunk



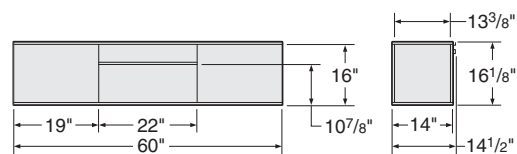
Depot



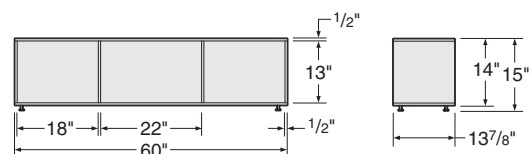
Big Depot



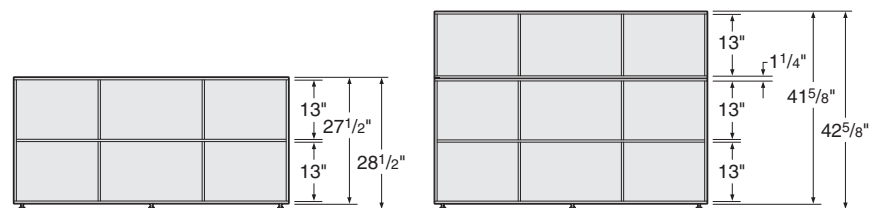
Bigger Depot



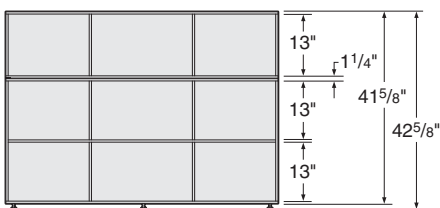
Trunk



Depot

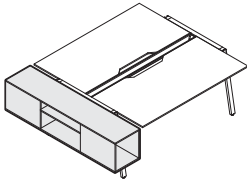


Big Depot

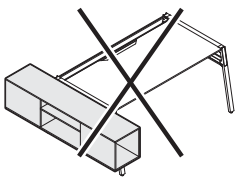


Bigger Depot

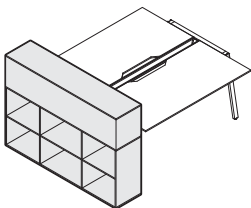
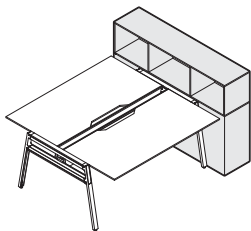
Product Details



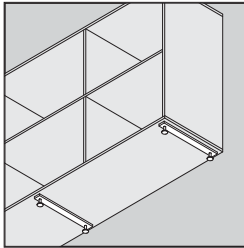
Trunk storage attaches to the end of a Bivi Table for Two. It has storage on each end as well as additional storage in the middle.



Trunk cannot be used on a Bivi Table for One.



Bigger Depot has the ability to turn the top section around so it faces the table top when placed against the end of the Bivi table.



Depot storage comes with feet and adjustable glides on each end. Big Depot and Bigger Depot also come with an additional foot with adjustable glides in the center as well.

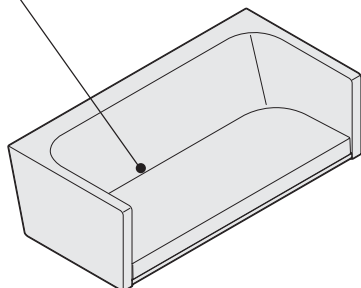
Weight Capacities

Trunk: 200 lbs. on top, 50 lbs. per cubby, and 25 lbs. per shelf.

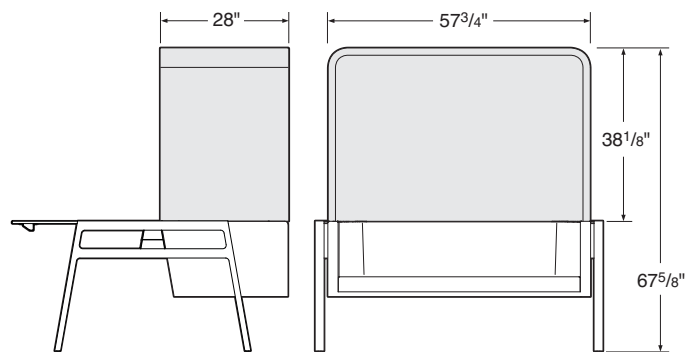
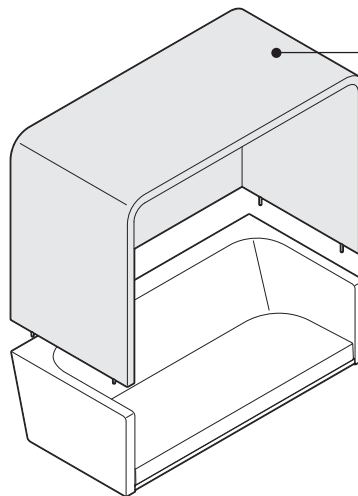
Depots: 200 lbs. on top (all sizes) and 50 lbs. per cubby (all sizes).

Bivi Rumble Seat and Hoodie turnstone.

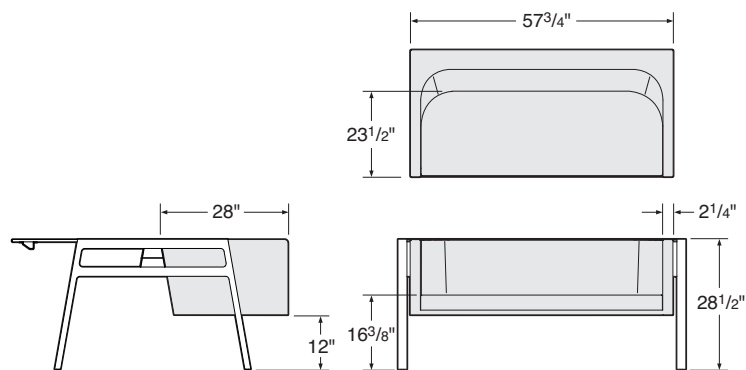
Rumble Seat comes with table frame attachment brackets. Available in single fabric option for back and seat.



Hoodie is standard with attachment hardware to connect to a Rumble Seat. Available in a single fabric option for the top and sides and a default mesh on the back panel.



Hoodie

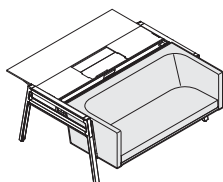


Rumble Seat

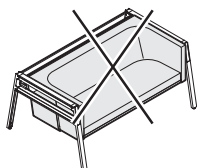
Actual Dimensions

	Rumble Seat with table frame attachment brackets	Hoodie	Rumble Seat with Hoodie
Height	28 1/2"	38 1/8"	67 5/8"
Seat Height	16 3/8"	N.A.	N.A.
Depth	28"	28"	28"
Seat Depth	23 1/2"	N.A.	N.A.
Width	57 3/4"	57 3/4"	58"

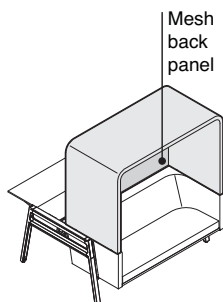
Product Details



Rumble Seats can be installed on one or both sides of a Bivi Table for Two.



Rumble Seats cannot be installed in place of a work-surface on a Bivi Table for One.



Hoodie is only intended to be used attached to a Rumble Seat.

Hoodie comes with two fabric options for the sides and top.

Back panel on Hoodie is defaulted in mesh. Mesh material used on the Hoodie back panel offers semi-transparency.

Connections

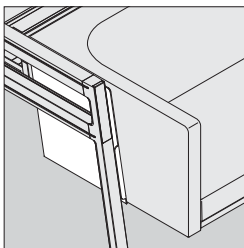
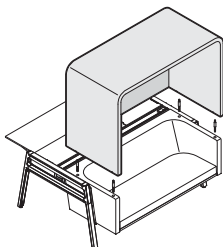


Table frame attachment brackets connect the Rumble Seat to the table frame in place of a table top on a Bivi Table for Two.



Rumble Seats have connectors that come standard to attach the Hoodie. These connectors need to be located and cut to expose them in order to attach the Hoodie. If you know ahead of time that a Hoodie will be installed, there is a style number that supports the Rumble Seat with the connectors exposed from the factory, TS3RSBKT.

Surface Materials

Rumble Seats

- Fabric

Table frame attachment brackets

- Paint

Hoodie

- Fabric
- Mesh: T615 Sultry Smoke

Bivi Components and Accessories turnstone.

Half-round table top attaches to the end of a Bivi table.

Pocket covers are laminate and can be ordered separately in order to enclose a back pocket. Each back pocket comes with two pocket covers that cover two thirds of the back pocket leaving one third of the opening to allow the pocket covers to slide side-to-side for easy access to stored items. Adding a third cover makes the appearance of a full table top.

Bottom shelf attaches to the leg of a Bivi table. The bottom shelf can hold a CPU, backpack, computer bag, and other small items. Maximum weight capacity is 29 pounds.

Hooks attach to the leg of a Bivi table either under the desk or on the outside. Hooks come in two-packs or four-packs.

Adding a half-round table top at the ends of a Bivi Table for Two creates a conference table.

Top shelf attaches to the cable trough. Three top shelves can span across a Bivi Table for One; up to six top shelves can be used on a Bivi Table for Two. Maximum weight capacity is 31 pounds.

Bivi leg is available to order separately for reconfiguration purposes. In an existing benching application, you can take apart the table and add a leg to create two freestanding tables.

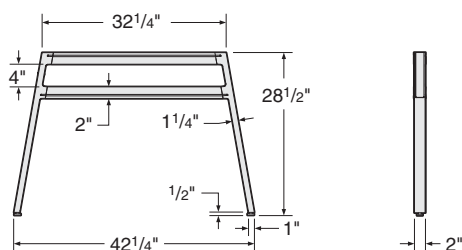
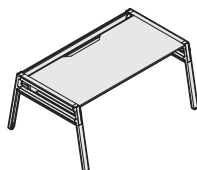



Table for One



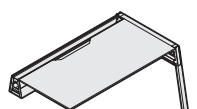
Tip: Bivi tables require assembly.

Standard Includes	Required to Specify
 <ul style="list-style-type: none"> • 1/2"-thick table top: Low-Pressure Laminate • Edge band: default color to match laminate • Two legs: paint • Cable trough: paint • Requires customer installation 	<ol style="list-style-type: none"> 1 Style number 2 Low-Pressure Laminate color number for table top 3 Paint color number for legs and cable trough 4 Options, if selected (see below) <p>► See <i>Surface Materials</i>, page 208.</p>

Options	U.S. List Price	MAP	Required to Specify
Power Kits			
• Package of two plug and play power kits	+\$413	+\$190	Specify with package of two plug and play power kits and select paint color number.
• Package of four plug and play power kits	+\$761	+\$350	Specify with package of four plug and play power kits and select paint color number.


Specification Information					
Dimensions			Style Number	U.S. Base List Price	MAP
D	W	H			
42 1/4"	62"	28 1/2"	TS2SDWF3060	\$1172	\$539
.

Table Plus One



Tip: Bivi tables require assembly.

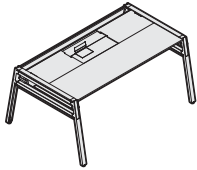
Tip: Table Plus One must attach to another Bivi table for stability.

Standard Includes	Required to Specify
 <ul style="list-style-type: none"> • 1/2"-thick table top: Low-Pressure Laminate • Edge band: default color to match laminate • One leg: paint • Cable trough: paint • Requires customer installation 	<ol style="list-style-type: none"> 1 Style number 2 Low-Pressure Laminate color number for table top 3 Paint color number for leg and cable trough 4 Options, if selected (see below) <p>► See <i>Surface Materials</i>, page 208.</p>

Options	U.S. List Price	MAP	Required to Specify
Power Kits			
• Package of two plug and play power kits	+\$413	+\$190	Specify with package of two plug and play power kits and select paint color number.
• Package of four plug and play power kits	+\$761	+\$350	Specify with package of four plug and play power kits and select paint color number.

Specification Information					
Dimensions			Style Number	U.S. Base List Price	MAP
D	W	H			
42 1/4"	60"	28 1/2"	TS2SDAF3060	\$998	\$459
.

Table for One with Back Pocket



Tip: Bivi tables require assembly.



Standard Includes

- 1/2"-thick table top: Low-Pressure Laminate
- Edge band: default color to match laminate
- Two legs: paint
- Cable trough: paint
- Back pocket: paint
- Two pocket covers: Low-Pressure Laminate
- Requires customer installation

Required to Specify

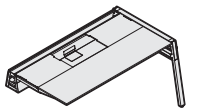
- 1 Style number
 - 2 Low-Pressure Laminate color number for table top and pocket covers
 - 3 Paint color number for legs, back pocket, and cable trough
 - 4 Options, if selected (see below)
- See *Surface Materials*, page 208.

	Options	U.S. List Price	MAP	Required to Specify
Power Kits	• Package of two plug and play power kits	+\$413	+\$190	Specify with package of two plug and play power kits and select paint color number.
	• Package of four plug and play power kits	+\$761	+\$350	Specify with package of four plug and play power kits and select paint color number.

Specification Information

• Dimensions			• Style	• U.S.	• MAP
D	W	H	Number	Base List Price	
42 1/4"	62"	28 1/2"	TS2SDWS3060	\$1389	\$639

Table Plus One with Back Pocket



Tip: Bivi tables require assembly.



Standard Includes

- 1/2"-thick table top: Low-Pressure Laminate
- Edge band: default color to match laminate
- One leg: paint
- Cable trough: paint
- Back pocket: paint
- Two pocket covers: Low-Pressure Laminate
- Requires customer installation

Required to Specify

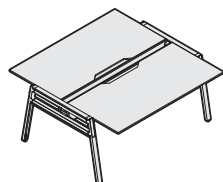
- 1 Style number
 - 2 Low-Pressure Laminate color number for table top and pocket covers
 - 3 Paint color number for leg, back pocket, and cable trough
 - 4 Options, if selected (see below)
- See *Surface Materials*, page 208.

	Options	U.S. List Price	MAP	Required to Specify
Power Kits	• Package of two plug and play power kits	+\$413	+\$190	Specify with package of two plug and play power kits and select paint color number.
	• Package of four plug and play power kits	+\$761	+\$350	Specify with package of four plug and play power kits and select paint color number.


Specification Information

• Dimensions			• Style	• U.S.	• MAP
D	W	H	Number	Base List Price	
42 1/4"	60"	28 1/2"	TS2SDAS3060	\$1215	\$559

Table for Two



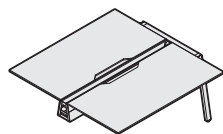
Tip: Bivi tables require assembly.

Standard Includes	Required to Specify
 <ul style="list-style-type: none"> Two, 1/2"-thick table tops: Low-Pressure Laminate Edge band: default color to match laminate Two legs: paint Cable trough: paint Requires customer installation 	<ol style="list-style-type: none"> 1 Style number 2 Low-Pressure Laminate color number for table tops 3 Paint color number for legs and cable trough 4 Options, if selected (see below) <p>► See <i>Surface Materials</i>, page 208.</p>

Options	U.S. List Price	MAP	Required to Specify
Power Kits			
• Package of two plug and play power kits	+\$413	+\$190	Specify with package of two plug and play power kits and select paint color number.
• Package of four plug and play power kits	+\$761	+\$350	Specify with package of four plug and play power kits and select paint color number.


Specification Information					
Dimensions			Style Number	U.S. Base List Price	MAP
D	W	H			
60"	62"	28 1/2"	TS2TTWF3060	\$1658	\$829
.

Table Plus Two



Tip: Bivi tables require assembly.

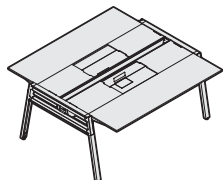
Tip: Table Plus Two must attach to another Bivi table for stability.

Standard Includes	Required to Specify
 <ul style="list-style-type: none"> Two, 1/2"-thick table tops: Low-Pressure Laminate Edge band: default color to match laminate One leg: paint Cable trough: paint Requires customer installation 	<ol style="list-style-type: none"> 1 Style number 2 Low-Pressure Laminate color number for table top 3 Paint color number for leg and cable trough 4 Options, if selected (see below) <p>► See <i>Surface Materials</i>, page 208.</p>

Options	U.S. List Price	MAP	Required to Specify
Power Kits			
• Package of two plug and play power kits	+\$413	+\$190	Specify with package of two plug and play power kits and select paint color number.
• Package of four plug and play power kits	+\$761	+\$350	Specify with package of four plug and play power kits and select paint color number.

Specification Information					
Dimensions			Style Number	U.S. Base List Price	MAP
D	W	H			
60"	60"	28 1/2"	TS2TTAF3060	\$1498	\$749
.

Table for Two with Back Pockets



Tip: Bivi tables require assembly.



Standard Includes

- Two, 1/2"-thick table tops: Low-Pressure Laminate
- Edge band: default color to match laminate
- Two legs: paint
- Cable trough: paint
- Two back pockets: paint
- Four pocket covers: Low-Pressure Laminate
- Requires customer installation

Required to Specify

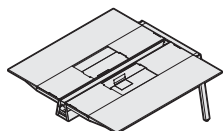
- 1 Style number
 - 2 Low-Pressure Laminate color number for table tops and pocket covers
 - 3 Paint color number for legs, back pockets, and cable trough
 - 4 Options, if selected (see below)
- See *Surface Materials*, page 208.

	Options	U.S. List Price	MAP	Required to Specify
Power Kits	• Package of two plug and play power kits	+\$413	+\$190	Specify with package of two plug and play power kits and select paint color number.
	• Package of four plug and play power kits	+\$761	+\$350	Specify with package of four plug and play power kits and select paint color number.

Specification Information

Dimensions			Style Number	U.S. Base List Price	MAP
D	W	H			
60"	62"	28 1/2"	TS2TTWS3060	\$1998	\$999

Table Plus Two with Back Pockets



Tip: Bivi tables require assembly.

Tip: Bivi Table Plus Two with Back Pockets must attach to another Bivi table for stability.



Standard Includes

- Two, 1/2"-thick table tops: Low-Pressure Laminate
- Edge band: default color to match laminate
- One leg: paint
- Cable trough: paint
- Two back pockets: paint
- Four pocket covers: Low-Pressure Laminate
- Requires customer installation

Required to Specify

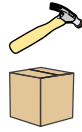
- 1 Style number
 - 2 Low-Pressure Laminate color number for table tops and pocket covers
 - 3 Paint color number for leg, back pocket, and cable trough
 - 4 Options, if selected (see below)
- See *Surface Materials*, page 208.

	Options	U.S. List Price	MAP	Required to Specify
Power Kits	• Package of two plug and play power kits	+\$413	+\$190	Specify with package of two plug and play power kits and select paint color number.
	• Package of four plug and play power kits	+\$761	+\$350	Specify with package of four plug and play power kits and select paint color number.

Specification Information

Dimensions			Style Number	U.S. Base List Price	MAP
D	W	H			
60"	60"	28 1/2"	TS2TTAS3060	\$1838	\$919

Tip: Turnstone tables require assembly.



Standard Includes

- 1"-thick table top: Low-Pressure Laminate
- Edge band: default color to match laminate
- Post legs or tapered legs: paint
- Requires customer installation

Required to Specify

- 1 Style number
 - 2 Low-Pressure Laminate color number for table top
 - 3 Paint color number for legs
- See *Surface Materials*, page 208.

Specification Information


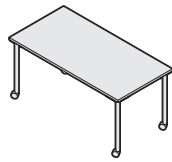
Dimensions			Style Number	U.S. List Price	MAP
D	W	H			

Table with Post Legs with Casters (two locking)

30"	60"	28 ¹ / ₂ "	TS2LD3060PS	\$636	\$299
-----	-----	----------------------------------	--------------------	-------	-------

Table with Tapered Legs

30"	60"	28 ¹ / ₂ "	TS2LD3060TS	\$743	\$349
-----	-----	----------------------------------	--------------------	-------	-------



Plug and Play Power Kits

Standard Includes	Required to Specify
<ul style="list-style-type: none"> • Power kit: paint • 12-amp system rating • 15-amp power cord with 15-amp over-current protection • 10' long cord with wall plug • 5' cord length between power strips • UL recognized Powered Table System Component per UL962 	1 Style number 2 Paint color number for power kit ▶ See <i>Surface Materials</i> , page 208.

Specification Information			
• Total Receptacles	• Style Number	• U.S. List Price	• MAP
•	•	•	•
•	•	•	•
•	•	•	•

Package of One

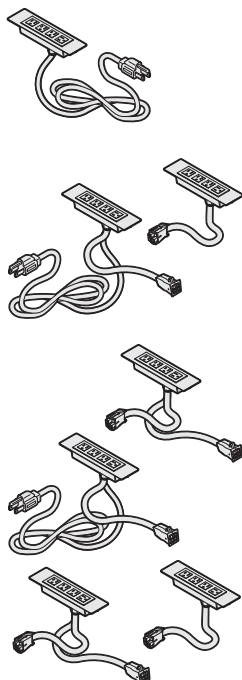
4	TS2PS1PK	\$220	\$109
•	•	•	•

Package of Two

8	TS2PS2PK	\$413	\$189
•	•	•	•

Package of Four

16	TS2PS4PK	\$761	\$359
•	•	•	•



Accessory Base Power-Ins

Standard Includes	Required to Specify
<ul style="list-style-type: none"> 2-circuit hardwired base power-in, 3/8" diameter flexible galvanized steel conduit, liquid tight conduit outside of trough Modular connection for 2-circuit powerways In-line connector to allow connection at middle of run San Francisco hardwired base power-in, 3/8" diameter flexible galvanized steel conduit, liquid tight conduit outside of trough 	Style number

Specification Information

Style Number	U.S. List Price	MAP

Accessory Base Power-In, Hardwired, Two Circuit, Line 1 and Line 2

TS2PBT2	\$124	\$69

Accessory Base Power-In, Hardwired, San Francisco, Two Circuit, Line 1 and Line 2

TS2PBT2SF	\$156	\$79

Hardwired Powerways

Standard Includes	Required to Specify
<ul style="list-style-type: none"> • 60" powerway with 8 total receptacles: paint • 2-circuit powerways • 60" powerway for 2-circuit with (1) line 1 and (1) line 2 receptacles • Chicago hardwired junction boxes with 8 total receptacles: 6000 Black plastic default • Shipped ready to install 	1 Style number 2 Paint color number for powerway ▶ See <i>Surface Materials</i> , page 208.

Specification Information

Style Number	U.S. List Price	MAP
•	•	•
•	•	•
•	•	•

Hardwired Powerway, Two Circuit - Line 1 and Line 2

TS2P260	\$480	\$239
•	•	•

Hardwired Powerway, Chicago, Two Circuit - Line 1 and Line 2

TS2P2CHI	\$480	\$239
•	•	•

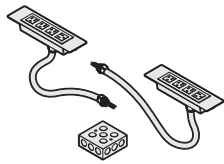
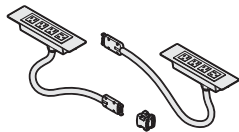


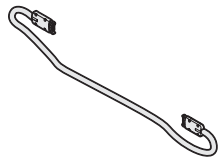
Table-to-Table Power Connector, 1-Circuit and 2-Circuit

Standard Includes	Required to Specify
<ul style="list-style-type: none"> • Modular table-to-table power connector 	Style number

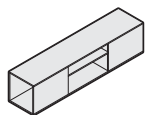
Specification Information

Style Number	U.S. List Price	MAP
•	•	•
•	•	•

TS2PT2T	\$74	\$39
•	•	•



Trunk



Tip: Trunks come fully assembled.

Tip: Trunk cannot be used on a Bivi Table for One.

Standard Includes

- Trunk: Low-Pressure Laminate
- Shelves: paint
- Attachment hardware

Required to Specify

- 1 Style number
 - 2 Low-Pressure Laminate color number for trunk
 - 3 Paint color number for shelves
- See *Surface Materials*, page 208.

Related Products

- Bivi Table for Two

► Page 78

Specification Information

Dimensions			Style	U.S.	MAP
D	W	H	Number	List Price	
14"	60"	16"	TS2STEH1660	\$913	\$429

Depot

Tip: Depot storage requires assembly.

Standard Includes

- Depot: laminate
- Feet with adjustable glides
- Attachment hardware

Required to Specify

- 1 Style number
 - 2 Laminate color number for depot
- See *Surface Materials*, page 208.

Specification Information

Dimensions			Style	U.S.	MAP
D	W	H	Number	List Price	

Depot

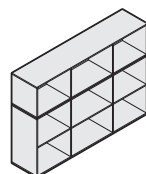
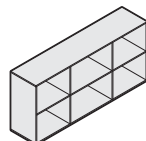
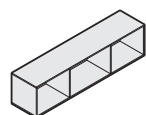
13 ⁷ / ₈ "	60"	15"	TS2ST1H1460	\$ 698	\$349
----------------------------------	-----	-----	--------------------	--------	-------

Big Depot

13 ⁷ / ₈ "	60"	28 ¹ / ₂ "	TS2ST2H2860	\$1098	\$549
----------------------------------	-----	----------------------------------	--------------------	--------	-------

Bigger Depot

13 ⁷ / ₈ "	60"	42"	TS2ST2H4260	\$1698	\$849
----------------------------------	-----	-----	--------------------	--------	-------



Tip: Arch requires assembly.

Standard Includes	Required to Specify
<ul style="list-style-type: none"> Arch: paint Attachment hardware Ships ready to assemble 	<ul style="list-style-type: none"> 1 Style number 2 Paint color number for Arch ▶ See <i>Surface Materials</i>, page 208.

Related Products
<ul style="list-style-type: none"> Side Storage Monitor Mount Bike Hook
<ul style="list-style-type: none"> ▶ Page 159 ▶ Page 159 ▶ Page 165

Specification Information					
Dimensions			Style	U.S.	MAP
D	W	H	Number	List Price	

Short Arch

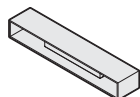
2"	32 ³ / ₈ "	13"	TS2ARCHL	\$398	\$199
:	:	:	:	:	:

Tall Arch

2"	32 ³ / ₈ "	44"	TS2ARCHT	\$558	\$279
:	:	:	:	:	:



Side Storage



Standard Includes

- Side Storage: Low-Pressure Laminate
- Center steel: paint
- Attachment hardware

Required to Specify

- 1 Style number
- 2 Low-Pressure Laminate for Side Storage
- 3 Paint color number for center steel
- ▶ See *Surface Materials*, page 208.

Related Products

- Magnetic Markerboards ▶ Page 160
- Organizer ▶ Page 166

Specification Information

• Dimensions			• Style	• U.S.	• MAP
D	W	H	Number	List Price	
11 ¹ / ₂ "	60"	8"	TS2ARCHSIDE	\$598	\$299

Monitor Mount



Tip: Monitor Mount requires assembly.

Standard Includes

- Monitor Mount: black paint

Required to Specify

- Style number

Specification Information

• Dimensions			• Style	• U.S.	• MAP
D	W	H	Number	List Price	
2 ¹ / ₂ "	12"	12 ¹ / ₈ "	TS2ARCHMM	\$398	\$199

Markerboards



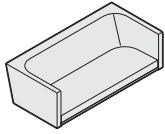
Tip: Markerboards require assembly.

Standard Includes	Required to Specify
• Magnetic markerboard: 6650 Sodium	Style number

Related Products
• Side Storage
• Screen

Specification Information				
• Dimensions		• Style	• U.S.	• MAP
D	H	Number	List Price	
14"	67/8"	TS2MB14	\$ 98	\$49
30"	6"	TS2MB30	\$118	\$59

Rumble Seat



Tip: Order Rumble Seat with exposed bracket when you plan to install a Hoodie.



Standard Includes

- Fully upholstered lounge: Connect fabric
- Lounge shipped fully assembled
- Table frame attachment brackets shipped ready to assemble

Required to Specify

- 1 Style number
 - 2 Connect fabric color number for upholstery
 - 3 Paint color number for table frame attachment brackets
- See *Surface Materials*, page 208.

Specification Information

• Dimensions			• Style	• U.S.	• MAP	• Upholstery
D	W	H	Number	List Price		

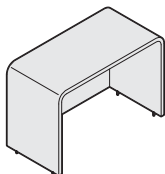
Rumble Seat

14"	60"	16"	TS3RS	\$2530	\$1269	Cogent: Connect
-----	-----	-----	--------------	--------	--------	------------------------

Rumble Seat with Exposed Bracket

28"	58"	16"	TS3RSBKT	\$2530	\$1269	Cogent: Connect
-----	-----	-----	-----------------	--------	--------	------------------------

Hoodie



Standard Includes

- Fully upholstered top and sides
- Mesh back panel: T615 Sultry Smoke
- Shipped ready to assemble

Required to Specify

- 1 Style number
 - 2 Connect fabric color number for top and sides
- See *Surface Materials*, page 208.

Specification Information

• Dimensions			• Style	• U.S.	• MAP	• Upholstery
D	W	H	Number	List Price		

Hoodie

14"	60"	16"	TS3RSH	\$1300	\$649	Cogent: Connect
-----	-----	-----	---------------	--------	-------	------------------------

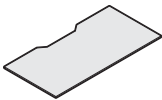
Half-Round Table Top



Tip: Half-round table tops require assembly.

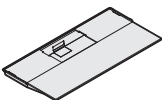
Standard Includes			Required to Specify		
<ul style="list-style-type: none">• 1/2"-thick table top: Low-Pressure Laminate• Edge band: default color to match laminate• Attachment brackets: paint			<ul style="list-style-type: none">1 Style number2 Low-Pressure Laminate color number for table top3 Paint color number for attachment brackets <p>▶ See <i>Surface Materials</i>, page 208.</p>		
Specification Information					
• Dimensions			• Style	• U.S.	• MAP
D	W	H	Number	List Price	
27"	60"	8"	TS2RW	\$458	\$229

Table Top



Standard Includes			Required to Specify		
<ul style="list-style-type: none">• 1/2"-thick table top: Low-Pressure Laminate• Edge band: default color to match laminate• Attachment brackets: paint			<ol style="list-style-type: none">1 Style number2 Low-Pressure Laminate color number for table top3 Paint color number for attachment brackets <p>▶ See <i>Surface Materials</i>, page 208.</p>		
Specification Information					
• Dimensions			• Style	• U.S.	• MAP
D	W	H	Number	List Price	
•	•	•	•	•	•
•	•	•	•	•	•
•	•	•	•	•	•
•	•	•	•	•	•
•	•	•	•	•	•
•	•	•	•	•	•
•	•	•	•	•	•
•	•	•	•	•	•
•	•	•	•	•	•
•	•	•	•	•	•
•	•	•	•	•	•
•	•	•	•	•	•
•	•	•	•	•	•
•	•	•	•	•	•
•	•	•	•	•	•
•	•	•	•	•	•
•	•	•	•	•	•
•	•	•	•	•	•
•	•	•	•	•	•
•	•	•	•	•	•
•	•	•	•	•	•
•	•	•	•	•	•
•	•	•	•	•	•
•	•	•	•	•	•
•	•	•	•	•	•
•	•	•	•	•	•
•	•	•	•	•	•
•	•	•	•	•	•
•	•	•	•	•	•
•	•	•	•	•	•
•	•	•	•	•	•
•	•	•	•	•	•
•	•	•	•	•	•
•	•	•	•	•	•
•	•	•	•	•	•
•	•	•	•	•	•
•	•	•	•	•	•
•	•	•	•	•	•
•	•	•	•	•	•
•	•	•	•	•	•
•	•	•	•	•	•
•	•	•	•	•	•
•	•	•	•	•	•
•	•	•	•	•	•
•	•	•	•	•	•
•	•	•	•	•	•
•	•	•	•	•	•
•	•	•	•	•	•
•	•	•	•	•	•
•	•	•	•	•	•
•	•	•	•	•	•
•	•	•	•	•	•
•	•	•	•	•	•
•	•	•	•	•	•
•	•	•	•	•	•
•	•	•	•	•	•
•	•	•	•	•	•
•	•	•	•	•	•
•	•	•	•	•	•
•	•	•	•	•	•
•	•	•	•	•	•
•	•	•	•	•	•
•	•	•	•	•	•
•	•	•	•	•	•
•	•	•	•	•	•
•	•	•	•	•	•
•	•	•	•	•	•
•	•	•	•	•	•
•	•	•	•	•	•
•	•	•	•	•	•
•	•	•	•	•	•
•	•	•	•	•	•
•	•	•	•	•	•
•	•	•	•	•	•
•	•	•	•	•	•
•	•	•	•	•	•
•	•	•	•	•	•
•	•	•	•	•	•
•	•	•	•	•	•
•	•	•	•	•	•
•	•	•	•	•	•
•	•	•	•	•	•
•	•	•	•	•	•
•	•	•	•	•	•
•	•	•	•	•	•
•	•	•	•	•	•
•	•	•	•	•	•
•	•	•	•	•	•
•	•	•	•	•	•
•	•	•	•	•	•
•	•	•	•	•	•
•	•	•	•	•	•
•	•	•	•	•	•
•	•	•	•	•	•
•	•	•	•	•	•
•	•	•	•	•	•
•	•	•	•	•	•
•	•	•	•	•	•
•	•	•	•	•	•
•	•	•	•	•	•
•	•	•	•	•	•
•	•	•	•	•	•
•	•	•	•	•	•
•	•	•	•	•	•
•	•	•	•	•	•
•	•	•	•	•	•
•	•	•	•	•	•
•	•	•	•	•	•
•	•	•	•	•	•
•	•	•	•	•	•
•	•	•	•	•	•
•	•	•	•	•	•
•	•	•	•	•	•
•	•	•	•	•	•
•	•	•	•	•	•
•	•	•	•	•	•
•	•	•	•	•	•
•	•	•	•	•	•
•	•	•	•	•	•
•	•	•	•	•	•
•	•	•	•	•	•
•	•	•	•	•	•
•	•	•	•	•	•
•	•	•	•	•	•
•	•	•	•	•	•
•	•	•	•	•	•
•	•	•	•	•	•
•	•	•	•	•	•
•	•	•	•	•	•
•	•	•	•	•	•
•	•	•	•	•	•
•	•	•	•	•	•
•	•	•	•	•	•
•	•	•	•	•	•
•	•	•	•	•	•
•	•	•	•	•	•
•	•	•	•	•	•
•	•	•	•	•	•
•	•	•	•	•	•
•	•	•	•	•	•
•	•	•	•	•	•
•	•	•	•	•	•
•	•	•	•	•	•
•	•	•	•	•	•
•	•	•	•	•	•
•	•	•	•	•	•
•	•	•	•	•	•
•	•	•	•	•	•
•	•	•	•	•	•
•	•	•	•	•	•
•	•	•	•	•	•
•	•	•	•	•	•
•	•	•	•	•	•
•	•	•	•	•	•
•	•	•	•	•	•
•	•	•	•	•	•
•	•	•	•	•	•
•	•	•	•	•	•
•	•	•	•	•	•
•	•	•	•	•	•
•	•	•	•	•	•
•	•	•	•	•	•
•	•	•	•	•	•
•	•	•	•	•	•
•	•	•	•	•	•
•	•	•	•	•	•
•	•	•	•	•	•
•	•	•	•	•	•
•	•	•	•	•	•
•	•	•	•	•	•
•	•	•	•	•	•
•	•	•	•	•	•
•	•	•	•	•	•
•	•	•	•	•</	

Table Top with Back Pocket



Standard Includes			Required to Specify		
<ul style="list-style-type: none">• 1/2"-thick table top: Low-Pressure Laminate• Edge band: default color to match laminate• Back pocket: paint• Two pocket covers: Low-Pressure Laminate• Attachment brackets: paint			<div><div>1 Style number</div><div>2 Low-Pressure Laminate color number for table top and pocket covers</div><div>3 Paint color number for attachment brackets and back pocket</div></div> <div>▶ See <i>Surface Materials</i>, page 208.</div>		
Specification Information					
• Dimensions			• Style	• U.S.	• MAP
D	W	H	Number	List Price	
•	•	•	•	•	•
•	•	•	•	•	•
•	•	•	•	•	•
•	•	•	•	•	•
•	•	•	•	•	•
•	•	•	•	•	•
•	•	•	•	•	•
•	•	•	•	•	•
•	•	•	•	•	•
•	•	•	•	•	•
•	•	•	•	•	•
•	•	•	•	•	•
•	•	•	•	•	•
•	•	•	•	•	•
•	•	•	•	•	•
•	•	•	•	•	•
•	•	•	•	•	•
•	•	•	•	•	•
•	•	•	•	•	•
•	•	•	•	•	•
•	•	•	•	•	•
•	•	•	•	•	•
•	•	•	•	•	•
•	•	•	•	•	•
•	•	•	•	•	•
•	•	•	•	•	•
•	•	•	•	•	•
•	•	•	•	•	•
•	•	•	•	•	•
•	•	•	•	•	•
•	•	•	•	•	•
•	•	•	•	•	•
•	•	•	•	•	•
•	•	•	•	•	•
•	•	•	•	•	•
•	•	•	•	•	•
•	•	•	•	•	•
•	•	•	•	•	•
•	•	•	•	•	•
•	•	•	•	•	•
•	•	•	•	•	•
•	•	•	•	•	•
•	•	•	•	•	•
•	•	•	•	•	•
•	•	•	•	•	•
•	•	•	•	•	•
•	•	•	•	•	•
•	•	•	•	•	•
•	•	•	•	•	•
•	•	•	•	•	•
•	•	•	•	•	•
•	•	•	•	•	•
•	•	•	•	•	•
•	•	•	•	•	•
•	•	•	•	•	•
•	•	•	•	•	•
•	•	•	•	•	•
•	•	•	•	•	•
•	•	•	•	•	•
•	•	•	•	•	•
•	•	•	•	•	•
•	•	•	•	•	•
•	•	•	•	•	•
•	•	•	•	•	•
•	•	•	•	•	•
•	•	•	•	•	•
•	•	•	•	•	•
•	•	•	•	•	•
•	•	•	•	•	•
•	•	•	•	•	•
•	•	•	•	•	•
•	•	•	•	•	•
•	•	•	•	•	•
•	•	•	•	•	•
•	•	•	•	•	•
•	•	•	•	•	•
•	•	•	•	•	•
•	•	•	•	•	•
•	•	•	•	•	•
•	•	•	•	•	•
•	•	•	•	•	•
•	•	•	•	•	•
•	•	•	•	•	•
•	•	•	•	•	•
•	•	•	•	•	•
•	•	•	•	•	•
•	•	•	•	•	•
•	•	•	•	•	•
•	•	•	•	•	•
•	•	•	•	•	•
•	•	•	•	•	•
•	•	•	•	•	•
•	•	•	•	•	•
•	•	•	•	•	•
•	•	•	•	•	•
•	•	•	•	•	•
•	•	•	•	•	•
•	•	•	•	•	•
•	•	•	•	•	•
•	•	•	•	•	•
•	•	•	•	•	•
•	•	•	•	•	•
•	•	•	•	•	•
•	•	•	•	•	•
•	•	•	•	•	•
•	•	•	•	•	•
•	•	•	•	•	•
•	•	•	•	•	•
•	•	•	•	•	•
•	•	•	•	•	•
•	•	•	•	•	•
•	•	•	•	•	•
•	•	•	•	•	•
•	•	•	•	•	•
•	•	•	•	•	•
•	•	•	•	•	•
•	•	•	•	•	•
•	•	•	•	•	•
•	•	•	•	•	•
•	•	•	•	•	•
•	•	•	•	•	•
•	•	•	•	•	•
•	•	•	•	•	•
•	•	•	•	•	•
•	•	•	•	•	•
•	•	•	•	•	•
•	•	•	•	•	•
•	•	•	•	•	•
•	•	•	•	•	•
•	•	•	•	•	•
•	•	•	•	•	•
•	•	•	•	•	•
•	•	•	•	•	•
•	•	•	•	•	•
•	•	•	•	•	•
•	•	•	•	•	•
•	•	•	•	•	•
•	•	•	•	•	•
•	•	•	•	•	•
•	•	•	•	•	•
•	•	•	•	•	•
•	•	•	•	•	•
•	•	•	•	•	•
•	•	•	•	•	•
•	•	•	•	•	•
•	•	•	•	•	•
•	•	•	•	•	•
•	•	•	•	•	•
•	•	•	•	•	•
•	•	•	•	•	•
•	•	•	•	•	•
•	•	•	•	•	•
•	•	•	•	•	•
•	•	•	•	•	•
•	•	•	•	•	•
•	•	•	•	•	•
•	•	•	•	•	•
•	•	•	•	•	•
•	•	•	•	•	•
•	•	•	•	•	•
•	•	•	•	•	•
•	•	•	•	•	•
•	•	•	•	•	•
•	•	•	•	•	•
•	•	•	•	•	•
•	•	•	•	•	•
•	•	•	•	•	•
•	•	•	•	•	•
•	•	•	•	•	•
•	•	•	•	•	•
•	•	•	•	•	•
•	•	•	•	•	•
•	•	•	•	•	•

Pocket Cover



Standard Includes

- 1/4"-thick pocket cover: Low-Pressure Laminate
- Edge band: default color to match laminate

Required to Specify

- 1 Style number
- 2 Laminate color number for pocket cover
- ▶ See *Surface Materials*, page 208.

Specification Information

Dimensions			Style Number	U.S. List Price	MAP
D	W	H			
12 ³ / ₄ "	19 ¹ / ₄ "	1 ¹ / ₂ "	TS2RPTC	\$90	\$49

Leg



Tip: This product requires assembly.

Standard Includes

- Leg: paint

Required to Specify

- 1 Style number
- 2 Paint color number for leg
- ▶ See *Surface Materials*, page 208.

Specification Information

Dimensions			Style Number	U.S. List Price	MAP
D	W	H			
2"	42 ¹ / ₄ "	28 ¹ / ₂ "	TS2RPBSL	\$300	\$149

Top Shelf



Tip: Three shelves can fit across one Bivi table.

Standard Includes

- Shelf: paint

Required to Specify

- 1 Style number
- 2 Paint color number for shelf
- ▶ See *Surface Materials*, page 208.

Specification Information

Dimensions			Style Number	U.S. List Price	MAP
D	W	H			
8 ¹ / ₂ "	19"	8"	TS2ACMS	\$198	\$99

Bottom Shelf



Tip: Bottom shelf hooks into Bivi leg.

Standard Includes			Required to Specify		
• Bottom shelf: paint			1 Style number 2 Paint color number for shelf ▶ See <i>Surface Materials</i> , page 208.		
Specification Information					
• Dimensions			• Style	• U.S.	• MAP
D	W	H	Number	List Price	
8 1/2"	18 1/2"	17"	TS2ACTH	\$190	\$99

Hook



Tip: Hook attaches to Bivi leg.

Standard Includes				Required to Specify	
• Hook: paint				1 Style number 2 Paint color number for hook ▶ See <i>Surface Materials</i> , page 208.	
Specification Information					
• Dimensions			• Style	• U.S.	• MAP
D	W	H	Number	List	
			Price		

Screen



Tip: Screens are not a markerboard. Writing will not erase from the painted surface.

Standard Includes

- Steel screen: paint
- Trough PUCKs: plastic
- Ships ready to assemble

Required to Specify

- 1 Style number
 - 2 Paint color number for steel screen
 - 3 Plastic color number for trough PUCKs
- See *Surface Materials*, page 208.

Related Products

- Bivi Tables

► Page 76

Specification Information

• Dimensions			• Style Number	• U.S. List Price	• MAP
D	W	H			
31½"	30"	14¼"	TS2SCREEN	\$198	\$99

Bike Hook

Standard Includes

- Bike Hook: paint
- Attachment hardware for wall or arch mount
- Ships ready to assemble

Required to Specify

- 1 Style number
 - 2 Paint color number for Bike Hook
- See *Surface Materials*, page 208.

Specification Information

• Dimensions			• Style Number	• U.S. List Price	• MAP
D	W	H			

Bike Hook-Arch Mount

5½"	4"	60"	TS2ARCHBH	\$258	\$129
-----	----	-----	------------------	-------	-------

Bike Hook-Wall Mount

5½"	4"	60"	TS2WALLBH	\$258	\$129
-----	----	-----	------------------	-------	-------

Tip: A wall mount cannot be changed to an Arch mount.

Organizer

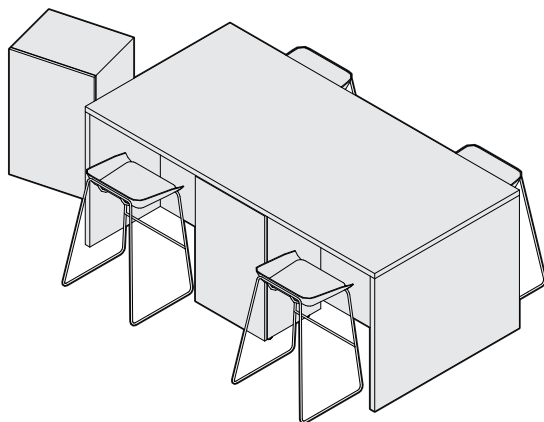


Standard Includes	Required to Specify
<ul style="list-style-type: none">Organizer: painted steel	<ul style="list-style-type: none">1 Style number2 Paint color number for Organizer▶ See <i>Surface Materials</i>, page 208.

Related Products
<ul style="list-style-type: none">Side Storage <div>▶ Page 159</div>

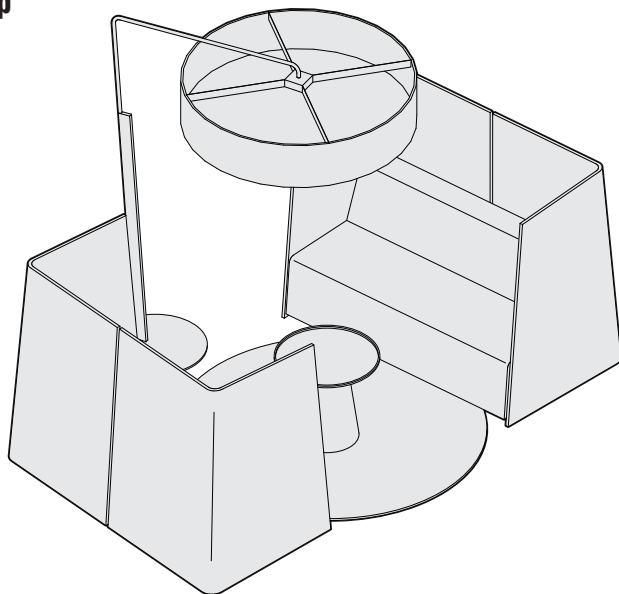
Specification Information					
Dimensions			Style	U.S.	MAP
D	W	H	Number	List	
				Price	
11 ¹ / ₂ "	14 ¹ / ₈ "	7"	TS2ORGANIZE	\$158	\$79

Sandbox



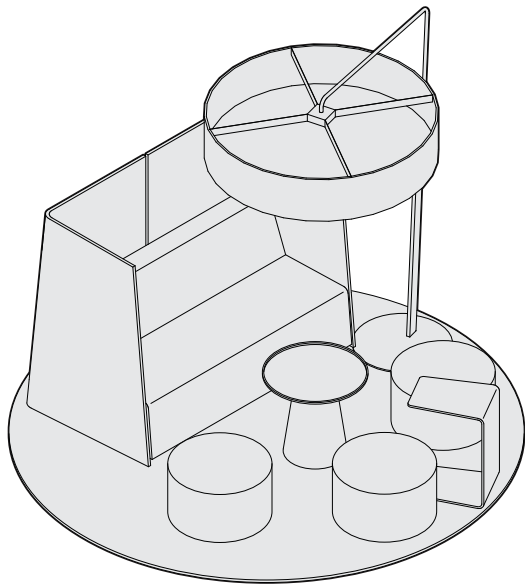
Quantity	List Price	MAP	Style Number	Description	Page for Ordering
1 x	\$1821 = \$1821	\$1099 = \$1099	TS4TL40	Big Table, 48"D x 96"W x 40"H	177
1 x	\$ 937 = \$ 937	\$ 569 = \$ 569	TS4TSLH	Storage Cabinet, LH	178
1 x	\$ 937 = \$ 937	\$ 569 = \$ 569	TS4TSWRH	Storage Cabinet, Wardrobe, RH	178
4 x	\$ 404 = \$1616	\$ 209 = \$ 836	TS30702X	Scoop Stool with Upholstered Seat	69
\$5311 Total List Price		\$3073 Total MAP			

Day Camp



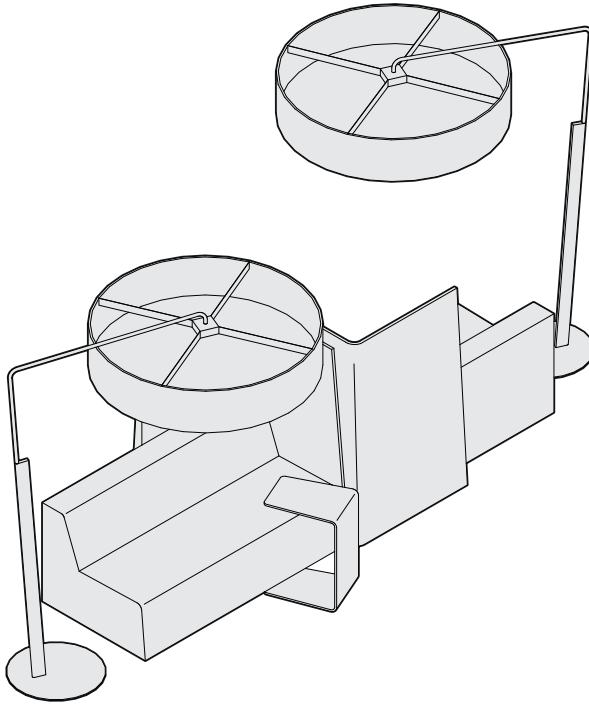
Quantity	List Price	MAP	Style Number	Description	Page for Ordering
2 x	\$ 2498 = \$4996	\$1399 = \$2798	TS3BC	Big Lounge	179
2 x	\$ 911 = \$1822	\$ 559 = \$1118	TS4TSCRNR	Screen, RH	181
2 x	\$ 911 = \$1822	\$ 559 = \$1118	TS4TSCRNL	Screen, LH	181
1 x	\$ 927 = \$ 927	\$ 499 = \$ 499	TS4TPTX	Paper Table	184
1 x	\$ 1607 = \$1607	\$ 979 = \$ 979	TS4TBL	Big Lamp	182
\$11,174 Total List Price		\$6512 Total MAP			

Base Camp



Quantity	List Price	MAP	Style Number	Description	Page for Ordering
1 x	\$2498 = \$2498	\$1399 = \$1399	TS3BC	Big Lounge	179
1 x	\$ 911 = \$ 911	\$ 559 = \$ 559	TS4TSCRNR	Screen, RH	181
1 x	\$ 911 = \$ 911	\$ 559 = \$ 559	TS4TSCRNL	Screen, LH	181
1 x	\$ 927 = \$ 927	\$ 499 = \$ 499	TS4TPTX	Paper Table	184
1 x	\$1607 = \$1607	\$ 979 = \$ 979	TS4TBL	Big Lamp	182
3 x	\$ 492 = \$1476	\$ 289 = \$ 867	TS34401X	alight	75
1 x	\$ 460 = \$ 460	\$ 279 = \$ 279	TS4TWPX	Personal Table	183
\$8790 Total List Price		\$5141 Total MAP			

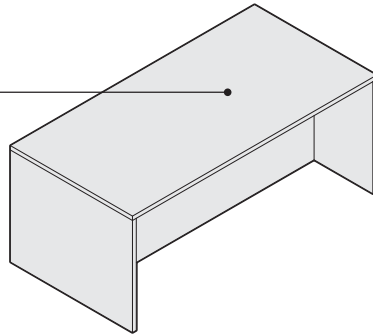
Reverse Park Bench



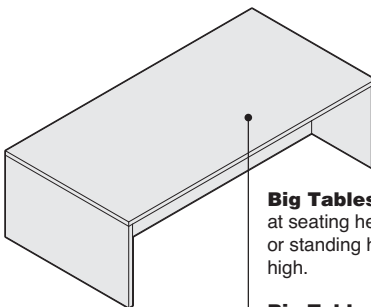
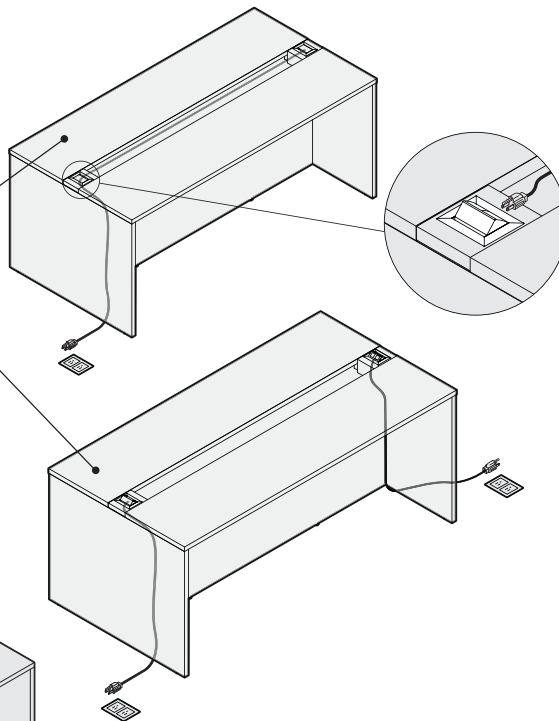
Quantity	List Price	MAP	Style Number	Description	Page for Ordering
2 x	\$2498 = \$4996	\$1399 = \$2798	TS3BC	Big Lounge	179
2 x	\$ 911 = \$1822	\$ 559 = \$1118	TS4TSCRNR	Screen, RH	181
1 x	\$ 460 = \$ 460	\$ 279 = \$ 279	TS4TWPX	Personal Table	183
2 x	\$1607 = \$3214	\$ 979 = \$1958	TS4TBL	Big Lamp	182
\$10,492 Total List Price		\$6153 Total MAP			

Big Table Facts turnstone.

Big Tables are offered in Low-Pressure Laminate. Table tops and end panels are 1 3/8" thick and center panel is 1" thick. Table top comes standard with two reinforcing channels built into the worksurface for added strength.



When using two (2) single anodized power and data solutions, a second building outlet is required or one unit can be plugged into the other unit, resulting in three (3) useable outlets for the user.



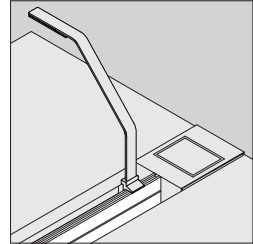
Big Tables are available at seating height of 28" high or standing height of 40" high.

Big Tables are available with an uninterrupted worksurface or Big Tables can be specified with a split worksurface top with a trough that runs down the center of the table.

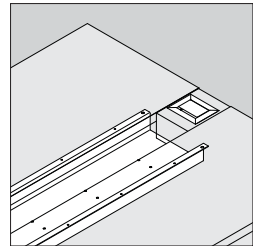
Actual Dimensions

Depth	48"
Width	96"
Height	28" or 40"

Product Details

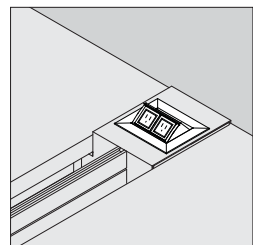


Optional anodized aluminum table rail installs in the table trough and allows for Details SOTO rail accessories.



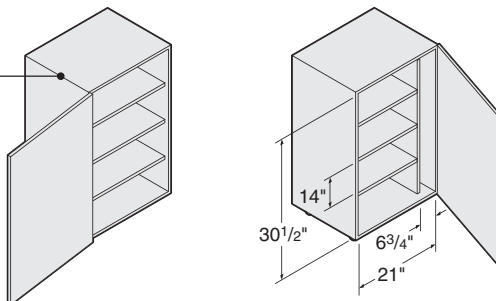
Big Table trough is a painted platinum open steel technology tray that allows for cable management. Either end of the trough comes standard with an anodized aluminum grommet that has a flip-top panel for access to route cables.

Wiring and Cabling

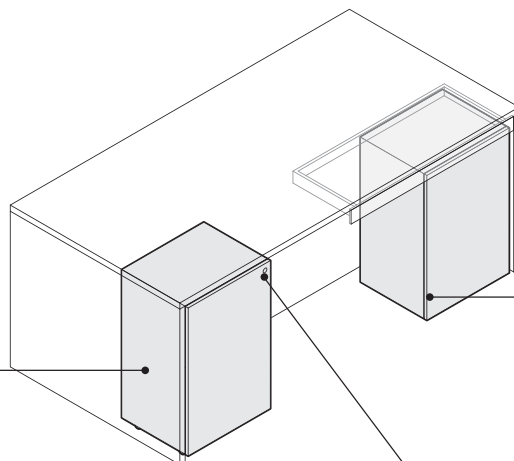


Two receptacles for power (TS4TPWR) are available in place of the standard grommet on each end.

Mobile storage cabinets and storage cabinet wardrobes are offered as left-hand or right-hand units in Low-Pressure Laminate with two adjustable shelves.



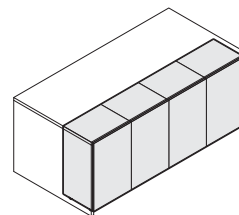
Storage cabinets can be used with 40"H Big Tables and Big Tables with Trough or as freestanding storage units.



Mobile storage cabinets ship standard with casters. When mobile storage cabinets are intended to be used underneath a table drawer, the glide option will need to be selected to provide enough clearance underneath the drawer.

Storage cabinets and wardrobe have an optional front-removable lock.

Product Details



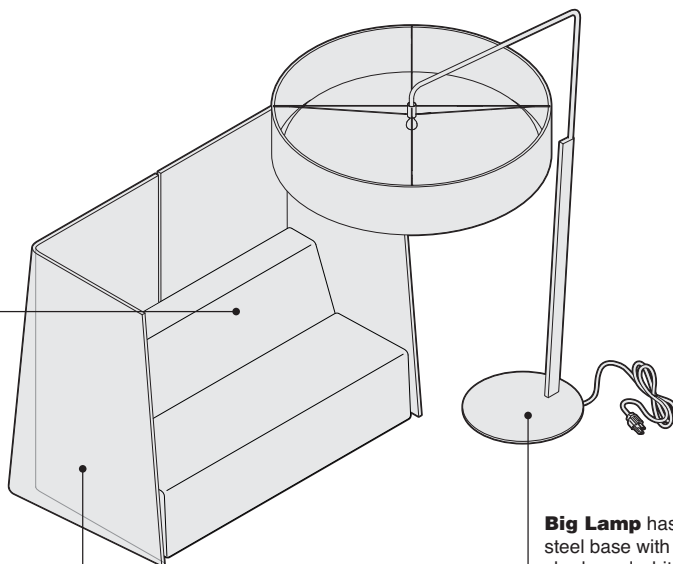
Up to four mobile storage cabinets can fit up to four per side underneath a Big Table.

Actual Dimensions

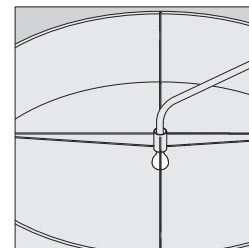
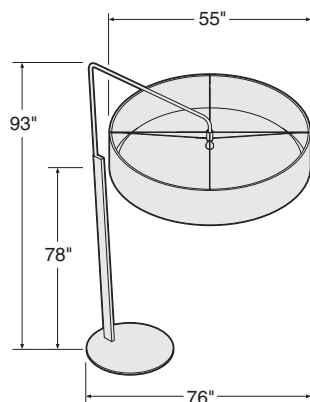
Depth	18 1/2"
Width	23"
Height (with casters)	38"
Height (with glides)	35"

Big Lounge, Screen, and Big Lamp Facts turnstone.

Big Lounge comes standard armless with black plastic feet. Available options include single or multiple fabrics on back and seat.



Screen is constructed with a steel frame and a mesh sock. Screens are handed. Right-hand and left-hand versions are available.



Light bulb is not included. Use a 100 watt A19 incandescent bulb.

Big Lamp has a painted steel base with fabric lamp shade and white diffuser. At a height of 7'-9", the Big Lamp can be installed in a room with an 8' high ceiling or taller. 15-amp plug with 9' electrical cord and an on/off foot switch.
Tip: Consult local electrical codes if a Big Lamp is placed near ceiling sprinkler system.

Actual Dimensions

Big Lounge

Depth	32"
Width	66"
Height	29"

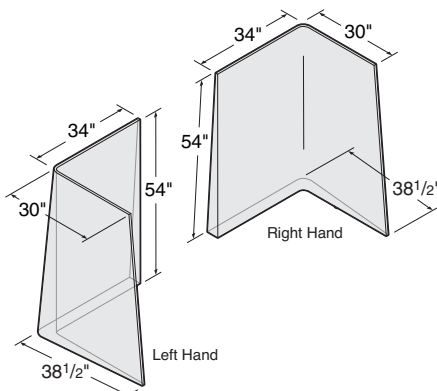
Big Lamp

Depth	55"
Width	55"
Height	93"

Shade

Diameter	55"
----------	-----

Product Details

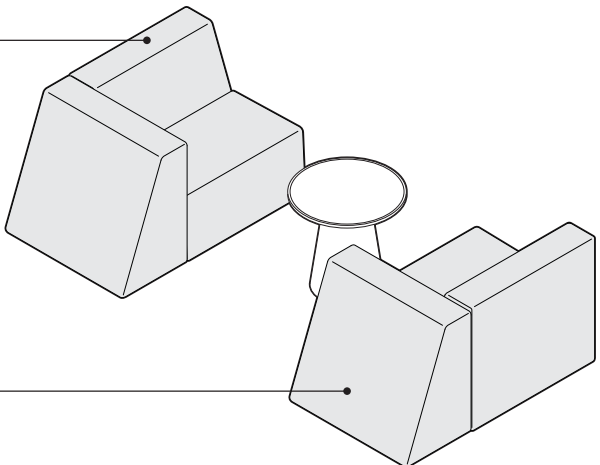


Screens are available in left- and right-hand versions.

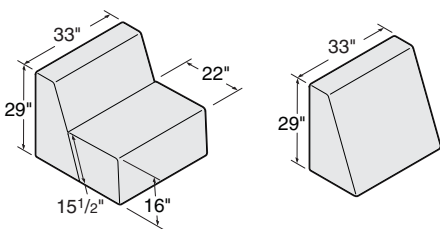
Half Lounge and Wedge Facts turnstone.

Half Lounge and
Wedge Facts

Half Lounge comes standard armless with black plastic feet. Available options include single or multiple fabrics on back and seat.



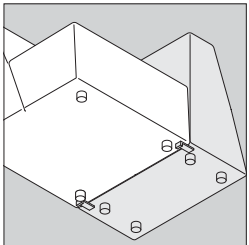
Wedge comes standard with black plastic feet and stability brackets. Independent Wedges and Half Lounges may be positioned into any configuration without moving or removing the stability brackets.



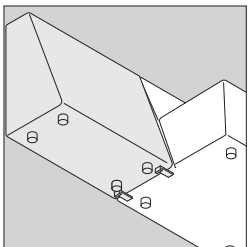
Actual Dimensions

	Half Lounge	Wedge
Depth	32"	17 7/8"
Width	33"	33"
Height	29"	29"

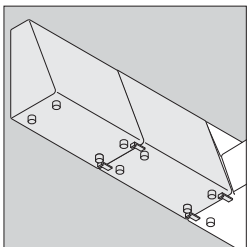
Product Details



Wedges connected to the side of a Half Lounge would use the stability brackets facing towards the back as they come standard.



Wedges connected to the back of a Half Lounge or in-line with another Wedge would require moving the stability brackets to the side.



No more than two **Wedges** can be attached to a single lounge. Wedges can be freestanding, either alone or next to the Big Lounges or Half Lounges.

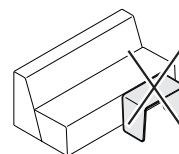
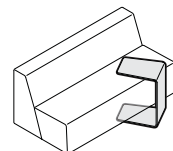
Surface Materials

Half Lounge and Wedge

- Fabric Price Group 1-10

Personal Table and Paper Table turnstone.

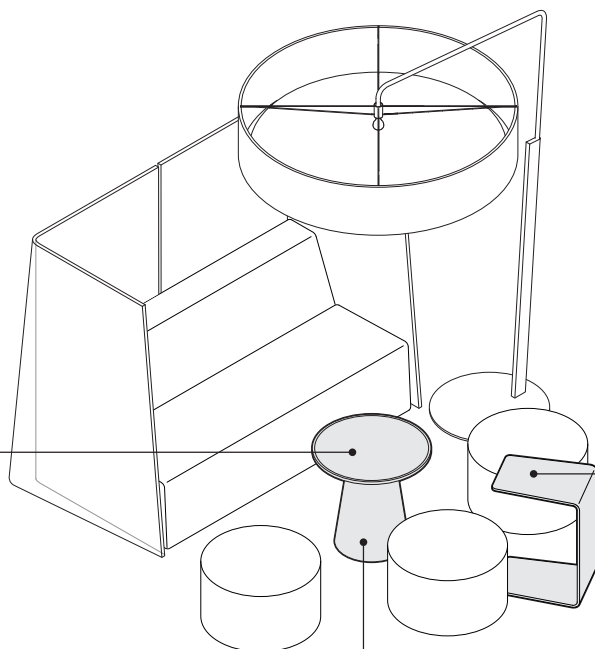
Product Details



Personal table is designed to be used in the vertical position only.

Paper table has three top configurations:

- Paper (installed over steel table top tray)
- Glass (installed over steel table top tray)
- Steel table top tray



Personal table is constructed of bent plywood with rift-cut natural oak veneer finish. It nests underneath Big Lounge and can be used for a writing surface or laptop.

Tip: The angle design is not approved to be used for food or drinks. The personal table is not intended to be sat or stood on.

Paper table is constructed with laminate base, plastic rotating table top, and steel table top tray.


Actual Dimensions

Paper Table

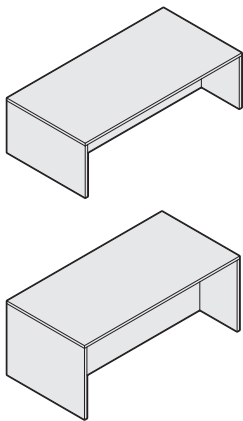
Depth	18"
Width	18"
Height	23½"

Personal Table

Depth	19½"
Width	14"
Height	26"

Standard Includes	Required to Specify
 <ul style="list-style-type: none"> • 1 3/8"-thick worksurface center and end panel: Low-Pressure Laminate • 3 mm radius edge band 4 top sides: default color to match laminate • 1 mm radius edge band vertical: default color to match laminate • Adjustable leveling glides • Shipped ready to assemble • Requires professional installation 	<ul style="list-style-type: none"> 1 Style number 2 Low-Pressure Laminate color number for table top, center, and end panel <p>▶ See <i>Surface Materials</i>, page 208.</p>

Specification Information					
• Dimensions D W H			• Style Number	• U.S. List Price	• MAP
48"	96"	28"	TS4TL28	\$1628	\$ 979
48"	96"	40"	TS4TL40	\$1821	\$1099

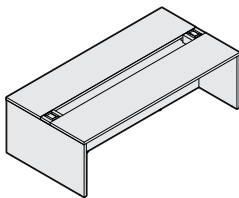


	Standard Includes	Required to Specify
	<ul style="list-style-type: none"> 1 3/8"-thick worksurface center and end panel: Low-Pressure Laminate 3 mm radius edge band 4 top sides: default color to match laminate 1 mm radius edge band vertical: default color to match laminate Technology trough: 4799 Metallic Platinum Grommet on each end of trough: anodized aluminum Adjustable leveling glides Shipped ready to assemble Requires professional installation 	<ul style="list-style-type: none"> 1 Style number 2 Low-Pressure Laminate color number for table top, center, and end panel <p>► See <i>Surface Materials</i>, page 208.</p>

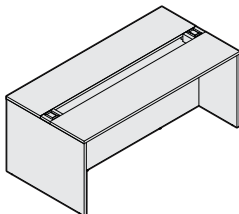


	Options	U.S. List Price	MAP	Required to Specify
Receptacles	<ul style="list-style-type: none"> Pop up receptacle: set of 2 power on each end 	+\$675	+\$375	Specify with 2 power receptacle and specify paint color number.
Center Rail	<ul style="list-style-type: none"> Anodized aluminum 	+\$268	+\$150	Specify with center rail.


Specification Information					
Dimensions			Style	U.S.	MAP
D	W	H	Number	Base List Price	
48"	96"	28"	TS4TLT28	\$1918	\$1159



48"	96"	40"	TS4TLT40	\$2110	\$1269
-----	-----	-----	-----------------	--------	--------



Campfire Mobile Storage Cabinets turnstone.

	Standard Includes	Required to Specify
	<ul style="list-style-type: none"> Mobile storage cabinet: Low-Pressure Laminate Two height-adjustable shelves Wardrobe on one side, if selected Casters Shipped assembled Requires professional installation 	<ul style="list-style-type: none"> 1 Style number 2 Low-Pressure Laminate color number for storage cabinet 3 Options, if selected (see below) ▶ See <i>Surface Materials</i>, page 208.

	Options	U.S. List Price	MAP	Required to Specify
Locks	<ul style="list-style-type: none"> 9201 Polished Chrome 9250 Ember Chrome 	+\$107 +\$107	+\$70 +\$70	Specify with 9201 Polished Chrome. Specify with 9250 Ember Chrome.
Glides	<ul style="list-style-type: none"> Glides 	No cost	No cost	Specify with glides.

Specification Information				
Dimensions			Style	U.S.
D	W	H	Number	Base
				List
				Price

Storage Cabinets

Left-hand

18½"	23"	38"	TS4TSLH	\$937	\$569
:	:	:	:	:	:

Right-hand

18½"	23"	38"	TS4TSRH	\$937	\$569
:	:	:	:	:	:

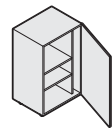
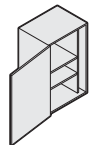
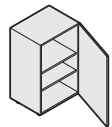
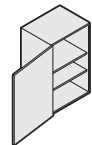
Storage Cabinet Wardrobes

Left-hand

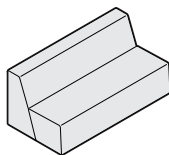
18½"	23"	38"	TS4TSWLH	\$937	\$569
:	:	:	:	:	:

Right-hand

18½"	23"	38"	TS4TSWRH	\$937	\$569
:	:	:	:	:	:



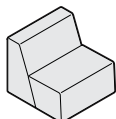
Big Lounge



Tip: For ottoman, see *alight lounge with low profile glides*, page 75.

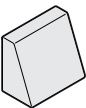
Standard Includes				Required to Specify		
<ul style="list-style-type: none">Fully upholstered armless lounge: Cogent: ConnectFoot: black plasticShipped fully assembledMeets Cal. 116 and 117 requirementsRequires professional installation				<div>1 Style number</div> <div>2 Fabric color number for upholstery</div> <div>▶ See <i>Surface Materials</i>, page 208.</div>		
Specification Information						
Dimensions			Style	U.S.	MAP	Upholstery
D	W	H	Number	List Price		
32"	66"	29"	TS3BC	\$2498	\$1399	Cogent: Connect

Half Lounge



Standard Includes					Required to Specify	
<ul style="list-style-type: none">Fully upholstered armless lounge: fabricFoot: black plasticShipped fully assembledMeets Cal. 116 and 117 requirements					<div>1 Style number</div> <div>2 Fabric color number for upholstery</div> <div>▶ See <i>Surface Materials</i>, page 208.</div>	
Specification Information						
Dimensions			Style	U.S.	MAP	Upholstery
D	W	H	Number	List Price		
32"	33"	29"	TS3HL	\$1439 \$1550	\$799 \$724	Cogent: Connect Leland

Wedge



Standard Includes	Required to Specify
<ul style="list-style-type: none">Fully upholstered wedge: fabricFoot: black plasticDeck stitch detailConnecting hardwareRequires customer installation	<ul style="list-style-type: none">1 Style number2 Fabric color number for upholstery▶ See <i>Surface Materials</i>, page 208.

Specification Information			
Style Number	U.S. List Price	MAP	Upholstery
TS3WG	\$865 \$912	\$499 \$531	Cogent: Connect Leland

Standard Includes	Required to Specify
<ul style="list-style-type: none">• Mesh screen: T615 Sultry Smoke• Frame: black paint	Style number

Specification Information			
• Dimensions	• Style	• U.S.	• MAP
H	Number	List	
•	•	Price	
•	•		
•	•		

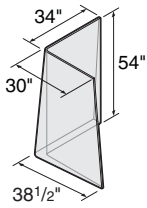
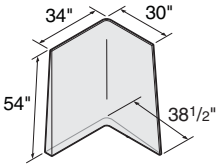
Screens

Right-Hand

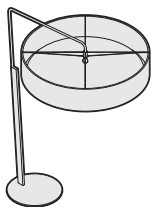
54"	TS4TSCRNR	\$911	\$559
•	•	•	•

Left-Hand

54"	TS4TSCRNL	\$911	\$559
•	•	•	•



Campfire Big Lamp turnstone.



Tip: Shade diameter is 55".

Tip: Bottom of shade is 78" off of the floor.



Standard Includes	Required to Specify
<ul style="list-style-type: none">Lamp base: 4140 Arctic White, 4799 Platinum Metallic, or 7246 Midnight MetallicLamp shade: upholstery 5F18 Regis Black, 5F19 Regis Cinder, or 5524 Nickel9' cord with three-prong plugShipped ready to assembleRequires professional installation	<ul style="list-style-type: none">1 Style number2 Paint color number for lamp base3 Upholstery color number for lamp shade

Specification Information					
Dimensions			Style	U.S.	MAP
D	W	H	Number	List Price	
55"	76"	93"	TS4TBL	\$1607	\$979



Standard Includes	Required to Specify
-------------------	---------------------



- Personal table: 3611 Natural Oak Veneer
- Shipped fully assembled

Style number

Specification Information					
---------------------------	--	--	--	--	--

•Dimensions			•Style Number	•U.S. List Price	•MAP
D	W	H			
19½"	14"	26"	TS4TWPX	\$460	\$279

Campfire Paper Table and Accessories turnstone.

Paper Table



Tip: If glass option is selected, standard stack of paper will be omitted.



Standard Includes	Required to Specify
<ul style="list-style-type: none"> Table base: High-Pressure Laminate Plastic rotating table top: arctic white Steel table top tray: arctic white Stack of paper: 44 sheets Shipped assembled 	<ul style="list-style-type: none"> 1 Style number 2 High-Pressure Laminate color number for table base 3 Options, if selected (see below) ▶ See <i>Surface Materials</i>, page 208.

Options	U.S. List Price	MAP	Required to Specify
Glass <ul style="list-style-type: none"> Glass 	+\$15	+\$10	Specify <i>with glass</i> .
Related Products <ul style="list-style-type: none"> Paper Glass 			<ul style="list-style-type: none"> ▶ See below ▶ Page 185

Specification Information					
Dimensions			Style Number	U.S. List Base Price	MAP
D	W	H			
25"	25"	23½"	TS4TPTX	\$927	\$499

Paper



Standard Includes	Required to Specify
<ul style="list-style-type: none"> Paper: 44 sheets 	Style number



Related Products
<ul style="list-style-type: none"> Paper table

Specification Information		
Style Number	U.S. List Price	MAP
TS4TPTPX	\$124	\$79

Glass



Standard Includes	Required to Specify
<ul style="list-style-type: none"> Tempered glass 	Style number



Related Products
<ul style="list-style-type: none"> Paper table

▶ Page 184

Specification Information

• Style • Number	• U.S. • List • Price	• MAP
TS4TPTGX	\$139	\$89

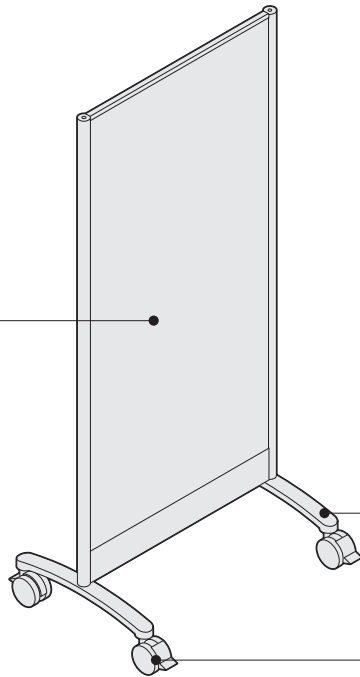
Groupwork Screens Steelcase

Screens are available with markerboard on one side and tackboard on the other side, markerboard on both sides, or tackboard on both sides.

Screens are available in two heights—54"H and 66"H—and five widths—24"W, 30"W, 36"W, 42"W, and 48"W.

Laminate and optional e³ ceramicsteel marker-board surface has a non-glare writing surface and accepts all standard dry-erase markers. e³ ceramicsteel markerboard surface is magnetic and is available on one side only.

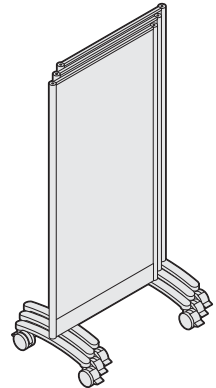
The e³ ceramicsteel markerboard option is a Premium Whiteboard line, featuring e³ environmental ceramicsteel surface, offering the industry's premiere ecologically intelligent whiteboard selection. Delivering exceptional design, quality, and durability combined with environmental responsibility. The surface is nonporous and erases easily without "ghosting".



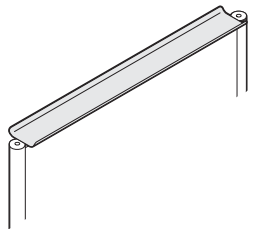
Four-leg base is standard on screens.

Four locking casters allow for easy movement.

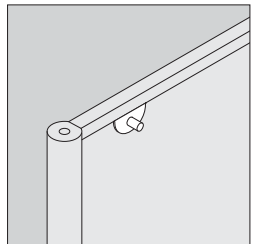
Product Details



Screens nest easily and require minimal space. The leg bases are 16"D, and each screen nested adds another 1½" to the depth.



Marker tray is available to hold dry erasers and markers. The tray is attached on top of the screen top cap. Marker trays are available in all five screen widths.



Flip-chart pegs are available as an option on the top cap. They are positioned 17⁵/₈" apart center to center and are available on one side only. Flip-chart peg top cap works in conjunction with marker trays.

Groupwork Screens Steelcase

Tip: Screens must be specified with fabric on both sides, e³ ceramicsteel on both sides, or laminate on both sides.



Standard Includes

- Tackboard, both sides, if selected: Breccia or Lido
- e³ ceramicsteel writing surface, both sides, if selected: 7655 e³ ceramicsteel High Gloss White
- Laminate markerboard, both sides, if selected: 2728 Cloud
- Frame, top cap, uprights, bottom channel, and four-leg base: 7207 Black
- Four locking casters: black plastic
- Attachment hardware
- Shipped ready to assemble
- Requires professional installation

Required to Specify

- 1 Style number
 - 2 Fabric color number, 7655 e³ ceramicsteel High Gloss White, or 2728 Cloud for side 1
 - 3 Fabric color number, 7655 e³ ceramicsteel High Gloss White, or 2728 Cloud for side 2
 - 4 Paint color number for frame
 - 5 Options, if selected (see below)
- See *Surface Materials*, page 208.

Tip: e³ ceramicsteel writing surface is magnetic.

Tip: Flip-chart pegs, located 17⁵/₈" apart, are located on only one side of the top cap.

	Options	U.S. List Price	MAP	Required to Specify
Surface Materials	Fabric surface on tackboard			
	• Kick standard fabric price group A	No cost	No cost	Specify fabric color number.
	e³ ceramicsteel writing surface			
	• e ³ ceramicsteel surface on both sides	+\$57	+\$30	Specify with 7655 e ³ ceramicsteel markerboard.
	Laminate markerboard			
	• 2728 Cloud	No cost	No cost	Specify with 2728 Cloud.
	Frame and base			
	• 4798 Sterling Metallic or 4799 Platinum Metallic	+\$26	+\$15	Specify Sterling or Platinum Metallic.
Flip-Chart Pegs	• Top cap with flip-chart pegs on one side	+\$29	+\$15	Specify with flip-chart pegs.

Specification Information

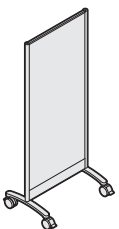
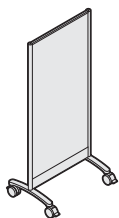
• Dimensions	• Style	• U.S.	• MAP	• Fabric
D W H	Number	Base List Price		
•	•	•	•	•
•	•	•	•	•
•	•	•	•	•

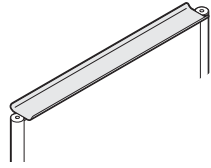
54"H Screens

16"	24"	54"	TS4S2454X	\$617	\$399	Breccia or Lido
16"	30"	54"	TS4S3054X	\$649	\$409	Breccia or Lido
16"	36"	54"	TS4S3654X	\$677	\$419	Breccia or Lido
16"	42"	54"	TS4S4254X	\$706	\$429	Breccia or Lido
16"	48"	54"	TS4S4854X	\$736	\$439	Breccia or Lido
•	•	•	•	•	•	•

66"H Screens

16"	24"	66"	TS4S2466X	\$677	\$429	Breccia or Lido
16"	30"	66"	TS4S3066X	\$709	\$439	Breccia or Lido
16"	36"	66"	TS4S3666X	\$736	\$449	Breccia or Lido
16"	42"	66"	TS4S4266X	\$765	\$459	Breccia or Lido
16"	48"	66"	TS4S4866X	\$794	\$469	Breccia or Lido
•	•	•	•	•	•	•





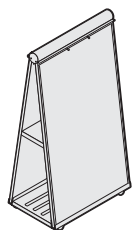
Tip: Attachment hardware is included with screen. Tray is affixed to the top cap.

Standard Includes	Required to Specify
<ul style="list-style-type: none"> Marker tray: 7207 Black 	<ul style="list-style-type: none"> 1 Style number 2 Paint color number for marker tray 3 Options, if selected (see below) ▶ See <i>Surface Materials</i>, page 208.

Options	U.S. List Price	MAP	Required to Specify
Surface Materials <ul style="list-style-type: none"> 4798 Sterling Metallic or 4799 Platinum Metallic 	+\$10	+\$5	Specify Sterling or Platinum Metallic.

Specification Information					
Dimensions			Style Number	U.S. Base List Price	MAP
D	W	H			
21/2"	24"	1/2"	TS4SR24	\$48	\$39
21/2"	30"	1/2"	TS4SR30	\$53	\$39
21/2"	36"	1/2"	TS4SR36	\$59	\$49
21/2"	42"	1/2"	TS4SR42	\$64	\$49
21/2"	48"	1/2"	TS4SR48	\$70	\$59
:	:	:	:	:	:

Groupwork Mobile Easel Steelcase



Standard Includes

- Frame: black
- Markerboard, white non-glare, non-magnetic laminate only
- Tackboard, black fabric only
- Four hard, dual-wheel casters: black plastic only
- Integral flip-chart pegs
- Storage compartment
- Pencil tray
- Requires professional installation


Required to Specify

- 1 Style number
- 2 Options, if selected (see below)

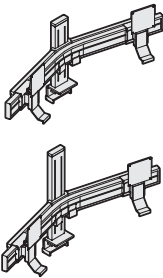
	Options	U.S. List Price	MAP	Required to Specify
Surface Materials	<ul style="list-style-type: none"> • Black paint • Platinum metallic paint 	No cost +\$80	No cost +\$50	Specify 0835 Black paint. Specify 4799 Platinum metallic paint.

Specification Information

Dimensions			Description	Style Number	U.S. Base List Price	MAP
D	W	H				
24"	36"	76"	Markerboard on One Side and Tackboard on One Side	TS40005	\$998	\$629
.

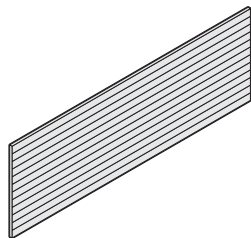
Standard Includes		Required to Specify
	• Monitor arm: 4799 Platinum	Style number
	• Standard crank adjust column with 7 ¹ / ₂ " vertical height adjustment, if selected	
	• Extended crank adjust column with 12 ¹ / ₂ " vertical height adjustment, if selected	

Specification Information					
Dimensions			Style Number	U.S. List Price	MAP
D	W	H			
.	.	.			
Standard Crank Adjustment Column					
8½"	35"	15½"	FPAC2CC	\$624	\$409
Extended Crank Adjustment Column					
8½"	35"	197⁄8"	FPAEC2CC	\$676	\$439
.



Slatwall details

Slatwall Tiles



Tip: Total dimensions of worktools specified should not exceed slatwall dimensions.

Tip: Slatwall is not dedicated to the exact panel width; a 12" overhang is acceptable.

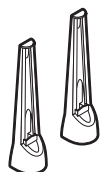
Tip: Two slatwall tiles cannot be used in a corner application.

Standard Includes	Required to Specify
<ul style="list-style-type: none"> Slatwall tile that supports up to 60 lbs.: 4799 Platinum paint Requires customer installation 	Style number

Specification Information						
Dimensions			Description	Style Number	U.S. List Price	MAP
D	W	H				
11/8"	36"	12"	36" slatwall tile	WS36	\$134	\$ 99
11/8"	42"	12"	42" slatwall tile	WS42	\$157	\$109
11/8"	48"	12"	48" slatwall tile	WS48	\$179	\$129
11/8"	60"	12"	60" slatwall tile	WS60	\$224	\$159

Freestanding Slatwall Stanchions

for Use on Worksurfaces 1/2" to 3" thick



Tip: Positions top of slatwall a fixed height of 15" above mounting surface.

Tip: Slatwall can overhang Stanchions up to 12".

Tip: Worksurface/table must be able to support 60 lbs.


Tip: Stanchion cannot be used in a corner application or on a glass surface.

Standard Includes	Required to Specify
<ul style="list-style-type: none"> Pair of slatwall stanchions that requires 18"D worksurface and uses 3" surface footprint: paint Non-marring rubber feet Requires customer installation 	1 Style number 2 Paint color number for slatwall brackets: 0835 Black 4799 Platinum

Related Products
<ul style="list-style-type: none"> Slatwall tiles

Specification Information					
Dimensions			Style Number	U.S. List Price	MAP
D	W	H			
3"	3 1/2"	16"	WFCS	\$134	\$89

Rails



Tip: Rails clamp to free-standing worksurfaces or material up to 2" thick. Rails are not applicable for glass surfaces.

Standard Includes	Required to Specify
 <ul style="list-style-type: none"> Rail: 4799 Platinum 	Style number
Related Products	
<ul style="list-style-type: none"> SOTO shelves SOTO worktools 	<ul style="list-style-type: none"> ▶ Page 194 ▶ Page 200

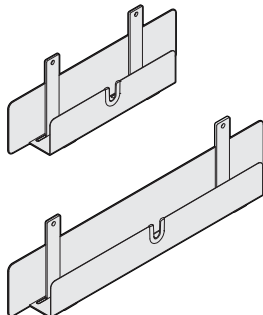
Specification Information					
Dimensions			Style Number	U.S. List Price	MAP
D	W	H			
1"	28"	3 1/4"	DSR28	\$182	\$119
1"	28"	3 1/4"	DSR34	\$193	\$139
1"	40"	3 1/4"	DSR40	\$205	\$139
1"	46"	3 1/4"	DSR46	\$216	\$149
1"	52"	3 1/4"	DSR52	\$227	\$159
1"	58"	3 1/4"	DSR58	\$239	\$169
1"	64"	3 1/4"	DSR64	\$250	\$169
.

Cableways


Tip: Cableway hangs fixed at 8" below the worksurface.

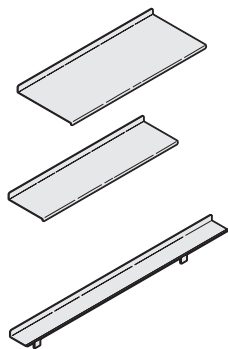
Standard Includes	Required to Specify
 <ul style="list-style-type: none"> Rail: 4799 Platinum 	Style number
Related Products	
<ul style="list-style-type: none"> SOTO rails SOTO worktools 	<ul style="list-style-type: none"> ▶ Page 194 ▶ Page 200


Specification Information					
Dimensions			Style Number	U.S. List Price	MAP
D	W	H			
2 1/2"	20"	18"	DSCW20	\$134	\$ 99
2 1/2"	30"	18"	DSCW30	\$151	\$109
.

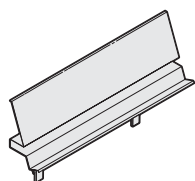


Shelves

Standard Includes		Required to Specify		
	<div><div><div>• Shelf: 4799 Platinum</div><div>• Stanchions: 4799 Platinum</div></div><div>Style number</div></div>			
Specification Information				
• Dimensions	• Style	• U.S.	• MAP	
D	Number	List		
W		Price		
•	•	•		
•	•	•		
•	•	•		
•	•	•		
10¼"	24½"	DSS2410	\$136	\$89
6¾"	24½"	DSS246	\$113	\$79
3½"	36"	DSS363	\$ 90	\$69
•	•	•	•	•

**Display Shelves**

Standard Includes			Required to Specify		
	<ul style="list-style-type: none">Display shelf: 4799 PlatinumStanchions: 4799 Platinum			Style number	
Specification Information					
Dimensions			Style Number	U.S. List Price	MAP
W	H	Overall/ Height			
5" High Stanchion					
24 1/2"	11 1/2"	14 3/4"	DDS245	\$164	\$109
8" High Stanchion					
24 1/2"	11 1/2"	17 1/4"	DDS248	\$177	\$119



Tip: The 8" stanchions on DDS248 allow for other shelves to mount underneath.

Tip: Utility box can fit inside channel of the display shelf.

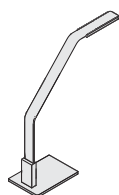
LED Task Lights

Standard Includes		Required to Specify
	• Light: paint	1 Style number
	• Power cord	2 Paint color number for light: 4231 Arctic White 4710 Low Gloss Black 4799 Platinum Metallic

Specification Information				
Dimensions	Style	U.S.	MAP	
D W H	Number	List		
		Price		

Rail-Mounted					
13 1/8"	1 1/2"	13 1/8"	DSLEDR	\$295	\$199
:	:	:	:	:	:

Freestanding					
13 1/8"	4 1/4"	15 3/8"	DSLEDF	\$321	\$219
:	:	:	:	:	:



Tool Box

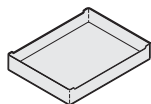
Standard Includes		Required to Specify
	• Tool box: plastic	1 Style number
		2 Plastic color number for box: 6000 Black 6009 Arctic White


Specification Information				
Dimensions	Style	U.S.	MAP	
D W H	Number	List		
		Price		

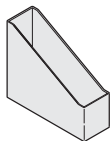
3 1/2"	3 1/4"	3 1/2"	DSTB	\$30	\$29
:	:	:	:	:	:




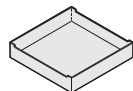
Tip: Tool box contains removable semi-opaque insert to separate pens from sticky notes.


Pile Box

Standard Includes				Required to Specify	
<div></div> <ul style="list-style-type: none">Pile box: plastic				1 Style number 2 Plastic color number for box: 6000 Black 6009 Arctic White	
Specification Information					
• Dimensions			• Style	• U.S.	• MAP
D	W	H	Number	List Price	
97/8"	121/4"	2"	DSSPB	\$35	\$29

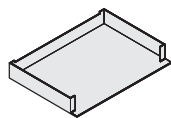
Diagonal File Box

Standard Includes				Required to Specify	
<div></div> <ul style="list-style-type: none">Diagonal file box: plastic				<div>1 Style number</div> <div>2 Plastic color number for box:</div> <div>6000 Black</div> <div>6009 Arctic White</div>	
Specification Information					
• Dimensions			• Style	• U.S.	• MAP
D	W	H	Number	List Price	
12¼"	4"	97⁄8"	DSDFB	\$35	\$29

Personal Box

Standard Includes			Required to Specify		
<div></div> <ul style="list-style-type: none">Personal box: plastic			<div>1 Style number</div> <div>2 Plastic color number for box:</div> <div>6000 Black</div> <div>6009 Arctic White</div>		
Specification Information					
• Dimensions			• Style	• U.S.	• MAP
D	W	H	Number	List Price	
9"	9"	2"	DSPB	\$30	\$29

Landscape Letter Box



Standard Includes

- Landscape letter box: plastic

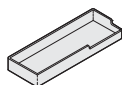
Required to Specify

- 1 Style number
- 2 Plastic color number for box:
6000 Black
6009 Arctic White

Specification Information

• Dimensions			• Style	• U.S.	• MAP
D	W	H	Number	List	
				Price	
9 7/8"	13 3/4"	2"	DSLLB	\$35	\$29

Utility Box



Standard Includes

- Utility box: plastic

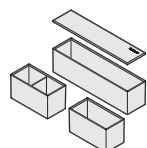
Required to Specify

- 1 Style number
- 2 Plastic color number for box:
6000 Black
6009 Arctic White

Specification Information

• Dimensions			• Style	• U.S.	• MAP
D	W	H	Number	List	
				Price	
3 1/8"	9"	1 1/4"	DSUB	\$30	\$29

Storage Box, Set of 3



Standard Includes

- Set of three storage boxes: semi-opaque boxes with white cover

Required to Specify

- Style number

Specification Information

• Style	• U.S.	• MAP
Number	List	
	Price	
DSSB	\$35	\$29

Tip: The storage box set fits inside the personal box.

Tip: The box dimensions are:

- Large: 2 1/8" x 8 9/8" x 2 3/8"
- Small with divider: 2 1/8" x 4 1/4" x 2 3/8"
- Small without divider: 2 1/8" x 4 1/4" x 2 3/8"

Details Products for use on Slatwall Tiles details

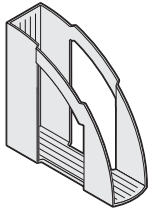


Specification Information

• Dimensions			• Description	• Style Number	• U.S. List Price	• MAP	• Color Choices
D	W	H					

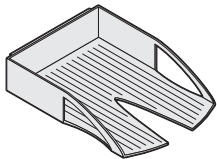
Binder Holder

9¼"	4¾"	11⅜"		WBHS	\$34	\$29	0835 Black 6544 Frost 6545 Amber
:	:	:	:	:	:	:	:



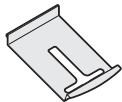
Letter Tray

12½"	10"	2½"	Supports letter, legal and A4 filing	WLTS	\$34	\$29	0835 Black 6544 Frost 6545 Amber
:	:	:	:	:	:	:	:



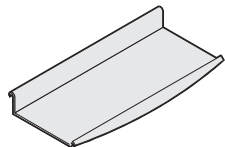
Telephone Caddy

2"	8"	11"	Supports telephone off the worksurface	WTCS	\$84	\$59	0835 Black 7018 Pewter
:	:	:	:	:	:	:	:



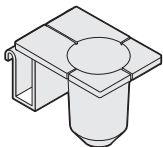
Personal Shelf

7⅛"	13½"	N.A.		WSPS	\$39	\$29	0835 Black 7018 Pewter
:	:	:	:	:	:	:	:



Pen/Pencil Cup

5¼"	3⅛"	3½"		WPCS	\$34	\$29	0835 Black (Cup) 0835 Black (Bracket)
:	:	:	:	:	:	:	:



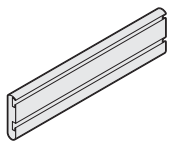


Standard Includes		Required to Specify
	• Flexible 52" spine: black	Style number
	• Two wire management channels	
	• Bracket to affix to underside of worksurface	
	• Weighted base	

Specification Information				
• Dimensions		• Style	• U.S.	• MAP
W	H	Number	List	
			Price	
2"	52"	AHVERT	\$73	\$59

Organizational Tools details

SlatRail



Tip: SlatRail is not dedicated to the exact panel width; a 12" overhang is acceptable.

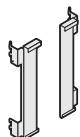
Tip: Total dimensions of Worktools specified should not exceed SlatRail dimensions.

Tip: Two SlatRails cannot be used in a corner application.

Standard Includes	Required to Specify
<ul style="list-style-type: none"> SlatRail that supports up to 100 lb: paint 	1 Style number 2 Paint color number for SlatRail: 0835 Black 4799 Platinum

Specification Information					
• Dimensions			• Style	• U.S.	• MAP
D	W	H	Number	List	
3/4"	36"	4"	WSR36	\$86	\$39

Slatwall Brackets

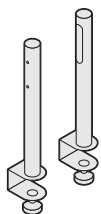


Standard Includes	Required to Specify
<ul style="list-style-type: none"> Pair of slatwall brackets: paint 	1 Style number 2 Paint color number for slatwall brackets: 0835 Black 4799 Platinum

Specification Information					
• Dimensions			• Style	• U.S.	• MAP
D	W	H	Number	List	
				Price	
Wall-Mount Brackets					
1"	2"	12 1/8"	WSWM	\$34	\$29

Freestanding SlatRail Stanchions

For Use on Worksurfaces and Materials 1/2" to 1 3/4" thick



Tip: Positions top of SlatRail a fixed height of 12 3/4" above mounting surface.

Tip: Worksurface/table must be able to support 100 lbs.

Tip: Stanchion cannot be used in a corner application or on a glass surface.

Standard Includes

- Pair of SlatRail stanchions that requires 18"D worksurface and uses 2 1/2" surface footprint: paint

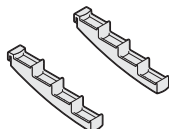
Required to Specify

- 1 Style number
- 2 Paint color number for SlatRail Stanchions:
 - 0835 Black
 - 4799 Platinum

Specification Information

• Dimensions			• Style	• U.S. List	• MAP
D	W	H	Number	Price	
1 1/2"	1 1/2"	13 1/2"	WSRFS	\$118	\$59

Hanging Brackets



Standard Includes

- Hanging brackets that support letter- and legal-size files: plastic

Required to Specify

- 1 Style number
- 2 Plastic color number for hanging brackets:
 - 6544 Frost

Specification Information

• Dimensions			• Style	• U.S. List	• MAP
D	W	H	Number	Price	
9 3/4"	1 1/2"	1 1/4"	WHB	\$34	\$29

Markerboard



Standard Includes

- Markerboard: dry-erase surface

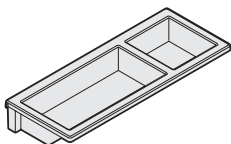
Required to Specify

- Style number

Specification Information

• Dimensions			• Style	• U.S. List	• MAP
D	W	H	Number	Price	
1"	17 3/4"	11 3/4"	WMB	\$95	\$69

Double Square Dish



Standard Includes

- Double square dish: 6554 Frost plastic
- Attachment bracket: paint


Required to Specify

Style number

Specification Information

• Dimensions			• Style	• U.S. List	• MAP
D	W	H	Number	Price	
4"	9¾"	1½"	WSQS	\$34	\$29

Adjustable Foot Rest



Standard Includes

- Adjustable foot rest: charcoal

Required to Specify

Style number

Specification Information

• Dimensions			• Style	• U.S. List	• MAP
D	W	H	Number	Price	
12"	18"	2"–6"	CFTR	\$120	\$89

Tackstrip



Standard Includes

- Tackstrip: black tackable surface

Required to Specify

Style number

Specification Information

• Dimensions			• Style	• U.S. List	• MAP
D	W	H	Number	Price	
9/16"	15"	3 1/8"	WTBS	\$40	\$29

Cableway



Standard Includes

- Cableway: paint
- Universal clamp

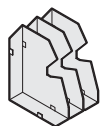
Required to Specify

- 1 Style number
- 2 Plastic color number for shelf:
0835 Black
4799 Platinum Metallic

Specification Information

• Dimensions			• Style	• U.S.	• MAP
D	W	H	Number	List	
				Price	
2 1/2"	25"	8"	AC25	\$143	\$99
.

Universal Shelf



Standard Includes

- Universal shelf: plastic
- Package of three

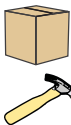
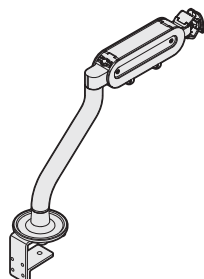
Required to Specify

- 1 Style number
- 2 Plastic color number for shelf:
6000 Black
6009 Arctic White

Specification Information

• Dimensions			• Style	• U.S.	• MAP
D	W	H	Number	List	
				Price	
9 1/2"	2 3/4"	12"	WUS3	\$60	\$39
.

FYI Single Flat-Panel Monitor Arm



Standard Includes

- Arm and clamp: paint
- Supports monitors weighing 5 through 20 lb
- 24" focal adjustability range
- 11 1/2" vertical adjustment range
- Cable management included
- Desk clamp/grommet included
- Shipped ready to assemble
- Requires customer installation

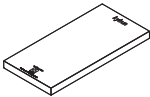
Required to Specify


- 1 Style number
- 2 Paint color for arm and clamp:
4710 Low Gloss Black
4799 Platinum Metallic

Specification Information

• Dimensions		• Style	• U.S.	• MAP
D	W	Number	List	
			Price	
14"	15"	FPASINGLECC	\$371	\$249
.

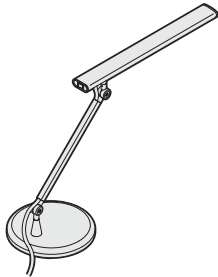
Kybun Footpad




Standard Includes			Required to Specify		
<div></div> <ul style="list-style-type: none">Open cell polyurethane foam with cover: burgundy			Style number		
Specification Information					
• Dimensions			• Style	• U.S.	• MAP
D	W	H	Number	List	
				Price	
18⅛"	37¾"	2⅜"	FWKB37	\$510	\$339

Lighting

Personal Underline Task Light with Base **Steelcase**





Standard Includes

- Base and end caps: pewter only
- Head and arm: anodized aluminum only
- 8' cord with straight plug
- Full head rotation though rotation range of 45° right or left, 45° side-to-side, and 45° up or down
- Arm adjustability range of 9" to 19"
- Bulb: T2 3500K
- Shipped fully assembled

Required to Specify


Style number

Specification Information

• Dimensions			• Lamp	• Style	• U.S.	• MAP
D	W	H	Wattage	Number	List Price	
43/4"	22"	20"	8 watts	LUNDERF	\$362	\$239

Pisa Task Light details



Standard Includes		Required to Specify	
	<ul style="list-style-type: none">• Freestanding• Leans up to 20 degrees in any direction• Shade tilts around the lamp• 100-watt incandescent lamp• Black 6½' cord• Base 6" diameter• Shade 8½"• 4 lbs	<div>1 Style number</div> <div>2 Base color: 0835 Black 4231 Arctic White 7018 Pewter</div> <div>3 Shade color: 0835 Black 4231 Arctic White 7018 Pewter 7055 Metallic Red</div>	
Specification Information			
• Style • Number	• U.S. • List • Price	• MAP	
•	•	•	
•	•	•	
•	•	•	
•	•	•	
•	•	•	
•	•	•	
•	•	•	
•	•	•	
•	•	•	
•	•	•	
•	•	•	
•	•	•	
•	•	•	
•	•	•	
•	•	•	
•	•	•	
•	•	•	
•	•	•	
•	•	•	
•	•	•	
•	•	•	
•	•	•	
•	•	•	
•	•	•	
•	•	•	
•	•	•	
•	•	•	
•	•	•	
•	•	•	
•	•	•	
•	•	•	
•	•	•	
•	•	•	
•	•	•	
•	•	•	
•	•	•	
•	•	•	
•	•	•	
•	•	•	
•	•	•	
•	•	•	
•	•	•	
•	•	•	
•	•	•	
•	•	•	
•	•	•	
•	•	•	
•	•	•	
•	•	•	
•	•	•	
•	•	•	
•	•	•	
•	•	•	
•	•	•	
•	•	•	
•	•	•	
•	•	•	
•	•	•	
•	•	•	
•	•	•	
•	•	•	
•	•	•	
•	•	•	
•	•	•	
•	•	•	
•	•	•	
•	•	•	
•	•	•	
•	•	•	
•	•	•	
•	•	•	
•	•	•	
•	•	•	
•	•	•	
•	•	•	
•	•	•	
•	•	•	
•	•	•	
•	•	•	
•	•	•	
•	•	•	
•	•	•	
•	•	•	
•	•	•	
•	•	•	
•	•	•	
•	•	•	
•	•	•	
•	•	•	
•	•	•	
•	•	•	
•	•	•	
•	•	•	
•	•	•	
•	•	•	
•	•	•	
•	•	•	
•	•	•	
•	•	•	
•	•	•	
•	•	•	
•	•	•	
•	•	•	
•	•	•	
•	•	•	
•	•	•	
•	•	•	
•	•	•	
•	•	•	
•	•	•	
•	•	•	
•	•	•	
•	•	•	
•	•	•	
•	•	•	
•	•	•	
•	•	•	
•	•	•	
•	•	•	
•	•	•	
•	•	•	
•	•	•	
•	•	•	
•	•	•	
•	•	•	
•	•	•	
•	•	•	
•	•	•	
•	•	•	
•	•	•	
•	•	•	
•	•	•	
•	•	•	
•	•	•	
•	•	•	
•	•	•	
•	•	•	
•	•	•	
•	•	•	
•	•	•	
•	•	•	
•	•	•	
•	•	•	
•	•	•	
•	•	•	
•	•	•	
•	•	•	
•	•	•	
•	•	•	
•	•	•	
•	•	•	
•	•	•	
•	•	•	
•	•	•	
•	•	•	
•	•	•	
•	•	•	
•	•	•	
•	•	•	
•	•	•	
•	•	•	
•	•	•	
•	•	•	
•	•	•	
•	•	•	
•	•	•	
•	•	•	
•	•	•	
•	•	•	
•	•	•	
•	•	•	
•	•	•	
•	•	•	
•	•	•	
•	•	•	
•	•	•	
•	•	•	
•	•	•	
•	•	•	
•	•	•	
•	•	•	
•	•	•	
•	•	•	
•	•	•	
•	•	•	
•	•	•	
•	•	•	
•	•	•	
•	•	•	
•	•	•	
•	•	•	
•	•	•	
•	•	•	
•	•	•	
•	•	•	
•	•	•	
•	•	•	
•	•	•	
•	•	•	
•	•	•	
•	•	•	
•	•	•	
•	•	•	
•	•	•	
•	•	•	
•	•	•	
•	•	•	
•	•	•	
•	•	•	
•	•	•	
•	•	•	
•	•	•	
•	•	•	
•	•	•	
•	•	•	
•	•	•	
•	•	•	
•	•	•	
•	•	•	
•	•	•	
•	•	•	
•	•	•	
•	•	•	
•	•	•	
•			

Dash Task Light details



Standard Includes

- Freestanding
- 8 1/4"W x 18"H x 22 1/4"D
- Full range dimming control - 100% to 15%
- Three user adjustable tension control knobs
- Three pivot points of articulation
- 8 watt LED

Required to Specify

- 1 Style number
- 2 Base color:
 - 4231 Arctic White
 - 4710 Low Gloss Black
 - 4799 Platinum Metallic

Specification Information

•Style Number	•U.S. List Price	•MAP
LDASHF	\$499	\$325

Surface Materials

This listing includes all the surface material choices that are available for the products in this specification guide.

Plastic

Applies to:

- Leap 462 Series
- Amia 482 Series
- Think 465 Series

6205 Black
6249 Platinum Solid

Applies to:

- Move 490 Series

6009 Arctic White
6059 Sterling Dark Solid
6205 Black
6249 Platinum
6259 Midnight
6332 Citron
6333 Picasso
6334 Flash
6335 Wasabi
6336 Jazz
6337 Element
6338 Chili

Applies to:

- Martini table

627T Black
628T Natural
631T Dark Grey

Applies to:

- Groupwork conference table tops

6009 Arctic White
6037 Winter on Maple
6677 Chocolate Walnut
6678 Marbled Cherry

Laminate

Applies to:

- Groupwork conference table tops
- Jenny occasional tables
- Payback

Low-Pressure Laminate

25L1 Winter on Maple LPL
264L Chocolate Walnut LPL
267L Marbled Cherry Version 2 LPL
2L30 Arctic White LPL

Applies to:

- Currency
- Groupwork table tops

Low-Pressure Laminate

25L1 Winter on Maple LPL
25L5 Virginia Walnut LPL
264L Chocolate Walnut LPL
267L Marbled Cherry Version 2 LPL
2L30 Arctic White LPL

Applies to:

- Walkstations
- Sit-to-Walkstations

2412 Natural Cherry
2511 Winter on Maple
2614 Chocolate Walnut
2615 Marbled Cherry Version 2
2730 Arctic White

Applies to:

- Airtouch

2412 Natural Cherry
2511 Winter on Maple
2614 Chocolate Walnut
2730 Arctic White

Applies to:

- Groupwork modesty panels

2412 Natural Cherry
2511 Winter on Maple
2535 Virginia Walnut
2614 Chocolate Walnut
2615 Marbled Cherry Version 2
2730 Arctic White

Applies to:

- Campfire mobile storage cabinet
- Campfire Big Tables

Low-Pressure Laminate

25L5 Virginia Walnut
25L6 Blackwood
25L8 Clear Walnut
25L9 Warm Oak
2L30 Arctic White

Applies to:

- Campfire paper table
- Tour Workspace

2535 Virginia Walnut
2536 Blackwood
2538 Clear Walnut
2539 Warm Oak

Applies to: Bivi Low-Pressure Laminate

25L5 Virginia Walnut
25L6 Blackwood
25L8 Clear Walnut
25L9 Warm Oak

Paint

Applies to:

- Move 490 Series
- Groupwork mobile easel
- Walkstation base
- Sit-to-Walkstation base

0835 Black
4799 Platinum Metallic

Applies to:

- Walkstation treadmill frame
- Sit-to-Walkstation treadmill frame

0835 Black
7270 Silverstone

Applies to:

- Currency square legs
- Groupwork table bases and legs
- Groupwork screens
- Groupwork marker trays
- Slatwall screens

Price Group 1

7207 Black

Price Group 2

4798 Sterling Metallic
4799 Platinum Metallic

Applies to:

- Currency handle pull

0835 Black
9211 Nickel

Applies to:

- Currency ledge pull

4799 Platinum Metallic
7207 Black

Applies to:

- Mobile pedestals

Price Group 1

7207 Black
7225 Sand
7241 Arctic White
7243 Seagull

Price Group 2

4750 Champagne Metallic
4798 Sterling Metallic
4799 Platinum Metallic

Applies to:

- Campfire Big Lamp base

4140 Arctic White
4799 Platinum Metallic
7246 Midnight Metallic

Applies to:

- Tour Pile File
- Bivi
- Tour shared HV cabinet

4799 Platinum Metallic
7241 Arctic White
7246 Midnight Metallic

Applies to:

- Bivi Arch

4140 Arctic White
4799 Platinum Metallic
7246 Midnight Metallic

Wood

Applies to:

- aight occasional tables
- Jenny wood legs

3412 FC/OP Natural Cherry
3522 FC/OP Clear Maple
3762 FC/OP Dark Walnut

Elmosoft Leather

Applies to:

- Leap 464 Series Work Lounge
- Siento 499 Series
- Think

L112 Ebony
L133 Espresso
L151 White

3D Knit

Applies to:

- Leap 462 Series
- Think 465 Series
- i2i 416 Series

5064 Licorice
5065 Coconut
5066 Malt
5067 Root Beer
5090 Wasabi
5091 Maya Blue
5092 Graphite
5093 Nickel
5094 Tangerine
5095 Scarlet
5096 Turmeric
5097 Concord
5098 Blue Jay
5099 Basil

Connect 3D

Applies to:

- cobi 434 Series

5015 Coconut
5016 Turmeric
5017 Tangerine
5018 Scarlet
5019 Concord
5020 Maya Blue
5021 Blue Jay
5022 Basil
5023 Wasabi
5024 Nickel
5025 Graphite
5026 Licorice
5027 Malt
5028 Root Beer

Fabric

Applies to:

- Campfire Big Lamp shade

5F18 Regis Black
5F19 Regis Cinder
5S24 Nickel

Upholstery

Not every upholstery is available on every chair. Refer to specification pages for upholstery availability on each chair line.

Brisa applies to:

- Jenny round

Brisa

BR01 Black Onyx
BR04 Truffle
BR06 Ash
BR08 Celery
BR11 Cambridge Blue
BR14 Pompeian Red

Buzz2 applies to:

- Leap 462 Series
- Think 465 Series
- Amia 482 Series
- Criterion 453 Series
- Crew
- Jack
- à la carte
- Uno
- Move 490 Series
- Scoop
- Crushed Can
- Jenny Lounge
- aight Lounge
- Reply

Buzz2

5F00 Yellow
 5F01 Camel
 5F02 Orange
 5F03 Tomato
 5F04 Red
 5F05 Burgundy
 5F06 Sky
 5F07 Blue
 5F08 Navy
 5F09 Blue-Green
 5F10 Grape
 5F11 Eggplant
 5F12 Celery
 5F13 Green
 5F14 Forest
 5F15 Stone
 5F16 Grey
 5F17 Black
 5G51 Sable
 5G57 Rouge
 5G59 Meadow
 5G64 Alpine

Cogent: Connect applies to:

- Leap 462
- Think 465 Series
- Amia 482 Series
- Jack
- cobl 434 Series
- i2i 416 Series
- Scoop
- Crushed Can
- alight Lounge
- Campfire Big Lounge

Cogent: Connect

5S15 Coconut
 5S16 Turmeric
 5S17 Tangerine
 5S18 Scarlet
 5S19 Concord
 5S20 Maya Blue
 5S21 Blue Jay
 5S22 Basil
 5S23 Wasabi
 5S24 Nickel
 5S25 Graphite
 5S26 Licorice
 5S27 Malt
 5S28 Root Beer

Leather applies to:

- Leap 462 Series
- Think 465 Series
- Amia
- Jenny Lounge
- alight Lounge

Leather

L107 Black
 L202 Dusk
 L203 Bottle
 L207 Mahogany
 L220 Soapstone
 L221 Rocky
 L224 Plum
 L500 Camel
 L503 Navy
 L507 Vineyard

Leland applies to:

- Jenny round

Leland

T955 Birch
 T958 Comet
 T959 Bark
 T960 Apple
 T961 Wild Flower
 T962 Plum

Vinyl applies to:

- Cachet 487 Series

Vinyl

5801 Topaz
 5805 Foggy Night
 5809 Black
 5810 Forest
 5812 Navy
 5813 Currant
 5814 Leaf
 5815 Seaside
 5817 Pebble
 5818 Spice
 5819 Thistle
 5820 Coffee
 5822 Iris

Reply Mesh applies to:

- Reply

Reply Mesh

AR01 Air Grey
 AR02 Air Black
 AR03 Air White
 AR04 Air Red
 AR05 Air Royal Blue
 AR06 Air Apple Green
 AR07 Air Orange
 AR08 Air Bright Purple
 AR09 Air Sable

Vertical Surface Fabric

Applies to:

- Groupwork screens

Breccia

R115 Cristal
 R116 Marble
 R117 Grey Moss
 R121 Midas
 R122 Sedge
 R123 Mica
 R127 Bluestone

Lido

R159 Oak Bluffs
 R160 Cape May
 R162 Hermosa

Sprite

5540 Khaki
 5541 Snow
 5542 Butter
 5543 Linen
 5544 Sherbet
 5545 Powder
 5546 Harvest
 5547 Sky
 5548 Kiwi

**Price Group
COM/COL**

**(Customer's Own
Material/Leather)**

**Fabric Approval and
Yardage**

To confirm whether a particular COM material has already been tested for use on a specific Steelcase product or to determine actual yardage requirements:

- Visit www.steelcase.com

**For additional
information regarding
Customer's Own
Material, call
1.888.STEELCASE.**

Trademark List

® The following are registered trademarks for products of Steelcase Inc. or one of its related corporate entities: 4 o'clock, 900 Series, à la carte, Airtouch, Ally, Amia, Answer, Archipelago, Avenir, Ballet, Bix, Brayton International, Cachet, Canopy, Canto, Chancellor, Coalesse, Confidante, Context, Convene, CopyCam, Criterion, Crushed Can, Currency, Designtex, Details, Detour, Drive, Elective Elements, Ellipse, Ember Chrome, Emerge, E-Table 2, FYI, Garland, Gentry, Ginkgo Biloba, Groupwork, Ideo, Jacket, Jenny, Jersey, Kart, Kick, LaCosta, Leap, Let's B, LiveBack, Max-Stacker, Metro, Migrations, Mitra, Montage, Nurture, Oriana, Parade, Pathways, PCT, Permiso, Player, PolyVision, Portal, Power Pincher, Progeny, Protégé, R2, Rally, Relevant, Reply, Rizzi Arc, Sensor, Series 9000, Siento, Sieste, Sine, Softcare, Springboard, Steelcase, Steelcase Design Partnership, Stella, Stow Davis, Swathmore, TeamWork, Technique, Texpress, Think, Thunder, Topo, Train, Turnstone, Underline, Unison, Vecta, Viridian, Walden, Werndl, and X-Stack.

® The following are a registered trademarks of AWI Licensing Company, Dover, DE: SoundScapes, DuraBrite, BioBlock, and Armstrong.

® The following registered trademarks are under license from Byrne Electrical, Rockford, MI: Interport and Mini-Port.

® The following is a registered trademark of DuPont, Wilmington, DE: Corian.

® The following is a registered trademark of Genlyte Thomas Company, Louisville, KY: Lightlier.

® The following is a registered trademark of Hilti Corporation, FL-9494 Schaan, Principality of Liechtenstein: Hilti.

® The following is a registered trademark of Leviton Manufacturing Company, Little Neck, NY: Decora.

® The following is a registered trademark of Mechanical Plactics Corp, Elmsford, NY: Toggler.

® The following is a registered trademark of Microsoft Corporation, Redmond, WA: Microsoft.

® The following is a registered trademark of Panduit Corporation, Lockport, IL: Panduit.

® The following is a registered trademark of Trav (Press), Cuneo, Italy: Assisa.

® The following is a registered trademark of Virtual Ink, Boston, MA: mimioActive.

® The following registered trademarks are under license from Wilkhahn Furniture Products: Avera, Senzo, Versal, and Wilkhahn FS.

® The following is a registered trademark of Wilsonart International, Temple, TX: Chemsurf.

® The following is a registered trademark of Wiremold, West Hartford, CT: Wiremold.

® The following is a registered trademark of EMU Group S.P.A., Perugia, Italy: Emu

™ The following are trademarks for products of Steelcase Inc. or one of its related corporate entities: Access, Active/Passive Shelf, Ainsley, Akira, Alcove, Alerion, alight, Amaris, American Elect, American Tradition, ap40, Arbor, Arriva, Asana, Ascot, Aspekt, Astor, Await, Bira, Bivi, Bottomline, Brook, Burton, c:scape, Calla, Calm, Camber, Campfire, Capa, Cappuccino, Cesar, Chester, Chord, Circa, Clarendon, Classic Rectangular, cobi, Collaboration, Community, Company, Convey, Cortex, Coupe, Crea, Crew, Cura, Cypress, Davenport, Dearborn, Deck, Déjà, Denizen, Denska, Derby, Divisio, Donovan, Dune, Duo, e³, e³ ceramicsteel, e³ environmental ceramic-steel, Echo, Edge, Elsna, Empath, Empress, Enea, ñno, EnSync, Enviro, Escapade, Exchange, Exponents, Field, Flat Top, FlexFrame, Flip Top, Flute, Folio, FrameOne, FreeFlow, Frontier, Galilei, Ginger, Ginkgo, Go Wall, Grip, Groove, Hatchback, Hawthorne, Hitch, Host Collection, Huddleboard, i2i, Impact, Indy, InfoLink, IOS, I-Solve, Jack, Jarrah, Jetty, Juice, Kami, Kast, Kathryn, Lark, L'Attitude, LearnLab, Leela, Lincoln, Linden, LiveSeat, Loria, Lyric, Malibu, Malibu Too, Mansfield, Marathon, Martini, Mason, Masque, media:scape, Millbrae, Mineral, Mingle, Mistic, Mistic Metal, Mistic Wood, Montreal, Move, Nadia, Neighbor, nesso, Nickel, Nikko, Nod, node, Norfolk, Ontrak, Oom, Opus, Orchid, Outlook Collection, Ovation, Paloma, Paperflo, Parliament, Pasio, Passerelle, Patriarch, Payback, Peek, Pile File, Pisa, Pool, PUCK, Quba, Rave, Reed, Reunion, Ripple, Riser, Rocco, Rocky, RoomWizard, Runner, Satellite, Sawyer, ScapeSeries, Senti, Sentinel, Senza, Sequoia, Session, ShareLink, Shield, Sidewalk, Skylar, Slumber, Smoke, Snug, Soft Leaf, Sonata, Sorrel, SOTO, Stationkits, Stiletto, Surprise!, Switch, Symphony, Sync, Tava, Tenaro, Terrazzo, Theorem, Topaz, Touchdown, Tour, Tower Too, Trees, Trillium, Trolly, tx2, U-Free, Uno, Verge, Victor2, Visalia, Waldorf, Woodruff, Workspring, and X-tenz.

™ The following is a trademark of Microsoft Corporation, Redmond, WA: Windows.

™ The following is a trademark of Rodman Industries, Inc., Oconomowoc, WI: ResinCore1.

™ The following is a trademark of Ultrafabrics, LLC, Elmsford, NY: Ultraleather.

™ The following trademarks are used under license from Wilkhahn Furniture: Cana, Linus, Logon, Picto, Range, Stitz, Thema, Timetable, and Tubis.

™ The following is a trademark of MBDC, Charlottesville, VA: Cradle to Cradle.

™ The following trademarks are under license from Walter Knoll: Andoo, Bob, Lazlo, Ribbon, and Together

™ The following trademarks are under license from PP Mobler: Bar and Flag Halyard.

™ The following trademarks are under license from Viccarbe: Davos, Holy Day, Last Minute, RS, and Wrapp.

™ The following trademarks are under license from Carl Hansen: Elbow, Paddle, Shell, Wing, and Wishbone.

™ The following trademarks are under license from Cambridge Sound Management, LLC, Cabridge, MA: Qt PRO Soundmasking, Qt Quiet Technology, and Sonet Qt.

™ The following is a trademark of Electri-Cable Assemblies, Shelton, CT: Interact.

Trademarks used here in are the property of Steelcase, Inc. or of their respective owners.