

---

# Systems and Freestanding Furniture

## Volume 1a

<b>Terms and Conditions</b>	<b>2</b>
<b>Sample Order Form</b>	<b>10</b>
<b>Participating Steelcase Dealers</b>	<b>12</b>
<b>Steelcase Showrooms and Manufacturing Locations</b>	<b>18</b>

<b>Product Information</b>	
Kick (SIN 711.1)	<b>19</b>
Avenir (SIN 711.1)	<b>103</b>
Series 9000 (SIN 711.1)	<b>287</b>
Ellipse (SIN 711.2)	<b>507</b>

<b>Resources</b>	<b>553</b>
Style Number Index	<b>554</b>

► For a list of all trademarks, refer to the last page of this specification guide.

---

# Terms and Conditions

## Customer Information

**For more information, please contact your participating Steelcase GSA dealer.**

**For more information, please contact your participating Steelcase GSA dealer.**

**For more information, please contact your participating Steelcase GSA dealer.**

**For more information, please contact your participating Steelcase GSA dealer.**

**For more information, please contact your participating Steelcase GSA dealer.**

**For more information, please contact your participating Steelcase GSA dealer.**

**For more information, please contact your participating Steelcase GSA dealer.**



**For more information, please contact your participating Steelcase GSA dealer.**

# Sample Order Form

## Sample Order Form

ORDER FOR SUPPLIES OR SERVICES	PAGE _____ OF _____ PAGES
--------------------------------	---------------------------

IMPORTANT: Mark all packages and papers with contract and/or order numbers.

DATE OF ORDER <b>1</b> 6-1-04	CONTRACT NO. (If any) <b>2</b> GS-27F-0014V	ORDER NO. <b>3</b> 10 - 000	REQUISITION/REFERENCE NO.
ISSUING OFFICE (Address correspondence to) <b>4</b> GSA 1 Town Street City, State, Zip Name and Telephone Number		SHIP TO: (Consignee and address, ZIP Code) <b>5</b> GSA 2 Town Street City, State, Zip Name and Telephone Number	
TO: CONTRACTOR (Name, address and ZIP Code) <b>6</b> Steelcase Inc. c/o Participating Dealer 901 44th Street, SE Grand Rapids, MI 49508 Attn: Solutions Fullfillment Team CH-2W-SS (GSA)		Cage Code: 39880	TYPE OF ORDER <input type="checkbox"/> A. PURCHASE — Reference your _____  Please furnish the following on the terms and conditions specified on both sides of this order and on the attached sheets, if any, including delivery as indicated. This purchase is negotiated under authority of:  <input type="checkbox"/> B. DELIVERY — Except for billing instructions on the reverse, this delivery order is subject to instructions contained on this side only of this form and is issued subject to the terms and conditions of the above-numbered contract.

ACCOUNTING AND APPROPRIATION DATA	REQUISITIONING OFFICE		
	BUSINESS CLASSIFICATION (Check appropriate box(es)) <b>20</b> <input type="checkbox"/> SMALL <input checked="" type="checkbox"/> OTHER THAN SMALL <input type="checkbox"/> DIS-ADVANTAGED <input type="checkbox"/> WOMEN-OWNED		
FCA DESTINATION <b>7</b>	GOVERNMENT NO.	DELIVER TO FCA DESTINATION ON OR BEFORE (Date) <b>8</b> ARO date	DISCOUNT TERMS <b>9</b> Net 30 days
PLACE OF INSPECTION AND ACCEPTANCE			

(See reverse for Rejections)

ITEM NO. (A)	SUPPLIES OR SERVICES (B)	QUANTITY ORDERED (C)	UNIT (D)	UNIT PRICE (E)	AMOUNT (F)	QUANTITY ACCEPTED (G)
1	<b>10</b> One lot of Steelcase Office Furniture: See attached specifications	<b>13</b> 1		<b>14</b> \$000	<b>15</b> \$000	
2	<b>11</b> Design: \$55.41/hour	2	hrs	\$000	\$000	
3	<b>12</b> Installation	1		\$000	\$000	
SEE BILLING INSTRUCTIONS ON REVERSE	SHIPPING POINT	GROSS SHIPPING WEIGHT	INVOICE NO.		<b>16</b> \$000	(H) TOT. (Cont. pages) ◀
	MAIL INVOICE TO: (Include ZIP Code) <b>17</b> GSA, 3 Town Street, City, State, Zip					(i). GRAND TOTAL ◀

UNITED STATES OF AMERICA BY (Signature) <b>18</b> Contracting Officer signature and telephone no.	NAME (Typed) <b>19</b> John Doe, Department Manager TITLE: CONTRACTING/ORDERING OFFICER
--	---

NSN 7540\_01\_152\_8083

50347-101

OPTIONAL FORM 347 (10-83)  
Prescribed by GSA  
FAR (48 CFR) 53.213 (e)

- 1 Order date
- 2 Contract number
- 3 Order number
- 4 Issuing office: Requester name and telephone number
- 5 Shipping address: Contact name and telephone number
- 6 Contractor:  
**Steelcase Inc.**  
**c/o Participating Dealer**  
**901 - 44th Street, S.E.**  
**Grand Rapids, MI 49508**  
**Attn: Solutions Fulfillment Team**
- 7 FCA destination
- 8 ARO date (After Receipt of Order)
- 9 Terms: Net 30 days
- 10 Complete product description, including SIN number, style number, all applicable surface materials.
- 11 Separate line for design
- 12 Separate line for installation
- 13 Quantity ordered
- 14 Individual unit price
- 15 Amount (quantity x unit price)
- 16 Total cost
- 17 Invoice address
- 18 Authorized contracting officer signature and telephone number
- 19 Authorized contracting officer name and title (typed)
- 20 Steelcase is the seller of record and is not registered as "small," "disadvantaged," or "woman-owned." If one of these boxes is checked in error, a modification will be required.

**Please note on order** that all invoice payments must be sent to:  
Steelcase Inc.  
62087 Collection Center Dr.  
Chicago, IL 60693-0620

# Participating Steelcase Dealers

## Alabama

Dekalb Office of Alabama  
2901 Second Ave South  
Birmingham, AL 35233  
Phone: (205) 933-9100

Kyser OfficeWorks Inc.  
2400 Spruce Street  
Montgomery, AL 36107-3150  
Phone: (334) 834-9400  
Fax: (334) 262-0701

OEC Business Interiors  
104 East I-65 Service Road North  
Mobile, AL 36607-2501  
Phone: (251) 471-3368  
Fax: (251) 471-0019

Office Interiors by OSCO  
611-B Meridian Street  
Huntsville, AL 35801  
Phone: (256) 604-5696  
Fax: (256) 604-5699

OSCO Inc.  
229 Grant Street SE  
Decatur, AL 35601-2511  
Phone: (256) 340-5100  
Fax: (256) 340-5108

## Alaska

Capital Office Systems  
1120 East 35th Avenue  
Anchorage, AK 99508-4257  
Phone: (907) 777-1500  
Fax: (907) 777-1515

Capital Office Systems  
3201 Industrial Avenue  
Fairbanks, AK 99701-7370  
Phone: (907) 456-3946  
Fax: (907) 452-6257

Capital Office Systems  
3143 Channel Drive  
Juneau, AK 99801-7214  
Phone: (907) 780-3636  
Fax: (907) 780-2290

## Arkansas

Today's Office Inc.  
717 West 7th Street  
Little Rock, AR 72201-4044  
Phone: (501) 375-5050  
Fax: (501) 375-1350

Today's Office Inc.  
3157 West Sunset Avenue  
Springdale, AR 72762-4945  
Phone: (479) 751-5861  
Fax: (479) 756-2233

## California

BKM Office Environments  
Suite A  
2111 Portola Road  
Ventura, CA 93003-7723  
Phone: (805) 339-6388  
Fax: (805) 336-9131

BKM San Diego  
Suite 100  
9201 Spectrum Center Blvd.  
San Diego, CA 92123-1407  
Phone: (858) 569-4700  
Fax: (858) 277-8931

One Workplace L. Ferrari  
2500 De La Cruz Blvd.  
Santa Clara, CA 95050  
Phone: (669) 800-2500  
Fax: (669) 800-2501

One Workplace L. Ferrari  
7220 Edgewater Drive  
Oakland, CA 94621  
Phone: (510) 729-7800  
Fax: (510) 729-7801

One Workplace L. Ferrari  
475 Brannan Street  
San Francisco, CA 94107-1731  
Phone: (415) 357-2200  
Fax: (415) 357-2201

Peninsula Business Interiors  
325 Main Street  
Salinas, CA 93901-2705  
Phone: (831) 757-4107  
Fax: (831) 757-1339

Tangram Interiors  
Suite 102  
4057 W Shaw Ave  
Fresno, CA 93722-6212  
Phone: (559) 275-7070  
Fax: (559) 275-7080

Tangram Interiors  
Suite 100  
2850 South Red Hill Avenue  
Santa Ana, CA 92705-5532  
Phone: (949) 955-6700  
Fax: (949) 955-6799

Tangram Interiors  
9200 Sorensen Avenue  
Santa Fe Springs, CA 90670-2645  
Phone: (562) 365-5000  
Fax: (562) 365-5399

United Corporate Furnishings  
1780 North Market Blvd.  
Sacramento, CA 95834-1997  
Phone: (916) 553-5900  
Fax: (916) 553-5800

## Colorado

Office Outfitters & Planners Inc.  
749 Main Street  
Grand Junction, CO 81501-3535  
Phone: (970) 245-6300  
Fax: (970) 245-6301

OfficeScapes  
2506 Zeppelin Rd  
Colorado Springs, CO 80916  
Phone: (719) 574-1113  
Fax: (719) 574-1133

OfficeScapes  
9900 East 51st Avenue  
Denver, CO 80238-2430  
Phone: (303) 574-1115  
Fax: (303) 574-1116

OfficeScapes  
Suite 180  
4812 McMurry Avenue  
Fort Collins, CO 80525-6222  
Phone: (970) 223-5959  
Fax: (970) 223-5858

## Connecticut

Red Thread  
300 East River Drive  
East Hartford, CT 06108-4205  
Phone: (860) 528-9981  
Fax: (860) 528-1843

Red Thread  
47 & 63 Leffett Street  
East Hartford, CT 06108  
Phone: (860) 528-9981  
Fax: (860) 528-1843

Red Thread  
340 Woodmont Road  
Milford, CT 06460-3702  
Phone: (203) 874-7754  
Fax: (203) 876-7915

Red Thread  
22 Marsh Hill Road  
Orange, CT 06477  
Phone: (203) 795-5597  
Fax: (203) 795-5915

Red Thread  
1930 West Main Street  
Stamford, CT 06902-4521  
Phone: (203) 324-3138  
Fax: (203) 348-9884

Red Thread  
40 Main Street  
Torrington, CT 06790  
Phone: (860) 482-2679  
Fax: (860) 482-3590

## Delaware

Corporate Interiors Inc.  
223 Lisa Drive  
New Castle, DE 19720-4193  
Phone: (302) 323-9100  
Fax: (302) 323-9251

## Florida

American Business Interiors  
2015 Waverly Place  
Melbourne, FL 32901-5444  
Phone: (321) 723-5003  
Fax: (321) 984-4221

Empire Office  
Suite 140  
2 Oakwood Boulevard  
Hollywood, FL 33020  
Phone: (954) 707-6200

Empire Office  
South Florida  
3201 Commerce Parkway  
Miramar, FL 33025-3908  
Phone: (954) 435-7300  
Fax: (954) 435-7212

Empire Office  
Suite 17  
2315 Lynx Lane  
Orlando, FL 32804  
Phone: (407) 628-2400

Empire Office  
5112 West Linebaugh Avenue  
Tampa, FL 33624  
Phone: (813) 418-3300

Empire Office  
Suite 2  
7830 Byron Drive  
West Palm Beach, FL 33404-3332  
Phone: (561) 840-8600  
Fax: (561) 840-1873

Leitz & Reed Office Products  
1119 Florida Avenue  
Lynn Haven, FL 32444-4622  
Phone: (850) 271-2600  
Fax: (850) 271-0076

OEC Business Interiors  
1601 NW 80th Boulevard  
Gainesville, FL 32606-9140  
Phone: (352) 332-1192  
Fax: (352) 333-8002

OEC Business Interiors  
2393 SW College Road  
Ocala, FL 34474-1661  
Phone: (352) 620-2888  
Fax: (352) 620-2891

OEC Business Interiors  
3914 North Davis Highway  
Pensacola, FL 32503-2746  
Phone: (850) 438-1100  
Fax: (850) 432-0003

Office Furniture & Design Concepts  
11866 Metro Parkway  
Ft. Myers, FL 33966-1307  
Phone: (239) 337-1212  
Fax: (239) 337-4910

Perdue Office Interiors  
Suite 100  
5 W Forsyth  
Jacksonville, FL 32256-7440  
Phone: (904) 737-5858  
Fax: (904) 737-6088

Perdue Office Interiors  
Suite C7  
1516 Capital Circle SE  
Tallahassee, FL 32301  
Phone: (850) 383-4225

## Georgia

Advent Business Interiors  
Suite 3  
2925 Ledo Road  
Albany, GA 31707  
Phone: (229) 439-7418  
Fax: (229) 435-1279

Commercial Furnishings  
598 Third St  
Macon, GA 31201-2640  
Phone: (478) 765-1515  
Fax: (478) 765-1506

DeKalb Office Environments  
1320 Ridgeland Parkway  
Alpharetta, GA 30004-8442  
Phone: (770) 360-0200  
Fax: (770) 360-0305

McWaters Inc.  
3708 Benchmark Drive  
Augusta, GA 30907  
Phone: (706) 396-5400  
Fax: (706) 396-5401

McWaters Inc.  
117 Prosperity Drive  
Savannah, GA 31408-9551  
Phone: (912) 352-9000  
Fax: (912) 352-2034

## Hawaii

Interior Showplace Ltd.  
956 Queen Street  
Honolulu, HI 96814-4118  
Phone: (808) 593-8420  
Fax: (808) 591-8324

## Idaho

Porter's Office Products  
435 West Center Street  
Pocatello, ID 83204-3241  
Phone: (208) 232-1233  
Fax: (208) 232-8759

Porter's Office Products  
1050 North 2nd East  
Rexburg, ID 83440-5127  
Phone: (208) 356-4616  
Fax: (208) 356-8901

Office Environment Company  
623 South Americana Blvd.  
Boise, ID 83702-5120  
Phone: (208) 385-0507  
Fax: (208) 385-9392

## Illinois

A. Pomerantz  
Suite 940  
222 Merchandise Mart Plaza  
Chicago, IL 60654-1223  
Phone: (312) 929-3335  
Fax: (312) 929-3311

Business Furniture  
Suite 100  
205 N Main St  
Bloomington, IL 61701  
Phone: (309) 829-4036  
Fax: (309) 829-4180

Business Furniture  
305 SW Walter St 4R  
Peoria, IL 61602  
Phone: (309) 264-5740  
Fax: (309) 829-4180

Egyptian Business Furniture  
129 West Main Street  
Belleville, IL 62220-1501  
Phone: (618) 234-2323  
Fax: (618) 236-3295

Interiors for Business Inc.  
409 N River Street  
Batavia, IL 60510-2359  
Phone: (630) 761-1070  
Fax: (630) 761-1065

Lincoln Office  
205 Eastgate Drive  
Washington, IL 61571-9238  
Phone: (309) 427-2500  
Fax: (309) 427-2625

OEC Business Interiors, Inc.  
900 N Church Road  
Elmhurst, IL 60126-1014  
Phone: (630) 589-5503  
Fax: (630) 589-5637

Office Concepts  
1142 N North Branch Street  
Chicago, IL 60642  
Phone: (312) 942-1100  
Fax: (312) 942-9840

Office Concepts  
13820 West Business Center Drive  
Lake Forest, IL 60045-1181  
Phone: (847) 573-8890  
Fax: (847) 573-8891

## Indiana

Business Furnishings LLC  
4102 Meghan Beeler Court  
South Bend, IN 46628  
Phone: (574) 243-3255  
Fax: (574) 243-3266

Business Furniture LLC  
6102 Victory Way  
Indianapolis, IN 46278-2934  
Phone: (317) 216-1600  
Fax: (317) 216-1601

Corporate Design Inc.  
Suite 400  
1419 West Lloyd Expressway  
Evansville, IN 47710-1002  
Phone: (812) 422-3000  
Fax: (812) 422-3413

Lincoln Office  
1200 Arrowhead Court  
Crown Point, IN 46307-8222  
Phone: (219) 662-2777  
Fax: (219) 662-7770

Productive Business Interiors  
126 West Columbia Street  
Fort Wayne, IN 46802-1719  
Phone: (260) 423-3482  
Fax: (260) 422-6965

## Iowa

Lincoln Office  
1026 Mound St  
Davenport, IA 52803  
Phone: (563) 322-5660

Tallgrass Business Resources  
Highway 6 West  
218 Second Street  
Coralville, IA 52241-2608  
Phone: (319) 338-3135  
Fax: (319) 338-7484

Workspace Inc.  
309 Locust Street  
Des Moines, IA 50309-1788  
Phone: (515) 288-7090  
Fax: (515) 288-0250

## Kansas

Design Central Inc.  
152 South 5th Street  
Salina, KS 67401  
Phone: (785) 825-4131  
Fax: (785) 825-4778

Scott Rice Office Interiors  
224 East Douglas  
Wichita, KS 67211-1640  
Phone: (316) 269-2700  
Fax: (316) 269-3527

Scott Rice Office Works  
14720 West 105th Street  
Lenexa, KS 66215-4414  
Phone: (913) 888-7600  
Fax: (913) 227-7793

## Kentucky

Cardinal Office Systems  
530 Corvette Drive  
Bowling Green, KY 42101-7132  
Phone: (270) 781-5858  
Fax: (270) 781-5884

Cardinal Office Systems  
576 East Main Street  
Frankfort, KY 40601-2343  
Phone: (502) 875-3300  
Fax: (502) 875-2782

Cardinal Office Systems  
101 Bradley Drive  
Nicholasville, KY 40356-9121  
Phone: (859) 885-6161  
Fax: (859) 885-9610

Office Resources Inc.  
816 East Broadway  
Louisville, KY 40204-1053  
Phone: (502) 589-8400  
Fax: (502) 589-8408

## Louisiana

A.D. Wynne Company Inc.  
710 Baronne Street  
New Orleans, LA 70113-1062  
Phone: (504) 522-9558  
Fax: (504) 522-7070

Frost-Barber Inc.  
9322 Interline Avenue  
Baton Rouge, LA 70809-1966  
Phone: (225) 926-5000  
Fax: (225) 926-5011

## Participating Steelcase Dealers, continued

### Maine

Red Thread  
174 Cash Street  
South Portland, ME 04106  
Phone: (207) 774-4900  
Fax: (207) 774-8155

Red Thread  
869-873 Main Street  
Westbrook, ME 04092  
Phone: (207) 774-4900  
Fax: (207) 774-8155

### Maryland

Arbee Associates  
6311 Ammendale Road  
Beltsville, MD 20705-1249  
Phone: (410) 385-5180  
Fax: (410) 385-5199

Arbee Associates  
9300 Gaither Road  
Gaithersburg, MD 20877  
Phone: (301) 963-3900  
Fax: (301) 977-1734

Office Supplies Inc  
Suite 309  
509 S Exeter Street  
Baltimore, MD 21202  
Phone: (301) 671-2541  
Fax: (301) 797-1504

Office Suppliers Inc.  
13621 Crayton Blvd.  
Hagerstown, MD 21742-2335  
Phone: (301) 797-3120  
Fax: (301) 797-1407

US Business Interiors Inc.  
Suite 203  
575 South Charles Street  
Baltimore, MD 21201-2428  
Phone: (410) 547-8700  
Fax: (410) 547-6677

US Business Interiors Inc.  
8800 Lottsford Road  
Largo, MD 20774-4761  
Phone: (301) 350-8700  
Fax: (301) 350-9393

### Massachusetts

Red Thread  
22 Boston Wharf Road  
8th Floor  
Boston, MA 02210-1838  
Phone: (617) 439-4900  
Fax: (617) 439-4131

Red Thread  
Suite 150  
293 Boston Post Road West  
Marlborough, MA 01752-4615  
Phone: (508) 449-6550  
Fax: (508) 449-6570

Red Thread  
Suite 1108  
1350 Main Street  
Springfield, MA 01103  
Phone: (413) 736-1802

Red Thread  
100 Fordham Road  
Wilmington, MA 01887  
Phone: (978) 658-3900  
Fax: (978) 694-4107

### Michigan

Custer Office Environments Inc.  
2435 Plaza Drive  
Benton Harbor, MI 49022-2229  
Phone: (616) 926-8719  
Fax: (616) 926-9482

Custer Office Environments Inc.  
217 Grandville Ave SW  
Grand Rapids, MI 49503-4013  
Phone: (616) 458-6322  
Fax: (616) 458-1117

Custer Office Environments Inc.  
5737 East Cork Street  
Kalamazoo, MI 49048-9668  
Phone: (269) 342-3919  
Fax: (269) 342-3923

Custer Office Environments  
442 East Michigan  
Marquette, MI 49885  
Phone: (906) 226-1161  
Fax: (906) 226-1164

Custer Office Environments  
120 East Front Street  
Traverse City, MI 49684  
Phone: (616) 402-8489

NBS  
701 Salzburg Avenue  
Bay City, MI 48706-5390  
Phone: (989) 895-8574  
Fax: (989) 895-8545

NBS  
5133 West Grand River Avenue  
Lansing, MI 48906-9117  
Phone: (517) 886-0072  
Fax: (517) 886-0014

NBS  
2595 Bellingham Drive  
Troy, MI 48083-2036  
Phone: (248) 823-5400  
Fax: (248) 823-5401

### Minnesota

Burgher Office Equipment Company  
101 East Chestnut Street  
Virginia, MN 55792-2512  
Phone: (218) 749-2661  
Fax: (218) 749-2662

Duluth Typewriter & Business Furniture  
30 N 3rd. Ave W  
Duluth, MN 55802-1607  
Phone: (218) 722-5811  
Fax: (218) 722-4876

General Office Products Company  
4521 Highway 7  
Minneapolis, MN 55416-4098  
Phone: (952) 925-7500  
Fax: (952) 925-7531

### Mississippi

Barefield & Company  
251 West South Street  
Jackson, MS 39203-3636  
Phone: (601) 354-4960  
Fax: (601) 353-6231

OEC Business Interiors  
12100 Highway 49 N.  
Building 500  
Gulfport, MS 39503-3063  
Phone: (228) 539-9575  
Fax: (228) 539-9566

### Missouri

Color-Art Integrated Interiors  
1325 North Warson Road  
Saint Louis, MO 63132-1807  
Phone: (314) 432-3000  
Fax: (314) 993-2752

Marathon Office Interiors  
1715 Paris Road  
Columbia, MO 65201-5571  
Phone: (573) 875-7115  
Fax: (573) 875-7116

Scott Rice  
100 East Spring Street  
Neosho, MO 64850  
Phone: (417) 623-7232  
Fax: (918) 362-4303

**Montana**

Capital Office Equipment & Design Inc.  
3226 US Highway 12 East  
Helena, MT 59601-9717  
Phone: (406) 442-3480  
Fax: (406) 442-3419

KR Office Interiors  
119 North 7th Avenue  
Bozeman, MT 59715  
Phone: (406) 587-3775  
Fax: (406) 587-4636

KR Office Interiors  
1710 North Montana Avenue  
Helena, MT 59601  
Phone: (406) 513-1004  
Fax: (406) 513-1006

Missoula's Office City  
115 West Broadway Street  
Missoula, MT 59802-4217  
Phone: (406) 543-7171  
Fax: (406) 543-4254

Peterson's Quality Office Equipment  
502 North 32nd Street  
Billings, MT 59101-6003  
Phone: (406) 245-5151  
Fax: (406) 245-7516

Western Office Equipment  
317 2nd Street South  
Great Falls, MT 59405-1802  
Phone: (406) 761-7473  
Fax: (406) 761-0245

**Nebraska**

Eakes Office Plus  
2911 13th Street  
Columbus, NE 68601-4829  
Phone: (402) 564-2679  
Fax: (402) 564-0295

Eakes Office Plus  
Suite 201  
2630 North Yager Road  
Fremont, NE 68025-7800  
Phone: (402) 941-5001  
Fax: (402) 941-5002

Eakes Office Plus  
617 West Third Street  
Grand Island, NE 68801-5946  
Phone: (308) 382-8026  
Fax: (308) 382-7401

Eakes Office Plus  
839 West Second Street  
Hastings, NE 68901-5099  
Phone: (402) 463-2537  
Fax: (402) 463-6802

Eakes Office Plus  
2401 Avenue A  
Kearney, NE 68847-5498  
Phone: (308) 234-2538  
Fax: (308) 234-2540

Eakes Office Plus  
110 N 35th Street  
Lincoln, NE 68503  
Phone: (402) 438-6700  
Fax: (402) 438-6701

Eakes Office Plus  
201 South 1st Street  
Norfolk, NE 68701-5303  
Phone: (402) 371-4181  
Fax: (402) 371-5139

Eakes Office Plus  
520 North Vine Street  
North Platte, NE 69101-3954  
Phone: (308) 534-7800  
Fax: (308) 534-3936

Sheppard's Business Interiors Inc.  
6221 South 58th Street  
Lincoln, NE 68516-3679  
Phone: (402) 441-0070  
Fax: (402) 476-9710

Sheppard's Business Interiors Inc.  
725 South 72nd Street  
Omaha, NE 68114-4665  
Phone: (402) 393-8888  
Fax: (402) 393-0113

**Nevada**

Machabee Office Environments  
6435 Sunset Corporate Drive  
Las Vegas, NV 89120-2798  
Phone: (702) 263-8800  
Fax: (702) 263-8801

Machabee Office Environments  
1335 Greg Parkway #101  
Sparks, NV 89431  
Phone: (775) 329-3145  
Fax: (775) 786-5710

**New Hampshire**

Red Thread  
Suite 103  
650 Elm Street  
Manchester, NH 03101-1160  
Phone: (603) 668-5511  
Fax: (603) 668-6851

**New Jersey**

Arbee Associates  
1531 South Washington Avenue  
Piscataway, NJ 08854-3815  
Phone: (732) 424-3900  
Fax: (732) 752-6034

Concepts Office Furnishings  
280 North Midland Avenue  
Building J  
Saddle Brook, NJ 07663-5708  
Phone: (201) 727-9110  
Fax: (201) 727-9112

Dancker, Sellow, and Douglas  
291 Evans Way  
Somerville, NJ 08876-3766  
Phone: (908) 231-1600  
Fax: (908) 231-6469

W.S. Goff Company Inc.  
5104 Oakland Blvd.  
Mays Landing, NJ 08330-2016  
Phone: (609) 625-5600  
Fax: (609) 625-5633

**New Mexico**

Business Environments  
5351 Wilshire Avenue, N.E.  
Albuquerque, NM 87113-1834  
Phone: (505) 888-4400  
Fax: (505) 889-9146

**New York**

AFD Contract Furniture Inc  
810 7th Avenue  
New York, NY 10019  
Phone: (212) 721-7100  
Fax: (212) 721-7175

Business Environments by Ras Inc.  
1 Interstate Avenue  
Albany, NY 12205  
Phone: (518) 273-9359  
Fax: (518) 272-1552

Empire Office Inc.  
105 Madison Avenue  
New York, NY 10016-8810  
Phone: (212) 607-5500  
Fax: (212) 607-5654

Merkel-Donohue  
1 Woodbury Boulevard  
Rochester, NY 14604-1895  
Phone: (585) 325-7696  
Fax: (585) 325-3065

Prentice Office Environments  
472 Franklin Street  
Buffalo, NY 14202-1302  
Phone: (716) 884-8452  
Fax: (716) 884-0894

Stevens Office Interiors  
6804 Manlius Center Road  
East Syracuse, NY 13057-3902  
Phone: (315) 479-5595  
Fax: (315) 428-1688

Waldner's Business Environments  
125 Route 110  
Farmingdale, NY 11735-4864  
Phone: (631) 844-9300  
Fax: (631) 694-3503

Waldner's Business Environments  
215 Lexington Avenue, 9th Floor  
New York, NY 10016-6023  
Phone: (212) 696-7500  
Fax: (212) 696-7699

Waldner's Business Environments  
411 Theodore Fremd Avenue  
3rd Floor, South Building  
Rye, NY 10580-1410  
Phone: (914) 921-8500  
Fax: (914) 921-0991

**North Carolina**

Benton Office Interiors Inc.  
301 Nash Street West  
Wilson, NC 27893-3834  
Phone: (252) 237-6176  
Fax: (252) 237-9316

Office Environments Inc.  
11407 Granite Street  
Charlotte, NC 28273-6429  
Phone: (704) 714-7200  
Fax: (704) 714-7400

Young Office Environments  
of Asheville Inc.  
71 Thompson St  
Asheville, NC 28803-2328  
Phone: (888) 202-0508  
Fax: (828) 505-1974

Storr Office Environments Inc.  
496 Gallimore Dairy Road  
Greensboro, NC 27409-9202  
Phone: (336) 217-4500  
Fax: (336) 217-4501

Storr Office Environments Inc.  
10800 World Trade Blvd.  
Raleigh, NC 27617-4200  
Phone: (919) 313-3700  
Fax: (919) 313-3701

Williams Office Environments Inc.  
407 Ray Avenue  
Fayetteville, NC 28301-4915  
Phone: (910) 483-0354  
Fax: (910) 486-4077

## Participating Steelcase Dealers, continued

### North Dakota

Fireside Office Products Inc.  
1713 East Bismarck Expressway  
Bismarck, ND 58504-6706  
Phone: (701) 258-8586  
Fax: (701) 223-9598

Gaffaney's of Grand Forks  
1809 13th Avenue North  
Grand Forks, ND 58203-2323  
Phone: (701) 746-6466  
Fax: (701) 746-0737

Hannaher's Inc.  
4324 20th Avenue SW  
 Fargo, ND 58103-4434  
Phone: (701) 277-7222  
Fax: (701) 277-7097

Professional Business Interiors Inc.  
Suite 2  
1310 East Burdick Expy  
Minot, ND 58701-7033  
Phone: (701) 837-4848  
Fax: (701) 837-4865

### Ohio

Business Furniture  
8 North Main Street  
Dayton, OH 45439  
Phone: (937) 293-1010  
Fax: (937) 293-7501

Loth Inc.  
3574 East Kemper Road  
Cincinnati, OH 45241-2009  
Phone: (513) 554-4900  
Fax: (513) 554-8737

Loth Company  
855 Grandview Avenue  
Columbus, OH 43215-1123  
Phone: (614) 487-4000  
Fax: (614) 487-4306

NBS  
4 North St. Clair Street  
Toledo, OH 43604  
Phone: (419) 662-2040  
Fax: (419) 662-2041

Ohio Desk  
34 Swartz Road  
Akron, OH 44319  
Phone: (330) 499-1030

Ohio Desk Company  
1122 Prospect Avenue  
Cleveland, OH 44115-1292  
Phone: (216) 623-0600  
Fax: (216) 623-0611

Ohio Desk  
5100 Market Street  
Youngstown, OH 44512  
Phone: (330) 782-3331

### Oklahoma

Scott Rice  
2900 North Hemlock Circle  
Broken Arrow, OK 74012-1185  
Phone: (918) 362-4300  
Fax: (918) 362-4303

Scott Rice  
7501 Broadway Ext  
Oklahoma City, OK 73116-9015  
Phone: (405) 848-2224  
Fax: (405) 848-3999

### Oregon

Smith CFI  
Suite 103/104  
150 SW Scalehouse Loop  
Bend, OR 97702  
Phone: (541) 317-8777  
Fax: (541) 317-2833

Smith CFI  
620 NE 19th Avenue  
Portland, OR 97232-2832  
Phone: (503) 226-4151  
Fax: (503) 226-9233

### Pennsylvania

A. Pomerantz & Company  
Suite 7000  
701 Market Street  
Philadelphia, PA 19106-1597  
Phone: (215) 408-2100  
Fax: (215) 408-2110

Corporate Interiors  
Suite 200  
161 Washington Street  
Conshohocken, PA 19428-2083  
Phone: (610) 631-5400  
Fax: (610) 631-2720

Creative Business Interiors Ltd.  
145 Stewart Road  
Wilkes-Barre, PA 18706  
Phone: (570) 288-7211  
Fax: (570) 970-5817

Franklin Interiors  
Suite 600  
2740 Smallman Street  
Pittsburgh, PA 15222-4720  
Phone: (412) 261-2525  
Fax: (412) 255-4089

Interior Workplace Solutions LLC.  
6765 Ambassador Drive  
Allentown, PA 18106-9510  
Phone: (610) 391-0733  
Fax: (610) 391-1155

Interior Workplace Solutions LLC.  
Suite B-25  
2209 Quarry Drive  
Reading, PA 19609-1155  
Phone: (610) 670-1800  
Fax: (610) 670-8181

McCartney's Inc.  
819 Howard Avenue  
Altoona, PA 16601-4727  
Phone: (814) 505-1111  
Fax: (814) 949-6197

Phillips Group  
501 Fulling Mill Road  
Middletown, PA 17057-5926  
Phone: (717) 944-0400  
Fax: (717) 948-5289

Phillips Office Products  
1630 Manheim Pike  
Lancaster, PA 17601-6800  
Phone: (717) 560-9999  
Fax: (717) 560-9996

### South Carolina

Aiken Office Supply Inc.  
2560 Whiskey Road  
Aiken, SC 29803-9664  
Phone: (803) 648-8339  
Fax: (803) 649-4470

McWaters Inc.  
1104 Shop Road  
Columbia, SC 29201-4743  
Phone: (803) 256-8303  
Fax: (803) 252-5567

Wulbern-Koval Company Inc.  
1111 Morrison Drive  
Charleston, SC 29403-3119  
Phone: (843) 577-7666  
Fax: (843) 577-7299

Young Office Environments  
1280 Ridge Road  
Greenville, SC 29607-4626  
Phone: (864) 281-9500  
Fax: (864) 281-9555

### South Dakota

Interstate Office Products Inc.  
228 South Main Avenue  
Sioux Falls, SD 57104-6310  
Phone: (605) 339-0300  
Fax: (605) 339-1989

Klein's Office Furniture  
108 East Missouri Avenue  
Pierre, SD 57501-3238  
Phone: (605) 945-3118  
Fax: (605) 945-3119

Western Stationers  
714 Saint Joseph Street  
Rapid City, SD 57701-2721  
Phone: (605) 342-3310  
Fax: (605) 342-4746



**Tennessee**

Bentco Office Solutions  
1501 Stuart Street  
Chattanooga, TN 37406  
Phone: (423) 756-4437  
Fax: (423) 756-6198

Interior Design Services Inc.  
209 Powell Place  
Brentwood, TN 37027-7522  
Phone: (615) 376-1200  
Fax: (615) 376-1245

Memphis Business Interiors  
4539 West Distriplex Drive  
Memphis, TN 38118-7280  
Phone: (901) 360-8899  
Fax: (901) 360-8370

Workspace Interiors  
402 East Market Street  
Kingsport, TN 37660-4828  
Phone: (423) 392-2600  
Fax: (423) 392-2601

Workspace Interiors  
2820 Middlebrook Pike  
Knoxville, TN 39721  
Phone: (865) 223-5404  
Fax: (865) 223-5405

**Texas**

Abilene Printing & Stationery  
218 Cedar Street  
Abilene, TX 79601-5720  
Phone: (915) 677-2673  
Fax: (915) 675-6963

Baker Office Products  
1301 13th Street  
Lubbock, TX 79401-3915  
Phone: (806) 763-2500  
Fax: (806) 747-1601

BKM Total Office of Texas  
9755 Clifford Drive  
Dallas, TX 75220  
Phone: (214) 902-7200  
Fax: (214) 902-7201

Business Interiors  
1111 Valley View Lane  
Irving, TX 75061-6008  
Phone: (817) 858-2000  
Fax: (817) 858-2020

McCoy's Inc.  
6869 Old Katy Road  
Houston, TX 77024-2105  
Phone: (713) 862-4600  
Fax: (713) 862-7676

Rockford Business Interiors  
211 East Riverside Drive  
Austin, TX 78704-1203  
Phone: (512) 442-0703  
Fax: (512) 442-6555

Texas Wilson Office Furniture & Services  
5801 George McVay Drive  
McAllen, Texas 78503  
Phone: (210) 647-8800  
Fax: (210) 647-3110

Texas Wilson Office Furniture & Services  
6812 Fairgrounds Pkwy  
San Antonio, TX 78238-4536  
Phone: (210) 647-8800  
Fax: (210) 647-3110

West Supply Company  
1601 Scurry  
Big Spring, TX 79720  
Phone: (432) 264-1788  
Fax: (432) 264-1789

West Supply Company  
2 South Chadbourne Street  
San Angelo, TX 76903-5875  
Phone: (325) 655-8181  
Fax: (325) 655-5480

**Utah**

MidWest Office Furniture  
987 South West Temple  
Salt Lake City, UT 84101-2988  
Phone: (801) 359-7681  
Fax: (801) 355-2713

**Vermont**

Red Thread  
150 Pioneer Drive  
Williston, VT 05495-7543  
Phone: (802) 862-0434  
Fax: (802) 862-0729

**Virginia**

Barrows  
1302 Rockland Avenue  
Roanoke, VA 24012-3838  
Phone: (540) 362-5700  
Fax: (540) 362-4826

Creative Office Environments  
11798 North Lakeridge Boulevard  
Ashland, VA 23005-8152  
Phone: (804) 329-0400  
Fax: (804) 321-3134

Creative Office Environments LLC  
650 Peter Jefferson Parkway #140  
Charlottesville, VA 22911  
Phone: (434) 327-1898  
Fax: (434) 327-1896

Creative Office Environments LLC  
Suite C  
500 Woodlake Circle  
Chesapeake, VA 23320-2807  
Phone: (757) 549-4801  
Fax: (757) 549-2795

reDistrict  
Suite 675  
2107 Wilson Boulevard  
Arlington, VA 22201  
Phone: (703) 276-8901  
Fax: (703) 276-8908

**Washington**

OpenSquare  
6th Floor  
5601 Sixth Avenue South  
Seattle, WA 98108-2522  
Phone: (206) 768-8000  
Fax: (206) 768-0236

OpenSquare  
126 South Sheridan Street  
Spokane, WA 99202-1527  
Phone: (509) 483-1000  
Fax: (509) 483-1011

**Wisconsin**

Forrer Business Interiors Inc.  
555 West Estabrook Blvd.  
Milwaukee, WI 53212-1066  
Phone: (414) 906-3200  
Fax: (414) 906-3299

Variety Office Products of  
Eau Claire Inc.  
145 North Clairemont Avenue  
Eau Claire, WI 54703-5712  
Phone: (715) 834-6650  
Fax: (715) 834-0768

**Puerto Rico**

AFD Contract Furnishings  
Suite 250  
350 Chardon Avenue  
Torre Chardon  
San Juan, Puerto Rico 00918-2123  
Phone: (787) 754-2938  
Fax: (787) 754-8076

# Steelcase Showrooms and Manufacturing Locations

## Showrooms

### Atlanta

Steelcase Inc.  
Suite AL-175  
303 Peachtree Center  
Atlanta, GA 30303  
Phone: (404) 523-2201

### Chicago

Steelcase Worklife Chicago  
Suite 300  
222 Merchandise Mart  
Chicago, IL 60654-1174  
Phone: (312) 321-3720

### Chicago

Coalesse  
Suite 1032  
222 Merchandise Mart  
Chicago, IL 60654  
Phone: (312) 467-1783

### Dallas

Steelcase Inc.  
1616 Hi Line Drive  
Dallas, TX 75207  
Phone: (214) 871-3044

### Grand Rapids

Steelcase Inc.  
901 44th Street, SE  
Grand Rapids, MI 49508-7594  
Phone: (616) 247-2710

### New York

Steelcase Worklife New York  
4 Columbus Circle  
New York, NY 10019-1100  
Phone: (212) 445-8800

### Philadelphia

Steelcase Inc.  
One Liberty Place  
1650 Market Street, 3rd Floor  
Philadelphia, PA 19103-7307  
Phone: (215) 561-5331

### San Francisco

Steelcase Inc.  
Suite 110  
475 Brannan Street  
San Francisco, CA 94107  
Phone: (415) 344-6700

### Santa Monica

Steelcase Inc  
1217 2nd Street  
Santa Monica, CA 90401-1180  
Phone: (310) 633-2200

### Seattle

Steelcase Inc  
Suite 1550  
1191 2nd Avenue  
Seattle, WA 98101-3438  
Phone: (206) 464-1670

## Washington D.C.

Steelcase Inc.  
1121 14th Street NW  
4th Floor  
Washington, DC 20005

## Manufacturing Sites

### Amex de Mexico

Calle 5 Sur No.160  
Ciudad Industrial  
Tijuana, Mexico B.C. 22500  
Phone: 52-662-342-6234

### Athens

214 Durham Drive  
Athens, AL 35611  
Phone: (256) 232-8112

### Grand Rapids Wood Furniture

4100 68th Street SE  
Caledonia, MI 49316  
Phone: (616) 698-5735

### Kentwood Distribution Center

4384 52nd Street SE  
Kentwood, MI 49512-9673

### Kentwood West

4360 52nd Street SE  
Kentwood, MI 49512

### Brayton International Inc.— Office

250 Swathmore Ave.  
High Point, NC 27263  
Phone: (336) 434-4151

### Details

901 44th Street SE  
Grand Rapids, MI 49508  
Phone: (616) 247-2710

### Reynosa Plant

Ave. Prologis S/N Ed. 8 Suite  
801 Prologis Park Pharr Bridge  
Reynosa,  
Tamaulipas, Mx CP. 88780  
Phone: 52-899-263-9000

---




# Kick

<b>Kick System (SIN 711.1)</b>	<b>21</b>
<b>Kick Freestanding Metal Desk (SIN 711.1)</b>	<b>79</b>



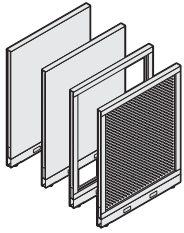
---

# Kick System

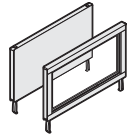
	
<b>Statement of Line</b>	<b>22</b>
	
<b>Specifying</b>	
Panels (SIN 711.1)	<b>24</b>
TS Series Worksurfaces (SIN 711.1)	<b>55</b>
Storage (SIN 711.1)	<b>71</b>
Lighting (SIN 711.1)	<b>73</b>
	
<b>Surface Materials</b>	<b>77</b>

# Statement of Line

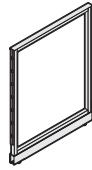
## Kick System



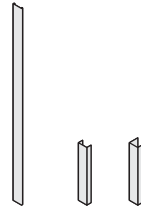
**Panels**  
▶ Pages 24–31



**Panel Stackers**  
▶ Page 32



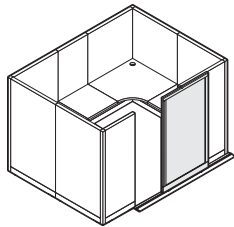
**Panel Frames**  
▶ Page 34



**Vertical End-of-Run Trim and Vertical In-Line Change-of-Height Trim**  
▶ Pages 37–38



**Vertical Corner Trim**  
▶ Pages 39–41



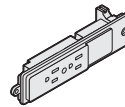
**Kick Sliding Panel Doors and Sliding Panel Doors**  
▶ Pages 44–45



**Powerway Connector**  
▶ Page 46

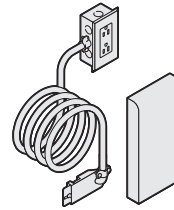


Standard size

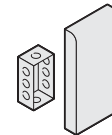


Larger size

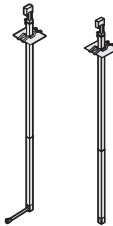
**Duplex Receptacles**  
▶ Page 47



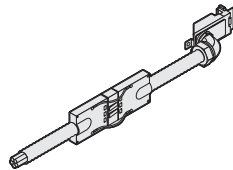
**Integrated Power Receptacle Package**  
▶ Page 48



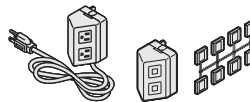
**Integrated Communication Module Package**  
▶ Page 48




**2" x 2" Power and Cable Poles**  
▶ Pages 49–50



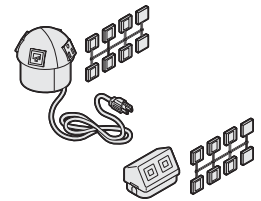
**Base Power-Ins and Breakaway Base Power-Ins**  
▶ Page 51



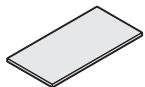
**Panel-Mounted Receptacle Package and Communication Module Package**  
▶ Page 52



**Work surface-Mounted Receptacle Package and Communication Module Package**  
▶ Page 53



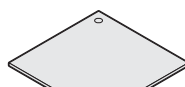
**Work surface-Mounted Power and Communication Sphere**  
▶ Pages 53 and 54



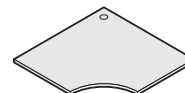
**TS Series Straight Worksurfaces**  
▶ Page 55



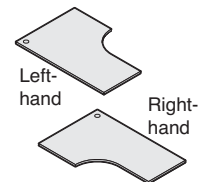
**TS Series Transition Worksurfaces**  
▶ Page 56



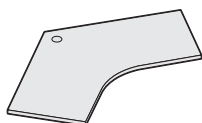
**TS Series Straight Corner Worksurfaces**  
▶ Page 57



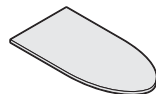
**TS Series Curved Corner Worksurfaces**  
▶ Page 58



**TS Series Extended Curved Corner Worksurfaces**  
▶ Pages 59–60



**TS Series 120° Corner Worksurfaces**  
▶ Page 61



**TS Series Peninsula Worksurfaces**  
▶ Page 62



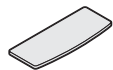
**TS Series Angled Peninsula Worksurfaces**  
▶ Page 63



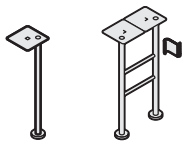
**TS Series Spanner Worksurfaces**  
▶ Page 64



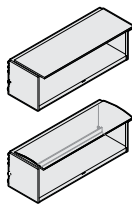
**TS Series Visitor and Linking Worksurfaces**  
▶ Page 65



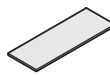
**TS Series Transaction Worksurfaces**  
▶ Page 66



**TS Series Worksurface Legs and Supports**  
▶ Page 68



**TS Series Bins**  
▶ Page 71



**Laminate Common Shelves**  
▶ Page 72



**Standard Shelf Lights**  
▶ Page 73



**Utility2 Shelf Lights**  
▶ Page 74




**Vertical Wire Manager**  
▶ Page 76

# Monolithic Panels

Tackable Acoustical, Glass, and Perforated Steel

SIN 711.1



*Tip: To price a panel with two fabric surface materials in different price groups, add the two fabric price group option prices together and divide by 2; then add the result to the panel base price.*

*Tip: Factory-included powerway for field installation option replaces need to order separate powerways.*

*Tip: Field-installed powerways can be ordered through Service Parts.*

*Tip: Remember to order end-of-run trim and vertical corner trim packages.*

*Tip: Details panel-mounted slatwall will not hang on a 42"H panel with worksurface. There is not enough space above the worksurface and top of panel for the bracket to engage into panel slots.*

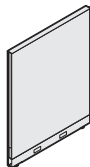
Standard Includes	Required to Specify
<ul style="list-style-type: none"> <li>▶ Need help? See <i>Kick Solutions Specification Guide</i> for product details.</li> <li>• Tackable acoustical panel with two fabric surfaces, if selected: Kick standard fabric price group A</li> <li>• Glass insert, if glass panel selected: 6500 Clear</li> <li>• Perforated steel, if perforated steel panel selected: paint price group 1</li> <li>• Border, if glass or perforated steel panel selected: paint price group 1</li> <li>• Base covers with receptacle knockouts: paint price group 1</li> <li>• Top cap (low height): paint price group 1</li> <li>• Top cap aligner: black plastic</li> <li>• Universal connector package</li> <li>• Frame: 0835 Black only</li> </ul>	<ol style="list-style-type: none"> <li>1 Style number</li> <li>2 Fabric color number for surface 1 of tackable acoustical panel, if selected</li> <li>3 Fabric color number for surface 2 of tackable acoustical panel, if selected</li> <li>4 Paint color number for perforated steel, if selected</li> <li>5 Paint color number for top cap, base covers, and border</li> <li>6 Options, if selected (see below)                     <ul style="list-style-type: none"> <li>▶ See <i>Surface Materials</i>, page 77.</li> </ul> </li> </ol>

Options	Price	Required to Specify
<b>Surface Materials</b>		
<b>Top cap, base covers, and border on glass or perforated steel panels</b>		
• Paint price group 1	No cost	Specify paint color number.
• Paint price group 2	+\$ 11	Specify paint color number.
• Paint price group 3	+\$ 21	Specify paint color number.
<b>Fabric surface on tackable acoustical panels</b>		
• Kick standard fabric price group A	No cost	Specify fabric color number.
• Fabric price group 1	+\$ 10	Specify fabric color number.
• Fabric price group 2	+\$ 38	Specify fabric color number.
• Fabric price group 3	+\$ 56	Specify fabric color number.
• Fabric price group 4	+\$148	Specify fabric color number.
• Fabric price group 5	+\$218	Specify fabric color number.
• Fabric price group COM	+\$ 74	▶ See <i>Surface Materials Reference Manual</i> to specify.
<b>Perforated steel surface on perforated steel panels</b>		
• Paint price group 1	No cost	Specify paint color number.
• Paint price group 2	+\$100	Specify paint color number.
• Paint price group 3	+\$124	Specify paint color number.
<b>Top Cap</b>	• High top cap with knockouts to accommodate cable routing (increases panel height by 1 <sup>3</sup> / <sub>4</sub> "	+\$ 27 Specify with high top cap.
<b>Electrical</b>	<b>Factory-installed powerway at base</b>	
	• 3-circuit powerway with shared neutral	+\$120 Specify with 3-circuit power; shared neutrals.
	• 3-circuit powerway with separate neutrals	+\$147 Specify with 3-circuit power; separate neutrals.
	• 4-circuit (3+D) powerway	+\$140 Specify with 4-circuit power; 3+D wiring.
	• 4-circuit (3I+1) powerway	+\$173 Specify with 4-circuit power; 3I+1 wiring.
	• 4-circuit (2+2) powerway	+\$173 Specify with 4-circuit power; 2+2 wiring.
	<b>Factory-included powerway for field installation for use in New York City</b>	
	• 3-circuit powerway with shared neutral	+\$120 Specify with 3-circuit power; shared neutrals; not installed.
	• 3-circuit powerway with separate neutrals	+\$143 Specify with 3-circuit power; separate neutrals; not installed.
	• 4-circuit (3+D) powerway	+\$140 Specify with 4-circuit power; 3+D wiring; not installed.
	• 4-circuit (3I+1) powerway	+\$173 Specify with 4-circuit power; 3I+1 wiring; not installed.
	• 4-circuit (2+2) powerway	+\$173 Specify with 4-circuit power; 2+2 wiring; not installed.
<b>Related Products</b>	<ul style="list-style-type: none"> <li>• Panel trim</li> <li>• Panel connectors</li> <li>• Panel wiring and cabling</li> <li>• Worksurface-height power and communication access</li> </ul>	<ul style="list-style-type: none"> <li>▶ Page 37</li> <li>▶ Page 42</li> <li>▶ Page 46</li> <li>▶ Page 52</li> </ul>



**Specification Information**

**Tackable Acoustical Panels**



**Glass Panels**



**Perforated Steel Panels**



Width	Style Number	Base Price	Style Number	Base Price	Style Number	Base Price
-------	--------------	------------	--------------	------------	--------------	------------

**42"H**

24"	<b>TSAPF4224</b>	\$314	<b>TSAPG4224</b>	\$553	<b>TSAPP4224</b>	\$607
30"	<b>TSAPF4230</b>	\$341	<b>TSAPG4230</b>	\$575	<b>TSAPP4230</b>	\$632
36"	<b>TSAPF4236</b>	\$373	<b>TSAPG4236</b>	\$631	<b>TSAPP4236</b>	\$693
42"	<b>TSAPF4242</b>	\$417	<b>TSAPG4242</b>	\$705	<b>TSAPP4242</b>	\$777
48"	<b>TSAPF4248</b>	\$439	<b>TSAPG4248</b>	\$745	<b>TSAPP4248</b>	\$820
60"	<b>TSAPF4260</b>	\$506				

**48"H**

24"	<b>TSAPF4824</b>	\$341	<b>TSAPG4824</b>	\$576	<b>TSAPP4824</b>	\$634
30"	<b>TSAPF4830</b>	\$372	<b>TSAPG4830</b>	\$630	<b>TSAPP4830</b>	\$693
36"	<b>TSAPF4836</b>	\$400	<b>TSAPG4836</b>	\$675	<b>TSAPP4836</b>	\$744
42"	<b>TSAPF4842</b>	\$454	<b>TSAPG4842</b>	\$772	<b>TSAPP4842</b>	\$849
48"	<b>TSAPF4848</b>	\$486	<b>TSAPG4848</b>	\$823	<b>TSAPP4848</b>	\$905
60"	<b>TSAPF4860</b>	\$538				

**54"H**

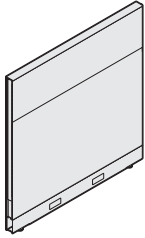
24"	<b>TSAPF5424</b>	\$344	<b>TSAPG5424</b>	\$580	<b>TSAPP5424</b>	\$639
30"	<b>TSAPF5430</b>	\$381	<b>TSAPG5430</b>	\$645	<b>TSAPP5430</b>	\$708
36"	<b>TSAPF5436</b>	\$406	<b>TSAPG5436</b>	\$685	<b>TSAPP5436</b>	\$755
42"	<b>TSAPF5442</b>	\$466	<b>TSAPG5442</b>	\$788	<b>TSAPP5442</b>	\$867
48"	<b>TSAPF5448</b>	\$499	<b>TSAPG5448</b>	\$843	<b>TSAPP5448</b>	\$928
60"	<b>TSAPF5460</b>	\$543				

**66"H**

24"	<b>TSAPF6624</b>	\$352	<b>TSAPG6624</b>	\$595	<b>TSAPP6624</b>	\$653
30"	<b>TSAPF6630</b>	\$400	<b>TSAPG6630</b>	\$675	<b>TSAPP6630</b>	\$742
36"	<b>TSAPF6636</b>	\$425	<b>TSAPG6636</b>	\$718	<b>TSAPP6636</b>	\$791
42"	<b>TSAPF6642</b>	\$482	<b>TSAPG6642</b>	\$816	<b>TSAPP6642</b>	\$896
48"	<b>TSAPF6648</b>	\$531	<b>TSAPG6648</b>	\$899	<b>TSAPP6648</b>	\$989
60"	<b>TSAPF6660</b>	\$602				

# 42"H and 48"H Segmented Panels

SIN 711.1



Standard Includes	Required to Specify
<ul style="list-style-type: none"> <li>▶ Need help? See <i>Kick Solutions Specification Guide</i> for product details.</li> <li>Panel with segmented, fabric surfaces: Kick standard fabric price group A</li> <li>Base covers with receptacle knockouts: paint price group 1</li> <li>Top cap (low height): paint price group 1</li> <li>Top cap aligner: black plastic</li> <li>Universal connector package</li> <li>Frame: 0835 Black only</li> </ul>	<ol style="list-style-type: none"> <li>Style number</li> <li>Fabric color number for base skin, surface 1</li> <li>Fabric color number for accent skin, surface 1</li> <li>Fabric color number for base skin, surface 2</li> <li>Fabric color number for accent skin, surface 2</li> <li>Paint color number for top cap and base covers</li> <li>Options, if selected (see below)</li> </ol> <p>▶ See <i>Surface Materials</i>, page 77.</p>

Surface Materials	Options	Price	Required to Specify
	<p><b>Top cap and base covers</b></p> <ul style="list-style-type: none"> <li>Paint price group 1</li> <li>Paint price group 2</li> <li>Paint price group 3</li> </ul>	<p>No cost</p> <p>+\$ 11</p> <p>+\$ 21</p>	<p>Specify paint color number.</p> <p>Specify paint color number.</p> <p>Specify paint color number.</p>
	<p><b>Base skin surface</b></p> <ul style="list-style-type: none"> <li>Kick standard fabric price group A</li> <li>Fabric price group 1</li> <li>Fabric price group 2</li> <li>Fabric price group 3</li> <li>Fabric price group 4</li> <li>Fabric price group 5</li> <li>Fabric price group COM</li> </ul>	<p>No cost</p> <p>+\$ 10</p> <p>+\$ 38</p> <p>+\$ 56</p> <p>+\$148</p> <p>+\$218</p> <p>+\$ 74</p>	<p>Specify fabric color number.</p> <p>Specify fabric color number.</p> <p>Specify fabric color number.</p> <p>Specify fabric color number.</p> <p>Specify fabric color number.</p> <p>Specify fabric color number.</p> <p>▶ See <i>Surface Materials Reference Manual</i> to specify.</p>
	<p><b>Accent skin surface</b></p> <ul style="list-style-type: none"> <li>Kick standard fabric price group A</li> <li>Fabric price group 1</li> <li>Fabric price group 2</li> <li>Fabric price group 3</li> <li>Fabric price group 4</li> <li>Fabric price group COM</li> </ul>	<p>No cost</p> <p>+\$ 5</p> <p>+\$ 19</p> <p>+\$ 28</p> <p>+\$ 74</p> <p>+\$ 37</p>	<p>Specify fabric color number.</p> <p>Specify fabric color number.</p> <p>Specify fabric color number.</p> <p>Specify fabric color number.</p> <p>Specify fabric color number.</p> <p>▶ See <i>Surface Materials Reference Manual</i> to specify.</p>
	<p><b>Top Cap</b></p> <ul style="list-style-type: none"> <li>High top cap with knockouts to accommodate cable routing (increases panel height by 1¾")</li> </ul>	<p>+\$ 27</p>	<p>Specify with <i>high top cap</i>.</p>
	<p><b>Electrical</b></p> <p><b>Factory-installed powerway at base</b></p> <ul style="list-style-type: none"> <li>3-circuit powerway with shared neutral</li> <li>3-circuit powerway with separate neutrals</li> <li>4-circuit (3+D) powerway</li> <li>4-circuit (3I+1) powerway</li> <li>4-circuit (2+2) powerway</li> </ul>	<p>+\$120</p> <p>+\$147</p> <p>+\$140</p> <p>+\$173</p> <p>+\$173</p>	<p>Specify with <i>3-circuit power; shared neutrals</i>.</p> <p>Specify with <i>3-circuit power; separate neutrals</i>.</p> <p>Specify with <i>4-circuit power; 3+D wiring</i>.</p> <p>Specify with <i>4-circuit power; 3I+1 wiring</i>.</p> <p>Specify with <i>4-circuit power; 2+2 wiring</i>.</p>
	<p><b>Factory-included powerway for field installation for use in New York City</b></p> <ul style="list-style-type: none"> <li>3-circuit powerway with shared neutral</li> <li>3-circuit powerway with separate neutrals</li> <li>4-circuit (3+D) powerway</li> <li>4-circuit (3I+1) powerway</li> <li>4-circuit (2+2) powerway</li> </ul>	<p>+\$120</p> <p>+\$147</p> <p>+\$140</p> <p>+\$173</p> <p>+\$173</p>	<p>Specify with <i>3-circuit power; shared neutrals; not installed</i>.</p> <p>Specify with <i>3-circuit power; separate neutrals; not installed</i>.</p> <p>Specify with <i>4-circuit power; 3+D wiring; not installed</i>.</p> <p>Specify with <i>4-circuit power; 3I+1 wiring; not installed</i>.</p> <p>Specify with <i>4-circuit power; 2+2 wiring; not installed</i>.</p>

*Tip: To price a panel with two base skin surfaces in different fabric price groups, add the two fabric price group option prices together and divide by two; then add the result to the panel base price.*

*Tip: To price a panel with two accent skin surfaces in different fabric price groups, add the two fabric price group option prices together and divide by two; then add the result to the panel base price.*

*Tip: Factory-included powerway for field installation option replaces need to order separate powerways.*

*Tip: Field-installed powerways can be ordered through Service Parts.*

▶ Options, continued on next page

SIN 711.1

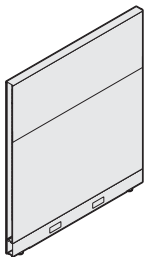
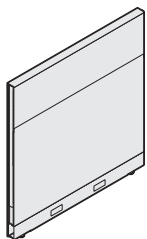
► Options, continued from previous page

Options	Price	Required to Specify
<b>Segmentation</b> • Option 1 ► See below.	+\$75	Specify with option 1.

Related Products	
• Panel trim	► Page 37
• Panel connectors	► Page 42
• Panel wiring and cabling	► Page 46
• Worksurface-height power and communication access	► Page 52

Tip: Remember to order end-of-run trim and vertical corner trim packages.

Tip: Details panel-mounted slatwall will not hang on a 42"H panel with worksurface. There is not enough space above the worksurface and top of panel for the bracket to engage into panel slots.



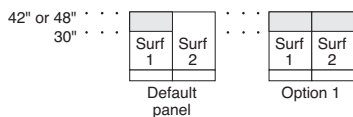
**Specification Information**

Width	Style Number	Base Price
-------	--------------	------------

42"H		
24"	<b>TSAPL4224</b>	\$430
30"	<b>TSAPL4230</b>	\$442
36"	<b>TSAPL4236</b>	\$475
42"	<b>TSAPL4242</b>	\$517
48"	<b>TSAPL4248</b>	\$543
60"	<b>TSAPL4260</b>	\$609
.	.	.

48"H		
24"	<b>TSAPL4824</b>	\$444
30"	<b>TSAPL4830</b>	\$475
36"	<b>TSAPL4836</b>	\$501
42"	<b>TSAPL4842</b>	\$560
48"	<b>TSAPL4848</b>	\$589
60"	<b>TSAPL4860</b>	\$639
.	.	.

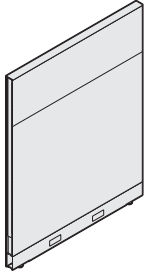
**Segmentation**



Tip: Shaded area represents accent skin. This skin can be specified in different fabric from base skin.

# 54"H Segmented Panels

SIN 711.1



Standard Includes	Required to Specify
<ul style="list-style-type: none"> <li>▶ Need help? See <i>Kick Solutions Specification Guide</i> for product details.</li> <li>Panel with segmented, fabric surfaces: Kick standard fabric price group A</li> <li>Base covers with receptacle knockouts: paint price group 1</li> <li>Top cap (low height): paint price group 1</li> <li>Top cap aligner: black plastic</li> <li>Universal connector package</li> <li>Frame: 0835 Black only</li> </ul>	<ol style="list-style-type: none"> <li>Style number</li> <li>Fabric color number for base skin, surface 1</li> <li>Fabric color number for accent skin, surface 1</li> <li>Fabric color number for base skin, surface 2</li> <li>Fabric color number for accent skin, surface 2</li> <li>Paint color number for top cap and base covers</li> <li>Options, if selected (see below)</li> </ol> <p>▶ See <i>Surface Materials</i>, page 77.</p>

Surface Materials	Options	Price	Required to Specify	
	<b>Top cap and base covers</b> <ul style="list-style-type: none"> <li>Paint price group 1</li> <li>Paint price group 2</li> <li>Paint price group 3</li> </ul>	<ul style="list-style-type: none"> <li>No cost</li> <li>+\$ 11</li> <li>+\$ 21</li> </ul>	<ul style="list-style-type: none"> <li>Specify paint color number.</li> <li>Specify paint color number.</li> <li>Specify paint color number.</li> </ul>	
	<b>Base skin surface</b> <ul style="list-style-type: none"> <li>Kick standard fabric price group A</li> <li>Fabric price group 1</li> <li>Fabric price group 2</li> <li>Fabric price group 3</li> <li>Fabric price group 4</li> <li>Fabric price group 5</li> <li>Fabric price group COM</li> </ul>	<ul style="list-style-type: none"> <li>No cost</li> <li>+\$ 10</li> <li>+\$ 38</li> <li>+\$ 56</li> <li>+\$148</li> <li>+\$218</li> <li>+\$ 74</li> </ul>	<ul style="list-style-type: none"> <li>Specify fabric color number.</li> <li>Specify fabric color number.</li> <li>Specify fabric color number.</li> <li>Specify fabric color number.</li> <li>Specify fabric color number.</li> <li>Specify fabric color number.</li> <li>Specify fabric color number.</li> </ul> <p>▶ See <i>Surface Materials Reference Manual</i> to specify.</p>	
	<b>Accent skin surface</b> <ul style="list-style-type: none"> <li>Kick standard fabric price group A</li> <li>Fabric price group 1</li> <li>Fabric price group 2</li> <li>Fabric price group 3</li> <li>Fabric price group 4</li> <li>Fabric price group COM</li> </ul>	<ul style="list-style-type: none"> <li>No cost</li> <li>+\$ 5</li> <li>+\$ 19</li> <li>+\$ 28</li> <li>+\$ 74</li> <li>+\$ 37</li> </ul>	<ul style="list-style-type: none"> <li>Specify fabric color number.</li> <li>Specify fabric color number.</li> <li>Specify fabric color number.</li> <li>Specify fabric color number.</li> <li>Specify fabric color number.</li> <li>Specify fabric color number.</li> </ul> <p>▶ See <i>Surface Materials Reference Manual</i> to specify.</p>	
	<b>Top Cap</b> <ul style="list-style-type: none"> <li>High top cap with knockouts to accommodate cable routing (increases panel height by 1<sup>3</sup>/<sub>4</sub>"</li> </ul>	<ul style="list-style-type: none"> <li>+\$ 27</li> </ul>	<ul style="list-style-type: none"> <li>Specify with high top cap.</li> </ul>	
	<b>Electrical</b>	<b>Factory-installed powerway at base</b> <ul style="list-style-type: none"> <li>3-circuit powerway with shared neutral</li> <li>3-circuit powerway with separate neutrals</li> <li>4-circuit (3+D) powerway</li> <li>4-circuit (3I+1) powerway</li> <li>4-circuit (2+2) powerway</li> </ul>	<ul style="list-style-type: none"> <li>+\$120</li> <li>+\$147</li> <li>+\$140</li> <li>+\$173</li> <li>+\$173</li> </ul>	<ul style="list-style-type: none"> <li>Specify with 3-circuit power; shared neutrals.</li> <li>Specify with 3-circuit power; separate neutrals.</li> <li>Specify with 4-circuit power; 3+D wiring.</li> <li>Specify with 4-circuit power; 3I+1 wiring.</li> <li>Specify with 4-circuit power; 2+2 wiring.</li> </ul>
		<b>Factory-included powerway for field installation for use in New York City</b> <ul style="list-style-type: none"> <li>3-circuit powerway with shared neutral</li> <li>3-circuit powerway with separate neutrals</li> <li>4-circuit (3+D) powerway</li> <li>4-circuit (3I+1) powerway</li> <li>4-circuit (2+2) powerway</li> </ul>	<ul style="list-style-type: none"> <li>+\$120</li> <li>+\$147</li> <li>+\$140</li> <li>+\$173</li> <li>+\$173</li> </ul>	<ul style="list-style-type: none"> <li>Specify with 3-circuit power; shared neutrals; not installed.</li> <li>Specify with 3-circuit power; separate neutrals; not installed.</li> <li>Specify with 4-circuit power; 3+D wiring; not installed.</li> <li>Specify with 4-circuit power; 3I+1 wiring; not installed.</li> <li>Specify with 4-circuit power; 2+2 wiring; not installed.</li> </ul>

Tip: To price a panel with two base skin surfaces in different fabric price groups, add the two fabric price group option prices together and divide by two; then add the result to the panel base price.

Tip: To price a panel with two accent skin surfaces in different fabric price groups, add the two fabric price group option prices together and divide by two; then add the result to the panel base price.

Tip: Factory-included powerway for field installation option replaces need to order separate powerways.

Tip: Field-installed powerways can be ordered through Service Parts.

▶ Options, continued on next page

SIN 711.1

► Options, continued from previous page

Options	Price	Required to Specify
<b>Segmentation</b>		
► See below.	• Option 1 • Option 2 • Option 3 • Option 4 • Option 5	+\$ 75 +\$ 75 +\$225 +\$ 18 +\$101
		Specify with option 1. Specify with option 2. Specify with option 3. Specify with option 4. Specify with option 5.

Related Products		
• Panel trim		► Page 37
• Panel connectors		► Page 42
• Panel wiring and cabling		► Page 46
• Worksurface-height power and communication access		► Page 52

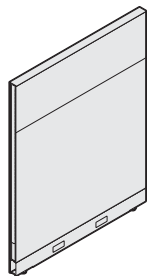
Tip: Remember to order end-of-run trim and vertical corner trim packages.



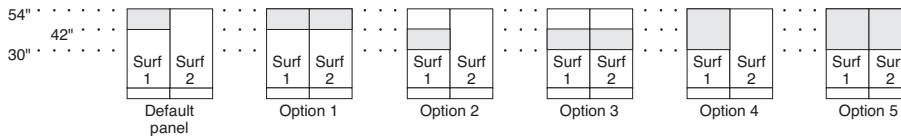
Specification Information

Width	Style Number	Base Price
-------	--------------	------------

54"H		
24"	<b>TSAPL5424</b>	\$445
30"	<b>TSAPL5430</b>	\$483
36"	<b>TSAPL5436</b>	\$508
42"	<b>TSAPL5442</b>	\$570
48"	<b>TSAPL5448</b>	\$602
60"	<b>TSAPL5460</b>	\$645



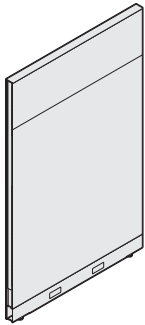
Segmentation



Tip: Shaded area represents accent skin. This skin can be specified in different fabric from base skin.

# 66"H Segmented Panels

SIN 711.1



*Tip: To price a panel with two base skin surfaces in different fabric price groups, add the two fabric price group option prices together and divide by two; then add the result to the panel base price.*

*Tip: To price a panel with two accent skin surfaces in different fabric price groups, add the two fabric price group option prices together and divide by two; then add the result to the panel base price.*

*Tip: Factory-included powerway for field installation option replaces need to order separate powerways.*

*Tip: Field-installed powerways can be ordered through Service Parts.*

Standard Includes	Required to Specify
<ul style="list-style-type: none"> <li>▶ Need help? See <i>Kick Solutions Specification Guide</i> for product details.</li> <li>• Panel with segmented, fabric surfaces: Kick standard fabric price group A</li> <li>• Base covers with receptacle knockouts: paint price group 1</li> <li>• Top cap (low height): paint price group 1</li> <li>• Top cap aligner: black plastic</li> <li>• Universal connector package</li> <li>• Frame: 0835 Black only</li> </ul>	<ol style="list-style-type: none"> <li>1 Style number</li> <li>2 Fabric color number for base skin; surface 1</li> <li>3 Fabric color number for accent skin; surface 1</li> <li>4 Fabric color number for base skin; surface 2</li> <li>5 Fabric color number for accent skin; surface 2</li> <li>6 Paint color number for top cap and base covers</li> <li>7 Options, if selected (see below)</li> </ol> <p>▶ See <i>Surface Materials</i>, page 77.</p>

Surface Materials	Options	Price	Required to Specify	
	<b>Top cap and base covers</b> <ul style="list-style-type: none"> <li>• Paint price group 1</li> <li>• Paint price group 2</li> <li>• Paint price group 3</li> </ul>	No cost +\$ 11 +\$ 21	Specify paint color number. Specify paint color number. Specify paint color number.	
	<b>Panel surface</b> <ul style="list-style-type: none"> <li>• Kick standard fabric price group A</li> <li>• Fabric price group 1</li> <li>• Fabric price group 2</li> <li>• Fabric price group 3</li> <li>• Fabric price group 4</li> <li>• Fabric price group 5</li> <li>• Fabric price group COM</li> </ul>	No cost +\$ 10 +\$ 38 +\$ 56 +\$148 +\$218 +\$ 74	Specify fabric color number. Specify fabric color number. Specify fabric color number. Specify fabric color number. Specify fabric color number. Specify fabric color number. Specify fabric color number. ▶ See <i>Surface Materials Reference Manual</i> to specify.	
	<b>Accent skin surface</b> <ul style="list-style-type: none"> <li>• Kick standard fabric price group A</li> <li>• Fabric price group 1</li> <li>• Fabric price group 2</li> <li>• Fabric price group 3</li> <li>• Fabric price group 4</li> <li>• Fabric price group COM</li> </ul>	No cost +\$ 5 +\$ 19 +\$ 28 +\$ 74 +\$ 37	Specify fabric color number. Specify fabric color number. Specify fabric color number. Specify fabric color number. Specify fabric color number. Specify fabric color number. ▶ See <i>Surface Materials Reference Manual</i> to specify.	
	<b>Top Cap</b> <ul style="list-style-type: none"> <li>• High top cap with knockouts to accommodate cable routing (increases panel height by 1¾")</li> </ul>	+\$ 27	Specify with <i>high top cap</i> .	
	<b>Electrical</b>	<b>Factory-installed powerway at base</b> <ul style="list-style-type: none"> <li>• 3-circuit powerway with shared neutral</li> <li>• 3-circuit powerway with separate neutrals</li> <li>• 4-circuit (3+D) powerway</li> <li>• 4-circuit (3I+1) powerway</li> <li>• 4-circuit (2+2) powerway</li> </ul>	+\$120 +\$147 +\$140 +\$173 +\$173	Specify with <i>3-circuit power; shared neutrals</i> . Specify with <i>3-circuit power; separate neutrals</i> . Specify with <i>4-circuit power; 3+D wiring</i> . Specify with <i>4-circuit power; 3I+1 wiring</i> . Specify with <i>4-circuit power; 2+2 wiring</i> .
	<b>Factory-included powerway for field installation for use in New York City</b> <ul style="list-style-type: none"> <li>• 3-circuit powerway with shared neutral</li> <li>• 3-circuit powerway with separate neutrals</li> <li>• 4-circuit (3+D) powerway</li> <li>• 4-circuit (3I+1) powerway</li> <li>• 4-circuit (2+2) powerway</li> </ul>	+\$120 +\$147 +\$140 +\$173 +\$173	Specify with <i>3-circuit power; shared neutrals; not installed</i> . Specify with <i>3-circuit power; separate neutrals; not installed</i> . Specify with <i>4-circuit power; 3+D wiring; not installed</i> . Specify with <i>4-circuit power; 3I+1 wiring; not installed</i> . Specify with <i>4-circuit power; 2+2 wiring; not installed</i> .	

▶ Options, continued on next page

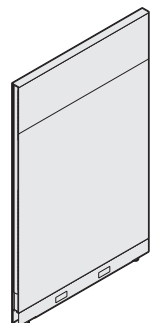
SIN 711.1

► Options, continued from previous page

Options	Price	Required to Specify
<b>Segmentation</b>		
► See below.		
• Option 1	+\$ 75	Specify with option 1.
• Option 2	+\$ 75	Specify with option 2.
• Option 3	+\$225	Specify with option 3.
• Option 4	+\$ 18	Specify with option 4.
• Option 5	+\$101	Specify with option 5.
• Option 6	+\$ 89	Specify with option 6.
• Option 7	+\$279	Specify with option 7.
• Option 8	+\$ 89	Specify with option 8.
• Option 9	+\$279	Specify with option 9.
• Option 10	+\$ 16	Specify with option 10.
• Option 11	+\$ 94	Specify with option 11.

Related Products	
• Panel trim	► Page 37
• Panel connectors	► Page 42
• Panel wiring and cabling	► Page 46
• Worksurface-height power and communication access	► Page 52

Tip: Remember to order end-of-run trim and vertical corner trim packages.

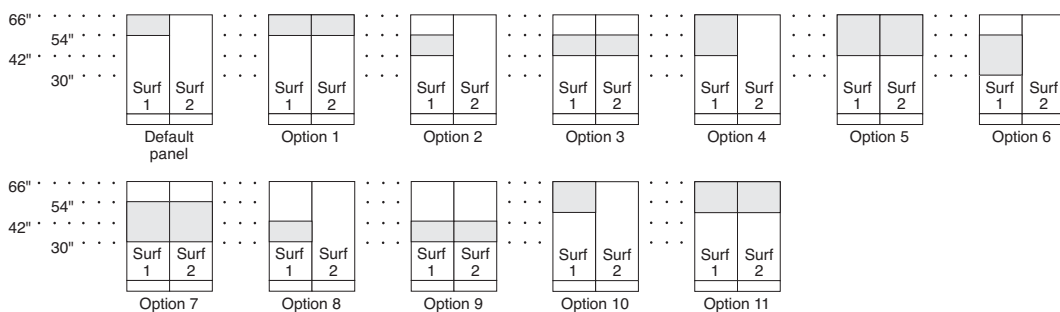


Specification Information

Width	Style Number	Base Price
-------	--------------	------------

66"H		
24"	<b>TSAPL6624</b>	\$452
30"	<b>TSAPL6630</b>	\$500
36"	<b>TSAPL6636</b>	\$528
42"	<b>TSAPL6642</b>	\$584
48"	<b>TSAPL6648</b>	\$633
60"	<b>TSAPL6660</b>	\$703

Segmentation

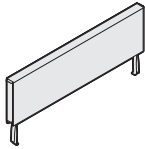


Tip: Shaded area represents accent skin. This skin can be specified in different fabric from base skin.

# Panel Stackers

Tackable Acoustical and Glass

SIN 711.1



*Tip: To price a panel with two fabric surface materials in different price groups, add the two fabric price group option prices together and divide by 2; then add the result to the panel base price.*

*Tip: Remember to order end-of-run trim and vertical corner trim packages.*

*Tip: Remember to order change-of-height connectors.*

Standard Includes	Required to Specify
-------------------	---------------------

- |   |   |  |
|---|---|--|
| <ul style="list-style-type: none"> <li>▶ Need help? See <i>Kick Solutions Specification Guide</i> for product details.</li> </ul> | <ul style="list-style-type: none"> <li>• Tackable acoustical stacker with two fabric surfaces, if tackable acoustical stacker selected: Kick standard fabric price group A</li> <li>• Glass insert, if glass stacker selected: 6500 Clear</li> <li>• Border, if glass stacker selected: paint price group 1</li> <li>• Universal connector package</li> <li>• Frame: 0835 Black only</li> <li>• Two stacking fork connectors</li> </ul> | <ol style="list-style-type: none"> <li>1 Style number</li> <li>2 Fabric color number for surface 1 of tackable acoustical stacker, if selected</li> <li>3 Fabric color number for surface 2 of tackable acoustical stacker, if selected</li> <li>4 Paint color number for border, if selected</li> <li>5 Options, if selected (see below)</li> </ol> <p>▶ See <i>Surface Materials</i>, page 77.</p> |
|---|---|--|

Options	Price	Required to Specify
---------	-------	---------------------

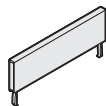
<b>Surface Materials</b>	<b>Border on glass stackers</b>		
	<ul style="list-style-type: none"> <li>• Paint price group 1</li> <li>• Paint price group 2</li> <li>• Paint price group 3</li> </ul>	<ul style="list-style-type: none"> <li>No cost</li> <li>+\$ 11</li> <li>+\$ 21</li> </ul>	<ul style="list-style-type: none"> <li>Specify paint color number.</li> <li>Specify paint color number.</li> <li>Specify paint color number.</li> </ul>
	<b>Fabric surface on tackable acoustical stackers</b>		
	<ul style="list-style-type: none"> <li>• Kick standard fabric price group A</li> <li>• Fabric price group 1</li> <li>• Fabric price group 2</li> <li>• Fabric price group 3</li> <li>• Fabric price group 4</li> <li>• Fabric price group 5</li> <li>• Fabric price group COM</li> </ul>	<ul style="list-style-type: none"> <li>No cost</li> <li>+\$ 10</li> <li>+\$ 38</li> <li>+\$ 56</li> <li>+\$148</li> <li>+\$218</li> <li>+\$ 74</li> </ul>	<ul style="list-style-type: none"> <li>Specify fabric color number.</li> <li>Specify fabric color number.</li> <li>Specify fabric color number.</li> <li>Specify fabric color number.</li> <li>Specify fabric color number.</li> <li>Specify fabric color number.</li> <li>Specify fabric color number.</li> </ul> <p>▶ See <i>Surface Materials Reference Manual</i> to specify.</p>

- |                         |  |  |
|-------------------------|--|--|
| <b>Related Products</b> | <ul style="list-style-type: none"> <li>• Panel trim</li> <li>• Panel connectors</li> </ul> | <ul style="list-style-type: none"> <li>▶ Page 37</li> <li>▶ Page 42</li> </ul> |
|-------------------------|--|--|

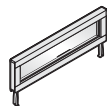


**Specification Information**

**Tackable Acoustical Panel Stackers**



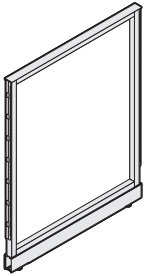
**Glass Panel Stackers**



Width	Style Number	Base Price	Style Number	Base Price
<b>12"H</b>				
24"	<b>TSAPS1224T</b>	\$249	<b>TSAPS1224G</b>	\$421
30"	<b>TSAPS1230T</b>	\$260	<b>TSAPS1230G</b>	\$438
36"	<b>TSAPS1236T</b>	\$283	<b>TSAPS1236G</b>	\$480
42"	<b>TSAPS1242T</b>	\$316	<b>TSAPS1242G</b>	\$538
48"	<b>TSAPS1248T</b>	\$337	<b>TSAPS1248G</b>	\$569
60"	<b>TSAPS1260T</b>	\$386	<b>TSAPS1260G</b>	\$651
72"	<b>TSAPS1272T</b>	\$391	<b>TSAPS1272G</b>	\$657
:	:	:	:	:
<b>18"H</b>				
24"	<b>TSAPS1824T</b>	\$289	<b>TSAPS1824G</b>	\$502
30"	<b>TSAPS1830T</b>	\$308	<b>TSAPS1830G</b>	\$524
36"	<b>TSAPS1836T</b>	\$340	<b>TSAPS1836G</b>	\$574
42"	<b>TSAPS1842T</b>	\$378	<b>TSAPS1842G</b>	\$641
48"	<b>TSAPS1848T</b>	\$401	<b>TSAPS1848G</b>	\$677
60"	<b>TSAPS1860T</b>	\$461	<b>TSAPS1860G</b>	\$778
72"	<b>TSAPS1872T</b>	\$466	<b>TSAPS1872G</b>	\$786
:	:	:	:	:
<b>24"H</b>				
24"	<b>TSAPS2424T</b>	\$302	<b>TSAPS2424G</b>	\$528
30"	<b>TSAPS2430T</b>	\$324	<b>TSAPS2430G</b>	\$549
36"	<b>TSAPS2436T</b>	\$358	<b>TSAPS2436G</b>	\$602
42"	<b>TSAPS2442T</b>	\$398	<b>TSAPS2442G</b>	\$670
48"	<b>TSAPS2448T</b>	\$419	<b>TSAPS2448G</b>	\$709
60"	<b>TSAPS2460T</b>	\$482	<b>TSAPS2460G</b>	\$816
72"	<b>TSAPS2472T</b>	\$486	<b>TSAPS2472G</b>	\$825
:	:	:	:	:

# Panel Frames

SIN 711.1



Standard Includes	Required to Specify
<ul style="list-style-type: none"> <li>▶ Need help? See <i>Kick Solutions Specification Guide</i> for product details.</li> <li>• Frame: paint</li> <li>• Base covers with receptacle knockouts: paint price group 1</li> <li>• Top cap (low height): paint price group 1</li> <li>• Top cap aligner: black plastic</li> <li>• Universal connector package</li> </ul>	<ol style="list-style-type: none"> <li>1 Style number</li> <li>2 Paint color number for frame: 0835 Black, 4798 Sterling</li> <li>3 Paint color number for top cap and base covers</li> <li>4 Options, if selected (see below)</li> </ol> <p>▶ See <i>Surface Materials</i>, page 77.</p>

Options	Price	Required to Specify
<b>Surface Materials</b> <ul style="list-style-type: none"> <li>• Top cap and base covers</li> <li>• Paint price group 1</li> <li>• Paint price group 2</li> </ul>	<ul style="list-style-type: none"> <li>No cost</li> <li>+\$ 11</li> </ul>	<ul style="list-style-type: none"> <li>Specify paint color number.</li> <li>Specify paint color number.</li> </ul>
<b>Top Cap</b> <ul style="list-style-type: none"> <li>• High top cap with knockouts to accommodate cable routing (increases panel height by 1¾")</li> </ul>	<ul style="list-style-type: none"> <li>+\$ 27</li> </ul>	<ul style="list-style-type: none"> <li>Specify <i>with high top cap</i>.</li> </ul>
<b>Electrical</b> <ul style="list-style-type: none"> <li>• <b>Factory-installed powerway at base</b></li> <li>• 3-circuit powerway with shared neutral</li> <li>• 3-circuit powerway with separate neutrals</li> <li>• 4-circuit (3+D) powerway</li> <li>• 4-circuit (3I+1) powerway</li> <li>• 4-circuit (2+2) powerway</li> </ul>	<ul style="list-style-type: none"> <li>+\$120</li> <li>+\$147</li> <li>+\$140</li> <li>+\$173</li> <li>+\$173</li> </ul>	<ul style="list-style-type: none"> <li>Specify <i>with 3-circuit power; shared neutrals</i>.</li> <li>Specify <i>with 3-circuit power; separate neutrals</i>.</li> <li>Specify <i>with 4-circuit power; 3+D wiring</i>.</li> <li>Specify <i>with 4-circuit power; 3I+1 wiring</i>.</li> <li>Specify <i>with 4-circuit power; 2+2 wiring</i>.</li> </ul>
<ul style="list-style-type: none"> <li>• <b>Factory-included powerway for field installation for use in New York City</b></li> <li>• 3-circuit powerway with shared neutral</li> <li>• 3-circuit powerway with separate neutrals</li> <li>• 4-circuit (3+D) powerway</li> <li>• 4-circuit (3I+1) powerway</li> <li>• 4-circuit (2+2) powerway</li> </ul>	<ul style="list-style-type: none"> <li>+\$120</li> <li>+\$147</li> <li>+\$140</li> <li>+\$173</li> <li>+\$173</li> </ul>	<ul style="list-style-type: none"> <li>Specify <i>with 3-circuit power; shared neutrals; not installed</i>.</li> <li>Specify <i>with 3-circuit power; separate neutrals; not installed</i>.</li> <li>Specify <i>with 4-circuit power; 3+D wiring; not installed</i>.</li> <li>Specify <i>with 4-circuit power; 3I+1 wiring; not installed</i>.</li> <li>Specify <i>with 4-circuit power; 2+2 wiring; not installed</i>.</li> </ul>

*Tip: Factory-included powerway for field installation option replaces need to order separate powerways.*

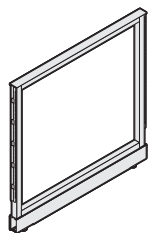
*Tip: Remember to order end-of-run trim and vertical corner trim packages.*

*Tip: Details panel-mounted slatwall will not hang on a 42"H panel with worksurface. There is not enough space above the worksurface and top of panel for the bracket to engage into panel slots.*

Related Products	
<ul style="list-style-type: none"> <li>• Panel trim</li> <li>• Panel connectors</li> <li>• Panel wiring and cabling</li> <li>• Worksurface-height power and communication access</li> </ul>	<ul style="list-style-type: none"> <li>▶ Page 37</li> <li>▶ Page 42</li> <li>▶ Page 46</li> <li>▶ Page 52</li> </ul>

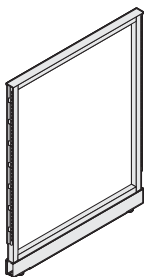
**Specification Information**

• Width                      • Style  
   • Number  
   • Base  
   • Price



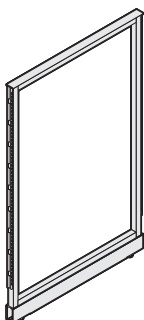
**42"H**

24"	<b>TSAPR4224</b>	\$229
30"	<b>TSAPR4230</b>	\$236
36"	<b>TSAPR4236</b>	\$261
42"	<b>TSAPR4242</b>	\$291
48"	<b>TSAPR4248</b>	\$307
60"	<b>TSAPR4260</b>	\$355
:	:	:



**54"H**

24"	<b>TSAPR5424</b>	\$238
30"	<b>TSAPR5430</b>	\$266
36"	<b>TSAPR5436</b>	\$283
42"	<b>TSAPR5442</b>	\$327
48"	<b>TSAPR5448</b>	\$348
60"	<b>TSAPR5460</b>	\$379
:	:	:



**66"H**

24"	<b>TSAPR6624</b>	\$245
30"	<b>TSAPR6630</b>	\$279
36"	<b>TSAPR6636</b>	\$296
42"	<b>TSAPR6642</b>	\$339
48"	<b>TSAPR6648</b>	\$372
60"	<b>TSAPR6660</b>	\$420
:	:	:



# Laminate Panel Inserts

SIN 711.1



Standard Includes	Required to Specify
<ul style="list-style-type: none"> <li>▶ Need help? See <i>Kick Solutions Specification Guide</i> for product details.</li> <li>• Laminate insert: 2T03 Brushed Silver</li> <li>• Four jamb blocks: 6000 Black plastic only</li> </ul>	Style number

## Specification Information

• Corresponding • Frame Width	• Style • Number	• Price
<b>42"H</b>		
24"	<b>TSAPNL4224</b>	\$ 63
30"	<b>TSAPNL4230</b>	\$ 67
36"	<b>TSAPNL4236</b>	\$ 75
42"	<b>TSAPNL4242</b>	\$ 81
48"	<b>TSAPNL4248</b>	\$ 87
60"	<b>TSAPNL4260</b>	\$101
•	•	•
<b>54"H</b>		
24"	<b>TSAPNL5424</b>	\$ 67
30"	<b>TSAPNL5430</b>	\$ 76
36"	<b>TSAPNL5436</b>	\$ 79
42"	<b>TSAPNL5442</b>	\$ 92
48"	<b>TSAPNL5448</b>	\$ 99
60"	<b>TSAPNL5460</b>	\$109
•	•	•
<b>66"H</b>		
24"	<b>TSAPNL6624</b>	\$ 69
30"	<b>TSAPNL6630</b>	\$ 78
36"	<b>TSAPNL6636</b>	\$ 83
42"	<b>TSAPNL6642</b>	\$ 95
48"	<b>TSAPNL6648</b>	\$107
60"	<b>TSAPNL6660</b>	\$122
•	•	•

SIN 711.1

## Vertical End-of-Run Trim



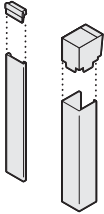
Standard Includes	Required to Specify
<ul style="list-style-type: none"> <li>▶ Need help? See <i>Kick Solutions Specification Guide</i> for product details.</li> <li>• End-of-run trim: paint</li> <li>• One low trim end cap: plastic to match paint</li> </ul>	<ul style="list-style-type: none"> <li>1 Style number</li> <li>2 Paint color number for trim</li> <li>3 Options, if selected (see below)</li> <li>▶ See <i>Surface Materials</i>, page 77.</li> </ul>

Options	Price	Required to Specify
<ul style="list-style-type: none"> <li>• Paint price group 1</li> <li>• Paint price group 2</li> </ul>	No cost +\$11	Specify paint color number. Specify paint color number.
<ul style="list-style-type: none"> <li>• High end cap</li> </ul>	No cost	Specify <i>with high end cap</i> .

Specification Information		
Corresponding Panel Height	Style Number	Base Price
52"	<b>TSAPTE42</b>	\$46
48"	<b>TSAPTE48</b>	\$46
54"	<b>TSAPTE54</b>	\$46
60"	<b>TSAPTE60</b>	\$46
66"	<b>TSAPTE66</b>	\$46
72"	<b>TSAPTE72</b>	\$46
78"	<b>TSAPTE78</b>	\$46
:	:	:

**SIN 711.1**

**Vertical In-Line Change-of-Height Trim**



*Tip: Remember to order change-of-height connector package.*  
▶ Page 42

Standard Includes		Required to Specify	
-------------------	--	---------------------	--

- |   |   |                                    |   |
|---|---|------------------------------------|---|
| ▶ Need help? See <i>Kick Solutions Specification Guide</i> for product details. | <ul style="list-style-type: none"> <li>• Change-of-height trim: paint</li> <li>• Slim profile: one plastic low trim end cap to match paint</li> <li>• Cable routing capacity: one plastic high trim end cap to match paint</li> </ul> | 1 Style number                     | 2 Paint color number for trim             |
|   |   | 3 Options, if selected (see below) | ▶ See <i>Surface Materials</i> , page 77. |

Options	Price	Required to Specify
---------	-------	---------------------

- |                          |  |                  |
|--------------------------|--|------------------|
| <b>Surface Materials</b> | <ul style="list-style-type: none"> <li>• Paint price group 1</li> <li>• Paint price group 2</li> </ul> | No cost<br>+\$11 |
| <b>End Cap</b>           | <ul style="list-style-type: none"> <li>• Slim profile: high end cap</li> </ul>                         | No cost          |

**Specification Information**

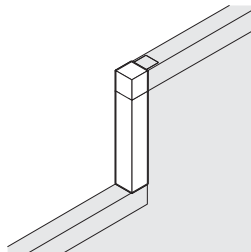
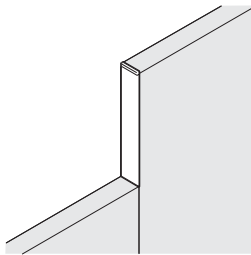
Height	Style Number	Base Price
--------	--------------	------------

**Slim Profile**

6"	<b>TSAPTXS6</b>	\$46
12"	<b>TSAPTXS12</b>	\$46
18"	<b>TSAPTXS18</b>	\$46
24"	<b>TSAPTXS24</b>	\$46
36"	<b>TSAPTXS36</b>	\$46
:	:	:

**With Cable-Routing Capacity**

6"	<b>TSAPTXT6</b>	\$46
12"	<b>TSAPTXT12</b>	\$46
18"	<b>TSAPTXT18</b>	\$46
24"	<b>TSAPTXT24</b>	\$46
36"	<b>TSAPTXT36</b>	\$46
:	:	:



## Vertical Corner Trim Packages

Standard Includes	Required to Specify
<ul style="list-style-type: none"> <li>▶ Need help? See <i>Kick Solutions Specification Guide</i> for product details.</li> <li>• Vertical corner trim: paint</li> <li>• One low trim end cap: plastic to match paint</li> <li>• Carrier: 0835 Black</li> </ul>	<ul style="list-style-type: none"> <li>1 Style number</li> <li>2 Paint color number for vertical corner trim</li> <li>3 Options, if selected (see below)</li> <li>▶ See <i>Surface Materials</i>, page 77.</li> </ul>

Options	Price	Required to Specify
<b>Surface Materials</b> <ul style="list-style-type: none"> <li>• Paint price group 1</li> <li>• Paint price group 2</li> </ul>	No cost +\$11	Specify paint color number. Specify paint color number.
<b>End Cap</b> <ul style="list-style-type: none"> <li>• High end cap for end-of-run configuration</li> <li>• High end cap for L-configuration</li> <li>• High end cap for T-configuration</li> <li>• High end cap for in-line configuration</li> <li>• High end cap for X-configuration</li> </ul>	No cost No cost No cost No cost No cost	Specify with <i>high end cap, end-of-run configuration</i> . Specify with <i>high end cap, L-configuration</i> . Specify with <i>high end cap, T-configuration</i> . Specify with <i>high end cap, in-line configuration</i> . Specify with <i>high end cap, X-configuration</i> .

Tip: High end cap for X-configuration is not required on corner trim with back filler.

### Specification Information

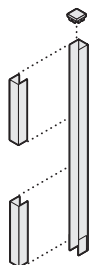
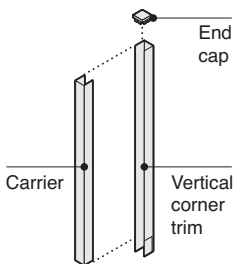
Trim Height	Carrier Height	Style Number	Base Price
-------------	----------------	--------------	------------

#### Vertical Corner Trim

42"	42"	<b>TSAPTC42</b>	\$67
48"	48"	<b>TSAPTC48</b>	\$67
54"	54"	<b>TSAPTC54</b>	\$67
66"	66"	<b>TSAPTC66</b>	\$67
:	:	:	:

#### Vertical Corner Trim with Back Filler

54"	42"	<b>TSAPTCB5442</b>	\$78
66"	42"	<b>TSAPTCB6642</b>	\$78
66"	54"	<b>TSAPTCB6654</b>	\$78
:	:	:	:

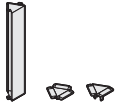


Tip: Back filler is required for some T-configurations to make assembly non-sequential and for some T- and X-configurations for cable routing capability only.

▶ See *Kick Solutions Specification Guide*.

**SIN 711.1**

**120° Vertical Corner Trims**



*Tip: High end cap is not available for 120° vertical trim.*

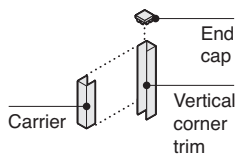
Standard Includes	Required to Specify
<ul style="list-style-type: none"> <li>▶ Need help? See <i>Kick Solutions Specification Guide</i> for product details.</li> <li>• Corner trim: paint</li> <li>• Low trim end caps for two- or three-way connections (one each): plastic to match paint</li> </ul>	<ul style="list-style-type: none"> <li>1 Style number</li> <li>2 Paint color number for trim</li> <li>3 Options, if selected (see below)</li> <li>▶ See <i>Surface Materials</i>, page 77.</li> </ul>

Options	Price	Required to Specify
<b>Surface Materials</b> <ul style="list-style-type: none"> <li>• Paint price group 1</li> <li>• Paint price group 2</li> </ul>	No cost +\$11	Specify paint color number. Specify paint color number.

Specification Information		
Height	Style Number	Base Price
6"	<b>TSAPTCY6</b>	\$46
12"	<b>TSAPTCY12</b>	\$46
18"	<b>TSAPTCY18</b>	\$46
24"	<b>TSAPTCY24</b>	\$46
42"	<b>TSAPTCY42</b>	\$90
48"	<b>TSAPTCY48</b>	\$90
54"	<b>TSAPTCY54</b>	\$90
66"	<b>TSAPTCY66</b>	\$90
:	:	:



## Vertical Corner Change-of-Height Trims



Tip: Vertical corner change-of-height trims can be used with panel stackers.

Standard Includes	Required to Specify
-------------------	---------------------

- |   |   |
|---|---|
| <ul style="list-style-type: none"> <li>▶ Need help? See <i>Kick Solutions Specification Guide</i> for product details.</li> </ul> | <ul style="list-style-type: none"> <li>• Vertical corner trim: paint</li> <li>• One low trim end cap: plastic to match paint</li> <li>• Carrier: 0835 Black</li> </ul>  |
|   | <ul style="list-style-type: none"> <li>1 Style number</li> <li>2 Paint color number for vertical corner trim</li> <li>3 Options, if selected (see below)</li> <li>▶ See <i>Surface Materials</i>, page 77.</li> </ul> |

Options	Price	Required to Specify
---------	-------	---------------------

<b>Surface Materials</b>	<ul style="list-style-type: none"> <li>• Paint price group 1</li> <li>• Paint price group 2</li> </ul>	<p>No cost</p> <p>+\$11</p>	<p>Specify paint color number.</p> <p>Specify paint color number.</p>
<b>End Cap</b>	<ul style="list-style-type: none"> <li>• High end cap for end-of-run configuration</li> <li>• High end cap for L-configuration</li> <li>• High end cap for T-configuration</li> <li>• High end cap for in-line configuration</li> <li>• High end cap for X-configuration</li> </ul>	<p>No cost</p> <p>No cost</p> <p>No cost</p> <p>No cost</p> <p>No cost</p>	<p>Specify with <i>high end cap, end-of-run configuration</i>.</p> <p>Specify with <i>high end cap, L-configuration</i>.</p> <p>Specify with <i>high end cap, T-configuration</i>.</p> <p>Specify with <i>high end cap, in-line configuration</i>.</p> <p>Specify with <i>high end cap, X-configuration</i>.</p>

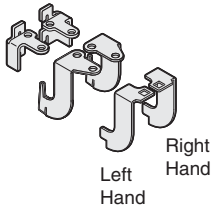
### Specification Information

Trim Height	Style Number	Base Price
6"	<b>TSAPTXC6</b>	\$46
12"	<b>TSAPTXC12</b>	\$46
18"	<b>TSAPTXC18</b>	\$46
24"	<b>TSAPTXC24</b>	\$46
:	:	:

# Panel Connectors

SIN 711.1

## Change-of-Height In-Line and Corner Panel Connector Package



Tip: Change-of-height connectors must be used at top of base panel and each stacker whenever possible to increase stability.

Standard Includes		Required to Specify
<ul style="list-style-type: none"> <li>▶ Need help? See <i>Kick Solutions Specification Guide</i> for product details.</li> </ul>	<ul style="list-style-type: none"> <li>• Two corner and two in-line connectors: paint</li> </ul>	<ul style="list-style-type: none"> <li>1 Style number</li> <li>2 Paint color number for connectors</li> <li>▶ See <i>Surface Materials</i>, page 77.</li> </ul>
Specification Information		
Style Number	Price	
TSAPBCOH	\$28	

## Wall Start Connector Package



Standard Includes		Required to Specify
<ul style="list-style-type: none"> <li>▶ Need help? See <i>Kick Solutions Specification Guide</i> for product details.</li> </ul>	<ul style="list-style-type: none"> <li>• Wall start connector package: black paint</li> </ul>	<ul style="list-style-type: none"> <li>Style number</li> </ul>
Specification Information		
Style Number	Price	
TSAPBWS66	\$28	

## 120° Connectors

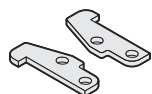


Tip: Two-way, 120° connection requires one package. Three-way, 120° connection requires three packages.

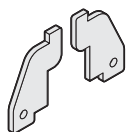
Tip: 120° connector does not allow change-of-height connections.

Standard Includes		Required to Specify
<ul style="list-style-type: none"> <li>▶ Need help? See <i>Kick Solutions Specification Guide</i> for product details.</li> </ul>	<ul style="list-style-type: none"> <li>• 120° connectors: 0835 Black</li> <li>• Package includes two 120° connectors and eight screws</li> </ul>	<ul style="list-style-type: none"> <li>Style number</li> </ul>
Specification Information		
Style Number	Price	
One Package		
TSAPB120	\$ 28	
Twelve Packages		
TSAPB120P	\$283	

## Off-Module Connector—Universal



Top brackets



Bottom brackets

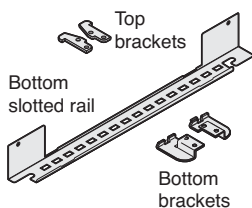
Standard Includes	Required to Specify
-------------------	---------------------

- |   |  |
|---|--|
| <ul style="list-style-type: none"> <li>▶ Need help? See <i>Kick Solutions Specification Guide</i> for product details.</li> </ul> | <ul style="list-style-type: none"> <li>• Universal off-module connector: black only</li> </ul> |
|   | <ul style="list-style-type: none"> <li>Style number</li> </ul>                                 |

Specification Information	
---------------------------	--

Style Number	Price
<b>TSAPBOM</b>	\$28

## Off-Module Connectors—Panel Width-Specific



Bottom slotted rail

Top brackets

Bottom brackets

Standard Includes	Required to Specify
-------------------	---------------------

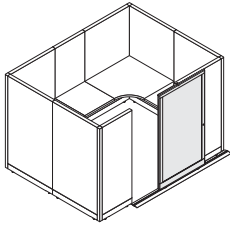
- |   |  |
|---|--|
| <ul style="list-style-type: none"> <li>▶ Need help? See <i>Kick Solutions Specification Guide</i> for product details.</li> </ul> | <ul style="list-style-type: none"> <li>• Panel off-module connector: black only</li> </ul> |
|   | <ul style="list-style-type: none"> <li>Style number</li> </ul>                             |

Specification Information	
---------------------------	--

Style Number	Price
<b>TSAPBOM24</b>	\$109
<b>TSAPBOM30</b>	\$119
<b>TSAPBOM36</b>	\$127
<b>TSAPBOM42</b>	\$135
<b>TSAPBOM48</b>	\$142
<b>TSAPBOM60</b>	\$153

# Kick Sliding Panel Doors

SIN 711.1



Tip: The illustration above shows a left-hand sliding door with a lock on the right side.

Tip: The Kick sliding door is located outside of the panel system when installed in the standard position. The door lock is located on the outside of the door, in the left- or right-hand side of the sliding door frame. Consult the understanding pages for clarification of left-hand and right-hand door lock.  
 ▶ See Kick Solutions Specification Guide.

Tip: Width of the host panel should always be equal to the width of the sliding door.

Tip: Specify lock cylinder and key separately.  
 ▶ See Kick Solutions Specification Guide.

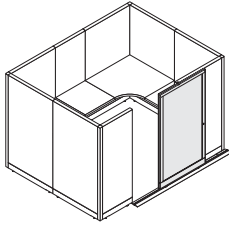
Standard Includes		Required to Specify
▶ Need help? See <i>Kick Solutions Specification Guide</i> for product details.	<ul style="list-style-type: none"> <li>Panel door frame: 4798 Sterling paint only</li> <li>Panel door infill: 6625 Translucent plastic only</li> <li>Floor track</li> <li>Attachment bracket for Kick panel</li> </ul>	1 Style number 2 Options, if selected (see below)

Options	Price	Required to Specify
<b>Lock</b>		
• Lock for left-hand sliding door, lock on right-hand side	+\$278	Specify with <i>left-hand door lock</i> .
• Lock for right-hand sliding door, lock on left-hand side	+\$278	Specify with <i>right-hand door lock</i> .

Specification Information				
Dimensions			Style Number	Base Price
D	W	H		
1¼"	36"	66"	<b>TSAPDSK6636</b>	\$1534
1¼"	42"	66"	<b>TSAPDSK6642</b>	\$1648
1¼"	36"	78"	<b>TSAPDSK7836</b>	\$1705
1¼"	42"	78"	<b>TSAPDSK7842</b>	\$1819

# Sliding Panel Doors

**SIN 711.1**



Tip: The illustration above shows a left-hand sliding door with a lock on the right side.

Tip: The sliding door is located outside of the panel system when installed in the standard position. The door lock is located on the outside of the door, in the left- or right-hand side of the sliding door frame. Consult the understanding pages for clarification of left-hand and right-hand lock.

▶ See Kick Solutions Specification Guide.

Tip: Width of the host panel should always be equal or smaller than the width of the sliding door.

Tip: Specify lock cylinder and key separately.

▶ See Kick Solutions Specification Guide.

Standard Includes		Required to Specify
▶ Need help? See <i>Kick Solutions Specification Guide</i> for product details.	<ul style="list-style-type: none"> <li>Panel door frame: paint price group 1</li> <li>Panel door infill: translucent plastic</li> <li>Floor track</li> <li>Attachment bracket</li> </ul>	1 Style number 2 Paint color number for panel door frame, floor track, and attachment bracket 3 Options, if selected (see below) ▶ See <i>Surface Materials</i> , page 77.

Options	Price	Required to Specify
<b>Surface Materials</b>	<ul style="list-style-type: none"> <li>Paint price group 1: No cost</li> <li>Paint price group 2: +\$ 11</li> </ul>	Specify paint color number. Specify paint color number.
<b>Panel door infill</b>	<ul style="list-style-type: none"> <li>6500 Clear tempered glass: +\$241</li> <li>6541 White laminated glass: +\$375</li> </ul>	Specify with 6500 Clear glass. Specify with 6541 White laminated glass.
<b>Lock</b>	<ul style="list-style-type: none"> <li>Lock for left-hand sliding door, lock on right-hand side: +\$278</li> <li>Lock for right-hand sliding door, lock on left-hand side: +\$278</li> </ul>	Specify with left-hand door lock. Specify with right-hand door lock.

Specification Information		
Dimensions	Style	Base
D W H	Number	Price
:	:	:
:	:	:

Kick Options Doors				
1¼"	36"	66"	<b>TSAPDS06636</b>	\$1941
1¼"	42"	66"	<b>TSAPDS06642</b>	\$2056
1¼"	36"	78"	<b>TSAPDS07836</b>	\$2113
1¼"	42"	78"	<b>TSAPDS07842</b>	\$2227
:	:	:	:	:

Kick System

# Panel Wiring and Cabling

SIN 711.1

## Panel-to-Panel Powerway Connector



Standard Includes	Required to Specify
<ul style="list-style-type: none"> <li>▶ Need help? See <i>Kick Solutions Specification Guide</i> for product details.</li> <li>• Panel-to-panel connector with 3-circuit with shared neutral or 4-circuit 3+D</li> <li>• Package of six</li> </ul>	<ul style="list-style-type: none"> <li>1 Style number</li> <li>2 Options, if selected (see below)</li> </ul>

Wiring Schematics	Options	Price	Required to Specify
	<b>Three-circuit</b> <ul style="list-style-type: none"> <li>• Separate neutrals</li> </ul>	+\$128	Specify <i>with separate neutrals</i> .
	<b>Four-circuit</b> <ul style="list-style-type: none"> <li>• 3I+1 wiring schematic</li> <li>• 2+2 wiring schematic</li> </ul>	+\$101 +\$101	Specify <i>with 3I+1 wiring</i> . Specify <i>with 2+2 wiring</i> .

### Specification Information

Style Number	Base Price

#### 3-Circuit

<b>TSAEMTP3</b>	\$368

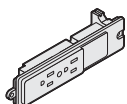
#### 4-Circuit

<b>TSAEMTP4</b>	\$476

## Duplex Receptacles



Standard size



Larger size

Tip: You must specify receptacle to match wiring schematic used in other components.

Tip: For additional color choices, ▶ See the Avenir Systems Furniture Specification Guide.

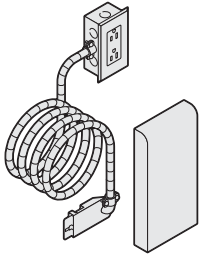
Standard Includes	Required to Specify
▶ Need help? See <i>Kick Solutions Specification Guide</i> for product details.	• Package of six powerway receptacles: 6000 Black plastic • Style number

### Specification Information

Description	Size	Style Number	Price	Style Number	Price
			<b>15-Amp Receptacles</b>		
<b>3-Circuit with Shared Neutral</b>					
Line 1	Standard size	<b>TSAE31DA15S</b>	\$193	<b>TSAE31DA20S</b>	\$289
Line 2	Standard size	<b>TSAE32DA15S</b>	\$193	<b>TSAE32DA20S</b>	\$289
Line 3	Standard size	<b>TSAE33DA15S</b>	\$193	<b>TSAE33DA20S</b>	\$289
<b>3-Circuit with Separate Neutral</b>					
Line A	Standard size	<b>TSAE3ADD15S</b>	\$289	<b>TSAE3ADD20S</b>	\$441
Line B	Standard size	<b>TSAE3BDD15S</b>	\$289	<b>TSAE3BDD20S</b>	\$441
Line C	Larger size	<b>TSAE3CDD15S</b>	\$375	<b>TSAE3CDD20S</b>	\$570
<b>4-Circuit 3+D</b>					
Line 1	Standard size	<b>TSAE31DA15S</b>	\$193	<b>TSAE31DA20S</b>	\$289
Line 2	Standard size	<b>TSAE32DA15S</b>	\$193	<b>TSAE32DA20S</b>	\$289
Line 3	Standard size	<b>TSAE33DA15S</b>	\$193	<b>TSAE33DA20S</b>	\$289
Line 4	Larger size	<b>TSAE34DA15S</b>	\$251	<b>TSAE34DA20S</b>	\$375
<b>4-Circuit with 3I+1 Wiring</b>					
Line 1	Standard size	<b>TSAE31DC15S</b>	\$289	<b>TSAE31DC20S</b>	\$441
Line 2	Standard size	<b>TSAE32DC15S</b>	\$289	<b>TSAE32DC20S</b>	\$441
Line 3	Standard size	<b>TSAE33DC15S</b>	\$289	<b>TSAE33DC20S</b>	\$441
Line 4	Larger size	<b>TSAE34DC15S</b>	\$375	<b>TSAE34DC20S</b>	\$570
<b>4-Circuit with 2+2 Wiring</b>					
Line 1	Standard size	<b>TSAE31DB15S</b>	\$215	<b>TSAE31DB20S</b>	\$324
Line 2	Standard size	<b>TSAE32DB15S</b>	\$215	<b>TSAE32DB20S</b>	\$324
Line 3	Larger size	<b>TSAE33DB15S</b>	\$289	<b>TSAE33DB20S</b>	\$441
Line 4	Larger size	<b>TSAE34DB15S</b>	\$289	<b>TSAE34DB20S</b>	\$441

**SIN 711.1**

**Integrated Power Receptacle Package**



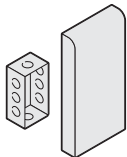
*Tip: Remember to specify powerway with panel wherever integrated power receptacle is used.*

Standard Includes		Required to Specify
<ul style="list-style-type: none"> <li>▶ Need help? See <i>Kick Solutions Specification Guide</i> for product details.</li> </ul>	<ul style="list-style-type: none"> <li>• Package of three</li> <li>• Duplex receptacles with trim plate: black plastic only</li> <li>• Line 1 only</li> <li>• Shroud: black only</li> <li>• 3-circuit with shared neutrals or 4-circuit 3+D</li> </ul>	<ul style="list-style-type: none"> <li>1 Style number</li> <li>2 Options, if selected (see below)</li> </ul>

Options	Price	Required to Specify
<b>Wiring Schematics</b> <b>Three-circuit</b> <ul style="list-style-type: none"> <li>• Separate neutrals</li> </ul>	+\$64	Specify with <i>separate neutrals</i> .
<b>Four-circuit</b> <ul style="list-style-type: none"> <li>• 3I+1 wiring schematic</li> <li>• 2+2 wiring schematic</li> </ul>	+\$83 +\$83	Specify with <i>3I+1 wiring</i> . Specify with <i>2+2 wiring</i> .

Specification Information	
• Style Number	• Base Price
<b>TSAERPWNY</b>	\$461

**Integrated Communication Module Package**



*Tip: Order jacks by calling any of the manufacturers listed below:*

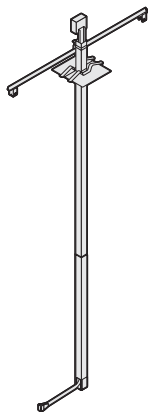
- AMP Corporation  
1.800.522.6752
- Leviton  
1.800.722.2082
- Lucent  
1.800.344.0223
- Krone  
1.800.775.5766
- Panduit  
1.800.777.3300

Standard Includes		Required to Specify
<ul style="list-style-type: none"> <li>▶ Need help? See <i>Kick Solutions Specification Guide</i> for product details.</li> </ul>	<ul style="list-style-type: none"> <li>• Package of three</li> <li>• Communication housing to accommodate customer-supplied voice/data jacks and trim plate: black plastic only</li> <li>• Shroud: black only</li> </ul>	<ul style="list-style-type: none"> <li>Style number</li> </ul>

Specification Information	
• Style Number	• Price
<b>TSAERDWN</b>	\$210



## 2" x 2" Power Poles



Standard Includes		Required to Specify
<ul style="list-style-type: none"> <li>▶ Need help? See <i>Kick Solutions Specification Guide</i> for product details.</li> </ul>	<ul style="list-style-type: none"> <li>• Power pole: paint</li> <li>• Ceiling trim plate: 4790 Sodium paint only</li> <li>• Harness with 3-circuit, with shared neutral, or with 4-circuit 3+D</li> <li>• Junction box</li> <li>• Mounting brackets</li> <li>• Pair of corner change-of-height connectors</li> </ul>	<ul style="list-style-type: none"> <li>1 Style number</li> <li>2 Paint color number for power pole</li> <li>3 Options, if selected (see below)</li> <li>▶ See <i>Surface Materials</i>, page 77.</li> </ul>

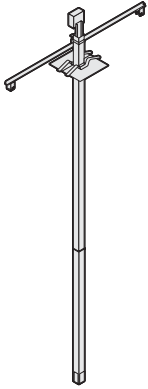
Options	Price	Required to Specify
<b>Surface Materials</b> <ul style="list-style-type: none"> <li>• Paint price group 1</li> <li>• Paint price group 2</li> </ul>	No cost +\$11	Specify paint color number. Specify paint color number.
<b>Wiring Schematics</b> <ul style="list-style-type: none"> <li>• <b>Three-circuit</b></li> <li>• Separate neutrals</li> </ul>	+\$11	Specify <i>with separate neutrals</i> .
<ul style="list-style-type: none"> <li>• <b>Four-circuit</b></li> <li>• 3I+1 wiring schematic</li> <li>• 2+2 wiring schematic</li> </ul>	+\$11 +\$11	Specify <i>with 3I+1 wiring</i> . Specify <i>with 2+2 wiring</i> .

### Specification Information

Panel Height	Style Number	Base Price	Style Number	Base Price
	<b>3-Circuit</b>		<b>4-Circuit</b>	
42"	<b>TSAEP342</b>	\$408	<b>TSAEP442</b>	\$464
48"	<b>TSAEP348</b>	\$398	<b>TSAEP448</b>	\$452
54"	<b>TSAEP354</b>	\$408	<b>TSAEP454</b>	\$464
66"	<b>TSAEP366</b>	\$408	<b>TSAEP466</b>	\$464
:	:	:	:	:

**SIN 711.1**

**2" x 2" Cable Poles**



Standard Includes		Required to Specify
<ul style="list-style-type: none"> <li>▶ Need help? See <i>Kick Solutions Specification Guide</i> for product details.</li> </ul>	<ul style="list-style-type: none"> <li>• Cable pole: paint</li> <li>• Ceiling trim plate: 4790 Sodium paint only</li> <li>• Junction box</li> <li>• Mounting brackets</li> <li>• Pair of corner change-of-height connectors</li> </ul>	<ul style="list-style-type: none"> <li>1 Style number</li> <li>2 Paint color number for cable pole</li> <li>3 Options, if selected (see below)</li> <li>▶ See <i>Surface Materials</i>, page 77.</li> </ul>

Options	Price	Required to Specify
<b>Surface Materials</b> <ul style="list-style-type: none"> <li>• Paint price group 1</li> <li>• Paint price group 2</li> </ul>	No cost +\$11	Specify paint color number. Specify paint color number.

Specification Information		
Panel Height	Style Number	Base Price
42"	<b>TSAEPC42</b>	\$371
48"	<b>TSAEPC48</b>	\$363
54"	<b>TSAEPC54</b>	\$371
66"	<b>TSAEPC66</b>	\$371
:	:	:

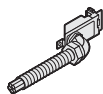
## Base Power-Ins and Breakaway Base Power-Ins (OSHPD)

Standard Includes	Required to Specify
<ul style="list-style-type: none"> <li>▶ Need help? See <i>Kick Solutions Specification Guide</i> for product details.</li> <li>• Right-angle base power-in assembly, if base power-in assembly selected</li> <li>• Breakaway base power-in assembly, if selected</li> <li>• 6' long, 1/2" diameter conduit: black plastic only</li> <li>• 3-circuit with shared neutral or 4-circuit 3+D</li> </ul>	<ul style="list-style-type: none"> <li>1 Style number</li> <li>2 Paint color number is required for base power-in for use in New York City</li> <li>3 Options, if selected (see below)</li> <li>▶ See <i>Surface Materials</i>, page 77.</li> </ul>

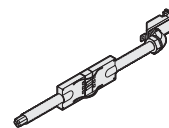
Options	Price	Required to Specify
<b>Wiring Schematics</b> <b>Three-circuit</b> <ul style="list-style-type: none"> <li>• Separate neutrals</li> </ul>	+\$33	Specify with <i>separate neutrals</i> .
<b>Four-circuit</b> <ul style="list-style-type: none"> <li>• 3I+1 wiring schematic</li> <li>• 2+2 wiring schematic</li> </ul>	+\$41 +\$41	Specify with <i>3I+1 wiring</i> . Specify with <i>2+2 wiring</i> .

### Specification Information

#### Base Power-Ins



#### Breakaway Base Power-Ins



Fits	Style Number	Base Price	Style Number	Base Price

### 3-Circuit

Standard- or larger-size opening	<b>TSAE98669</b>	\$236	<b>TSAE98669C</b>	\$286
----------------------------------	------------------	-------	-------------------	-------

#### For Use in New York City

Standard- or larger-size opening	<b>TSAE986691</b>	\$236		
----------------------------------	-------------------	-------	--	--

### 4-Circuit

Standard- or larger-size opening	<b>TSAE986694</b>	\$256	<b>TSAE986694C</b>	\$311
----------------------------------	-------------------	-------	--------------------	-------


#### For Use in New York City

Standard- or larger-size opening	<b>TSAE987801</b>	\$256		
----------------------------------	-------------------	-------	--	--

# Worksurface-Height Power and Communication Access

SIN 711.1

## Panel-Mounted Receptacle Package



Standard Includes	Required to Specify
<ul style="list-style-type: none"> <li>▶ Need help? See <i>Kick Solutions Specification Guide</i> for product details.</li> <li>• Package of three</li> <li>• Duplex receptacles: black plastic only</li> <li>• 9' cord with three-prong plug: black plastic only</li> </ul>	Style number

Specification Information	
• Style Number	• Price
<b>TSAERPP</b>	\$157

## Panel-Mounted Communication Module Package



*Tip: Many of the AMP, AT&T, Krone, Leviton, and other commercially available data terminals can be used—terminals must be of a design that will snap into 0.695 x 0.650, 0.590 x 0.790, or 0.590 x 0.750 openings, in 0.064 maximum thick face plates.*


*Tip: Order jacks by calling any of the manufacturers listed below:*

- AMP Corporation  
1.800.522.6752
- Leviton  
1.800.722.2082
- Lucent  
1.800.344.0223
- Krone  
1.800.775.5766
- Panduit  
1.800.777.3300

Standard Includes	Required to Specify
<ul style="list-style-type: none"> <li>▶ Need help? See <i>Kick Solutions Specification Guide</i> for product details.</li> <li>• Package of three</li> <li>• Communication housing includes face plates to accommodate customer-supplied voice/data jacks: black plastic only</li> </ul>	Style number

Specification Information	
• Style Number	• Price
<b>TSAERDP</b>	\$98

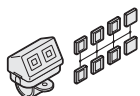
## Worksurface-Mounted Receptacle Package



Standard Includes	Required to Specify
<ul style="list-style-type: none"> <li>▶ Need help? See <i>Kick Solutions Specification Guide</i> for product details.</li> <li>• Package of three</li> <li>• Duplex receptacles: black plastic only</li> <li>• 9' cord with three-prong plug: black plastic only</li> </ul>	Style number

Specification Information	
• Style Number	• Price
TSAERPW	\$157

## Worksurface-Mounted Communication Module Package



*Tip: Many of the AMP, AT&T, Krone, Leviton, and other commercially available data terminals can be used—terminals must be of a design that will snap into 0.695 x 0.650, 0.590 x 0.790, or 0.590 x 0.750 openings, in 0.064 maximum thick face plates.*

*Tip: Order jacks by calling any of the manufacturers listed below:*

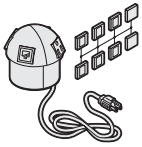
- AMP Corporation  
1.800.522.6752
- Leviton  
1.800.722.2082
- Lucent  
1.800.344.0223
- Krone  
1.800.775.5766
- Punduit  
1.800.777.3300

Standard Includes	Required to Specify
<ul style="list-style-type: none"> <li>▶ Need help? See <i>Kick Solutions Specification Guide</i> for product details.</li> <li>• Package of three</li> <li>• Communication housing includes face plates to accommodate customer-supplied voice/data jacks: black plastic only</li> </ul>	Style number

Specification Information	
• Style Number	• Price
TSAERDW	\$98

**SIN 711.1**

**Worksurface-Mounted Power and Communication Sphere**



*Tip: Sphere is field installed. Use 3"-diameter drill to cut mounting hole at desired location.*

*Tip: Order jacks by calling any of the manufacturers listed below:*

- AMP Corporation  
1.800.522.6752
- Leviton  
1.800.722.2082
- Lucent  
1.800.344.0223
- Krone  
1.800.775.5766
- Punduit  
1.800.777.3300

Standard Includes	Required to Specify
<ul style="list-style-type: none"> <li>▶ Need help? See <i>Kick Solutions Specification Guide</i> for product details.</li> <li>• Sphere with two simplex electrical outlets: black plastic</li> <li>• Face plates to accommodate two customer-supplied voice/data jacks: black plastic</li> <li>• 6' power cord with three-prong plug: black plastic</li> </ul>	<ul style="list-style-type: none"> <li>• Style number</li> </ul>

Specification Information	
• Style Number	• Price
PTDMGB3	\$230

**Grommet Package**



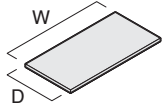
*Tip: Grommet requires a 3" diameter hole in worksurface.*

Standard Includes	Required to Specify
<ul style="list-style-type: none"> <li>▶ Need help? See <i>Kick Solutions Specification Guide</i> for product details.</li> <li>• Package of 10 grommets: black plastic</li> </ul>	<ul style="list-style-type: none"> <li>• Style number</li> </ul>

Specification Information	
• Style Number	• Price
TSAEGROM	\$47

# TS Series Straight Worksurfaces

SIN 711.1



Tip: Long worksurface spans require additional support. Reinforcing channels allow for unsupported spans up to 72".

▶ Page 69

Standard Includes		Required to Specify
▶ Need help? See <i>Kick Solutions Specification Guide</i> for product details.	<ul style="list-style-type: none"> <li>• 1<sup>3</sup>/<sub>16</sub>"-thick worksurface: Low-Pressure Laminate or High-Pressure Laminate</li> <li>• 3 mm radius profile edge on user's side: plastic</li> <li>• Side and back edges: plastic default to match user's side</li> </ul>	<ol style="list-style-type: none"> <li>1 Style number</li> <li>2 Low-Pressure Laminate or High-Pressure Laminate color number for worksurface, as appropriate</li> <li>3 Plastic edge band color number for work-surface</li> <li>4 Options, if selected (see below)</li> </ol> <p>▶ See <i>Surface Materials</i>, page 77.</p>

Options	Price	Required to Specify
<b>Surface Materials</b> <ul style="list-style-type: none"> <li>• High-Pressure Laminate worksurfaces</li> <li>• Open Line laminate</li> </ul>	+\$64 plus cost of laminate	▶ See <i>Surface Materials Reference Manual</i> .
<b>Related Products</b> <ul style="list-style-type: none"> <li>• Worksurface-height power and communication access</li> <li>• Worksurface legs and supports</li> <li>• Reinforcing channel</li> <li>• Grommet package</li> </ul>		▶ Page 52 ▶ Page 68 ▶ Page 69 ▶ Page 70

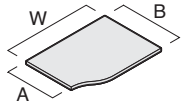
Specification Information											
Dimensions		Style Number	Price	Style Number	Base Price	Dimensions		Style Number	Price	Style Number	Base Price
D	W	LPL		HPL		D	W	LPL		HPL	
18"	24"	<b>TSAWLR1824</b>	\$112	<b>TSAWHR1824</b>	\$148	24"	54"	<b>TSAWLR2454</b>	\$215	<b>TSAWHR2454</b>	\$256
18"	30"	<b>TSAWLR1830</b>	\$116	<b>TSAWHR1830</b>	\$160	24"	60"	<b>TSAWLR2460</b>	\$237	<b>TSAWHR2460</b>	\$275
18"	36"	<b>TSAWLR1836</b>	\$131	<b>TSAWHR1836</b>	\$171	24"	66"	<b>TSAWLR2466</b>	\$257	<b>TSAWHR2466</b>	\$310
18"	42"	<b>TSAWLR1842</b>	\$142	<b>TSAWHR1842</b>	\$185	24"	72"	<b>TSAWLR2472</b>	\$266	<b>TSAWHR2472</b>	\$346
18"	48"	<b>TSAWLR1848</b>	\$166	<b>TSAWHR1848</b>	\$224	30"	24"	<b>TSAWLR3024</b>	\$140	<b>TSAWHR3024</b>	\$173
18"	54"	<b>TSAWLR1854</b>	\$192	<b>TSAWHR1854</b>	\$240	30"	30"	<b>TSAWLR3030</b>	\$156	<b>TSAWHR3030</b>	\$193
18"	60"	<b>TSAWLR1860</b>	\$207	<b>TSAWHR1860</b>	\$258	30"	36"	<b>TSAWLR3036</b>	\$170	<b>TSAWHR3036</b>	\$211
18"	66"	<b>TSAWLR1866</b>	\$222	<b>TSAWHR1866</b>	\$300	30"	42"	<b>TSAWLR3042</b>	\$192	<b>TSAWHR3042</b>	\$238
18"	72"	<b>TSAWLR1872</b>	\$232	<b>TSAWHR1872</b>	\$336	30"	48"	<b>TSAWLR3048</b>	\$211	<b>TSAWHR3048</b>	\$232
24"	24"	<b>TSAWLR2424</b>	\$126	<b>TSAWHR2424</b>	\$164	30"	54"	<b>TSAWLR3054</b>	\$241	<b>TSAWHR3054</b>	\$299
24"	30"	<b>TSAWLR2430</b>	\$132	<b>TSAWHR2430</b>	\$176	30"	60"	<b>TSAWLR3060</b>	\$271	<b>TSAWHR3060</b>	\$335
24"	36"	<b>TSAWLR2436</b>	\$145	<b>TSAWHR2436</b>	\$186	30"	66"	<b>TSAWLR3066</b>	\$292	<b>TSAWHR3066</b>	\$362
24"	42"	<b>TSAWLR2442</b>	\$166	<b>TSAWHR2442</b>	\$204	30"	72"	<b>TSAWLR3072</b>	\$318	<b>TSAWHR3072</b>	\$393
24"	48"	<b>TSAWLR2448</b>	\$189	<b>TSAWHR2448</b>	\$242						

Tip: Standard worksurfaces are 1<sup>3</sup>/<sub>16</sub>" thick. However, the actual thickness between Low-Pressure Laminate (LPL) and High-Pressure Laminate (HPL) worksurfaces is slightly different. It is recommended that only worksurfaces of the same type are specified in a given application. In addition, there may be sheen or texture differences when using LPL and HPL in adjacent applications. Please use caution when mixing and matching different work-surface types.

Straight Worksurfaces										
	24"	30"	36"	42"	48"	54"	60"	66"	72"	
18"										
	432 sq. in.	540 sq. in.	648 sq. in.	756 sq. in.	864 sq. in.	972 sq. in.	1080 sq. in.	1188 sq. in.	1296 sq. in.	
24"										
	576 sq. in.	720 sq. in.	864 sq. in.	1008 sq. in.	1152 sq. in.	1296 sq. in.	1440 sq. in.	1584 sq. in.	1728 sq. in.	
30"										
	720 sq. in.	900 sq. in.	1080 sq. in.	1260 sq. in.	1440 sq. in.	1620 sq. in.	1800 sq. in.	1980 sq. in.	2160 sq. in.	

# TS Series Transition Worksurfaces

SIN 711.1



Tip: Standard worksurfaces are 13/16" thick. However, the actual thickness between Low-Pressure Laminate (LPL) and High-Pressure Laminate (HPL) worksurfaces is slightly different. It is recommended that only worksurfaces of the same type are specified in a given application. In addition, there may be sheen or texture differences when using LPL and HPL in adjacent applications. Please use caution when mixing and matching different work surface types.

Standard Includes	Required to Specify
-------------------	---------------------

- |   |   |  |
|---|---|--|
| <ul style="list-style-type: none"> <li>▶ Need help? See <i>Kick Solutions Specification Guide</i> for product details.</li> </ul> | <ul style="list-style-type: none"> <li>• 1 3/16"-thick worksurface: Low-Pressure Laminate or High-Pressure Laminate</li> <li>• 3 mm radius profile edge on user's side: plastic</li> <li>• Side and back edges: plastic default to match user's side</li> </ul> | <ol style="list-style-type: none"> <li>1 Style number</li> <li>2 Low-Pressure Laminate or High-Pressure Laminate color number for worksurface, as appropriate</li> <li>3 Plastic edge band color number for worksurface</li> <li>4 Options, if selected (see below)</li> </ol> <p>▶ See <i>Surface Materials</i>, page 77.</p> |
|---|---|--|

Options	Price	Required to Specify
---------	-------	---------------------

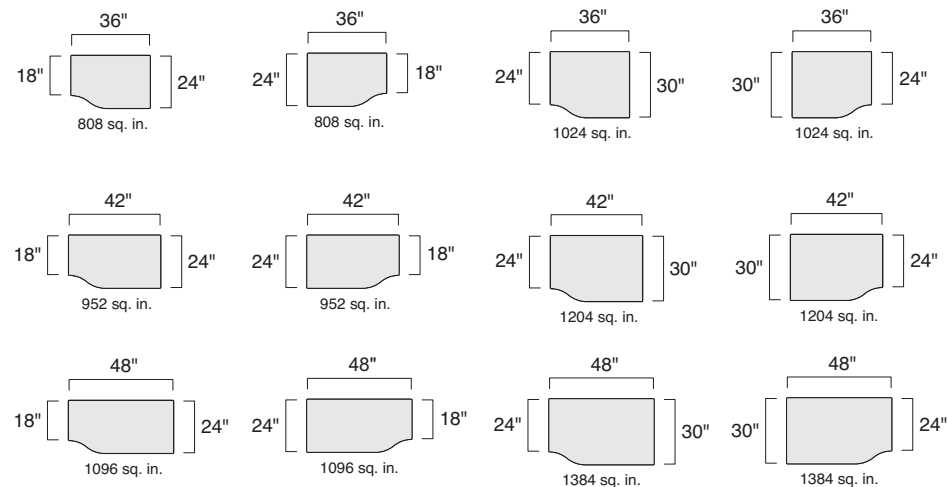
<b>Surface Materials</b>	<b>High-Pressure Laminate worksurfaces</b>	
	<ul style="list-style-type: none"> <li>• Open Line laminate +\$64 plus cost of laminate</li> </ul>	▶ See <i>Surface Materials Reference Manual</i> .

<b>Related Products</b>	<ul style="list-style-type: none"> <li>• Worksurface-height power and communication access</li> <li>• Worksurface legs and supports</li> <li>• Grommet package</li> </ul>	<ul style="list-style-type: none"> <li>▶ Page 52</li> <li>▶ Page 68</li> <li>▶ Page 70</li> </ul>
-------------------------	---	---

### Specification Information

• Depth	• Width		• Style Number	• Price	• Base Price	
	A	B			LPL	HPL
18"	24"	36"	<b>TSAWLX1236</b>	\$249	<b>TSAWHX1236</b>	\$309
18"	24"	42"	<b>TSAWLX1242</b>	\$272	<b>TSAWHX1242</b>	\$338
18"	24"	48"	<b>TSAWLX1248</b>	\$326	<b>TSAWHX1248</b>	\$404
24"	18"	36"	<b>TSAWLX2136</b>	\$249	<b>TSAWHX2136</b>	\$309
24"	18"	42"	<b>TSAWLX2142</b>	\$272	<b>TSAWHX2142</b>	\$338
24"	18"	48"	<b>TSAWLX2148</b>	\$326	<b>TSAWHX2148</b>	\$404
24"	30"	36"	<b>TSAWLX2336</b>	\$279	<b>TSAWHX2336</b>	\$365
24"	30"	42"	<b>TSAWLX2342</b>	\$307	<b>TSAWHX2342</b>	\$384
24"	30"	48"	<b>TSAWLX2348</b>	\$366	<b>TSAWHX2348</b>	\$447
30"	24"	36"	<b>TSAWLX3236</b>	\$279	<b>TSAWHX3236</b>	\$365
30"	24"	42"	<b>TSAWLX3242</b>	\$307	<b>TSAWHX3242</b>	\$384
30"	24"	48"	<b>TSAWLX3248</b>	\$366	<b>TSAWHX3248</b>	\$447

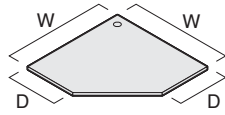
### Transition Worksurfaces





# TS Series Straight Corner Worksurfaces

SIN 711.1



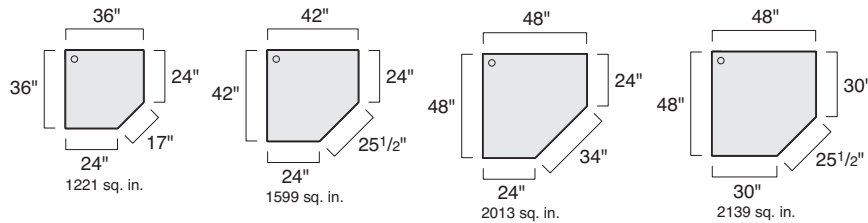
*Tip: Standard worksurfaces are 1 3/16" thick. However, the actual thickness between Low-Pressure Laminate (LPL) and High-Pressure Laminate (HPL) worksurfaces is slightly different. It is recommended that only worksurfaces of the same type are specified in a given application. In addition, there may be sheen or texture differences when using LPL and HPL in adjacent applications. Please use caution when mixing and matching different work surface types.*

Standard Includes	Required to Specify
<ul style="list-style-type: none"> <li>▶ Need help? See <i>Kick Solutions Specification Guide</i> for product details.</li> <li>• 1 3/16"-thick worksurface: Low-Pressure Laminate or High-Pressure Laminate</li> <li>• 3 mm radius profile edge on user's side: plastic</li> <li>• Side and back edges: plastic default to match user's side</li> <li>• Grommet: black plastic only</li> <li>• Corner bracket: black paint only</li> </ul>	<ol style="list-style-type: none"> <li>1 Style number</li> <li>2 Low-Pressure Laminate or High-Pressure Laminate color number for worksurface, as appropriate</li> <li>3 Plastic edge band color number for worksurface</li> <li>4 Options, if selected (see below)</li> </ol> <p>▶ See <i>Surface Materials</i>, page 77.</p>

Options	Price	Required to Specify
<b>Surface Materials</b> <ul style="list-style-type: none"> <li>• High-Pressure Laminate worksurfaces</li> <li>• Open Line laminate</li> </ul>	+\$64 plus cost of laminate	▶ See <i>Surface Materials Reference Manual</i> .
<b>Related Products</b> <ul style="list-style-type: none"> <li>• Worksurface-height power and communication access</li> <li>• Worksurface legs and supports</li> </ul>		▶ Page 52 ▶ Page 68

Specification Information					
Dimensions	Style	Price	Style	Base	
D	W		Number	Price	
			LPL	HPL	
24"	36"	\$270	<b>TSAWLCF2436</b>	<b>TSAWHCF2436</b>	\$336
24"	42"	\$310	<b>TSAWLCF2442</b>	<b>TSAWHCF2442</b>	\$385
24"	48"	\$332	<b>TSAWLCF2448</b>	<b>TSAWHCF2448</b>	\$412
30"	48"	\$361	<b>TSAWLCF3048</b>	<b>TSAWHCF3048</b>	\$448
.	.	.	.	.	.

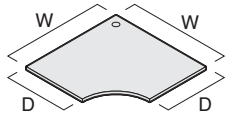
### Straight Corner Worksurfaces



Kick System

# TS Series Curved Corner Worksurfaces

SIN 711.1



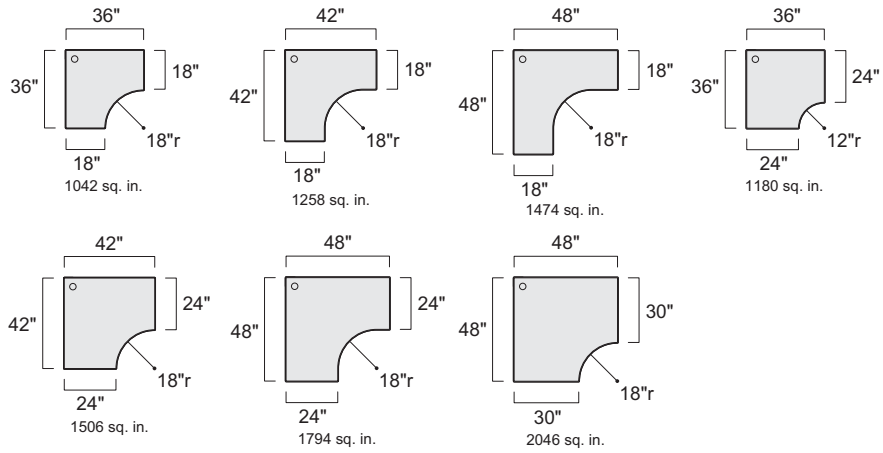
Tip: Standard worksurfaces are 13/16" thick. However, the actual thickness between Low-Pressure Laminate (LPL) and High-Pressure Laminate (HPL) worksurfaces is slightly different. It is recommended that only worksurfaces of the same type are specified in a given application. In addition, there may be sheen or texture differences when using LPL and HPL in adjacent applications. Please use caution when mixing and matching different work surface types.

Standard Includes	Required to Specify
<ul style="list-style-type: none"> <li>▶ Need help? See <i>Kick Solutions Specification Guide</i> for product details.</li> <li>• 1 3/16"-thick worksurface: Low-Pressure Laminate or High-Pressure Laminate</li> <li>• 3 mm radius profile edge on user's side: plastic</li> <li>• Side and back edges: plastic default to match user's side</li> <li>• Grommet: black plastic only</li> <li>• Corner bracket: black paint only</li> </ul>	<ol style="list-style-type: none"> <li>1 Style number</li> <li>2 Low-Pressure Laminate or High-Pressure Laminate color number for worksurface, as appropriate</li> <li>3 Plastic edge band color number for worksurface</li> <li>4 Options, if selected (see below)</li> </ol> <p>▶ See <i>Surface Materials</i>, page 77.</p>

Options	Price	Required to Specify
<b>Surface Materials</b> • High-Pressure Laminate worksurfaces • Open Line laminate	+\$64 plus cost of laminate	▶ See <i>Surface Materials Reference Manual</i> .
<b>Related Products</b> • Worksurface-height power and communication access • Worksurface legs and supports		▶ Page 52 ▶ Page 68

Specification Information					
• Dimensions		• Style Number	• Price	• Style Number	• Base Price
D	W	LPL		HPL	
18"	36"	<b>TSAWLCC1836</b>	\$307	<b>TSAWHCC1836</b>	\$379
18"	42"	<b>TSAWLCC1842</b>	\$340	<b>TSAWHCC1842</b>	\$404
18"	48"	<b>TSAWLCC1848</b>	\$374	<b>TSAWHCC1848</b>	\$452
24"	36"	<b>TSAWLCC2436</b>	\$295	<b>TSAWHCC2436</b>	\$366
24"	42"	<b>TSAWLCC2442</b>	\$326	<b>TSAWHCC2442</b>	\$404
24"	48"	<b>TSAWLCC2448</b>	\$361	<b>TSAWHCC2448</b>	\$448
30"	48"	<b>TSAWLCC3048</b>	\$416	<b>TSAWHCC3048</b>	\$516
:	:	:	:	:	:

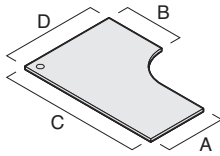
**Curved Corner Worksurfaces**



# TS Series Left-Hand Extended Curved Corner Worksurfaces

TS Series Left-Hand  
Extended Curved Corner  
Worksurfaces

SIN 711.1



Tip: Long work surface spans require additional support. Reinforcing channels allow for unsupported spans up to 72".

▶ Page 69

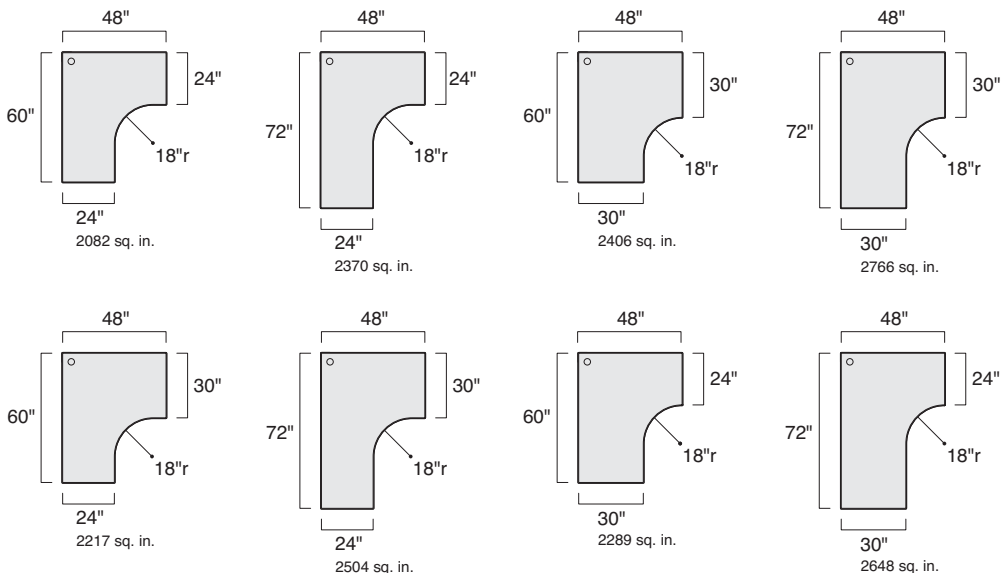
Tip: Standard work surfaces are 1 3/16" thick. However, the actual thickness between Low-Pressure Laminate (LPL) and High-Pressure Laminate (HPL) work surfaces is slightly different. It is recommended that only work surfaces of the same type are specified in a given application. In addition, there may be sheen or texture differences when using LPL and HPL in adjacent applications. Please use caution when mixing and matching different work surface types.

Standard Includes	Required to Specify
<ul style="list-style-type: none"> <li>▶ Need help? See <i>Kick Solutions Specification Guide</i> for product details.</li> <li>• 1 3/16"-thick work surface: Low-Pressure Laminate or High-Pressure Laminate</li> <li>• 3 mm radius profile edge on user's side: plastic</li> <li>• Side and back edges: plastic default to match user's side</li> <li>• Grommet: black plastic only</li> <li>• Corner bracket: black paint only</li> </ul>	<ol style="list-style-type: none"> <li>1 Style number</li> <li>2 Low-Pressure Laminate or High-Pressure Laminate color number for work surface, as appropriate</li> <li>3 Plastic edge band color number for work surface</li> <li>4 Options, if selected (see below)</li> </ol> <p>▶ See <i>Surface Materials</i>, page 77.</p>

Options	Price	Required to Specify
<b>Surface Materials</b> • High-Pressure Laminate work surfaces • Open Line laminate	+\$64 plus cost of laminate	▶ See <i>Surface Materials Reference Manual</i> .
<b>Related Products</b> • Work surface-height power and communication access • Work surface legs and supports • Reinforcing channel		▶ Page 52 ▶ Page 68 ▶ Page 69

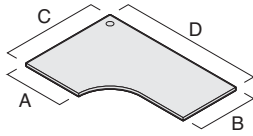
Specification Information							
Dimensions				Style Number	Price	Style Number	Base Price
A	B	C	D				
24"	24"	60"	48"	<b>TSAWLE2264</b>	\$486	<b>TSAWHE2264</b>	\$635
24"	24"	72"	48"	<b>TSAWLE2274</b>	\$580	<b>TSAWHE2274</b>	\$744
24"	30"	60"	48"	<b>TSAWLE2364</b>	\$501	<b>TSAWHE2364</b>	\$692
24"	30"	72"	48"	<b>TSAWLE2374</b>	\$596	<b>TSAWHE2374</b>	\$806
30"	24"	60"	48"	<b>TSAWLE3264</b>	\$501	<b>TSAWHE3264</b>	\$621
30"	24"	72"	48"	<b>TSAWLE3274</b>	\$596	<b>TSAWHE3274</b>	\$738
30"	30"	60"	48"	<b>TSAWLE3364</b>	\$516	<b>TSAWHE3364</b>	\$640
30"	30"	72"	48"	<b>TSAWLE3374</b>	\$612	<b>TSAWHE3374</b>	\$759

### Left-Hand Extended Curved Corner Worksurfaces



# TS Series Right-Hand Extended Curved Corner Worksurfaces

SIN 711.1



Tip: Long worksurface spans require additional support. Reinforcing channels allow for unsupported spans up to 72".

▶ Page 69

Tip: Standard worksurfaces are 1 3/16" thick. However, the actual thickness between Low-Pressure Laminate (LPL) and High-Pressure Laminate (HPL) worksurfaces is slightly different. It is recommended that only worksurfaces of the same type are specified in a given application. In addition, there may be sheen or texture differences when using LPL and HPL in adjacent applications. Please use caution when mixing and matching different work-surface types.

## Standard Includes

- ▶ Need help? See *Kick Solutions Specification Guide* for product details.
- 1 3/16"-thick worksurface: Low-Pressure Laminate or High-Pressure Laminate
- 3 mm radius profile edge on user's side: plastic
- Side and back edges: plastic default to match user's side
- Grommet: black plastic only
- Corner bracket: black paint only

## Required to Specify

- 1 Style number
  - 2 Low-Pressure Laminate or High-Pressure Laminate color number for worksurface, as appropriate
  - 3 Plastic edge band color number for worksurface
  - 4 Options, if selected (see below)
- ▶ See *Surface Materials*, page 77.

## Options Price Required to Specify

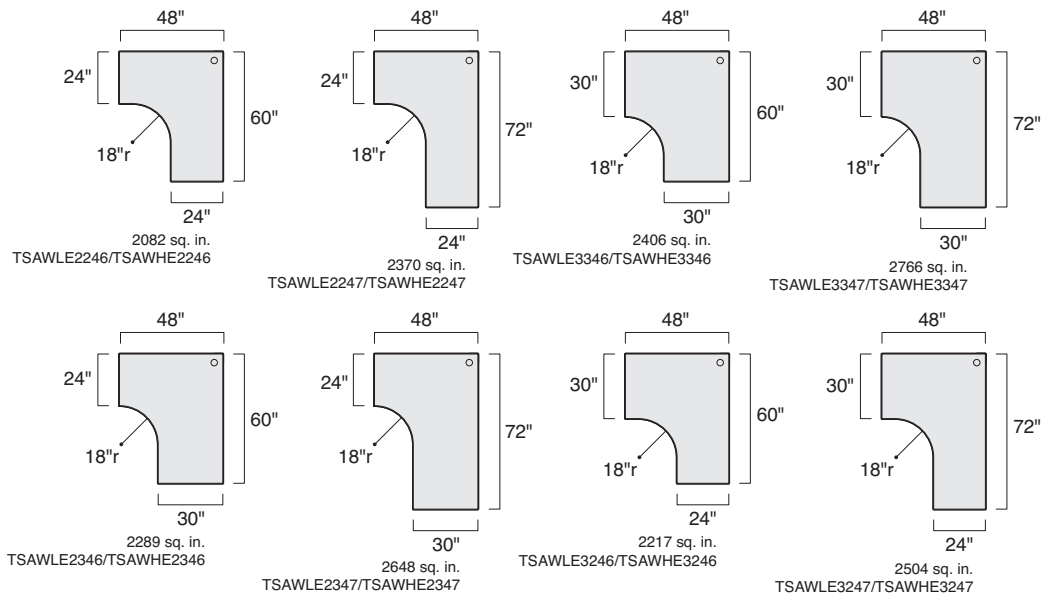
Surface Materials	High-Pressure Laminate worksurfaces	Price	Required to Specify
	• Open Line laminate	+\$64 plus cost of laminate	▶ See <i>Surface Materials Reference Manual</i> .

Related Products		
	• Worksurface-height power and communication access	▶ Page 52
	• Worksurface legs and supports	▶ Page 68
	• Reinforcing channel	▶ Page 69

## Specification Information

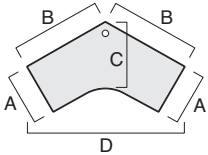
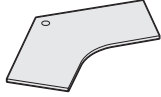
Dimensions	A	B	C	D	Style Number LPL	Price	Style Number HPL	Base Price
24"	24"	48"	60"		<b>TSAWLE2246</b>	\$486	<b>TSAWHE2246</b>	\$635
24"	24"	48"	72"		<b>TSAWLE2247</b>	\$580	<b>TSAWHE2247</b>	\$744
24"	30"	48"	60"		<b>TSAWLE2346</b>	\$501	<b>TSAWHE2346</b>	\$692
24"	30"	48"	72"		<b>TSAWLE2347</b>	\$596	<b>TSAWHE2347</b>	\$806
30"	24"	48"	60"		<b>TSAWLE3246</b>	\$501	<b>TSAWHE3246</b>	\$621
30"	24"	48"	72"		<b>TSAWLE3247</b>	\$596	<b>TSAWHE3247</b>	\$738
30"	30"	48"	60"		<b>TSAWLE3346</b>	\$516	<b>TSAWHE3346</b>	\$640
30"	30"	48"	72"		<b>TSAWLE3347</b>	\$612	<b>TSAWHE3347</b>	\$759

## Right-Hand Extended Curved Corner Worksurfaces



# TS Series 120° Corner Worksurfaces

SIN 711.1



Tip: Standard worksurfaces are 13/16" thick. However, the actual thickness between Low-Pressure Laminate (LPL) and High-Pressure Laminate (HPL) worksurfaces is slightly different. It is recommended that only worksurfaces of the same type are specified in a given application. In addition, there may be sheen or texture differences when using LPL and HPL in adjacent applications. Please use caution when mixing and matching different worksurface types.

Standard Includes	Required to Specify
-------------------	---------------------

- |   |   |  |
|---|---|--|
| <ul style="list-style-type: none"> <li>▶ Need help? See <i>Kick Solutions Specification Guide</i> for product details.</li> </ul> | <ul style="list-style-type: none"> <li>• 13/16"-thick worksurface: Low-Pressure Laminate or High-Pressure Laminate</li> <li>• 3 mm radius profile edge on user's side: plastic</li> <li>• Side and back edges: plastic default to match user's side</li> <li>• Grommet: black plastic only</li> <li>• Corner bracket: black paint only</li> </ul> | <ol style="list-style-type: none"> <li>1 Style number</li> <li>2 Low-Pressure Laminate or High-Pressure Laminate color number for worksurface, as appropriate</li> <li>3 Plastic edge band color number for worksurface</li> <li>4 Options, if selected (see below)</li> </ol> <p>▶ See <i>Surface Materials</i>, page 77.</p> |
|---|---|--|

Options	Price	Required to Specify
---------	-------	---------------------

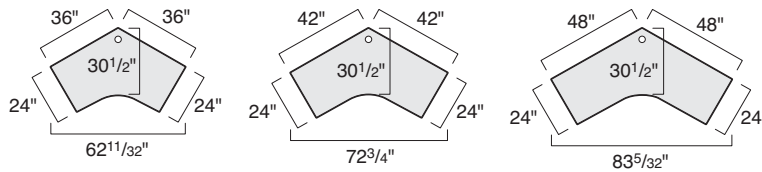
<b>Surface Materials</b>	<b>High-Pressure Laminate worksurfaces</b>	
	<ul style="list-style-type: none"> <li>• Open Line laminate +\$64 plus cost of laminate</li> </ul>	▶ See <i>Surface Materials Reference Manual</i> .

<b>Related Products</b>	<ul style="list-style-type: none"> <li>• Worksurface-height power and communication access</li> <li>• Worksurface legs and supports</li> </ul>	<p>▶ Page 52</p> <p>▶ Page 68</p>
-------------------------	--	-----------------------------------

Specification Information							
• Dimensions				• Style	• Price	• Style	• Base
A	B	C	D	Number	:	Number	Price
:	:	:	:	LPL	:	HPL	:

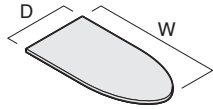
24"	36"	30 1/2"	63 11/32"	<b>TSAWLY2436</b>	\$501	<b>TSAWHY2436</b>	\$621
24"	42"	30 1/2"	72 3/4"	<b>TSAWLY2442</b>	\$536	<b>TSAWHY2442</b>	\$664
24"	48"	30 1/2"	85 5/32"	<b>TSAWLY2448</b>	\$592	<b>TSAWHY2448</b>	\$733
:	:	:	:	:	:	:	:

**120° Corner Worksurfaces**



# TS Series Peninsula Worksurfaces

SIN 711.1



Tip: Long worksurface spans require additional support. Reinforcing channels allow for unsupported spans up to 72".

▶ Page 69

Tip: Standard worksurfaces are 1 3/16" thick. However, the actual thickness between Low-Pressure Laminate (LPL) and High-Pressure Laminate (HPL) worksurfaces is slightly different. It is recommended that only worksurfaces of the same type are specified in a given application. In addition, there may be sheen or texture differences when using LPL and HPL in adjacent applications. Please use caution when mixing and matching different work surface types.

Standard Includes	Required to Specify
-------------------	---------------------

- |   |   |  |
|---|---|--|
| <ul style="list-style-type: none"> <li>▶ Need help? See <i>Kick Solutions Specification Guide</i> for product details.</li> </ul> | <ul style="list-style-type: none"> <li>• 1 3/16"-thick worksurface: Low-Pressure Laminate or High-Pressure Laminate</li> <li>• 3 mm radius profile edge on user's side: plastic</li> <li>• Side edge: plastic default to match user's side</li> </ul> | <ol style="list-style-type: none"> <li>1 Style number</li> <li>2 Low-Pressure Laminate or High-Pressure Laminate color number for worksurface, as appropriate</li> <li>3 Plastic edge band color number for worksurface</li> <li>4 Options, if selected (see below)</li> </ol> <p>▶ See <i>Surface Materials</i>, page 77.</p> |
|---|---|--|

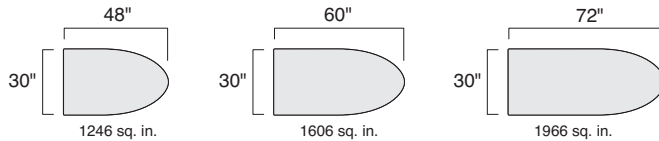
Options	Price	Required to Specify
---------	-------	---------------------

<b>Surface Materials</b>	<b>High-Pressure Laminate worksurfaces</b> <ul style="list-style-type: none"> <li>• Open Line laminate</li> </ul>	+\$64 plus cost of laminate  ▶ See <i>Surface Materials Reference Manual</i> .
<b>Related Products</b>	<ul style="list-style-type: none"> <li>• Worksurface-height power and communication access</li> <li>• Reinforcing channel</li> </ul>	▶ Page 52 ▶ Page 69

### Specification Information

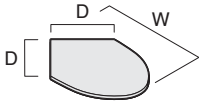
• Dimensions		• Style	• Price	• Style	• Base
D	W	Number		Number	Price
		LPL		HPL	
30"	48"	<b>TSAWLP3048</b>	\$470	<b>TSAWHP3048</b>	\$496
30"	60"	<b>TSAWLP3060</b>	\$480	<b>TSAWHP3060</b>	\$506
30"	72"	<b>TSAWLP3072</b>	\$490	<b>TSAWHP3072</b>	\$530
•	•	•	•	•	•

#### Peninsula Worksurfaces



# TS Series Angled Peninsula Worksurfaces

SIN 711.1



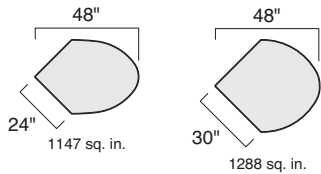
*Tip: Standard worksurfaces are 13/16" thick. However, the actual thickness between Low-Pressure Laminate (LPL) and High-Pressure Laminate (HPL) worksurfaces is slightly different. It is recommended that only worksurfaces of the same type are specified in a given application. In addition, there may be sheen or texture differences when using LPL and HPL in adjacent applications. Please use caution when mixing and matching different work surface types.*

Standard Includes	Required to Specify
<ul style="list-style-type: none"> <li>▶ Need help? See <i>Kick Solutions Specification Guide</i> for product details.</li> <li>• 1 3/16"-thick worksurface: Low-Pressure Laminate or High-Pressure Laminate</li> <li>• 3 mm radius profile edge on user's side: plastic</li> <li>• Side edge: plastic default to match user's side</li> </ul>	<ol style="list-style-type: none"> <li>1 Style number</li> <li>2 Low-Pressure Laminate or High-Pressure Laminate color number for worksurface, as appropriate</li> <li>3 Plastic edge band color number for worksurface</li> <li>4 Options, if selected (see below)</li> </ol> <p>▶ See <i>Surface Materials</i>, page 77.</p>

Options	Price	Required to Specify
<b>Surface Materials</b> • High-Pressure Laminate worksurfaces • Open Line laminate	+\$64 plus cost of laminate	▶ See <i>Surface Materials Reference Manual</i> .
<b>Related Products</b> • Worksurface legs and supports		▶ Page 68

Specification Information					
Dimensions		Style Number	Price	Style Number	Base Price
D	W				
24"	48"	<b>TSAWLPA2448</b>	\$461	<b>TSAWHPA2448</b>	\$544
30"	48"	<b>TSAWLPA3048</b>	\$476	<b>TSAWHPA3048</b>	\$545
:	:	:	:	:	:

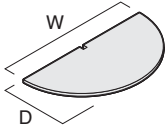
**Angled Peninsula Worksurfaces**



Kick System

# TS Series Spanner Worksurfaces

SIN 711.1



Tip: Remember to specify two cantilevers and a post leg to attach spanner worksurface to adjacent worksurfaces on 50" and 62" spanner tops.

Standard Includes		Required to Specify
<ul style="list-style-type: none"> <li>▶ Need help? See <i>Kick Solutions Specification Guide</i> for product details.</li> </ul>	<ul style="list-style-type: none"> <li>• 1<sup>3</sup>/<sub>16</sub>"-thick worksurface: Low-Pressure Laminate or High-Pressure Laminate</li> <li>• 3 mm radius profile edge on user's side: plastic</li> <li>• Side edge: plastic default to match user's side</li> <li>• Cutout</li> </ul>	<ol style="list-style-type: none"> <li>1 Style number</li> <li>2 Low-Pressure Laminate or High-Pressure Laminate color number for worksurface, as appropriate</li> <li>3 Plastic edge band color number for worksurface</li> <li>4 Options, if selected (see below)</li> </ol> <p>▶ See <i>Surface Materials</i>, page 77.</p>

Options	Price	Required to Specify
<b>Surface Materials</b> <ul style="list-style-type: none"> <li>• <b>High-Pressure Laminate worksurfaces</b></li> <li>• Open Line laminate</li> </ul>	+\$64 plus cost of laminate	▶ See <i>Surface Materials Reference Manual</i> .
<b>Related Products</b> <ul style="list-style-type: none"> <li>• Worksurface legs and supports</li> </ul>		▶ Page 68

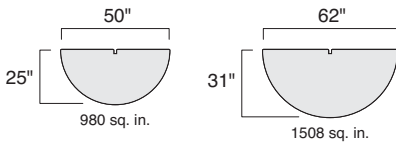
Specification Information				
Dimensions	Style Number	Price	Style Number	Base Price
D	W	LPL	HPL	
25"	50"	TSAWLN50	TSAWHN50	\$251
31"	62"	TSAWLN62	TSAWHN62	\$300

## Spanner Worksurfaces for Use with 2" Kick Panels

25"	50"	TSAWLN50	\$251	TSAWHN50	\$311
31"	62"	TSAWLN62	\$300	TSAWHN62	\$372

Tip: Standard worksurfaces are 1<sup>3</sup>/<sub>16</sub>" thick. However, the actual thickness between Low-Pressure Laminate (LPL) and High-Pressure Laminate (HPL) worksurfaces is slightly different. It is recommended that only worksurfaces of the same type are specified in a given application. In addition, there may be sheen or texture differences when using LPL and HPL in adjacent applications. Please use caution when mixing and matching different worksurface types.

## Spanner Worksurfaces for Use with 2" Kick Panels





# TS Series Visitor and Linking Worksurfaces

For Use with 2" Kick Panels

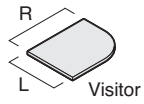
SIN 711.1

*Tip: Standard worksurfaces are 13/16" thick. However, the actual thickness between Low-Pressure Laminate (LPL) and High-Pressure Laminate (HPL) worksurfaces is slightly different. It is recommended that only worksurfaces of the same type are specified in a given application. In addition, there may be sheen or texture differences when using LPL and HPL in adjacent applications. Please use caution when mixing and matching different work-surface types.*

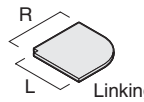
Standard Includes		Required to Specify
<ul style="list-style-type: none"> <li>▶ Need help? See <i>Kick Solutions Specification Guide</i> for product details.</li> </ul>	<ul style="list-style-type: none"> <li>• 13/16"-thick worksurface: Low-Pressure Laminate or High-Pressure Laminate</li> <li>• 3 mm radius profile edge on user's side: plastic</li> <li>• Side edge: plastic default to match user's side</li> <li>• Cutout on linking worksurface</li> </ul>	<ol style="list-style-type: none"> <li>1 Style number</li> <li>2 Low-Pressure Laminate or High-Pressure Laminate color number for worksurface, as appropriate</li> <li>3 Plastic edge band color number for worksurface</li> <li>4 Options, if selected (see below)</li> </ol> <p>▶ See <i>Surface Materials</i>, page 77.</p>

Options	Price	Required to Specify
<b>Surface Materials</b> <ul style="list-style-type: none"> <li>• High-Pressure Laminate worksurfaces</li> <li>• Open Line laminate</li> </ul>	+\$64 plus cost of laminate	▶ See <i>Surface Materials Reference Manual</i> .
<b>Related Products</b> <ul style="list-style-type: none"> <li>• Worksurface-height power and communication access</li> <li>• Worksurface legs and supports</li> </ul>		▶ Page 52 ▶ Page 68

Specification Information					
Depth Left	Depth Right	Style Number LPL	Price	Style Number HPL	Base Price



Visitor



Linking

*Tip: Remember to order cantilevers to connect linking worksurfaces to adjacent worksurfaces.*  
▶ Page 68

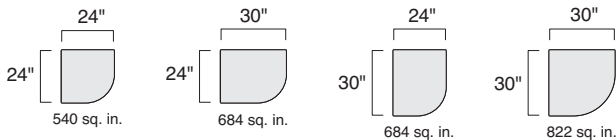
## Visitor Worksurfaces

24"	24"	<b>TSAWLV2424</b>	\$258	<b>TSAWHV2424</b>	\$352
24"	30"	<b>TSAWLV2430</b>	\$289	<b>TSAWHV2430</b>	\$378
30"	24"	<b>TSAWLV3024</b>	\$289	<b>TSAWHV3024</b>	\$378
30"	30"	<b>TSAWLV3030</b>	\$326	<b>TSAWHV3030</b>	\$404

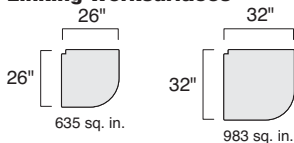
## Linking Worksurfaces

26"	26"	<b>TSAWLL2626</b>	\$276	<b>TSAWHL2626</b>	\$343
32"	32"	<b>TSAWLL3232</b>	\$310	<b>TSAWHL3232</b>	\$385

### Visitor Worksurfaces



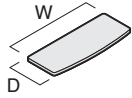
### Linking Worksurfaces



# TS Series Transaction Worksurfaces

Panel Supported

SIN 711.1



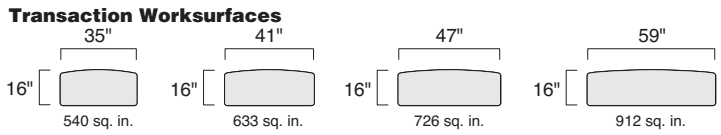
Tip: Transaction worksurfaces are for use on panels with a low top cap only.

Tip: Standard worksurfaces are 1 3/16" thick. However, the actual thickness between Low-Pressure Laminate (LPL) and High-Pressure Laminate (HPL) worksurfaces is slightly different. It is recommended that only worksurfaces of the same type are specified in a given application. In addition, there may be sheen or texture differences when using LPL and HPL in adjacent applications. Please use caution when mixing and matching different worksurface types.

Standard Includes	Required to Specify
<ul style="list-style-type: none"> <li>▶ Need help? See <i>Kick Solutions Specification Guide</i> for product details.</li> <li>• 1 3/16"-thick worksurface: Low-Pressure Laminate or High-Pressure Laminate</li> <li>• Slight radius profile edge: plastic</li> <li>• Support brackets: black paint only</li> </ul>	<ol style="list-style-type: none"> <li>1 Style number</li> <li>2 Low-Pressure Laminate or High-Pressure Laminate color number for worksurface, as appropriate</li> <li>3 Plastic edge band color number for worksurface</li> <li>4 Options, if selected (see below)</li> </ol> <p>▶ See <i>Surface Materials</i>, page 77.</p>

Options	Price	Required to Specify
<b>Surface Materials</b> • High-Pressure Laminate worksurfaces • Open Line laminate	+\$64 plus cost of laminate	▶ See <i>Surface Materials Reference Manual</i> .

Specification Information					
Depth	Width	Style Number LPL	Price	Style Number HPL	Base Price
16"	35"	<b>TSAWLT1636</b>	\$190	<b>TSAWHT1636</b>	\$330
16"	41"	<b>TSAWLT1642</b>	\$218	<b>TSAWHT1642</b>	\$350
16"	47"	<b>TSAWLT1648</b>	\$228	<b>TSAWHT1648</b>	\$382
16"	59"	<b>TSAWLT1660</b>	\$249	<b>TSAWHT1660</b>	\$420





# TS Series Worksurface Legs and Supports

SIN 711.1

Standard Includes	Required to Specify
<ul style="list-style-type: none"> <li>▶ Need help? See <i>Kick Solutions Specification Guide</i> for product details.</li> <li>• Worksurface support: black paint <i>Exception: You can specify paint color choice for cantilever, legs, and on-module end panel.</i></li> <li>• 2<sup>3</sup>/<sub>4</sub>" adjustable glides on legs</li> <li>• Attachment hardware</li> </ul>	<ul style="list-style-type: none"> <li>1 Style number</li> <li>2 Paint color number for cantilever and legs</li> <li>3 Options, if selected (see below)</li> <li>▶ See <i>Surface Materials</i>, page 77.</li> </ul>

Options	Price	Required to Specify
<b>Surface Materials</b> <b>Post legs and H-legs</b> <ul style="list-style-type: none"> <li>• Paint price group 1</li> <li>• Paint price group 2</li> </ul>	No cost +\$12	Specify paint color number. Specify paint color number.
<b>On-module end panel</b> <ul style="list-style-type: none"> <li>• Paint price group 1</li> <li>• Paint price group 2</li> </ul>	No cost +\$27	Specify paint color number. Specify paint color number.

Specification Information		
Dimensions	Style Number	Base Price

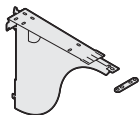
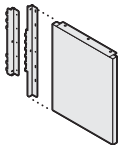
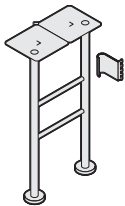
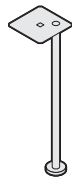
Post Leg		
27"H	<b>TSATP27</b>	\$113

H-Legs			
11"W	27"H	<b>TSATH2711</b>	\$155
20"W	27"H	<b>TSATH2720</b>	\$190

On-Module End Panels			
24"D	27"H	<b>TSATEP24</b>	\$347
30"D	27"H	<b>TSATEP30</b>	\$395

Standing Height			
24"D	40"H	<b>TSATEP24S</b>	\$410
30"D	40"H	<b>TSATEP30S</b>	\$463

Cantilever with Tie Plate			
16"D	13"H	<b>TSATCANT</b>	\$ 84



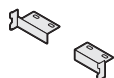
Tip: Cantilever with tie plate is for use with left-hand, right-hand, or shared application.

▶ **Specification Information, continued on next page**

► **Specification Information, continued from previous page**

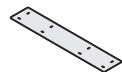
**Specification Information**

• Dimensions	• Style Number	• Base Price
--------------	----------------	--------------




**Side Support Brackets to Connect Worksurface to Panel**

N.A.	N.A.	<b>TSATSIDE</b>	\$ 33
:	:	:	:




**In-Line Support Plates**

14"D	<b>TSATPL14</b>	\$ 61
20"D	<b>TSATPL20</b>	\$ 61
:	:	:



**Package of Six Tie Plates for Side-by-Side Worksurfaces**

7"L	<b>TSATTIE</b>	\$ 89
:	:	:



**Reinforcing Channels**

57"W	<b>TSATRC57</b>	\$ 45
72"W	<b>TSATRC72</b>	\$103
:	:	:

# Grommet Package

SIN 711.1



Standard Includes	Required to Specify
-------------------	---------------------

- |   |   |
|---|---|
| <ul style="list-style-type: none"><li>▶ Need help?<br/>See <i>Kick Solutions Specification Guide</i> for product details.</li></ul> | <ul style="list-style-type: none"><li>• Package of 10 grommets: black plastic</li></ul> |
|---|---|

Style number

Specification Information	
---------------------------	--

•Style Number	•Price
TSAEGROM	\$47

SIN 711.1

*Tip: TS Series bins cannot be upmounted.*

Standard Includes	Required to Specify
<ul style="list-style-type: none"> <li>▶ Need help? See <i>Kick Solutions Specification Guide</i> for product details.</li> <li>• Bin with lift-up door: paint price group 1</li> <li>• Recess beneath unit to accommodate shelf light</li> <li>• Shelf backstop</li> <li>• On-module attachment hooks with safety catch</li> <li>• Lock, keyed random: 9201 Polished Chrome only</li> </ul>	<ul style="list-style-type: none"> <li>1 Style number</li> <li>2 Paint color number for bin</li> <li>3 Options, if selected (see below)</li> <li>▶ See <i>Surface Materials</i>, page 77.</li> </ul>

Options	Price	Required to Specify
<b>Surface Materials</b> <ul style="list-style-type: none"> <li>• Overhead bin</li> <li>• Paint price group 1</li> <li>• Paint price group 2</li> <li>• Paint price group 3</li> </ul>	<ul style="list-style-type: none"> <li>No cost</li> <li>+\$41</li> <li>+\$70</li> </ul>	<ul style="list-style-type: none"> <li>Specify paint color number.</li> <li>Specify paint color number.</li> <li>Specify paint color number.</li> </ul>
<b>Shelf Accessories</b> <ul style="list-style-type: none"> <li>• Four dividers: white plastic</li> </ul>	+\$41	Specify <i>with dividers</i> .
<b>Keying</b> <ul style="list-style-type: none"> <li>• Field-installed keying</li> </ul>		▶ See <i>Kick Solutions Specification Guide</i> .
<b>Related Products</b> <ul style="list-style-type: none"> <li>• Shelf lights</li> </ul>		▶ Pages 73–75

### Specification Information

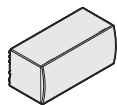
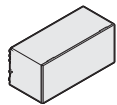
Dimensions	Number of Doors	Style Number	Base Price
D	W	H	

#### Bins with Flat Fronts

15¾"	24"	16¼"	1	<b>TSASUB24L</b>	\$ 399
15¾"	30"	16¼"	1	<b>TSASUB30L</b>	\$ 417
15¾"	36"	16¼"	1	<b>TSASUB36L</b>	\$ 434
15¾"	42"	16¼"	1	<b>TSASUB42L</b>	\$ 452
15¾"	48"	16¼"	1	<b>TSASUB48L</b>	\$ 476
15¾"	60"	16¼"	2	<b>TSASUB60L</b>	\$ 733
15¾"	72"	16¼"	2	<b>TSASUB72L</b>	\$ 817
:	:	:	:	:	:

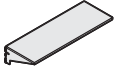
#### Bins with Radius Fronts

15¾"	24"	16¼"	1	<b>TSASUBC24L</b>	\$ 509
15¾"	30"	16¼"	1	<b>TSASUBC30L</b>	\$ 527
15¾"	36"	16¼"	1	<b>TSASUBC36L</b>	\$ 544
15¾"	42"	16¼"	1	<b>TSASUBC42L</b>	\$ 562
15¾"	48"	16¼"	1	<b>TSASUBC48L</b>	\$ 586
15¾"	60"	16¼"	2	<b>TSASUBC60L</b>	\$ 924
15¾"	72"	16¼"	2	<b>TSASUBC72L</b>	\$1008
:	:	:	:	:	:



# Laminate Common Shelves

SIN 711.1



Tip: For anticipated heavy loads on 42" and 48"W laminate common shelves, a field-installed reinforcing channel (TSATRC39) can be used.

Tip: Standard worksurfaces are 13/16" thick. However, the actual thickness between Low-Pressure Laminate (LPL) and High-Pressure Laminate (HPL) worksurfaces is slightly different. It is recommended that only worksurfaces of the same type are specified in a given application. In addition, there may be sheen or texture differences when using LPL and HPL in adjacent applications. Please use caution when mixing and matching different worksurface types.

Standard Includes	Required to Specify
<ul style="list-style-type: none"> <li>▶ Need help? See <i>Kick Solutions Specification Guide</i> for product details.</li> <li>• 13/16"-thick shelf: Low-Pressure Laminate or High-Pressure Laminate</li> <li>• 3 mm radius profile edge: plastic</li> <li>• Support brackets: paint price group 1</li> </ul>	<ul style="list-style-type: none"> <li>1 Style number</li> <li>2 Low-Pressure Laminate or High-Pressure Laminate color number for shelf</li> <li>3 Plastic edge band color number for worksurface</li> <li>4 Paint color number for support bracket</li> <li>5 Options, if selected (see below)</li> <li>▶ See <i>Surface Materials</i>, page 77.</li> </ul>

Options	Price	Required to Specify
<b>Surface Materials</b> <ul style="list-style-type: none"> <li>• Paint price group 2</li> </ul>	+\$14	Specify paint color number.
<b>High-Pressure Laminate</b> <ul style="list-style-type: none"> <li>• Open Line laminate</li> </ul>	+\$64 plus cost of laminate	▶ See <i>Surface Materials Reference Manual</i> .
<b>Related Products</b> <ul style="list-style-type: none"> <li>• Underline task lights</li> </ul>		▶ See <i>GSA Volume 1B</i>

Specification Information						
Dimensions			Style Number	Base Price	Style Number	Base Price
D	W	H	LPL		HPL	
15"	24"	1"	<b>TSASLCL24</b>	\$107	<b>TSASHCL24</b>	\$132
15"	30"	1"	<b>TSASLCL30</b>	\$111	<b>TSASHCL30</b>	\$137
15"	36"	1"	<b>TSASLCL36</b>	\$119	<b>TSASHCL36</b>	\$147
15"	42"	1"	<b>TSASLCL42</b>	\$128	<b>TSASHCL42</b>	\$158
15"	48"	1"	<b>TSASLCL48</b>	\$138	<b>TSASHCL48</b>	\$171
:	:	:	:	:	:	:



# Standard Shelf Lights

SIN 711.1

*Tip: Daisy chaining is not allowed in New York City or Chicago. Local electrical codes vary, so you should consult a qualified electrical contractor or engineer for proper installation of all electrical equipment.*

Standard Includes	Required to Specify
<ul style="list-style-type: none"> <li>▶ Need help? See <i>Kick Solutions Specification Guide</i> for product details.</li> <li>• Light housing with centered on-off switch: black paint</li> <li>• End cap cord managers: black plastic only</li> <li>• Cords:                             <ul style="list-style-type: none"> <li>— 9' cord with three-prong plug at 45° angle: black plastic only</li> <li>— One 30" and one 48" cord with modular connectors for daisy chaining: black plastic only</li> </ul> </li> <li>• Contrast sleeve around lamp</li> <li>• Faceted reflector: white only</li> <li>• T8 3500K lamp</li> <li>• Ballast</li> <li>• Universal mounting hardware package</li> </ul>	<ul style="list-style-type: none"> <li>1 Style number</li> <li>2 Options, if selected (see below)</li> </ul>

Options	Price	Required to Specify
<b>Surface Materials</b> <ul style="list-style-type: none"> <li>• Painted light housing other than black</li> </ul>	+\$22	Specify paint color number for housing. ▶ See <i>Surface Materials Reference Manual</i> .
<b>Bracket Option</b> <ul style="list-style-type: none"> <li>• Competitive mounting package</li> <li>• Flush mounting package</li> </ul>	No cost	Specify <i>with competitive mounting package</i> .
	No cost	Specify <i>with flush mounting package</i> and paint color number for end cap covers.

### Specification Information

• Dimensions			• Lamp	• Style	• Base
D	W	H	Wattage	Number	Price

#### Electronic Ballast

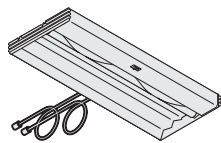
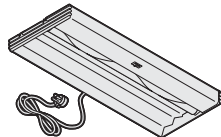
9 1/4"	25"	1 3/4"	17 watts	<b>LSM24K</b>	\$366
9 1/4"	37"	1 3/4"	25 watts	<b>LSM36K</b>	\$389
9 1/4"	49"	1 3/4"	32 watts	<b>LSM48K</b>	\$421

#### With Chicago Cord Including Circuit Breaker

9 1/4"	25"	1 3/4"	17 watts	<b>LSM24KC</b>	\$423
9 1/4"	37"	1 3/4"	25 watts	<b>LSM36KC</b>	\$446
9 1/4"	49"	1 3/4"	32 watts	<b>LSM48KC</b>	\$478

#### With Daisy Chain Cords

9 1/4"	25"	1 3/4"	17 watts	<b>LSM24KD</b>	\$397
9 1/4"	37"	1 3/4"	25 watts	<b>LSM36KD</b>	\$420
9 1/4"	49"	1 3/4"	32 watts	<b>LSM48KD</b>	\$452



# Utility2 Shelf Lights

SIN 711.1

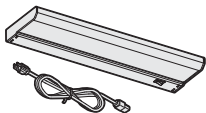
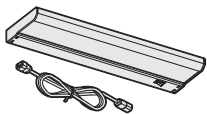
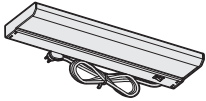
*Tip: Daisy chaining is not allowed in New York City or Chicago. Local electrical codes vary, so you should consult a qualified electrical contractor or engineer for proper installation of all electrical equipment.*

*Tip: Specification guidelines can be found on the next page.*

*Tip: Cord on stand alone light has right-hand exit. Cord on daisy chain light has off center exit.*

*Tip: Because shelf lights are usually recessed, black is the standard paint color. Paint colors other than black have an upcharge.*

*Tip: If an optional paint color is selected for the housing, the electrical switches and end caps will remain black plastic.*



*Tip: Minimum of two fixtures for daisy chaining and maximum of 10.*

*Tip: When ordering starter light do not order a daisy chain starter cord.*

Standard Includes	Required to Specify
<ul style="list-style-type: none"> <li>▶ Need help? See <i>Kick Solutions Specification Guide</i> for product details.</li> <li>• Light housing with right-hand on-off switch: black paint</li> <li>• End cap cord managers: black plastic only</li> <li>• Cords:                             <ul style="list-style-type: none"> <li>– 9' cord with three-prong plug on stand alone lights and daisy chain starter lights, if selected</li> <li>– 78" jumper cord on daisy chain lights, if selected</li> </ul> </li> <li>• Prismatic lens</li> <li>• Angled reflector: silver only</li> <li>• T8 3500K lamp</li> <li>• Ballast</li> <li>• Universal and flush mounting hardware package</li> </ul>	<ol style="list-style-type: none"> <li>1 Style number</li> <li>2 Paint color number, if other than black (see options below)</li> <li>3 Options, if selected (see below)</li> </ol>

Options	Price	Required to Specify
<b>Surface Materials</b> <ul style="list-style-type: none"> <li>• Painted light housing other than black</li> </ul>	+ \$22	Specify paint color number for housing. ▶ See <i>Surface Materials Reference Manual</i> .
<b>Lens</b> <ul style="list-style-type: none"> <li>• Batwing lens</li> </ul>	+ \$29	Specify with batwing lens.

### Specification Information

Dimensions	Lamp Wattage	Style Number	Base Price
D W H			

### Electronic High-Power-Factor Ballast

6 7/8"	25"	1 5/8"	17 watts	<b>LSB24K2</b>	\$247
6 7/8"	37"	1 5/8"	25 watts	<b>LSB36K2</b>	\$293
6 7/8"	49"	1 5/8"	32 watts	<b>LSB48K2</b>	\$324

### With Chicago Cord Including Circuit Breaker

6 7/8"	25"	1 5/8"	17 watts	<b>LSB24KC2</b>	\$304
6 7/8"	37"	1 5/8"	25 watts	<b>LSB36KC2</b>	\$350
6 7/8"	49"	1 5/8"	32 watts	<b>LSB48KC2</b>	\$381

### Daisy Chain Light with 78" Jumper Cord

6 7/8"	25"	1 5/8"	17 watts	<b>LSB24KD2</b>	\$278
6 7/8"	37"	1 5/8"	25 watts	<b>LSB36KD2</b>	\$324
6 7/8"	49"	1 5/8"	32 watts	<b>LSB48KD2</b>	\$355

### Daisy Chain Starter Light with 9' Starter Cord

6 7/8"	25"	1 5/8"	17 watts	<b>LSB24KS2</b>	\$278
6 7/8"	37"	1 5/8"	25 watts	<b>LSB36KS2</b>	\$324
6 7/8"	49"	1 5/8"	32 watts	<b>LSB48KS2</b>	\$355

▶ **Specification Information, continued on next page**

► Specification Information, continued from previous page

**Specification Information**

Dimensions			Lamp	Style	Base
D	W	H	Wattage	Number	Price

**Electronic Normal-Power-Factor Ballast**

67/8"	25"	15/8"	17 watts	<b>LSB24M2</b>	\$176
67/8"	37"	15/8"	25 watts	<b>LSB36M2</b>	\$222
67/8"	49"	15/8"	32 watts	<b>LSB48M2</b>	\$253

**With Chicago Cord Including Circuit Breaker**

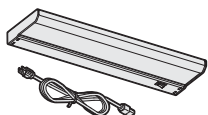
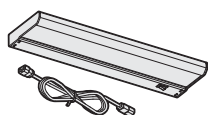
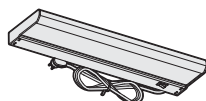
67/8"	25"	15/8"	17 watts	<b>LSB24MC2</b>	\$233
67/8"	37"	15/8"	25 watts	<b>LSB36MC2</b>	\$279
67/8"	49"	15/8"	32 watts	<b>LSB48MC2</b>	\$310

**Daisy Chain Light with 78" Jumper Cord**

67/8"	25"	15/8"	17 watts	<b>LSB24MD2</b>	\$207
67/8"	37"	15/8"	25 watts	<b>LSB36MD2</b>	\$253
67/8"	49"	15/8"	32 watts	<b>LSB48MD2</b>	\$284

**Daisy Chain Starter Light with 9' Starter Cord**

67/8"	25"	15/8"	17 watts	<b>LSB24MS2</b>	\$207
67/8"	37"	15/8"	25 watts	<b>LSB36MS2</b>	\$253
67/8"	49"	15/8"	32 watts	<b>LSB48MS2</b>	\$284



Tip: Minimum of two fixtures for daisy chaining and maximum of 10.

Tip: When ordering starter light do not order a daisy chain starter cord.

**Specification Guidelines**

Application	Requirement
2 lights	1 starter light fixture and 1 daisy chain light with jumper cord fixtures
3 lights	1 starter light fixture and 2 daisy chain light with jumper cord fixtures
4 lights	1 starter light fixture and 3 daisy chain light with jumper cord fixtures
5 lights	1 starter light fixture and 4 daisy chain light with jumper cord fixtures
6 lights	1 starter light fixture and 5 daisy chain light with jumper cord fixtures
7 lights	1 starter light fixture and 6 daisy chain light with jumper cord fixtures
8 lights	1 starter light fixture and 7 daisy chain light with jumper cord fixtures
9 lights	1 starter light fixture and 8 daisy chain light with jumper cord fixtures
10 lights	1 starter light fixture and 9 daisy chain light with jumper cord fixtures

# Vertical Wire Managers

SIN 711.1

## Vertical Wire Manager

With Clips



Tip: Wire manager can be cut in the field to the specific length needed.

Tip: Wire manager snaps into slotted channel on panel vertical.

Standard Includes	Required to Specify
-------------------	---------------------

- |   |  |
|---|--|
| <ul style="list-style-type: none"> <li>▶ Need help? See <i>Kick Solutions Specification Guide</i> for product details.</li> </ul> | <ul style="list-style-type: none"> <li>• Vertical wire manager: plastic</li> </ul> |
|---|--|

- 1 Style number
- 2 Plastic color number:
  - 6000 Black
  - 6009 Arctic White
  - 6249 Platinum Solid
  - 6652 Titanium
  - 6654 Sand
  - 6697 Fog

Specification Information		
• Height	• Style Number	• Price

48"	<b>TSAEVWM48</b>	\$22
:	:	:
:	:	:

## Vertical Wire Manager

With Wing Edges



Tip: Wire manager can be cut in the field to the specific length needed.

Tip: Wings along length of wire manager are captured by edge of skin or vertical trim to hold wire manager in place.

Standard Includes	Required to Specify
-------------------	---------------------

- |   |  |
|---|--|
| <ul style="list-style-type: none"> <li>▶ Need help? See <i>Kick Solutions Specification Guide</i> for product details.</li> </ul> | <ul style="list-style-type: none"> <li>• Vertical wire manager: plastic</li> </ul> |
|---|--|

- 1 Style number
- 2 Plastic color number:
  - 6000 Black
  - 6659 Light Grey

Specification Information		
• Height	• Style Number	• Price

20"	<b>TSAEVWMZ20</b>	\$14
:	:	:
:	:	:

# Surface Materials

► For Surface Materials matrices for all product lines, see *Kick Solutions Specification Guide*.

## Paint

### Steelcase Surfaces

Applies to:

- Kick panel top caps
- Kick base covers
- Kick panel trim
- Kick panel border
- Kick perforated steel
- Kick panel door frame
- Kick Options panel door frame
- Kick change-of-height connector packages
- Kick power and cable poles
- Kick New York City base power-ins
- Kick cantilevers
- Kick worksurface legs (post and H-legs)
- Kick storage bins
- Kick shelves
- Kick wall channels
- Kick overhead storage bin support brackets
- Kick laminate common shelf support brackets

### Price Group 1

- 7207 Black
- 7225 Sand
- 7241 Arctic White
- 7243 Seagull

### Price Group 2

#### Smooth Metallic

- 4750 Champagne Metallic
- 4798 Sterling Metallic
- 4799 Platinum Metallic
- 4803 Near Black Metallic

#### Textured Metallic

- 7246 Midnight Metallic

Applies to:

- Kick panel frames (TSAPR\_\_ style numbers only)
- 0835 Black
- 4798 Sterling

## Plastic

### Steelcase Surfaces

Applies to:

- Kick worksurface edge band
- 6000 Black\*
- 6009 Arctic White\*
- 6034 Natural Cherry
- 6037 Winter On Maple
- 6053 Seagull\*
- 6234 Clear Cherry\*
- 6242 Virginia Walnut \*
- 6243 Blackwood \*
- 6245 Clear Walnut \*
- 6246 Warm Oak \*
- 6636 Mist\*
- 6654 Sand\*
- 6655 Warm White\*
- 6676 Marbled Maple
- 6677 Chocolate Walnut
- 6678 Marbled Cherry
- 6689 Brushed Silver\*

\*These solid color and woodgrain edge colors are a polyolefin blend, PVC-free material for 3 mm and 1 mm edge banding.

Applies to:

- Kick vertical wire manager with clips
- 6000 Black
- 6009 Arctic White
- 6249 Platinum Solid
- 6652 Titanium
- 6654 Sand
- 6697 Fog

Applies to:

- Kick vertical wire manager with wing edges
- 6000 Black
- 6659 Light Grey

## Laminate

### Steelcase Surfaces

#### Low-Pressure Laminate

Applies to:

- Kick worksurfaces
- Kick laminate common shelf
- 247L Black Version 2 LPL
- 25L1 Winter on Maple LPL
- 25L5 Virginia Walnut LPL
- 25L6 Blackwood LPL
- 25L8 Clear Walnut LPL
- 25L9 Warm Oak LPL
- 262L Marbled Maple LPL
- 264L Chocolate Walnut LPL
- 267L Marbled Cherry Version 2 LPL
- 26L1 Natural Cherry Version 2 LPL
- 2L03 Brushed Silver LPL
- 2L30 Arctic White LPL
- 2L50 Vanadium Fiber LPL
- 2L52 Tungsten Fiber LPL
- 2L83 Seagull LPL
- 2L85 Dune LPL
- 2LAT Acacia LPL

#### High-Pressure Laminate

Applies to:

- Kick worksurfaces
- Kick laminate common shelf
- 2406 Clear Cherry
- 2412 Natural Cherry Version 2 HPL
- 2503 Brushed Silver HPL
- 2511 Winter on Maple HPL
- 2535 Virginia Walnut HPL
- 2536 Blackwood HPL
- 2538 Clear Walnut HPL
- 2539 Warm Oak HPL
- 2612 Marbled Maple HPL
- 2614 Chocolate Walnut HPL
- 2615 Marbled Cherry Version 2 HPL
- 2730 Arctic White HPL
- 2746 Black HPL
- 2850 Vanadium Fiber HPL
- 2852 Tungsten Fiber HPL
- 2883 Seagull HPL
- 2885 Dune HPL

Applies to:

- Kick laminate inserts
- 2L03 Brushed Silver

## Custom Surfaces

### Open Line Laminate (OLL)

This service allows you to order non-standard laminate at an additional processing fee of \$62 per worksurface or top, plus the cost of the laminate.

When processing orders for Open Line laminate on Universal Worksurfaces and Universal Storage tops, specify 2900 in the laminate finish field and enter the OLL manufacturer information. Enter the required edge finish as you would a standard laminate.

**Edge color** for the Open Line laminate on Turnstone products must be determined by the dealer and customer before orders can be entered. Specify appropriate 2K finish number. *Tip: Standard laminates being used in the Open Line Laminate program to obtain a different edge detail will be charged the Open Line laminate upcharge; however, no additional charges for the laminate will be applied.*

### Laminate Approval and Material Requirements

To confirm whether a particular laminate has already been tested for use on a specific Steelcase product or to determine material square foot requirements:

- Visit [www.steelcase.com](http://www.steelcase.com)

**For additional information,** refer to the *Steelcase Surface Materials Reference Manual*.

## Vertical Surface Fabrics

Applies to:

- Kick panels
- Kick tackboards

### Steelcase Surfaces

#### Kick Standard Price Group A

- Lido
- Sprite

#### Price Group 1

- Abacus
- Acadia
- Bariolage
- BellaRose
- Boccie
- Buzz2
- Charm
- Embrasure
- Pianista
- Tinsel

#### Price Group 2

- Amiranté
- Ashanti Reverse
- Bouquet
- Cogent: Geode Seating
- Cogent: Geode Vertical
- Flip: Orbit
- Flip: Plain Jane
- Flip: TexHex
- Fresco
- Milano
- Regatta

## Select Surfaces

**For information on products within Select Surfaces,** including accent paints and fabrics from DesignTex and Pollack, please refer to the *Surface Materials Reference Manual* or visit [Steelcase.com/selectsurfaces](http://Steelcase.com/selectsurfaces).



---

# Kick Freestanding Metal Desk

---

<b>Statement of Line</b>	<b>80</b>
--------------------------	-----------

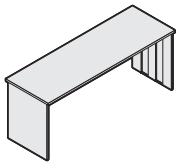
## Specifying

Desk Shells (SIN 711.1)	<b>82</b>
Single-Pedestal Desks (SIN 711.1)	<b>84</b>
Double-Pedestal Desks (SIN 711.1)	<b>86</b>
Curved Corner Desks (SIN 711.1)	<b>88</b>
Returns (SIN 711.1)	<b>90</b>
Single-Pedestal Returns (SIN 711.1)	<b>92</b>
Bridges (SIN 711.1)	<b>96</b>
Peninsula Worksurfaces (SIN 711.1)	<b>98</b>
Overhead Storage Cabinets (SIN 711.1)	<b>99</b>
Tackboards (SIN 711.1)	<b>100</b>

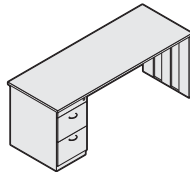
<b>Surface Materials</b>	<b>101</b>
--------------------------	------------

# Statement of Line

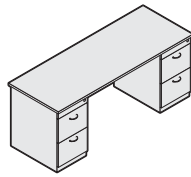
## Kick Freestanding Metal Desk



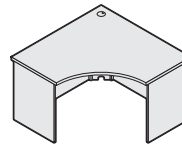
**Desk Shells**  
▶ Page 82



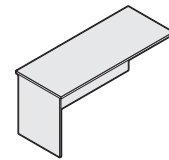
**Single-Pedestal Desks**  
▶ Page 84



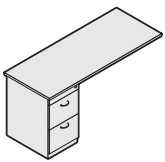
**Double-Pedestal Desks**  
▶ Page 86



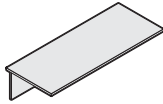
**Curved Corner Desks**  
▶ Page 88



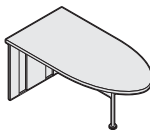
**Returns**  
▶ Page 90



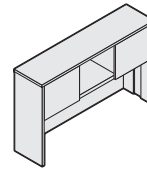
**Single-Pedestal Returns**  
▶ Page 92



**Bridges**  
▶ Page 96



**Peninsula Worksurfaces**  
▶ Page 98



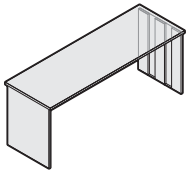
**Overhead Storage Cabinets**  
▶ Page 99



Kick Freestanding  
Metal Desk

# Desk Shells

SIN 711.1



*Tip: Standard worksurfaces are 1 1/8" thick. However, the actual thickness between Low-Pressure Laminate (LPL) and High-Pressure Laminate (HPL) worksurfaces is slightly different. It is recommended that only worksurfaces of the same type are specified in a given application. In addition, there may be sheen or texture differences when using LPL and HPL in adjacent applications. Please use caution when mixing and matching different worksurface types.*

*Tip: Reinforcing channel (TSATRC57) is available to add support to worksurfaces that have 60" or more of unsupported kneespace and which will be heavily loaded. Must be ordered separately.*

▶ Page 69

Standard Includes	Required to Specify
-------------------	---------------------

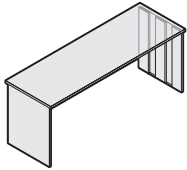
- |   |   |   |
|---|---|---|
| <ul style="list-style-type: none"> <li>▶ Need help? See <i>Kick Solutions Specification Guide</i> for product details.</li> </ul> | <ul style="list-style-type: none"> <li>• 1 1/8"- thick worksurface: Low-Pressure Laminate and High-Pressure Laminate</li> <li>• 3 mm radius profile edge on user's side: plastic</li> <li>• Side and back edges: plastic to match user's side</li> <li>• Two full end panels: paint price group 1</li> <li>• Partial-height or full-height modesty panel, if selected: paint price group 1</li> </ul> | <ul style="list-style-type: none"> <li>1 Style number</li> <li>2 Low-Pressure Laminate or High-Pressure Laminate color number for worksurface</li> <li>3 Plastic edge band color number for worksurface</li> <li>4 Paint color number for end panels and modesty panel, if selected</li> <li>5 Options, if selected (see below)</li> <li>▶ See <i>Surface Materials</i>, page 101.</li> </ul> |
|---|---|---|

Options	Price	Required to Specify
---------	-------	---------------------

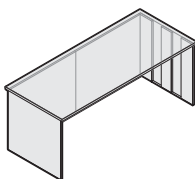
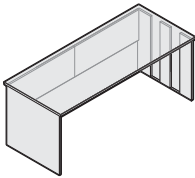
- |                          |  |   |
|--------------------------|--|---|
| <b>Surface Materials</b> | <b>End panels and modesty panel</b> <ul style="list-style-type: none"> <li>• Paint price group 1 No cost</li> <li>• Paint price group 2 +\$27</li> </ul>                         | Specify paint color number.<br>Specify paint color number.  |
|                          | <b>High-Pressure Laminate worksurfaces</b> <ul style="list-style-type: none"> <li>• Open Line laminate +\$64 plus cost of laminate</li> </ul>                                    | ▶ See <i>Surface Materials Reference Manual</i> .   |
| <b>Related Products</b>  | <ul style="list-style-type: none"> <li>• Worksurface-height power and communication access</li> <li>• Reinforcing channel</li> <li>• Grommet package, field-installed</li> </ul> | <ul style="list-style-type: none"> <li>▶ Page 52</li> <li>▶ Page 69</li> <li>▶ Page 70</li> </ul> |

**Specification Information**

Dimensions			Style Number LPL	Base Price	Style Number HPL	Base Price
D	W	H				



Tip: Kick reinforcing channels are recommended for 36"D desk shells.



**Desk Shells**

24"	48"	28½"	<b>TSAFLD2448</b>	\$ 666	<b>TSAFHD2448</b>	\$ 714
24"	60"	28½"	<b>TSAFLD2460</b>	\$ 717	<b>TSAFHD2460</b>	\$ 765
24"	66"	28½"	<b>TSAFLD2466</b>	\$ 742	<b>TSAFHD2466</b>	\$ 790
24"	72"	28½"	<b>TSAFLD2472</b>	\$ 752	<b>TSAFHD2472</b>	\$ 800
30"	60"	28½"	<b>TSAFLD3060</b>	\$ 802	<b>TSAFHD3060</b>	\$ 850
30"	66"	28½"	<b>TSAFLD3066</b>	\$ 826	<b>TSAFHD3066</b>	\$ 874
30"	72"	28½"	<b>TSAFLD3072</b>	\$ 855	<b>TSAFHD3072</b>	\$ 903
36"	60"	28½"	<b>TSAFLD3660</b>	\$ 985	<b>TSAFHD3660</b>	\$1033
36"	66"	28½"	<b>TSAFLD3666</b>	\$1011	<b>TSAFHD3666</b>	\$1059
36"	72"	28½"	<b>TSAFLD3672</b>	\$1040	<b>TSAFHD3672</b>	\$1088

**Desk Shells with Partial-Height Modesty Panel**

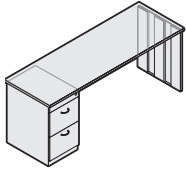
24"	48"	28½"	<b>TSAFLD2448M</b>	\$ 743	<b>TSAFHD2448M</b>	\$ 791
24"	60"	28½"	<b>TSAFLD2460M</b>	\$ 794	<b>TSAFHD2460M</b>	\$ 842
24"	66"	28½"	<b>TSAFLD2466M</b>	\$ 819	<b>TSAFHD2466M</b>	\$ 867
24"	72"	28½"	<b>TSAFLD2472M</b>	\$ 829	<b>TSAFHD2472M</b>	\$ 877
30"	60"	28½"	<b>TSAFLD3060M</b>	\$ 879	<b>TSAFHD3060M</b>	\$ 927
30"	66"	28½"	<b>TSAFLD3066M</b>	\$ 903	<b>TSAFHD3066M</b>	\$ 951
30"	72"	28½"	<b>TSAFLD3072M</b>	\$ 932	<b>TSAFHD3072M</b>	\$ 980
36"	60"	28½"	<b>TSAFLD3660M</b>	\$1062	<b>TSAFHD3660M</b>	\$1110
36"	66"	28½"	<b>TSAFLD3666M</b>	\$1088	<b>TSAFHD3666M</b>	\$1136
36"	72"	28½"	<b>TSAFLD3672M</b>	\$1117	<b>TSAFHD3672M</b>	\$1165

**Desk Shells with Full-Height Modesty Panel**

24"	48"	28½"	<b>TSAFLD2448F</b>	\$ 767	<b>TSAFHD2448F</b>	\$ 815
24"	60"	28½"	<b>TSAFLD2460F</b>	\$ 818	<b>TSAFHD2460F</b>	\$ 866
24"	66"	28½"	<b>TSAFLD2466F</b>	\$ 843	<b>TSAFHD2466F</b>	\$ 891
24"	72"	28½"	<b>TSAFLD2472F</b>	\$ 853	<b>TSAFHD2472F</b>	\$ 901
30"	60"	28½"	<b>TSAFLD3060F</b>	\$ 903	<b>TSAFHD3060F</b>	\$ 951
30"	66"	28½"	<b>TSAFLD3066F</b>	\$ 927	<b>TSAFHD3066F</b>	\$ 975
30"	72"	28½"	<b>TSAFLD3072F</b>	\$ 956	<b>TSAFHD3072F</b>	\$1004
36"	60"	28½"	<b>TSAFLD3660F</b>	\$1086	<b>TSAFHD3660F</b>	\$1134
36"	66"	28½"	<b>TSAFLD3666F</b>	\$1112	<b>TSAFHD3666F</b>	\$1160
36"	72"	28½"	<b>TSAFLD3672F</b>	\$1141	<b>TSAFHD3672F</b>	\$1189

# Single-Pedestal Desks

SIN 711.1



*Tip: 48"W single-pedestal desks have a box/box/file pedestal only. 48"W single-pedestal desks are not available with a file/file pedestal.*

*Tip: All single-pedestal desks with a file/file drawer configuration must be connected to a bridge, return, or overhead storage cabinet to provide adequate stability.*

*Tip: Standard worksurfaces are 1 1/8" thick. However, the actual thickness between Low-Pressure Laminate (LPL) and High-Pressure Laminate (HPL) worksurfaces is slightly different. It is recommended that only worksurfaces of the same type are specified in a given application. In addition, there may be sheen or texture differences when using LPL and HPL in adjacent applications. Please use caution when mixing and matching different worksurface types.*

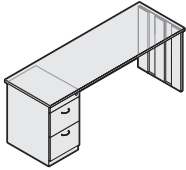
Standard Includes	Required to Specify
<ul style="list-style-type: none"> <li>▶ Need help? See <i>Kick Solutions Specification Guide</i> for product details.</li> <li>• 1 1/8"- thick worksurface: Low-Pressure Laminate or High-Pressure Laminate</li> <li>• 3 mm radius profile edge on user's side: plastic</li> <li>• Side and back edges: plastic default to match user's side</li> <li>• One full end panel: paint price group 1</li> <li>• Partial-height or full-height modesty panel, if selected: paint price group 1</li> <li>• One file/file pedestal on desks 60"W and wider: paint price group 1</li> <li>• One box/box/file pedestal on desks 48"W: paint price group 1</li> <li>• Handle pulls on drawers: 0835 Black or 9211 Nickel</li> <li>• Lock face ring with plastic plug to accommodate lock cylinder: 9201 Polished Chrome</li> </ul>	<ol style="list-style-type: none"> <li>1 Style number</li> <li>2 Low-Pressure Laminate or High-Pressure Laminate color number for worksurface</li> <li>3 Plastic edge band color number for worksurface</li> <li>4 Paint color number for end panel, pedestal, and modesty panel, if selected</li> <li>5 Color number for handle pulls: 0835 Black, 9211 Nickel</li> <li>6 Options, if selected (see below)</li> </ol> <ul style="list-style-type: none"> <li>▶ See <i>Surface Materials</i>, page 101. <i>Tip: Remember to specify lock cylinder and key.</i></li> <li>▶ Lock Cylinders, see <i>Kick Solutions Specification Guide</i>.</li> </ul>

Options	Price	Required to Specify
<b>Surface Materials</b> <ul style="list-style-type: none"> <li>• End panel, pedestal, and modesty panel</li> <li>• Paint price group 1: No cost</li> <li>• Paint price group 2: +\$41</li> </ul> <hr/> <ul style="list-style-type: none"> <li>• High-Pressure Laminate worksurfaces</li> <li>• Open Line laminate: +\$64 plus cost of laminate</li> </ul>		<ul style="list-style-type: none"> <li>Specify paint color number.</li> <li>Specify paint color number.</li> </ul> <hr/> <ul style="list-style-type: none"> <li>▶ See <i>Surface Materials Reference Manual</i>.</li> </ul>
<b>Pedestals</b> <ul style="list-style-type: none"> <li>• One box/box/file pedestal: +\$22</li> </ul>		<ul style="list-style-type: none"> <li>Specify with box/box/file pedestal.</li> </ul>
<b>Pulls</b> <ul style="list-style-type: none"> <li>• Ledge pulls: 7207 Black: +\$23</li> <li>• Ledge pulls: 4799 Platinum: +\$29</li> </ul>		<ul style="list-style-type: none"> <li>Specify with 7207 Black ledge pulls.</li> <li>Specify with 4799 Platinum ledge pulls.</li> </ul>
<b>Related Products</b> <ul style="list-style-type: none"> <li>• Worksurface-height power and communication access</li> <li>• Grommet package, field-installed</li> <li>• Box drawer divider</li> <li>• File drawer divider</li> <li>• Pencil tray</li> </ul>		<ul style="list-style-type: none"> <li>▶ Page 52</li> <li>▶ Page 70</li> <li>▶ See <i>GSA Volume 2</i>.</li> <li>▶ See <i>GSA Volume 2</i>.</li> <li>▶ See <i>GSA Volume 2</i>.</li> </ul>

SIN 711.1

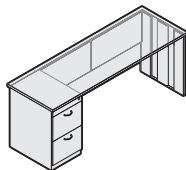
**Specification Information**

Dimensions			Style Number LPL	Base Price	Style Number HPL	Base Price
D	W	H				



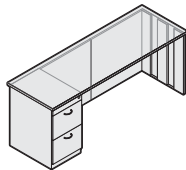
**Single-Pedestal Desk**

24"	48"	28½"	<b>TSAFLN2448</b>	\$ 889	<b>TSAFHN2448</b>	\$ 937
24"	60"	28½"	<b>TSAFLN2460</b>	\$ 949	<b>TSAFHN2460</b>	\$ 997
24"	66"	28½"	<b>TSAFLN2466</b>	\$ 974	<b>TSAFHN2466</b>	\$1022
24"	72"	28½"	<b>TSAFLN2472</b>	\$ 984	<b>TSAFHN2472</b>	\$1032
30"	48"	28½"	<b>TSAFLN3048</b>	\$ 983	<b>TSAFHN3048</b>	\$1031
30"	60"	28½"	<b>TSAFLN3060</b>	\$1059	<b>TSAFHN3060</b>	\$1107
30"	66"	28½"	<b>TSAFLN3066</b>	\$1083	<b>TSAFHN3066</b>	\$1131
30"	72"	28½"	<b>TSAFLN3072</b>	\$1112	<b>TSAFHN3072</b>	\$1160
36"	60"	28½"	<b>TSAFLN3660</b>	\$1209	<b>TSAFHN3660</b>	\$1257
36"	66"	28½"	<b>TSAFLN3666</b>	\$1235	<b>TSAFHN3666</b>	\$1283
36"	72"	28½"	<b>TSAFLN3672</b>	\$1264	<b>TSAFHN3672</b>	\$1312



**Single-Pedestal Desk with Partial-Height Modesty Panel**

24"	48"	28½"	<b>TSAFLN2448M</b>	\$ 934	<b>TSAFHN2448M</b>	\$ 982
24"	60"	28½"	<b>TSAFLN2460M</b>	\$ 994	<b>TSAFHN2460M</b>	\$1042
24"	66"	28½"	<b>TSAFLN2466M</b>	\$1019	<b>TSAFHN2466M</b>	\$1067
24"	72"	28½"	<b>TSAFLN2472M</b>	\$1029	<b>TSAFHN2472M</b>	\$1077
30"	48"	28½"	<b>TSAFLN3048M</b>	\$1028	<b>TSAFHN3048M</b>	\$1076
30"	60"	28½"	<b>TSAFLN3060M</b>	\$1104	<b>TSAFHN3060M</b>	\$1152
30"	66"	28½"	<b>TSAFLN3066M</b>	\$1128	<b>TSAFHN3066M</b>	\$1176
30"	72"	28½"	<b>TSAFLN3072M</b>	\$1157	<b>TSAFHN3072M</b>	\$1205
36"	60"	28½"	<b>TSAFLN3660M</b>	\$1254	<b>TSAFHN3660M</b>	\$1302
36"	66"	28½"	<b>TSAFLN3666M</b>	\$1280	<b>TSAFHN3666M</b>	\$1328
36"	72"	28½"	<b>TSAFLN3672M</b>	\$1309	<b>TSAFHN3672M</b>	\$1357



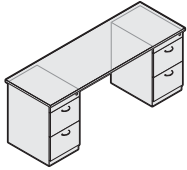
**Single-Pedestal Desk with Full-Height Modesty Panel**

24"	48"	28½"	<b>TSAFLN2448F</b>	\$ 956	<b>TSAFHN2448F</b>	\$1004
24"	60"	28½"	<b>TSAFLN2460F</b>	\$1016	<b>TSAFHN2460F</b>	\$1064
24"	66"	28½"	<b>TSAFLN2466F</b>	\$1041	<b>TSAFHN2466F</b>	\$1089
24"	72"	28½"	<b>TSAFLN2472F</b>	\$1051	<b>TSAFHN2472F</b>	\$1099
30"	60"	28½"	<b>TSAFLN3048F</b>	\$1050	<b>TSAFHN3048F</b>	\$1098
30"	60"	28½"	<b>TSAFLN3060F</b>	\$1126	<b>TSAFHN3060F</b>	\$1174
30"	66"	28½"	<b>TSAFLN3066F</b>	\$1150	<b>TSAFHN3066F</b>	\$1198
30"	72"	28½"	<b>TSAFLN3072F</b>	\$1179	<b>TSAFHN3072F</b>	\$1227
36"	60"	28½"	<b>TSAFLN3660F</b>	\$1276	<b>TSAFHN3660F</b>	\$1324
36"	66"	28½"	<b>TSAFLN3666F</b>	\$1302	<b>TSAFHN3666F</b>	\$1350
36"	72"	28½"	<b>TSAFLN3672F</b>	\$1331	<b>TSAFHN3672F</b>	\$1379

Kick Freestanding Metal Desk

# Double-Pedestal Desks

SIN 711.1



*Tip: Standard worksurfaces are 1 1/8" thick. However, the actual thickness between Low-Pressure Laminate (LPL) and High-Pressure Laminate (HPL) worksurfaces is slightly different. It is recommended that only worksurfaces of the same type are specified in a given application. In addition, there may be sheen or texture differences when using LPL and HPL in adjacent applications. Please use caution when mixing and matching different worksurface types.*

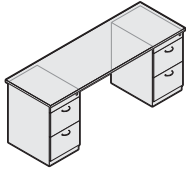
Standard Includes	Required to Specify
<ul style="list-style-type: none"> <li>▶ Need help? See <i>Kick Solutions Specification Guide</i> for product details.</li> <li>• 1 1/8"- thick worksurface: Low-Pressure Laminate or High-Pressure Laminate</li> <li>• 3 mm radius profile edge on user's side: plastic</li> <li>• Side and back edges: plastic default to match user's side</li> <li>• Partial-height or full-height modesty panel, if selected: paint price group 1</li> <li>• Two file/file pedestals: paint price group 1</li> <li>• Handle pulls on drawers: 0835 Black or 9211 Nickel</li> <li>• Lock face ring with plastic plug to accommodate lock cylinder: 9201 Polished Chrome</li> </ul>	<ol style="list-style-type: none"> <li>1 Style number</li> <li>2 Low-Pressure Laminate or High-Pressure Laminate color number for worksurface</li> <li>3 Plastic edge band color number for worksurface</li> <li>4 Paint color number for pedestals and modesty panel, if selected</li> <li>5 Color number for handle pulls: 0835 Black 9211 Nickel</li> <li>6 Options, if selected (see below)</li> </ol> <ul style="list-style-type: none"> <li>▶ See <i>Surface Materials</i>, page 101. <i>Tip: Remember to specify lock cylinder and key.</i></li> <li>▶ Lock Cylinders, see <i>Kick Solutions Specification Guide</i>.</li> </ul>

Options	Price	Required to Specify
<b>Surface Materials</b> <ul style="list-style-type: none"> <li>• Paint price group 1</li> <li>• Paint price group 2</li> </ul>	<ul style="list-style-type: none"> <li>No cost</li> <li>+\$62</li> </ul>	<ul style="list-style-type: none"> <li>Specify paint color number.</li> <li>Specify paint color number.</li> </ul>
<b>High-Pressure Laminate worksurfaces</b>		
<ul style="list-style-type: none"> <li>• Open Line laminate</li> </ul>	<ul style="list-style-type: none"> <li>+\$64 plus cost of laminate</li> </ul>	<ul style="list-style-type: none"> <li>▶ See <i>Surface Materials Reference Manual</i>.</li> </ul>
<b>Pedestals</b> <ul style="list-style-type: none"> <li>• Two box/box/file pedestals</li> <li>• One box/box/file pedestal and one file/file pedestal</li> </ul>	<ul style="list-style-type: none"> <li>+\$44</li> <li>+\$22</li> </ul>	<ul style="list-style-type: none"> <li>Specify with two box/box/file pedestals.</li> <li>Specify with one box/box/file pedestal and one file/file pedestal.</li> </ul>
<b>Pulls</b> <ul style="list-style-type: none"> <li>• Ledge pulls: 7207 Black</li> <li>• Ledge pulls: 4799 Platinum</li> </ul>	<ul style="list-style-type: none"> <li>+\$23</li> <li>+\$29</li> </ul>	<ul style="list-style-type: none"> <li>Specify with 7207 Black ledge pulls.</li> <li>Specify with 4799 Platinum ledge pulls.</li> </ul>
<b>Related Products</b> <ul style="list-style-type: none"> <li>• Worksurface-height power and communication access</li> <li>• Grommet package, field-installed</li> <li>• Box drawer divider</li> <li>• File drawer divider</li> <li>• Pencil tray</li> </ul>		<ul style="list-style-type: none"> <li>▶ Page 52</li> <li>▶ Page 70</li> <li>▶ See <i>GSA Volume 2</i>.</li> <li>▶ See <i>GSA Volume 2</i>.</li> <li>▶ See <i>GSA Volume 2</i>.</li> </ul>

SIN 711.1

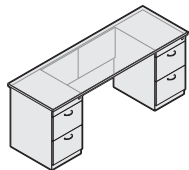
**Specification Information**

Dimensions			Style Number LPL	Base Price	Style Number HPL	Base Price
D	W	H				



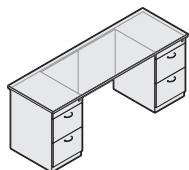
**Double-Pedestal Desk**

24"	60"	28½"	<b>TSAFLM2460</b>	\$1142	<b>TSAFHM2460</b>	\$1190
24"	66"	28½"	<b>TSAFLM2466</b>	\$1167	<b>TSAFHM2466</b>	\$1215
24"	72"	28½"	<b>TSAFLM2472</b>	\$1177	<b>TSAFHM2472</b>	\$1225
30"	60"	28½"	<b>TSAFLM3060</b>	\$1272	<b>TSAFHM3060</b>	\$1320
30"	66"	28½"	<b>TSAFLM3066</b>	\$1296	<b>TSAFHM3066</b>	\$1344
30"	72"	28½"	<b>TSAFLM3072</b>	\$1325	<b>TSAFHM3072</b>	\$1373
36"	60"	28½"	<b>TSAFLM3660</b>	\$1428	<b>TSAFHM3660</b>	\$1476
36"	66"	28½"	<b>TSAFLM3666</b>	\$1454	<b>TSAFHM3666</b>	\$1502
36"	72"	28½"	<b>TSAFLM3672</b>	\$1483	<b>TSAFHM3672</b>	\$1531



**Double-Pedestal Desk with Partial-Height Modesty Panel**

24"	60"	28½"	<b>TSAFLM2460M</b>	\$1199	<b>TSAFHM2460M</b>	\$1247
24"	66"	28½"	<b>TSAFLM2466M</b>	\$1224	<b>TSAFHM2466M</b>	\$1272
24"	72"	28½"	<b>TSAFLM2472M</b>	\$1234	<b>TSAFHM2472M</b>	\$1282
30"	60"	28½"	<b>TSAFLM3060M</b>	\$1329	<b>TSAFHM3060M</b>	\$1377
30"	66"	28½"	<b>TSAFLM3066M</b>	\$1353	<b>TSAFHM3066M</b>	\$1401
30"	72"	28½"	<b>TSAFLM3072M</b>	\$1382	<b>TSAFHM3072M</b>	\$1430
36"	60"	28½"	<b>TSAFLM3660M</b>	\$1485	<b>TSAFHM3660M</b>	\$1533
36"	66"	28½"	<b>TSAFLM3666M</b>	\$1511	<b>TSAFHM3666M</b>	\$1559
36"	72"	28½"	<b>TSAFLM3672M</b>	\$1540	<b>TSAFHM3672M</b>	\$1588



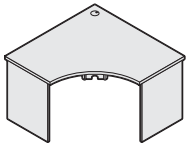
**Double-Pedestal Desk with Full-Height Modesty Panel**

24"	60"	28½"	<b>TSAFLM2460F</b>	\$1220	<b>TSAFHM2460F</b>	\$1268
24"	66"	28½"	<b>TSAFLM2466F</b>	\$1245	<b>TSAFHM2466F</b>	\$1293
24"	72"	28½"	<b>TSAFLM2472F</b>	\$1255	<b>TSAFHM2472F</b>	\$1303
30"	60"	28½"	<b>TSAFLM3060F</b>	\$1350	<b>TSAFHM3060F</b>	\$1398
30"	66"	28½"	<b>TSAFLM3066F</b>	\$1374	<b>TSAFHM3066F</b>	\$1422
30"	72"	28½"	<b>TSAFLM3072F</b>	\$1403	<b>TSAFHM3072F</b>	\$1451
36"	60"	28½"	<b>TSAFLM3660F</b>	\$1506	<b>TSAFHM3660F</b>	\$1554
36"	66"	28½"	<b>TSAFLM3666F</b>	\$1532	<b>TSAFHM3666F</b>	\$1580
36"	72"	28½"	<b>TSAFLM3672F</b>	\$1561	<b>TSAFHM3672F</b>	\$1609

Kick Freestanding  
Metal Desk

# Curved Corner Desks

SIN 711.1



*Tip: Standard worksurfaces are 1 1/8" thick. However, the actual thickness between Low-Pressure Laminate (LPL) and High-Pressure Laminate (HPL) worksurfaces is slightly different. It is recommended that only worksurfaces of the same type are specified in a given application. In addition, there may be sheen or texture differences when using LPL and HPL in adjacent applications. Please use caution when mixing and matching different worksurface types.*

Standard Includes	Required to Specify
<ul style="list-style-type: none"> <li>▶ Need help? See <i>Kick Solutions Specification Guide</i> for product details.</li> <li>• 1 1/8"- thick worksurface: Low-Pressure Laminate or High-Pressure Laminate</li> <li>• 3 mm radius profile edge on user's side: plastic</li> <li>• Side and back edges: plastic default to match user's side</li> <li>• Two full end panels on 24"D corner desks: paint price group 1</li> <li>• Two clear-access supports on 18"D corner desks: paint price group 1</li> <li>• Two partial-height or full-height modesty panels, if selected: paint price group 1</li> <li>• Rear corner support: paint price group 1</li> <li>• Grommet: black plastic</li> </ul> <p><i>Exception: Grommet is not available on Universal laminate worksurfaces</i></p>	<ul style="list-style-type: none"> <li>1 Style number</li> <li>2 Low-Pressure Laminate or High-Pressure Laminate color number for worksurface</li> <li>3 Plastic edge band color number for worksurface</li> <li>4 Paint color number for end panels, rear corner support, clear-access supports and modesty panels, if selected</li> <li>5 Options, if selected (see below)</li> </ul> <p>▶ See <i>Surface Materials</i>, page 101.</p>

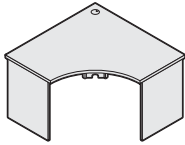
Options	Price	Required to Specify
<p><b>Surface Materials</b></p> <ul style="list-style-type: none"> <li>• End panels, supports, and modesty panels</li> <li>• Paint price group 1</li> <li>• Paint price group 2</li> </ul>	<p>No cost</p> <p>+\$41</p>	<p>Specify paint color number.</p> <p>Specify paint color number.</p>
<p><b>High-Pressure Laminate worksurfaces</b></p> <ul style="list-style-type: none"> <li>• Open Line laminate</li> </ul>	<p>+\$64</p> <p>plus cost of laminate</p>	<p>▶ See <i>Surface Materials Reference Manual</i>.</p>
<p><b>End Panels</b></p> <ul style="list-style-type: none"> <li>• One full end panel and one clear-access support</li> <li>• Two clear-access supports</li> </ul>	<p>No cost</p> <p>No cost</p>	<p>Specify with one full end panel and one clear-access support.</p> <p>Specify with two clear-access supports.</p>
<p><b>Related Products</b></p> <ul style="list-style-type: none"> <li>• Worksurface-height power and communication access</li> <li>• Wire cover for corner clear-access supports</li> </ul>		<p>▶ Page 52</p> <p>▶ Page 89</p>



SIN 711.1

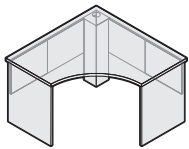
**Specification Information**

Dimensions			Style Number	Base Price	Style Number	Base Price
D	W	H	LPL		HPL	



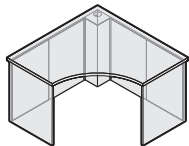
**Corner Desks**

18"	36"	28½"	<b>TSAFLC1836</b>	\$ 847	<b>TSAFHC1836</b>	\$ 883
18"	42"	28½"	<b>TSAFLC1842</b>	\$ 880	<b>TSAFHC1842</b>	\$ 916
18"	48"	28½"	<b>TSAFLC1848</b>	\$ 919	<b>TSAFHC1848</b>	\$ 955
24"	36"	28½"	<b>TSAFLC2436</b>	\$ 838	<b>TSAFHC2436</b>	\$ 874
24"	42"	28½"	<b>TSAFLC2442</b>	\$ 874	<b>TSAFHC2442</b>	\$ 910
24"	48"	28½"	<b>TSAFLC2448</b>	\$ 913	<b>TSAFHC2448</b>	\$ 949



**Corner Desks with Partial-Height Modesty Panels**

18"	36"	28½"	<b>TSAFLC1836M</b>	\$ 935	<b>TSAFHC1836M</b>	\$ 971
18"	42"	28½"	<b>TSAFLC1842M</b>	\$ 968	<b>TSAFHC1842M</b>	\$1004
18"	48"	28½"	<b>TSAFLC1848M</b>	\$1007	<b>TSAFHC1848M</b>	\$1043
24"	36"	28½"	<b>TSAFLC2436M</b>	\$ 926	<b>TSAFHC2436M</b>	\$ 962
24"	42"	28½"	<b>TSAFLC2442M</b>	\$ 962	<b>TSAFHC2442M</b>	\$ 998
24"	48"	28½"	<b>TSAFLC2448M</b>	\$1001	<b>TSAFHC2448M</b>	\$1037



**Corner Desks with Partial-Height Modesty Panels**

18"	36"	28½"	<b>TSAFLC1836F</b>	\$ 981	<b>TSAFHC1836F</b>	\$1017
18"	42"	28½"	<b>TSAFLC1842F</b>	\$1014	<b>TSAFHC1842F</b>	\$1050
18"	48"	28½"	<b>TSAFLC1848F</b>	\$1053	<b>TSAFHC1848F</b>	\$1089
24"	36"	28½"	<b>TSAFLC2436F</b>	\$ 972	<b>TSAFHC2436F</b>	\$1008
24"	42"	28½"	<b>TSAFLC2442F</b>	\$1008	<b>TSAFHC2442F</b>	\$1044
24"	48"	28½"	<b>TSAFLC2448F</b>	\$1047	<b>TSAFHC2448F</b>	\$1083

Kick Freestanding Metal Desk

**Wire Cover for Corner Clear-Access Supports**



Standard Includes	Required to Specify
-------------------	---------------------

- Wire cover: paint group 1

- 1 Style number
  - 2 Paint color number for wire cover
  - 3 Options, if selected (see below)
- ▶ See *Surface Materials*, page 101.

Options	Price	Required to Specify
---------	-------	---------------------

- |                          |  |                  |  |
|--------------------------|--|------------------|--|
| <b>Surface Materials</b> | <ul style="list-style-type: none"> <li>• Paint price group 1</li> <li>• Paint price group 2</li> </ul> | No cost<br>+\$10 | Specify paint color number.<br>Specify paint color number. |
|--------------------------|--|------------------|--|

**Specification Information**

Dimensions		Style Number	Base Price
W	H		
8½"	26"	<b>TSAFCVR</b>	\$47

# Returns

SIN 711.1

Standard Includes		Required to Specify
<ul style="list-style-type: none"> <li>▶ Need help? See <i>Kick Solutions Specification Guide</i> for product details.</li> </ul>	<ul style="list-style-type: none"> <li>• 1 1/8" thick worksurface: Low-Pressure Laminate or High-Pressure Laminate</li> <li>• 3 mm radius profile edge on user's side: plastic</li> <li>• Side and back edges: plastic default to match user's side</li> <li>• One full end panel: paint price group 1</li> <li>• Partial-height or full-height modesty panel, if selected: paint price group 1</li> <li>• Attachment hardware</li> </ul>	<ol style="list-style-type: none"> <li>1 Style number</li> <li>2 Low-Pressure Laminate or High-Pressure Laminate color number for worksurface</li> <li>3 Plastic edge band color number for worksurface</li> <li>4 Paint color number for end panel and modesty panel, if selected</li> <li>5 Options, if selected (see below)</li> </ol> <p>▶ See <i>Surface Materials</i>, page 101.</p>

*Tip: Standard worksurfaces are 1 1/8" thick. However, the actual thickness between Low-Pressure Laminate (LPL) and High-Pressure Laminate (HPL) worksurfaces is slightly different. It is recommended that only worksurfaces of the same type are specified in a given application. In addition, there may be sheen or texture differences when using LPL and HPL in adjacent applications. Please use caution when mixing and matching different worksurface types.*

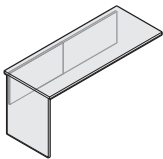
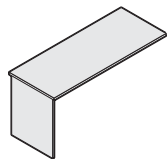
Options	Price	Required to Specify
<b>Surface Materials</b> <ul style="list-style-type: none"> <li>• End panel and modesty panel</li> <li>• Paint price group 1</li> <li>• Paint price group 2</li> </ul>	<ul style="list-style-type: none"> <li>No cost</li> <li>+\$16</li> </ul>	<ul style="list-style-type: none"> <li>Specify paint color number.</li> <li>Specify paint color number.</li> </ul>
<ul style="list-style-type: none"> <li>• High-Pressure Laminate worksurfaces</li> <li>• Open Line laminate</li> </ul>	<ul style="list-style-type: none"> <li>+\$64 plus cost of laminate</li> </ul>	<p>▶ See <i>Surface Materials Reference Manual</i>.</p>
<b>Related Products</b> <ul style="list-style-type: none"> <li>• Worksurface-height power and communication access</li> <li>• Reinforcing channel</li> <li>• Grommet package, field-installed</li> </ul>		<ul style="list-style-type: none"> <li>▶ Page 52</li> <li>▶ Page 69</li> <li>▶ Page 70</li> </ul>

Specification Information						
Dimensions			Style Number	Base Price	Style Number	Base Price
D	W	H	LPL		HPL	

Returns						
24"	24"	28 1/2"	<b>TSAFLE2424</b>	\$444	<b>TSAFHE2424</b>	\$492
24"	30"	28 1/2"	<b>TSAFLE2430</b>	\$451	<b>TSAFHE2430</b>	\$499
24"	36"	28 1/2"	<b>TSAFLE2436</b>	\$467	<b>TSAFHE2436</b>	\$515
24"	42"	28 1/2"	<b>TSAFLE2442</b>	\$485	<b>TSAFHE2442</b>	\$533
24"	48"	28 1/2"	<b>TSAFLE2448</b>	\$512	<b>TSAFHE2448</b>	\$560
24"	54"	28 1/2"	<b>TSAFLE2454</b>	\$547	<b>TSAFHE2454</b>	\$595
24"	60"	28 1/2"	<b>TSAFLE2460</b>	\$566	<b>TSAFHE2460</b>	\$614

Corner Desks with Partial-Height Modesty Panels						
24"	24"	28 1/2"	<b>TSAFLE2424M</b>	\$489	<b>TSAFHE2424M</b>	\$537
24"	30"	28 1/2"	<b>TSAFLE2430M</b>	\$496	<b>TSAFHE2430M</b>	\$544
24"	36"	28 1/2"	<b>TSAFLE2436M</b>	\$512	<b>TSAFHE2436M</b>	\$560
24"	48"	28 1/2"	<b>TSAFLE2442M</b>	\$530	<b>TSAFHE2442M</b>	\$578
24"	48"	28 1/2"	<b>TSAFLE2448M</b>	\$557	<b>TSAFHE2448M</b>	\$605
24"	54"	28 1/2"	<b>TSAFLE2454M</b>	\$592	<b>TSAFHE2454M</b>	\$640
24"	60"	28 1/2"	<b>TSAFLE2460M</b>	\$611	<b>TSAFHE2460M</b>	\$659

▶ **Specification Information, continued on next page**

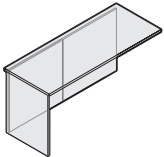


SIN 711.1

► Specification Information, continued from previous page

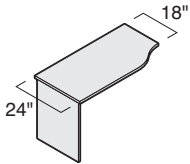
**Specification Information**

Dimensions			Style Number LPL	Base Price	Style Number HPL	Base Price
D	W	H				



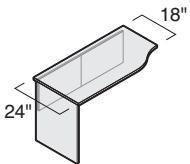
**Returns with Full-Height Modesty Panel**

24"	24"	28½"	<b>TSAFLE2424F</b>	\$510	<b>TSAFHE2424F</b>	\$558
24"	30"	28½"	<b>TSAFLE2430F</b>	\$517	<b>TSAFHE2430F</b>	\$565
24"	36"	28½"	<b>TSAFLE2436F</b>	\$533	<b>TSAFHE2436F</b>	\$581
24"	42"	28½"	<b>TSAFLE2442F</b>	\$551	<b>TSAFHE2442F</b>	\$599
24"	48"	28½"	<b>TSAFLE2448F</b>	\$578	<b>TSAFHE2448F</b>	\$626
24"	54"	28½"	<b>TSAFLE2454F</b>	\$613	<b>TSAFHE2454F</b>	\$661
24"	60"	28½"	<b>TSAFLE2460F</b>	\$632	<b>TSAFHE2460F</b>	\$680



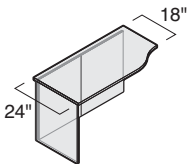
**Left-Hand Transition Returns**

18"	36"	28½"	<b>TSAFLF1836</b>	\$525	<b>TSAFHF1836</b>	\$573
18"	42"	28½"	<b>TSAFLF1842</b>	\$543	<b>TSAFHF1842</b>	\$591
18"	48"	28½"	<b>TSAFLF1848</b>	\$589	<b>TSAFHF1848</b>	\$637



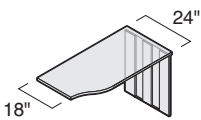
**Left-Hand Transition Returns with Partial-Height Modesty Panel**

18"	36"	28½"	<b>TSAFLF1836M</b>	\$570	<b>TSAFHF1836M</b>	\$618
18"	42"	28½"	<b>TSAFLF1842M</b>	\$588	<b>TSAFHF1842M</b>	\$636
18"	48"	28½"	<b>TSAFLF1848M</b>	\$634	<b>TSAFHF1848M</b>	\$682



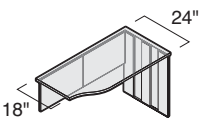
**Left-Hand Transition Returns with Full-Height Modesty Panel**

18"	36"	28½"	<b>TSAFLF1836F</b>	\$591	<b>TSAFHF1836F</b>	\$639
18"	42"	28½"	<b>TSAFLF1842F</b>	\$609	<b>TSAFHF1842F</b>	\$657
18"	48"	28½"	<b>TSAFLF1848F</b>	\$655	<b>TSAFHF1848F</b>	\$703



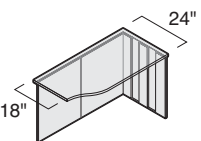
**Right-Hand Transition Returns**

18"	36"	28½"	<b>TSAFLG1836</b>	\$525	<b>TSAFHG1836</b>	\$573
18"	42"	28½"	<b>TSAFLG1842</b>	\$543	<b>TSAFHG1842</b>	\$591
18"	48"	28½"	<b>TSAFLG1848</b>	\$589	<b>TSAFHG1848</b>	\$637



**Right-Hand Transition Returns with Partial-Height Modesty Panel**

18"	36"	28½"	<b>TSAFLG1836M</b>	\$570	<b>TSAFHG1836M</b>	\$618
18"	42"	28½"	<b>TSAFLG1842M</b>	\$588	<b>TSAFHG1842M</b>	\$636
18"	48"	28½"	<b>TSAFLG1848M</b>	\$634	<b>TSAFHG1848M</b>	\$682



**Right-Hand Transition Returns with Full-Height Modesty Panel**

18"	36"	28½"	<b>TSAFLG1836F</b>	\$591	<b>TSAFHG1836F</b>	\$639
18"	42"	28½"	<b>TSAFLG1842F</b>	\$609	<b>TSAFHG1842F</b>	\$657
18"	48"	28½"	<b>TSAFLG1848F</b>	\$655	<b>TSAFHG1848F</b>	\$703

Kick Freestanding Metal Desk

# Single-Pedestal Returns

SIN 711.1

Standard Includes		Required to Specify
<ul style="list-style-type: none"> <li>▶ Need help? See <i>Kick Solutions Specification Guide</i> for product details.</li> </ul>	<ul style="list-style-type: none"> <li>• 1 1/8" thick worksurface: Low-Pressure Laminate or High-Pressure Laminate</li> <li>• 3 mm radius profile edge on user's side: plastic</li> <li>• Side and back edges: plastic default to match user's side</li> <li>• One full end panel: paint price group 1</li> <li>• Partial-height or full-height modesty panel, if selected: paint price group 1</li> <li>• One file/file pedestal: paint price group 1</li> <li>• Handle pulls on drawers: 0835 Black or 9211 Nickel</li> <li>• Lock face ring with plastic plug to accommodate lock cylinder: 9201 Polished Chrome</li> <li>• Attachment hardware</li> </ul>	<ol style="list-style-type: none"> <li>1 Style number</li> <li>2 Low-Pressure Laminate or High-Pressure Laminate color number for worksurface</li> <li>3 Plastic edge band color number for work-surface</li> <li>4 Paint color number for end panel, pedestal, and modesty panel, if selected</li> <li>5 Finish color number for handle pulls: 0835 Black 9211 Nickel</li> <li>6 Options, if selected (see below)                             <ul style="list-style-type: none"> <li>▶ See <i>Surface Materials</i>, page 101.</li> <li><i>Tip: Remember to specify lock cylinder and key.</i></li> <li>▶ Lock Cylinders, see <i>Kick Solutions Specification Guide</i>.</li> </ul> </li> </ol>

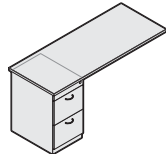
*Tip: Standard worksurfaces are 1 1/8" thick. However, the actual thickness between Low-Pressure Laminate (LPL) and High-Pressure Laminate (HPL) worksurfaces is slightly different. It is recommended that only worksurfaces of the same type are specified in a given application. In addition, there may be sheen or texture differences when using LPL and HPL in adjacent applications. Please use caution when mixing and matching different worksurface types.*

Options	Price	Required to Specify
<b>Surface Materials</b> <ul style="list-style-type: none"> <li>• End panel, pedestal, and modesty panel                             <ul style="list-style-type: none"> <li>• Paint price group 1: No cost</li> <li>• Paint price group 2: +\$31</li> </ul> </li> <li>• High-Pressure Laminate worksurfaces                             <ul style="list-style-type: none"> <li>• Open Line laminate: +\$64 plus cost of laminate</li> </ul> </li> </ul>		Specify paint color number. Specify paint color number. ▶ See <i>Surface Materials Reference Manual</i> .
<b>Pedestals</b> <ul style="list-style-type: none"> <li>• One box/box/file pedestal</li> </ul>	+ \$22	Specify with box/box/file pedestal.
<b>Pulls</b> <ul style="list-style-type: none"> <li>• Ledge pulls: 7207 Black</li> <li>• Ledge pulls: 4799 Platinum</li> </ul>	+ \$23 + \$29	Specify with 7207 Black ledge pulls. Specify with 4799 Platinum ledge pulls.
<b>Related Products</b> <ul style="list-style-type: none"> <li>• Worksurface-height power and communication access</li> <li>• Grommet package, field-installed</li> <li>• Box drawer divider</li> <li>• File drawer divider</li> <li>• Pencil tray</li> </ul>		▶ Page 52 ▶ Page 70 ▶ See <i>GSA Volume 2</i> . ▶ See <i>GSA Volume 2</i> . ▶ See <i>GSA Volume 2</i> .

Specification Information						
Dimensions			Style Number	Base Price	Style Number	Base Price
D	W	H	LPL		HPL	
:	:	:	:	:	:	:
:	:	:	:	:	:	:

Single-Pedestal Returns						
Dimensions	Style Number	Base Price	Style Number	Base Price	Style Number	Base Price
24" 24" 28 1/2"	<b>TSAFLR2424</b>	\$651	<b>TSAFHR2424</b>	\$699		
24" 30" 28 1/2"	<b>TSAFLR2430</b>	\$655	<b>TSAFHR2430</b>	\$703		
24" 36" 28 1/2"	<b>TSAFLR2436</b>	\$674	<b>TSAFHR2436</b>	\$722		
24" 42" 28 1/2"	<b>TSAFLR2442</b>	\$690	<b>TSAFHR2442</b>	\$738		
24" 48" 28 1/2"	<b>TSAFLR2448</b>	\$718	<b>TSAFHR2448</b>	\$766		
24" 54" 28 1/2"	<b>TSAFLR2454</b>	\$752	<b>TSAFHR2454</b>	\$800		
24" 60" 28 1/2"	<b>TSAFLR2460</b>	\$770	<b>TSAFHR2460</b>	\$818		

▶ Specification Information, continued on next page

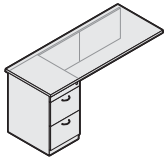


SIN 711.1

► Specification Information, continued from previous page

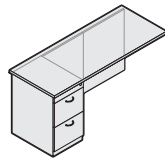
**Specification Information**

Dimensions			Style Number LPL	Base Price	Style Number HPL	Base Price
D	W	H				



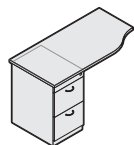
**Single-Pedestal Returns with Partial-Height Modesty Panel**

24"	24"	28½"	<b>TSAFLR2424M</b>	\$696	<b>TSAFHR2424M</b>	\$744
24"	30"	28½"	<b>TSAFLR2430M</b>	\$700	<b>TSAFHR2430M</b>	\$748
24"	36"	28½"	<b>TSAFLR2436M</b>	\$719	<b>TSAFHR2436M</b>	\$767
24"	42"	28½"	<b>TSAFLR2442M</b>	\$735	<b>TSAFHR2442M</b>	\$783
24"	48"	28½"	<b>TSAFLR2448M</b>	\$763	<b>TSAFHR2448M</b>	\$811
24"	54"	28½"	<b>TSAFLR2454M</b>	\$797	<b>TSAFHR2454M</b>	\$845
24"	60"	28½"	<b>TSAFLR2460M</b>	\$815	<b>TSAFHR2460M</b>	\$863



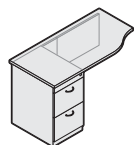
**Single-Pedestal Returns with Full-Height Modesty Panel**

24"	24"	28½"	<b>TSAFLR2424F</b>	\$717	<b>TSAFHR2424F</b>	\$765
24"	30"	28½"	<b>TSAFLR2430F</b>	\$721	<b>TSAFHR2430F</b>	\$769
24"	36"	28½"	<b>TSAFLR2436F</b>	\$740	<b>TSAFHR2436F</b>	\$788
24"	42"	28½"	<b>TSAFLR2442F</b>	\$756	<b>TSAFHR2442F</b>	\$804
24"	48"	28½"	<b>TSAFLR2448F</b>	\$784	<b>TSAFHR2448F</b>	\$832
24"	54"	28½"	<b>TSAFLR2454F</b>	\$818	<b>TSAFHR2454F</b>	\$866
24"	60"	28½"	<b>TSAFLR2460F</b>	\$836	<b>TSAFHR2460F</b>	\$884



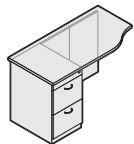
**Left-Hand Single-Pedestal Transition Returns**

18"	36"	28½"	<b>TSAFLT1836</b>	\$731	<b>TSAFHT1836</b>	\$779
18"	42"	28½"	<b>TSAFLT1842</b>	\$749	<b>TSAFHT1842</b>	\$797
18"	48"	28½"	<b>TSAFLT1848</b>	\$795	<b>TSAFHT1848</b>	\$843



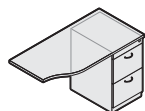
**Left-Hand Single-Pedestal Transition Returns with Partial-Height Modesty Panel**

18"	36"	28½"	<b>TSAFLT1836M</b>	\$776	<b>TSAFHT1836M</b>	\$824
18"	42"	28½"	<b>TSAFLT1842M</b>	\$794	<b>TSAFHT1842M</b>	\$842
18"	48"	28½"	<b>TSAFLT1848M</b>	\$840	<b>TSAFHT1848M</b>	\$888



**Left-Hand Single-Pedestal Transition Returns with Full-Height Modesty Panel**

18"	36"	28½"	<b>TSAFLT1836F</b>	\$797	<b>TSAFHT1836F</b>	\$845
18"	42"	28½"	<b>TSAFLT1842F</b>	\$815	<b>TSAFHT1842F</b>	\$863
18"	48"	28½"	<b>TSAFLT1848F</b>	\$861	<b>TSAFHT1848F</b>	\$909



**Right-Hand Single-Pedestal Transition Returns**

18"	36"	28½"	<b>TSAFLU1836</b>	\$731	<b>TSAFHU1836</b>	\$779
18"	42"	28½"	<b>TSAFLU1842</b>	\$749	<b>TSAFHU1842</b>	\$797
18"	48"	28½"	<b>TSAFLU1848</b>	\$795	<b>TSAFHU1848</b>	\$843

► Specification Information, continued on next page

Kick Freestanding Metal Desk

**Kick Freestanding Metal Desk**

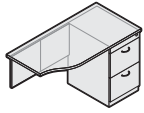
Single-Pedestal Returns, continued

**SIN 711.1**

► **Specification Information, continued from previous page**

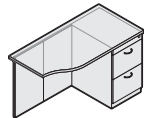
**Specification Information**

• Dimensions			• Style Number LPL	• Base Price	• Style Number HPL	• Base Price
D	W	H				



**Right-Hand Single-Pedestal Transition Returns with Partial-Height Modesty Panel**

18"	36"	28½"	<b>TSAFLU1836M</b>	\$776	<b>TSAFHU1836M</b>	\$824
18"	42"	28½"	<b>TSAFLU1842M</b>	\$794	<b>TSAFHU1842M</b>	\$842
18"	48"	28½"	<b>TSAFLU1848M</b>	\$840	<b>TSAFHU1848M</b>	\$888
:	:	:	:	:	:	:



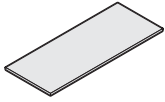
**Right-Hand Single-Pedestal Transition Returns with Full-Height Modesty Panel**

18"	36"	28½"	<b>TSAFLU1836F</b>	\$797	<b>TSAFHU1836F</b>	\$845
18"	42"	28½"	<b>TSAFLU1842F</b>	\$815	<b>TSAFHU1842F</b>	\$863
18"	48"	28½"	<b>TSAFLU1848F</b>	\$861	<b>TSAFHU1848F</b>	\$909
:	:	:	:	:	:	:

**SIN 711.1**

# Bridges

SIN 711.1



Standard Includes	Required to Specify
<ul style="list-style-type: none"> <li>▶ Need help? See <i>Kick Solutions Specification Guide</i> for product details.</li> <li>• 1 1/8" thick worksurface: Low-Pressure Laminate or High-Pressure Laminate</li> <li>• 3 mm radius profile edge on user's side: plastic</li> <li>• Side and back edges: plastic default to match user's side</li> <li>• Partial-height or full-height modesty panel, if selected: paint price group 1</li> <li>• Attachment hardware</li> </ul>	<ol style="list-style-type: none"> <li>1 Style number</li> <li>2 Low-Pressure Laminate or High-Pressure Laminate color number for worksurface</li> <li>3 Plastic edge band color number for worksurface</li> <li>4 Paint color number for modesty panel, if selected</li> <li>5 Options, if selected (see below)</li> </ol> <p>▶ See <i>Surface Materials</i>, page 101.</p>

*Tip: Standard worksurfaces are 1 1/8" thick. However, the actual thickness between Low-Pressure Laminate (LPL) and High-Pressure Laminate (HPL) worksurfaces is slightly different. It is recommended that only worksurfaces of the same type are specified in a given application. In addition, there may be sheen or texture differences when using LPL and HPL in adjacent applications. Please use caution when mixing and matching different worksurface types.*

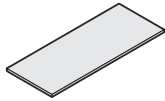
Options	Price	Required to Specify
<b>Surface Materials</b> <ul style="list-style-type: none"> <li>• <b>Modesty panel</b></li> <li>• Paint price group 1</li> <li>• Paint price group 2</li> </ul>	<p>No cost +\$10</p>	<p>Specify paint color number. Specify paint color number.</p>
<ul style="list-style-type: none"> <li>• <b>High-Pressure Laminate worksurfaces</b></li> <li>• Open Line laminate</li> </ul>	<p>+\$64 plus cost of laminate</p>	<p>▶ See <i>Surface Materials Reference Manual</i>.</p>
<b>Related Products</b> <ul style="list-style-type: none"> <li>• Worksurface-height power and communication access</li> <li>• Reinforcing channel</li> <li>• Grommet package, field-installed</li> </ul>		<p>▶ Page 52 ▶ Page 69 ▶ Page 70</p>



SIN 711.1

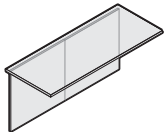
**Specification Information**

Dimensions			Style Number LPL	Base Price	Style Number HPL	Base Price
D	W	H				



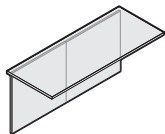
**Bridges**

18"	36"	28½"	<b>TSAFLB1836</b>	\$206	<b>TSAFHB1836</b>	\$254
18"	42"	28½"	<b>TSAFLB1842</b>	\$229	<b>TSAFHB1842</b>	\$277
18"	48"	28½"	<b>TSAFLB1848</b>	\$256	<b>TSAFHB1848</b>	\$304
18"	60"	28½"	<b>TSAFLB1860</b>	\$308	<b>TSAFHB1860</b>	\$356
24"	36"	28½"	<b>TSAFLB2436</b>	\$229	<b>TSAFHB2436</b>	\$277
24"	42"	28½"	<b>TSAFLB2442</b>	\$251	<b>TSAFHB2442</b>	\$299
24"	48"	28½"	<b>TSAFLB2448</b>	\$279	<b>TSAFHB2448</b>	\$327
24"	60"	28½"	<b>TSAFLB2460</b>	\$333	<b>TSAFHB2460</b>	\$381



**Bridges with Partial-Height Modesty Panel**

18"	36"	28½"	<b>TSAFLB1836M</b>	\$294	<b>TSAFHB1836M</b>	\$342
18"	42"	28½"	<b>TSAFLB1842M</b>	\$317	<b>TSAFHB1842M</b>	\$365
18"	48"	28½"	<b>TSAFLB1848M</b>	\$344	<b>TSAFHB1848M</b>	\$392
18"	60"	28½"	<b>TSAFLB1860M</b>	\$396	<b>TSAFHB1860M</b>	\$444
24"	36"	28½"	<b>TSAFLB2436M</b>	\$317	<b>TSAFHB2436M</b>	\$365
24"	42"	28½"	<b>TSAFLB2442M</b>	\$339	<b>TSAFHB2442M</b>	\$387
24"	48"	28½"	<b>TSAFLB2448M</b>	\$367	<b>TSAFHB2448M</b>	\$415
24"	60"	28½"	<b>TSAFLB2460M</b>	\$421	<b>TSAFHB2460M</b>	\$469



**Bridges with Full-Height Modesty Panel**

18"	36"	28½"	<b>TSAFLB1836F</b>	\$317	<b>TSAFHB1836F</b>	\$365
18"	42"	28½"	<b>TSAFLB1842F</b>	\$340	<b>TSAFHB1842F</b>	\$388
18"	48"	28½"	<b>TSAFLB1848F</b>	\$367	<b>TSAFHB1848F</b>	\$415
18"	60"	28½"	<b>TSAFLB1860F</b>	\$419	<b>TSAFHB1860F</b>	\$467
24"	36"	28½"	<b>TSAFLB2436F</b>	\$340	<b>TSAFHB2436F</b>	\$388
24"	42"	28½"	<b>TSAFLB2442F</b>	\$362	<b>TSAFHB2442F</b>	\$410
24"	48"	28½"	<b>TSAFLB2448F</b>	\$390	<b>TSAFHB2448F</b>	\$438
24"	60"	28½"	<b>TSAFLB2460F</b>	\$444	<b>TSAFHB2460F</b>	\$492

Kick Freestanding Metal Desk

# Peninsula Worksurfaces

SIN 711.1

*Tip: Standard worksurfaces are 1 1/8" thick. However, the actual thickness between Low-Pressure Laminate (LPL) and High-Pressure Laminate (HPL) worksurfaces is slightly different. It is recommended that only worksurfaces of the same type are specified in a given application. In addition, there may be sheen or texture differences when using LPL and HPL in adjacent applications. Please use caution when mixing and matching different worksurface types.*

Standard Includes	Required to Specify
<ul style="list-style-type: none"> <li>▶ Need help? See <i>Kick Solutions Specification Guide</i> for product details.</li> <li>• 1 1/8"- thick worksurface: Low-Pressure Laminate or High-Pressure Laminate</li> <li>• 3 mm radius profile edge on user's side: plastic</li> <li>• Side and back edges: plastic default to match user's side</li> <li>• Post leg: paint price group 1</li> <li>• Full end panel: paint price group 1</li> <li>• Partial-height or full-height modesty panel, if selected: paint price group 1</li> </ul>	<ol style="list-style-type: none"> <li>1 Style number</li> <li>2 Low-Pressure Laminate or High-Pressure Laminate color number for worksurface</li> <li>3 Plastic edge band color number for worksurface</li> <li>4 Paint color number for post leg, end panel, and modesty panel, if selected</li> <li>5 Options, if selected (see below)</li> </ol> <p>▶ See <i>Surface Materials</i>, page 101.</p>

Options	Price	Required to Specify
<b>Surface Materials</b> <ul style="list-style-type: none"> <li>• Post leg, end panel, and modesty panel</li> <li>• Paint price group 1</li> <li>• Paint price group 2</li> </ul>	<ul style="list-style-type: none"> <li>No cost</li> <li>+\$10</li> </ul>	<ul style="list-style-type: none"> <li>Specify paint color number.</li> <li>Specify paint color number.</li> </ul>
<ul style="list-style-type: none"> <li>• High-Pressure Laminate worksurfaces</li> <li>• Open Line laminate</li> </ul>	<ul style="list-style-type: none"> <li>+\$64 plus cost of laminate</li> </ul>	<p>▶ See <i>Surface Materials Reference Manual</i>.</p>

Specification Information						
Dimensions			Style Number	Base Price	Style Number	Base Price
D	W	H	LPL		HPL	

### Peninsulas

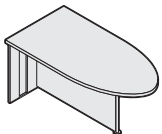
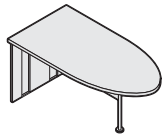
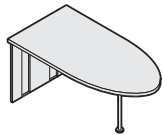
30"	60"	28 1/2"	<b>TSAFLP3060</b>	\$ 968	<b>TSAFHP3060</b>	\$ 994
30"	72"	28 1/2"	<b>TSAFLP3072</b>	\$ 980	<b>TSAFHP3072</b>	\$1006
:	:	:	:	:	:	:

### Peninsulas with Partial-Height Modesty Panel

30"	60"	28 1/2"	<b>TSAFLP3060M</b>	\$1013	<b>TSAFHP3060M</b>	\$1039
30"	72"	28 1/2"	<b>TSAFLP3072M</b>	\$1025	<b>TSAFHP3072M</b>	\$1051
:	:	:	:	:	:	:

### Peninsulas with Full-Height Modesty Panel

30"	60"	28 1/2"	<b>TSAFLP3060F</b>	\$1068	<b>TSAFHP3060F</b>	\$1094
30"	72"	28 1/2"	<b>TSAFLP3072F</b>	\$1080	<b>TSAFHP3072F</b>	\$1106
:	:	:	:	:	:	:



# Overhead Storage Cabinets

SIN 711.1

Standard Includes	Required to Specify
<ul style="list-style-type: none"> <li>▶ Need help? See <i>Kick Solutions Specification Guide</i> for product details.</li> <li>• Overhead storage cabinet with finished back: paint price group 1</li> <li>• Two locking hinged doors, if selected: paint price group 1</li> <li>• Lock face ring with plastic plug to accommodate lock cylinders, if selected: 9201 Polished Chrome</li> <li>• Grommet in middle on 60"W or wider cabinets with hinged doors</li> </ul>	<ol style="list-style-type: none"> <li>1 Style number</li> <li>2 Paint color number for cabinet</li> <li>3 Options, if selected (see below)                             <ul style="list-style-type: none"> <li>▶ See <i>Surface Materials</i>, page 101.</li> <li><i>Tip: Remember to specify lock cylinder and key.</i></li> <li>▶ Lock Cylinders, see <i>Kick Solutions Specification Guide</i>.</li> </ul> </li> </ol>

Options	Price	Required to Specify
<b>Surface Materials</b> <ul style="list-style-type: none"> <li>• Overhead storage with shelves</li> <li>• Paint price group 1</li> <li>• Paint price group 2</li> </ul>	No cost +\$37	Specify paint color number. Specify paint color number.
<b>Overhead storage cabinet with hinged doors</b> <ul style="list-style-type: none"> <li>• Paint price group 1</li> <li>• Paint price group 2</li> </ul>	No cost +\$43	Specify paint color number. Specify paint color number.
<b>Cabinet</b> <ul style="list-style-type: none"> <li>• Back panel removed</li> <li>• Two cable managers</li> <li>• Middle door for 72" overhead storage cabinet</li> </ul>	-\$47 +\$45 +\$87	Specify <i>with back panel removed</i> . Specify <i>with two cable managers</i> . Specify <i>with middle door</i> .

*Tip: Middle door does not lock.*

## Specification Information

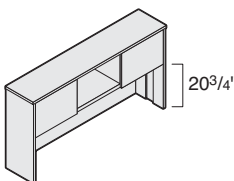
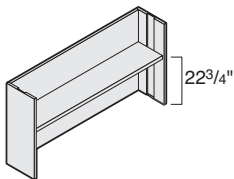
Dimensions	Style	Base
D W H	Number	Price

### Overhead Storage with Shelves

14½"	48"	30¾"	<b>TSAFSS48</b>	\$417
14½"	60"	30¾"	<b>TSAFSS60</b>	\$422
14½"	66"	30¾"	<b>TSAFSS66</b>	\$424
14½"	72"	30¾"	<b>TSAFSS72</b>	\$428
.	.	.	.	.

### Overhead Storage Cabinets with Hinged Doors

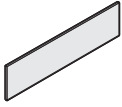
14½"	48"	38"	<b>TSAFSD48</b>	\$805
14½"	60"	38"	<b>TSAFSD60</b>	\$847
14½"	66"	38"	<b>TSAFSD66</b>	\$878
14½"	72"	38"	<b>TSAFSD72</b>	\$894
.	.	.	.	.



Kick Freestanding Metal Desk

# Tackboards

SIN 711.1



*Tip: Tackboards require overhead storage cabinets with back panels.*

Standard Includes	Required to Specify
<ul style="list-style-type: none"> <li>▶ Need help? See <i>Kick Solutions Specification Guide</i> for product details.</li> <li>• Tackboard: Kick standard fabric price group A</li> </ul>	<ul style="list-style-type: none"> <li>1 Style number</li> <li>2 Fabric color number for tackboard</li> <li>3 Options, if selected (see below)</li> <li>▶ See <i>Surface Materials</i>, page 101.</li> </ul>

Surface Materials	Options	Price	Required to Specify
	• Kick standard fabric price group A	No cost	Specify fabric color number.
	• Fabric price group 1	+\$ 5	Specify fabric color number.
	• Fabric price group 2	+\$19	Specify fabric color number.
	• Fabric price group 3	+\$29	Specify fabric color number.
	• Fabric price group 4	+\$76	Specify fabric color number.
	• Customer's Own Material (COM)	+\$75	▶ See <i>Surface Materials Reference Manual</i> to specify.

Specification Information			
• Dimensions		• Style	• Base
W	H	Number	Price
48"	19"	<b>TSAFTB48</b>	\$235
60"	19"	<b>TSAFTB60</b>	\$256
66"	19"	<b>TSAFTB66</b>	\$262
72"	19"	<b>TSAFTB72</b>	\$285
:	:	:	:

# Surface Materials

**This listing** includes all the surface material choices that are available for the products in this specification guide.

## Paint

### Steelcase Surfaces

Applies to:

- End panels
- Modesty panels
- Pedestals
- Supports
- Post legs
- Overhead storage cabinets

### Price Group 1

- 7207 Black
- 7225 Sand
- 7241 Arctic White
- 7243 Seagull

### Price Group 2

#### Smooth Metallic

- 4750 Champagne Metallic
- 4798 Sterling Metallic
- 4799 Platinum Metallic

#### Textured Metallic

- 7246 Midnight Metallic

Applies to:

- Handle pulls
- 0835 Black
- 9211 Nickel

Applies to:

- Ledge pulls
- 7207 Black
- 4799 Platinum Metallic

## Laminate

### Steelcase Surfaces

#### Low-Pressure Laminate

Applies to:

- Kick worksurfaces
- 247L Black Version 2 LPL
- 25L1 Winter on Maple LPL
- 25L5 Virginia Walnut LPL
- 25L6 Blackwood LPL
- 25L8 Clear Walnut LPL
- 25L9 Warm Oak LPL
- 262L Marbled Maple LPL
- 264L Chocolate Walnut LPL
- 267L Marbled Cherry Version 2 LPL
- 26L1 Natural Cherry Version 2 LPL
- 2L03 Brushed Silver LPL
- 2L30 Arctic White LPL
- 2L50 Vanadium Fiber LPL
- 2L52 Tungsten Fiber LPL
- 2L83 Seagull LPL
- 2L85 Dune LPL
- 2LAT Acacia LPL

#### High-Pressure Laminate

Applies to:

- Kick worksurfaces
- 2406 Clear Cherry
- 2412 Natural Cherry Version 2 HPL
- 2503 Brushed Silver HPL
- 2511 Winter on Maple HPL
- 2535 Virginia Walnut HPL
- 2536 Blackwood HPL
- 2538 Clear Walnut HPL
- 2539 Warm Oak HPL
- 2612 Marbled Maple HPL
- 2614 Chocolate Walnut HPL
- 2615 Marbled Cherry Version 2 HPL
- 2730 Arctic White HPL
- 2746 Black HPL
- 2850 Vanadium Fiber HPL
- 2852 Tungsten Fiber HPL
- 2883 Seagull HPL
- 2885 Dune HPL

## Custom Surfaces

### Open Line Laminate (OLL)

This service allows you to order non-standard laminate at an additional processing fee of \$62 per worksurface or top, plus the cost of the laminate.

When processing orders for Open Line laminate on Universal Worksurfaces and Universal Storage tops, specify 2900 in the laminate finish field and enter the OLL manufacturer information. Enter the required edge finish as you would a standard laminate.

**Edge color** for the Open Line laminate on Turnstone products must be determined by the dealer and customer before orders can be entered. Specify appropriate 2K finish number.

*Tip: Standard laminates being used in the Open Line Laminate program to obtain a different edge detail will be charged the Open Line laminate upcharge; however, no additional charges for the laminate will be applied.*

### Laminate Approval and Material Requirements

To confirm whether a particular laminate has already been tested for use on a specific Steelcase product or to determine material square foot requirements:

- Visit [www.steelcase.com](http://www.steelcase.com)

**For additional information,** refer to the *Steelcase Surface Materials Reference Manual*.

## Plastic

### Steelcase Surfaces

Applies to:

- Kick worksurfaces edge band
- 6000 Black\*
- 6009 Arctic White\*
- 6034 Natural Cherry
- 6037 Winter On Maple
- 6053 Seagull\*
- 6213 Acacia
- 6234 Clear Cherry\*
- 6242 Virginia Walnut \*
- 6243 Blackwood \*
- 6245 Clear Walnut \*
- 6246 Warm Oak \*
- 6636 Mist\*
- 6654 Sand\*
- 6655 Warm White\*
- 6676 Marbled Maple
- 6677 Chocolate Walnut
- 6678 Marbled Cherry
- 6689 Brushed Silver\*

\* These solid color and woodgrain edge colors are a polyolefin blend, PVC-free material for 3 mm and 1 mm edge banding.

## Vertical Surface Fabrics

Applies to:

- Tackboards

### Steelcase Surfaces

#### Kick Standard Price Group A

- Lido
- Sprite

#### Price Group 1

- Abacus
- Acadia
- Bariolage
- BellaRose
- Boccie
- Charm
- Embrasure
- Pianista
- Tinsel

#### Price Group 2

- Amiranté
- Ashanti Reverse
- Bouquet
- Cogent: Geode Seating
- Cogent: Geode Vertical
- Flip: Orbit
- Flip: Plain Jane
- Flip: TexHex
- Fresco
- Milano
- Regatta

## Select Surfaces

### For information on products within Select Surfaces,





including accent paints and fabrics from DesignTex and Pollack, please refer to the *Surface Materials Reference Manual* or visit [Steelcase.com/selectsurfaces](http://Steelcase.com/selectsurfaces).



---

# Avenir

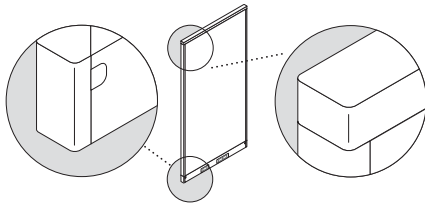
► For more detailed product information, see the *Avenir Specification Guide* or consult your Steelcase dealer.

	
<b>Things to Know About Avenir</b>	<b>104</b>
	
<b>Statement of Line</b>	<b>106</b>
	
<b>Specifying Tips</b>	<b>122</b>
<b>Specifying</b>	
Panels (SIN 711.1)	<b>125</b>
Worksurfaces and Related Products (SIN 711.1)	<b>167</b>
Storage (SIN 711.1)	<b>251</b>
	
<b>Surface Materials</b>	<b>265</b>
<b>Resources</b>	<b>283</b>

# Things to Know About Avenir

## Panels

**Panels** are available to define spaces and create privacy for individuals and teams. Panels can be used to support shelves and storage bins and worksurfaces. Or worksurfaces can be freestanding.

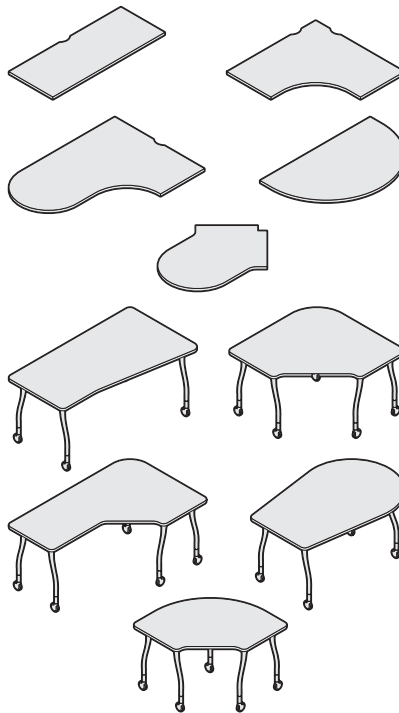


**Tackable acoustical panels** comprise a steel frame and acoustical surfaces attached to each side.

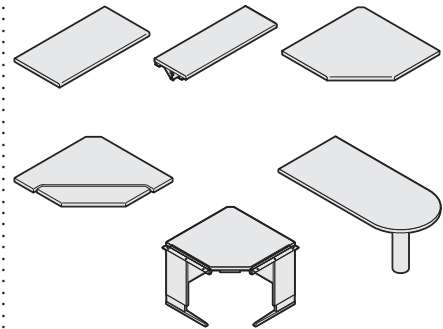
## Worksurfaces

**Worksurfaces** are available in four types:

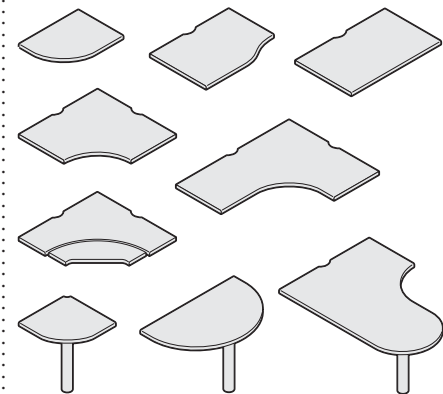
- Avenir Universal worksurfaces
- Avenir 1½"-thick panel-supported worksurfaces
- Curvilinear worksurfaces
- Freestanding furniture



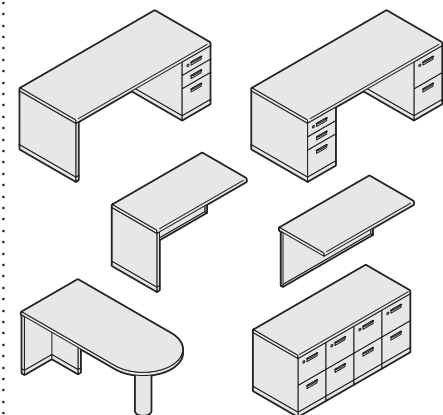
**Avenir Universal worksurfaces** are available in a broad range of shapes, including panel-hung and freestanding. Avenir Universal worksurfaces have a wood core and a laminate surface.



**Avenir 1½"-thick worksurfaces** are available in a broad range of shapes. Avenir 1½" Thick worksurfaces have a wood core and a wood or laminate surface.



**Curvilinear worksurfaces** are available to allow a broader range of workstation layouts. The worksurfaces have a wood core with a laminate surface.

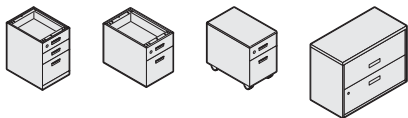


**Freestanding furniture** includes desks, returns, bridges, radius end tables, and credenzas.



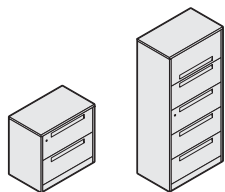
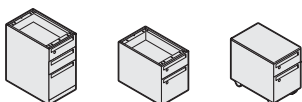
## Storage

**Storage with Avenir-style pulls** includes fixed pedestals and lateral files.



### (800 Series lateral files)

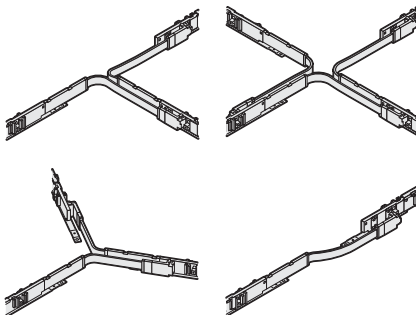
**Storage with 200 Series pulls** includes a broad array of choices, including fixed pedestals, worksurface-supported pedestals, mobile pedestals, and 200 Series lateral files.



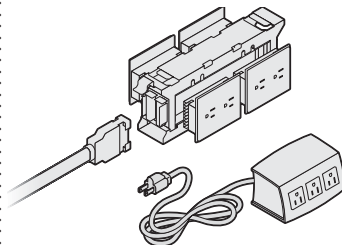
### (TS 200 Series lateral files and pedestals with 200 Series pulls)

## Wiring and Cabling

**Power distribution systems** can be built using powerways in Avenir.



**Powerways** can be used to build power distribution networks within the bases of Avenir panels. A full range of components are available to allow power networks to go wherever there are panels and to provide access where the user needs it.

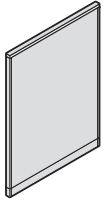


**Internode components** can be used to build power distribution networks and data/voice networks. These components attach above and below Avenir worksurfaces. Internode components cannot connect to Avenir powerways.

# Statement of Line

Avenir

## Panels



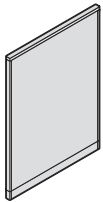
*Tip: Panel height varies according to the top cap selected.*

Specifying  
▶ Page 130

## Tackable

	18 <sup>5</sup> / <sub>16</sub> "W	24 <sup>5</sup> / <sub>16</sub> "W	30 <sup>5</sup> / <sub>16</sub> "W	36 <sup>5</sup> / <sub>16</sub> "W	42 <sup>5</sup> / <sub>16</sub> "W	48 <sup>5</sup> / <sub>16</sub> "W	60 <sup>5</sup> / <sub>8</sub> "W
33"H	● R	● R	● R	● R	● R	● R	● R
41"H	● R	● R	● R	● R	● R	● R	● R
53"H	● R	● R	● R	● R	● R	● R	● R
65"H	● R	● R	● R	● R	● R	● R	● R
80"H	● R	● R	● R	● R	● R	● R	

R = Replacement surfaces are available from Customer Service.

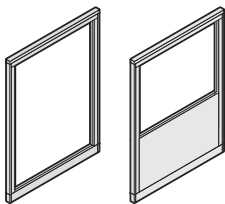


Specifying  
▶ Page 134

## High-Performance Acoustical

	18 <sup>5</sup> / <sub>16</sub> "W	24 <sup>5</sup> / <sub>16</sub> "W	30 <sup>5</sup> / <sub>16</sub> "W	36 <sup>5</sup> / <sub>16</sub> "W	42 <sup>5</sup> / <sub>16</sub> "W	48 <sup>5</sup> / <sub>16</sub> "W	60 <sup>5</sup> / <sub>8</sub> "W
65"H	● R	● R	● R	● R	● R	● R	● R

R = Replacement surfaces are available from Customer Service.

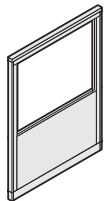


Specifying  
▶ Page 136

## Transparent

	24 <sup>5</sup> / <sub>16</sub> "W	30 <sup>5</sup> / <sub>16</sub> "W	36 <sup>5</sup> / <sub>16</sub> "W	42 <sup>5</sup> / <sub>16</sub> "W	48 <sup>5</sup> / <sub>16</sub> "W
53"H	●	●	●	●	●
65"H	●	●	●	●	●
80"H	●	●	●	●	●

## Panels, continued



*Tip: Panel height varies according to the top cap selected.*

Specifying  
▶ Page 138

### Half Glass, Half Fabric Transparent Panels

	24 <sup>5</sup> / <sub>16</sub> "W	30 <sup>5</sup> / <sub>16</sub> "W	36 <sup>5</sup> / <sub>16</sub> "W	42 <sup>5</sup> / <sub>16</sub> "W	48 <sup>5</sup> / <sub>16</sub> "W
53"H	●	●	●	●	●
65"H	●	●	●	●	●
80"H	●	●	●	●	●



Tackable  
fabric-covered  
panel stacker

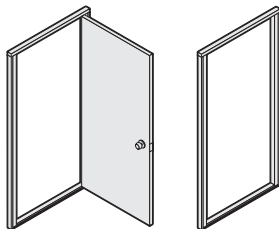


Glass panel  
stacker

Specifying  
▶ Pages 140–142

### Panel Stackers

	18"W	24"W	30"W	36"W	42"W	48"W	60"W
11"H	●	●	●	●	●	●	●
12"H	●	●	●	●	●	●	●
15"H	●	●	●	●	●	●	●
24"H	●	●	●	●	●	●	●



*Tip: Panel door frame height varies according to the top cap selected.*

Specifying  
▶ Page 144

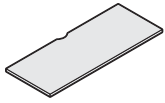
### Panel Door with Frame

	42 <sup>5</sup> / <sub>16</sub> "W
80"H	●*

\* = Also available as frame only.

## Avenir Universal Systems Worksurfaces

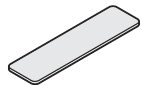
**Worksurface dimensions shown** apply to laminate versions of each worksurface.



Specifying  
▶ Page 170

### Straight Worksurfaces

	30 <sup>1</sup> / <sub>8</sub> "	36 <sup>1</sup> / <sub>8</sub> "	42 <sup>1</sup> / <sub>8</sub> "	48 <sup>1</sup> / <sub>8</sub> "	54 <sup>11</sup> / <sub>32</sub> "	60 <sup>11</sup> / <sub>32</sub> "			
18 <sup>3</sup> / <sub>8</sub> "									
	553 sq. in.	663 sq. in.	773 sq. in.	884 sq. in.	998 sq. in.	1108 sq. in.			
	24 <sup>1</sup> / <sub>8</sub> "	30 <sup>1</sup> / <sub>8</sub> "	36 <sup>1</sup> / <sub>8</sub> "	42 <sup>1</sup> / <sub>8</sub> "	48 <sup>1</sup> / <sub>8</sub> "	54 <sup>11</sup> / <sub>32</sub> "	60 <sup>11</sup> / <sub>32</sub> "	66 <sup>11</sup> / <sub>32</sub> "	72 <sup>11</sup> / <sub>32</sub> "
23 <sup>1</sup> / <sub>2</sub> "									
	566 sq. in.	707 sq. in.	848 sq. in.	989 sq. in.	1130 sq. in.	1277 sq. in.	1418 sq. in.	1559 sq. in.	1700 sq. in.
	24 <sup>1</sup> / <sub>8</sub> "	30 <sup>1</sup> / <sub>8</sub> "	36 <sup>1</sup> / <sub>8</sub> "	42 <sup>1</sup> / <sub>8</sub> "	48 <sup>1</sup> / <sub>8</sub> "	54 <sup>11</sup> / <sub>32</sub> "	60 <sup>11</sup> / <sub>32</sub> "	66 <sup>11</sup> / <sub>32</sub> "	72 <sup>11</sup> / <sub>32</sub> "
29 <sup>1</sup> / <sub>2</sub> "									
	711 sq. in.	888 sq. in.	1065 sq. in.	1242 sq. in.	1419 sq. in.	1603 sq. in.	1780 sq. in.	1957 sq. in.	2134 sq. in.



Specifying  
▶ Page 172

### Transition Worksurfaces\*

23 <sup>1</sup> / <sub>2</sub> "		18 <sup>3</sup> / <sub>8</sub> "	23 <sup>1</sup> / <sub>2</sub> "		18 <sup>3</sup> / <sub>8</sub> "	23 <sup>1</sup> / <sub>2</sub> "		18 <sup>3</sup> / <sub>8</sub> "	23 <sup>1</sup> / <sub>2</sub> "		18 <sup>3</sup> / <sub>8</sub> "	23 <sup>1</sup> / <sub>2</sub> "		18 <sup>3</sup> / <sub>8</sub> "	23 <sup>1</sup> / <sub>2</sub> "
	14"			20"			26"			32"			38"		
	792 sq. in.			933 sq. in.			1074 sq. in.			1221 sq. in.			1362 sq. in.		
29 <sup>1</sup> / <sub>2</sub> "		23 <sup>1</sup> / <sub>2</sub> "	29 <sup>1</sup> / <sub>2</sub> "		23 <sup>1</sup> / <sub>2</sub> "	29 <sup>1</sup> / <sub>2</sub> "		23 <sup>1</sup> / <sub>2</sub> "	29 <sup>1</sup> / <sub>2</sub> "		23 <sup>1</sup> / <sub>2</sub> "	29 <sup>1</sup> / <sub>2</sub> "		23 <sup>1</sup> / <sub>2</sub> "	29 <sup>1</sup> / <sub>2</sub> "
	14"			20"			26"			32"			38"		
	993 sq. in.			1170 sq. in.			1347 sq. in.			1531 sq. in.			1708 sq. in.		

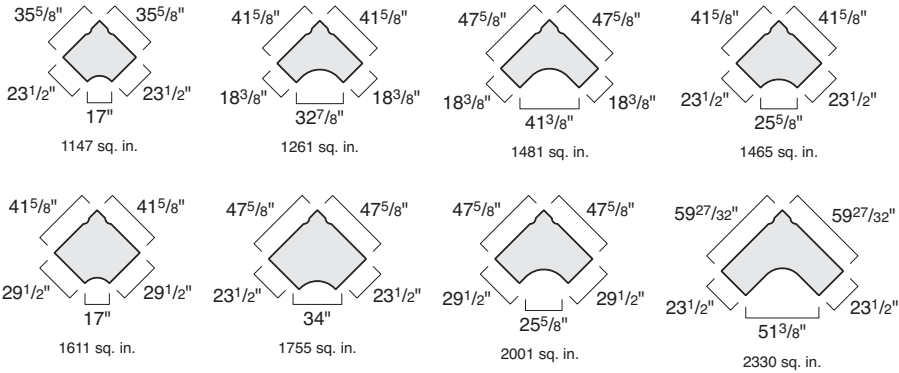
\*Left-hand units shown.  
Right-hand units available.

### Avenir Universal Systems Worksurfaces, continued



Specifying  
▶ Page 174

### Corner, Curved-Front Worksurfaces



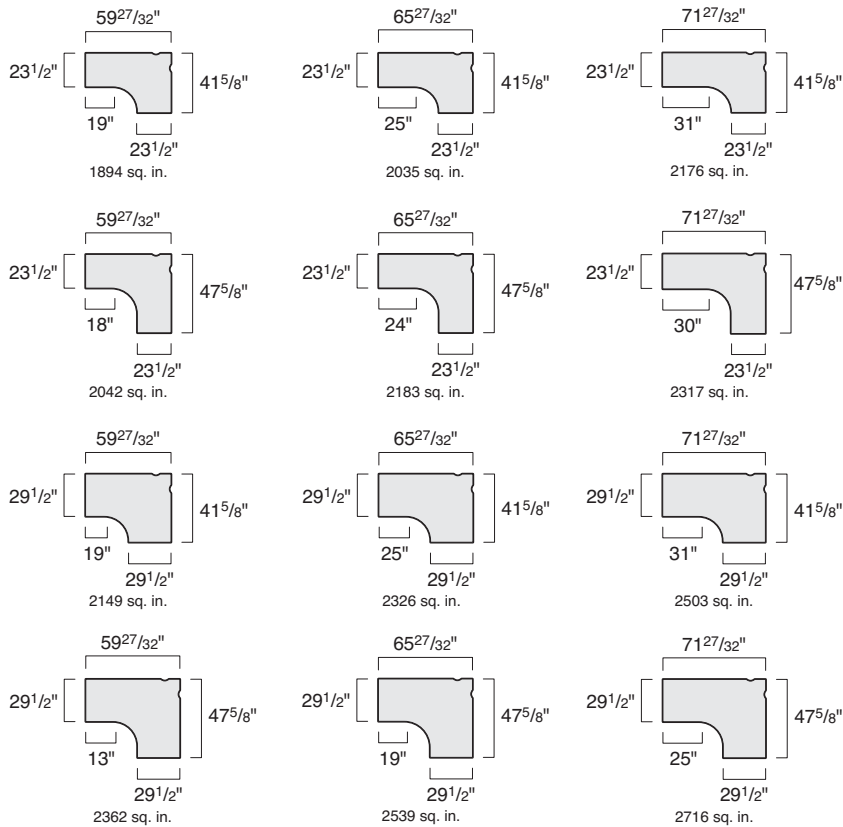
Avenir

**Avenir Universal Systems Worksurfaces, continued**



Specifying  
▶ Page 176

**Extended Corner, Curved-Front Worksurfaces\***

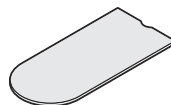


\*Left-hand units shown.  
Right-hand units available.

## Avenir Universal Systems Worksurfaces, continued

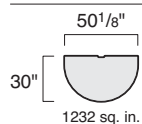


Specifying  
▶ Page 178



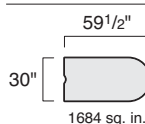
Specifying  
▶ Page 179

### Spanner Worksurfaces



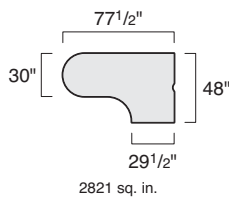
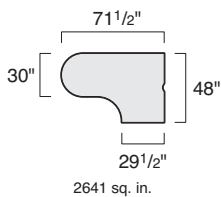
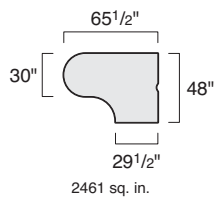
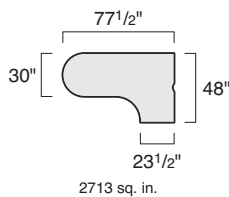
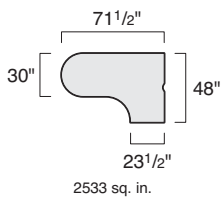
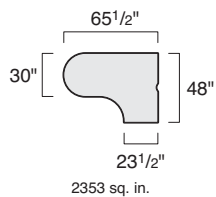
For Panel-Supported  
Applications

### Bullet Peninsula Worksurfaces



Specifying  
▶ Page 180

### Jetty Worksurfaces\*



\*Left-hand units shown. Right-hand units available.

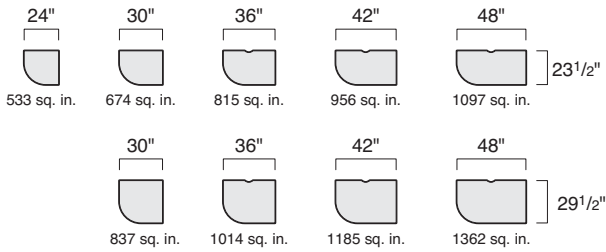
Tip: For P-edge worksurfaces, add 3/8" to 23<sup>1</sup>/<sub>2</sub>" and 29<sup>1</sup>/<sub>2</sub>" depths shown above.

## Avenir Universal Systems Worksurfaces, continued



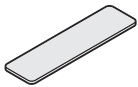
Specifying  
▶ Page 182

### Visitor Worksurfaces\*



\*Left-hand units shown. Right-hand units available.

Tip: For P-edge worksurfaces, add 3/8" to 23 1/2" and 29 1/2" depths shown above.



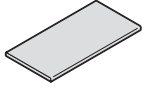
Specifying  
▶ Page 184

### Transaction Worksurfaces





## 1 1/2"-Thick Panel-Supported Worksurfaces



Specifying  
▶ Pages 190–192

### Rectangular Worksurfaces

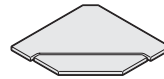
	30"W	36"W	42"W	48"W	60 1/4"W	66 1/4"W	72 1/4"W
18"D	●	●	●	●			
24"D	●	●	●	●	●	●	●
30"D	●	●	●	●	●	●	●



Specifying  
▶ Page 193

### Corner Worksurfaces

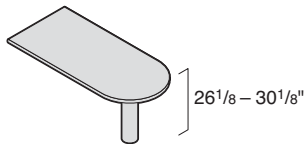
	30 1/4"W	36 1/4"W	42 1/4"W	48 1/4"W
24"D	●	●	●	●
30"D		●	●	●



Specifying  
▶ Pages 194–195

### Corner Split-Top Worksurfaces

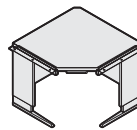
	42 1/4"W	48 1/4"
24"D	●	●



Specifying  
▶ Pages 196–197

### Panel-Supported Radius-End Tables

	60"W	66"W	72"W
30"D	●	●	●
36"D	●	●	●

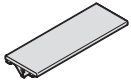


Specifying  
▶ Page 198

### Freestanding Corner Worksurfaces

	36 1/4"W	42 1/4"W	48 1/4"W
24"D	●	●	●
30"D	●	●	●

**1 1/2"-Thick Panel-Supported Worksurfaces, continued**



Specifying  
▶ Page 200

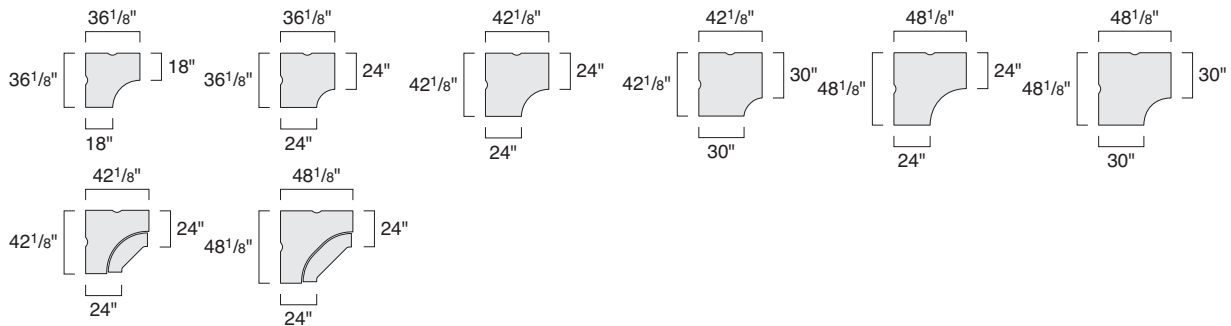
**Transaction Worksurfaces**

	30 1/4"W	36 1/4"W	42 1/4"W	48 1/4"W	60 15/32"W
16 5/8"D	●	●	●	●	●



Specifying  
▶ Pages 201–202

**Corner Curvilinear and Corner Split-Top Curvilinear Worksurfaces**

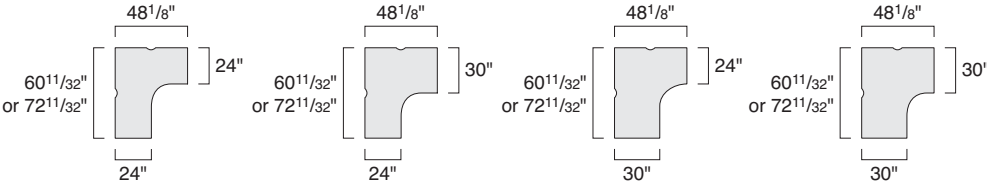


### 1 1/2"-Thick Panel-Supported Worksurfaces, continued

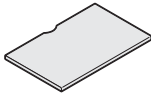


Specifying  
▶ Page 204

### Extended Corner Curvilinear Worksurfaces\*

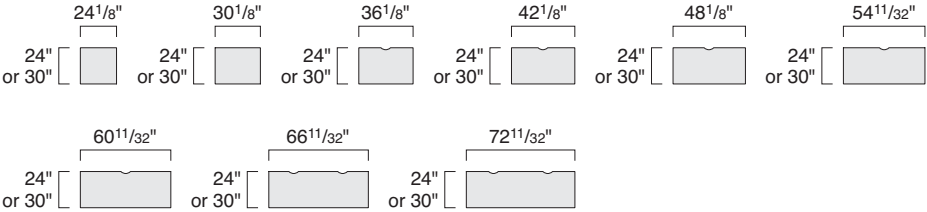


\*Drawing and dimensions show left-hand units. Right-hand units are also available.

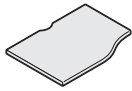


Specifying  
▶ Page 206

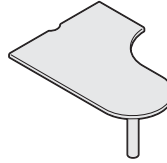
### Straight Worksurfaces for Use with Curvilinear Worksurfaces



**1 1/2"-Thick Panel-Supported Worksurfaces, continued**

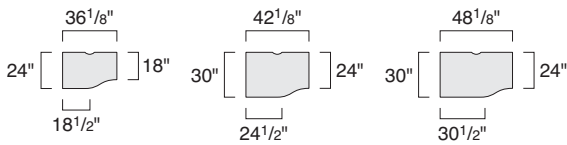


Specifying  
▶ Page 208

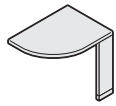
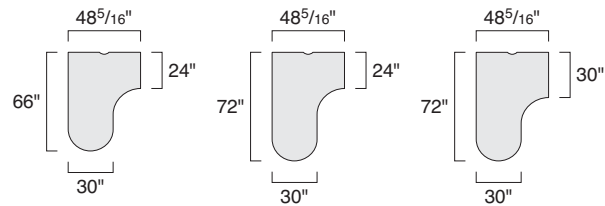


Specifying  
▶ Page 209

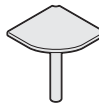
**Transitional Curvilinear Worksurfaces\***



**Jetty Curvilinear Worksurfaces\***

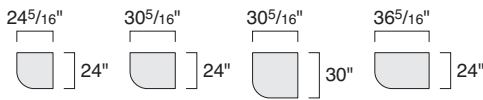


Specifying  
▶ Page 210

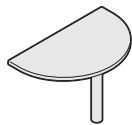
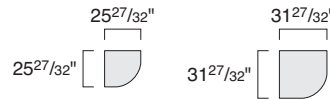


Specifying  
▶ Page 211

**Visitor Curvilinear Worksurfaces\***

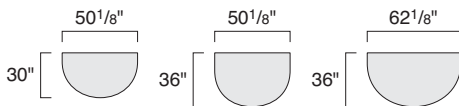


**Linking Curvilinear Worksurfaces**



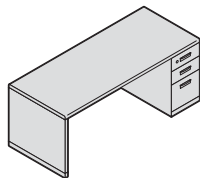
Specifying  
▶ Page 212

**Spanner Curvilinear Worksurfaces**

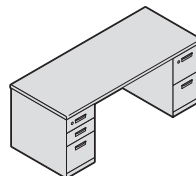


\*Drawing and dimensions show left-hand units. Right hand units are also available.

## Freestanding Furniture



Specifying  
▶ Page 220



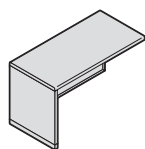
Specifying  
▶ Page 222

### Desks, Single Pedestal

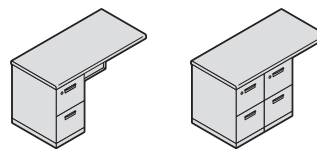
	60¼"W	66¼"W	72¼"W
24"D	●	●	●
30"D	●	●	●
36"D		●	●

### Desks, Double Pedestal

	60¼"W	66¼"W	72¼"W
24"D	●	●	●
30"D	●	●	●
36"D		●	●



Specifying  
▶ Pages 232–233



Specifying  
▶ Page 234

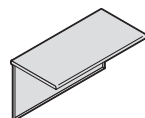
### Returns

	36"W	48"W	60¼"W
18"D	●	●	
24"D	●	●	●

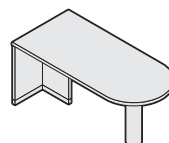
### Returns with Pedestals

	36"W	48"W	60¼"W
24"D	●	●	●*

\* = Also available with two pedestals.



Specifying  
▶ Page 236



Specifying  
▶ Pages 237–238

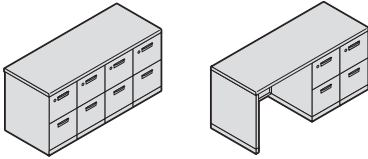
### Bridges

	48"W
24"D	●

### Radius-End Tables

	66"W	72"W
30"D	●	●

**Freestanding Furniture, continued**



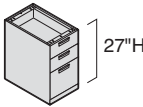
Specifying  
▶ Pages 240–242

**Credenzas**

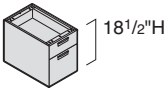
	45"W	60¼"W	66¼"W	72¼"W
24"D	●	●K	K	K

K = Kneespace credenza is available.

**Storage**



Specifying  
▶ Page 252



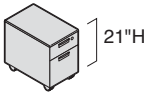
Specifying  
▶ Page 253

**Fixed Pedestals with Avenir Pulls**

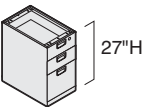
15"W
23 1/2"D ●
29 1/2"D ●

**Worksurface-Supported Pedestals with Avenir Pulls**

15"W
23 1/2"D ●
29 1/2"D ●



Specifying  
▶ Page 254



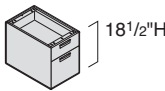
Specifying  
▶ Page 256

**Mobile Pedestals with Avenir Pulls**

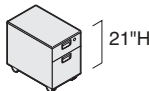
15"W
23 1/2"D ●

**Fixed Pedestals with 200 Series Pulls**

15"W
23 1/2"D ●
29 1/2"D ●



Specifying  
▶ Page 257



Specifying  
▶ Page 258

**Worksurface-Supported Pedestals with 200 Series Pulls**

15"W
23 1/2"D ●
29 1/2"D ●

**Mobile Pedestal with 200 Series Pulls**

15"W
23 1/2"D ●

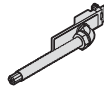


Avenir

## Wiring and Cabling



**Filler Packages**  
Specifying  
▶ Pages 151–154



**Base Power-Ins**  
Specifying  
▶ Pages 155–156



**Power Poles**  
Specifying  
▶ Pages 157–158



**Cable Poles**  
Specifying  
▶ Page 159



**Powerways**  
Specifying  
▶ Page 160



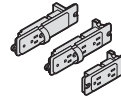
**Panel-to-Panel Connector**  
Specifying  
▶ Page 160



**Corner Wire Covers**  
Specifying  
▶ Page 160



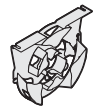
**Cable Grommets**  
Specifying  
▶ Page 161



**Duplex Receptacles**  
Specifying  
▶ Page 162



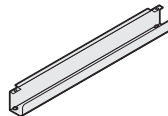
**Panel-Supported Receptacle**  
Specifying  
▶ Page 163



**Cable and Fiber Reels**  
Specifying  
▶ Page 244



**Termination Plate**  
Specifying  
▶ Page 244



**Cable Storage Tray**  
Specifying  
▶ Page 245



**Grommet Convenience Receptacles**  
Specifying  
▶ Page 245



**Vertical Wire Manager**  
Specifying  
▶ Page 263





# Specifying Tips

## General Tips

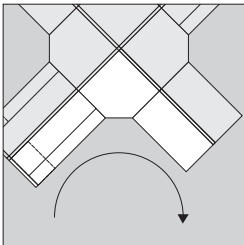
### Standard Includes

- Worksurface: laminate
- End panels, back panel, and pedestals
- Drawer pulls: paint
- Center drawer, if selected: paint
- Lock, if selected, keyed randomly: 9201 Polished Chrome
- One convenience tray in desks with drawer: 6000 Black plastic only
- One reference shelf per desk: 6000 E
- One partition per drawer: black paint
- One compressor per file drawer: black

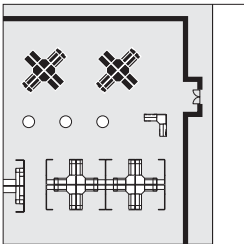
**Review** the features that are standard for each product before you begin to specify. You only need to include specifications for options, surface materials, and colors when you want a substitute for the standard.

To ensure that you do not overlook anything, approach the specifying process in a consistent order every time. Here are three common methods:

**Specify products according to their order** on the specifying pages.



**Specify all workstations using a formulated pattern**, such as starting at the entrance to a workstation and moving clockwise.



**Specify each type of workstation** in your installation and then determine how many of each type are needed.

## Panels

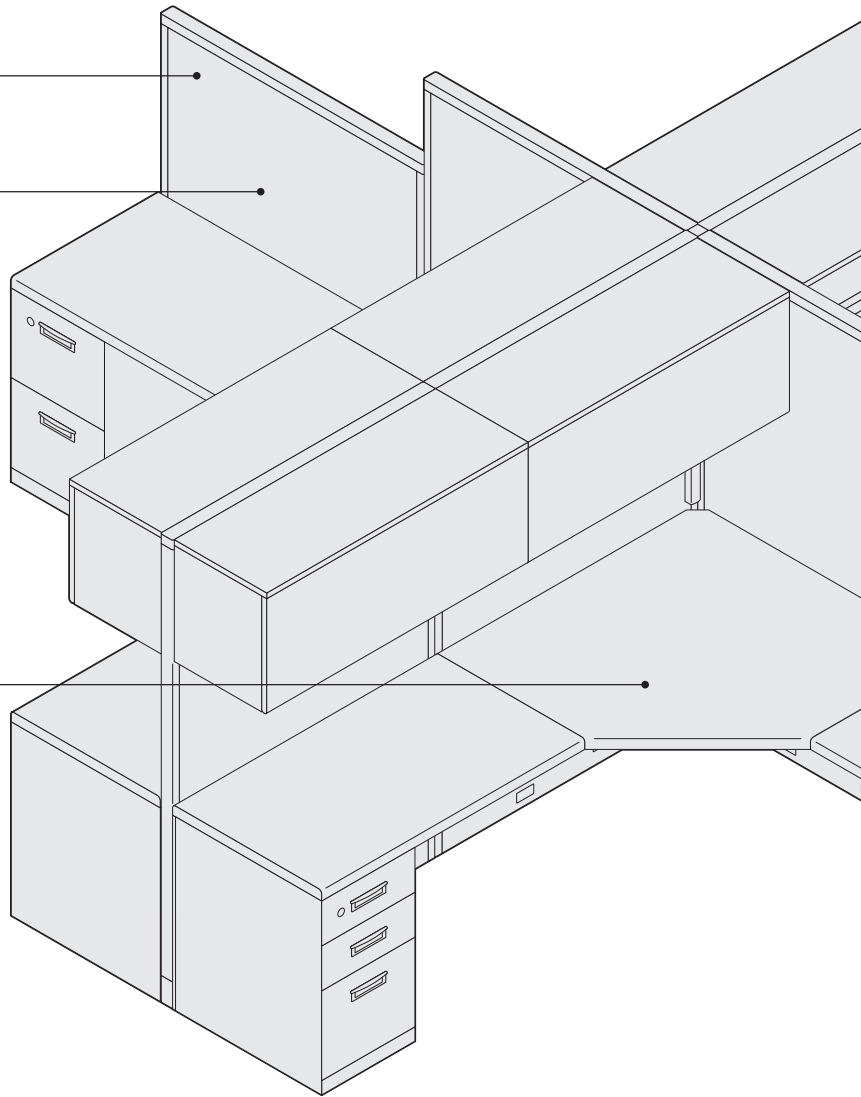
**Specify** style numbers and surface materials for all panels.

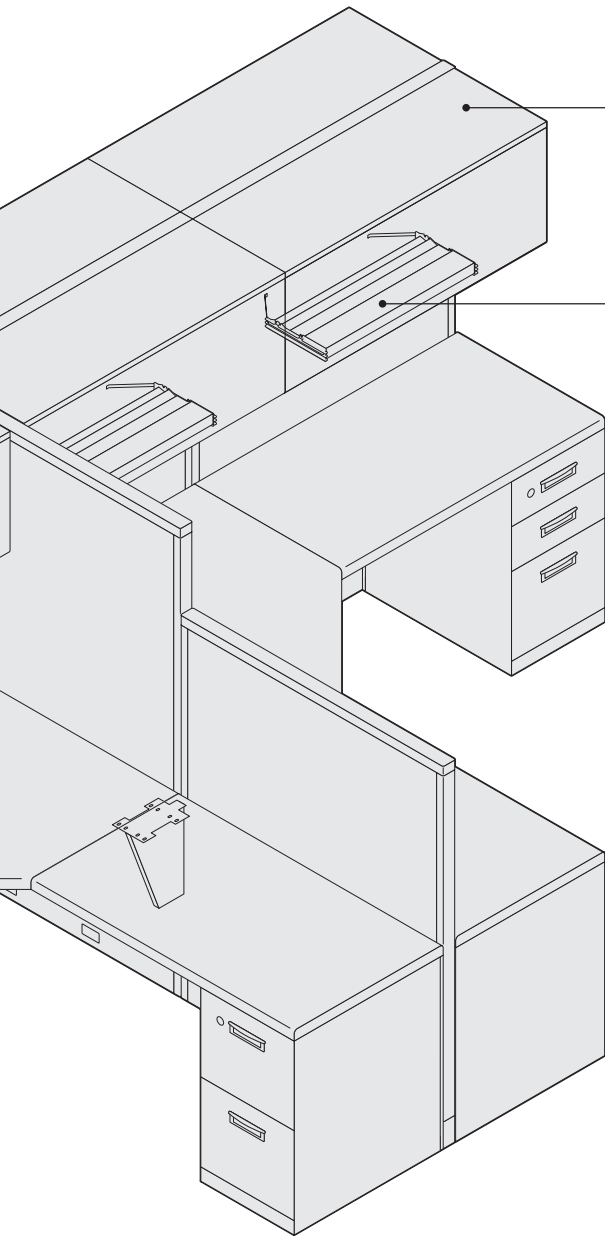
**Keep track** of panels that require power and list panels with power separately because they'll have a different style number.

**Specify** panel connector packages, fillers, and change-of-height panel connectors when an application requires them.

## Worksurfaces

**Specify** style numbers and surface materials for all worksurface packages. Some supports can be ordered by changing the worksurface style number suffix. Other supports must be ordered separately with their own style number. Also specify options such as grommets, worksurface wiring and cabling accessories, and any specific keying information.





**Storage**

**Specify** storage component style numbers, surface materials, and any specific keying information.

**Lighting**

**Specify** style numbers of lights.

**Wiring & Cabling**

**If you specified** with power as you ordered your panels, the only things left to specify are power-ins, power and cable poles (if desired), and receptacles.

**Example of Order**

Here's what the specification would be like for the installation shown at the left.

Qty.	Style No.	Description
<b>Panels</b>		
2	MPNTM6530	64 <sup>11</sup> / <sub>16</sub> "H x 30 <sup>5</sup> / <sub>16</sub> "W non-tackable panels sides 1 & 2: fabric, 5610 frame: paint, 4700
2	MPNTM5330	52 <sup>3</sup> / <sub>8</sub> "H x 30 <sup>5</sup> / <sub>16</sub> "W non-tackable panels sides 1 & 2: fabric, 5610 frame: paint, 4700
4	MPTAM6530P4	64 <sup>11</sup> / <sub>16</sub> "H x 30 <sup>5</sup> / <sub>16</sub> "W tackable panel with factory-installed powerways side 1: fabric, 5610 side 2: fabric, 5610 frame: paint, 4700
2	PC6553	Change-of-height panel connector trim: paint, 4700
<b>Worksurfaces</b>		
8	PWR3024	30"W x 24"D worksurfaces with radius edge: laminate, 2759
4	PCWR90N24	30"W x 24"D corner worksurfaces: laminate, 2759
8	PCSB18S	shared cantilevers: paint, 4700
<b>Storage</b>		
4	MU2824FF	file/file pedestals: paint, 4700
4	MU2824BBF	box/boxfile pedestals: paint, 4700
8	MBB3016	overhead storage bins: paint, 4700
<b>Lighting</b>		
8	LSM24KD	25"W standard shelf lights with daisy chain cords, black
4	LS1FSC	daisy chain starter cords
<b>Wiring and Cabling</b>		
1 ctn	986831DA15S	line 1 duplex receptacles: 6000
1 ctn	986832DA15S	line 2 duplex receptacles: 6000
1 ctn	986833DA15S	line 3 duplex receptacles: 6000
1	98669	base power-in
4	VWM18	vertical wire managers: plastic, 6655
1 ctn	98767	cord reels



---

# Specifying Avenir Panels

► For more detailed product information, see the *Avenir Specification Guide* or consult your Steelcase dealer.

## Panels

Cable-Management Panel Options for Tackable Panels (SIN 711.1)	126
Tackable Panels (SIN 711.1)	130
High-Performance Acoustical Panels (SIN 711.1)	134
Transparent Panels (SIN 711.1)	136
Half Glass, Half Fabric Transparent Panels (SIN 711.1)	138
Panel Stackers (SIN 711.1)	140
Panel Door with Frame (SIN 711.1)	144
Tackable Acoustical Fabric-Covered Replacement Skins (SIN 711.1)	145

## Panel-Connector Packages

Varying-Height Connector Packages (PAB2) (SIN 711.1)	146
Varying-Height Perpendicular Connector Packages (PAB3) (SIN 711.1)	146
Varying-Height Connector Packages (PAB5) (SIN 711.1)	147
Closed-Configuration Connector Package (PAB9) (SIN 711.1)	148
Perpendicular Connector Package (PAB4) (SIN 711.1)	148

## Change-of-Height Panel Connectors (SIN 711.1) 149

## Panel Bracket Packages

Panel-to-Wall Bracket Package (PAB6) (SIN 711.1)	150
Panel-to-Furniture Bracket Package (PAB7) (SIN 711.1)	150
Anchor Bracket (OSHDP) (SIN 711.1)	150

## Filler Packages (SIN 711.1) 151

## Panel Wiring and Cabling (SIN 711.1) 155

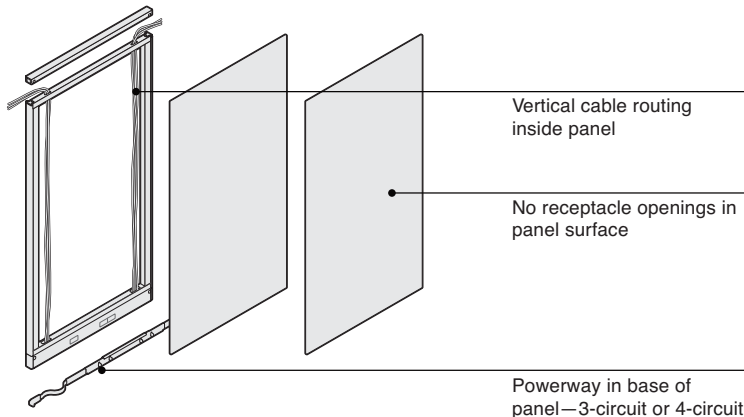
## Panel Accessories (SIN 711.1) 164

# Cable-Management Panel Options for Tackable Panels

## With Powerway

### Cable-Management Panel Option Choices

#### Choice 1: Vertical cable routing only



#### Product Details

#### Use

- Use this choice in applications where you want to route cables vertically inside the panel and where you want to extend a power distribution network through a run of panels, but do not need receptacle openings at worksurface height.

#### 4 Next, select **plain cable-management surfaces**.

*Tip: Plain surfaces on cable-management panels have no receptacle openings, but the surface is notched at the bottom to avoid blocking the cable routing channels.*

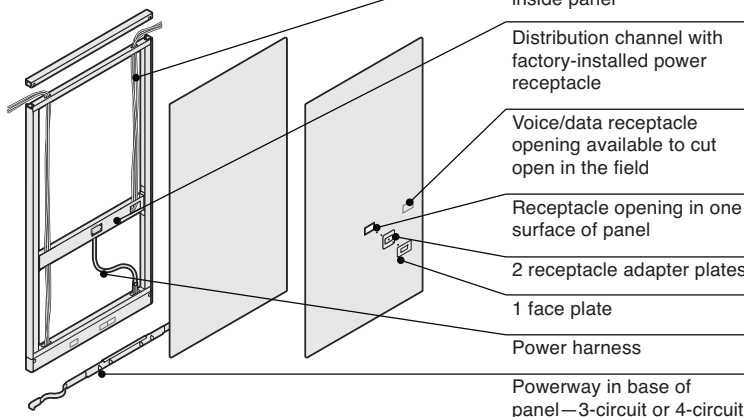
*Tip: Remember to order cable knockouts for medium top caps to accommodate cable routing.*

#### How to Specify

- 1 Specify a tackable acoustical panel with factory-installed powerway (suffix P3 or P4).
- 2 Next, select **options** and then choose **surface options**.
- 3 Next, select **cable-management surfaces**.

**Not for use in NYC**

#### Choice 2: Worksurface-height power on one side and vertical cable routing



#### Product Details

#### Use

- Use this choice in applications where you want desk-height power on one side of the panel.

#### 4 Next, select **power cable-management surface** on surface 1 of the panel.

- 5 Next, select line 1, 2, 3, or 4.
- 6 Next, select **plain cable-management surface** on surface 2.

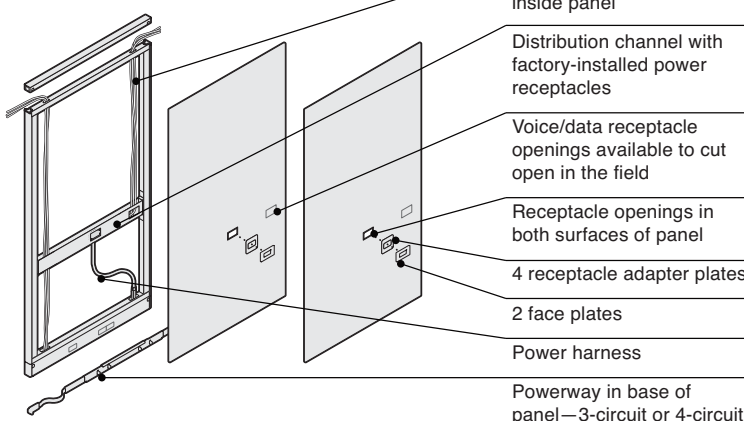
*Tip: Remember to order cable knockouts for medium top caps to accommodate cable routing.*

#### How to Specify

- 1 Specify a tackable acoustical panel with factory-installed powerway (suffix P3 or P4).
- 2 Next, select **options** and then choose **surface options**.
- 3 Next, select **cable-management surfaces**.

**Not for use in NYC**

#### Choice 3: Worksurface-height power on two sides and vertical cable routing



#### Product Details

#### Use

- Use this choice in applications where you want desk-height power on both sides of the panel.

#### 5 Next, select line 1, 2, 3, or 4.

*Tip: You must specify the same line designation for both sides of the panel.*

*Tip: Remember to order cable knockouts for medium top caps to accommodate cable routing.*

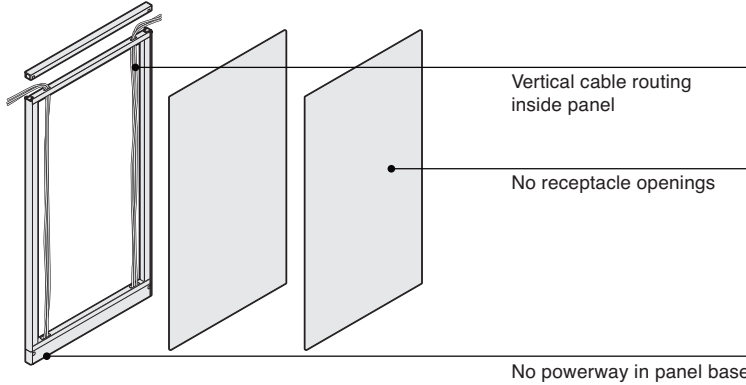
#### How to Specify

- 1 Specify a tackable acoustical panel with factory-installed powerway (suffix P3 or P4).
- 2 Next, select **options** and then choose **surface options**.
- 3 Next, select **cable-management surfaces**.
- 4 Next, select **power cable-management surfaces** on both sides of the panel.

**Not for use in NYC**

## Without Powerway

### Choice 4: Vertical cable routing only



#### Product Details

#### Use

- Use this choice in applications where you need to route cables vertically inside a panel but power distribution and receptacles are not needed.

#### How to Specify

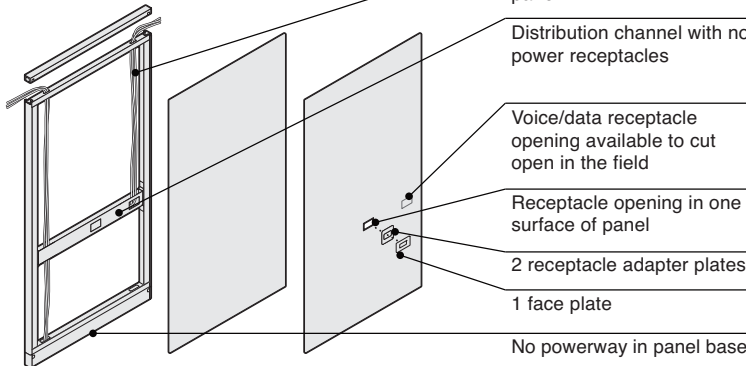
- 1 Specify a tackable acoustical panel *without* factory-installed powerway.
- 2 Next, select **options** and then choose **surface options**.
- 3 Next, select **able-management surfaces**.
- 4 Next, select **plain cable-management surfaces** on *both* sides of the panel.

*Tip: Plain surfaces on cable-management panels have no receptacle openings, but the surface is notched at the bottom to avoid blocking the cable routing channels.*

*Tip: Remember to order cable knockouts for medium top caps to accommodate cable routing.*

**Not for use in NYC**

### Choice 5: Worksurface-height power on one side and vertical cable routing



#### Product Details

#### Use

- Use this choice in locations such as **Chicago**, where the electrical code requires that power in the base of the panel and the harness bringing energy to worksurface-height must be hardwired in the field.

#### How to Specify

- 1 Specify a tackable acoustical panel *without* factory-installed powerway.
- 2 Next, select **options** and then choose **surface options**.
- 3 Next, select **able-management surfaces**.
- 4 Next, select **power cable-management surface** on surface 1 of the panel and **plain cable-management surface** on surface 2.

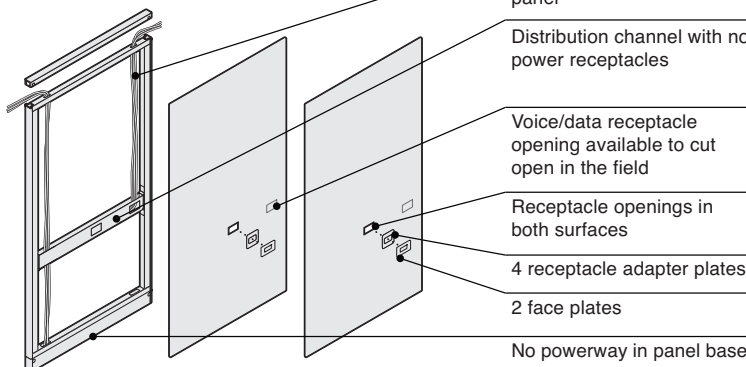
- 4 Next, select **power cable-management surface** on surface 1 of the panel and **plain cable-management surface** on surface 2.

*Tip: Plain surfaces on cable-management panels have no receptacle openings, but the surface is notched at the bottom to avoid blocking the cable routing channels.*

*Tip: Remember to order cable knockouts for medium top caps to accommodate cable routing.*

**Not for use in NYC**

### Choice 6: Worksurface-height power on two sides and vertical cable routing



#### Product Details

#### Use

- Use this choice in locations such as **Chicago**, where the electrical code requires that power in the base of the panel and the harness bringing energy to worksurface-height must be hardwired in the field.

#### How to Specify

- 1 Specify a tackable acoustical panel *without* factory-installed powerway.
- 2 Next, select **options** and then choose **surface options**.
- 3 Next, select **able-management surfaces**.
- 4 Next, select **power cable-management surfaces** on *both* sides of the panel.

- 4 Next, select **power cable-management surfaces** on *both* sides of the panel.

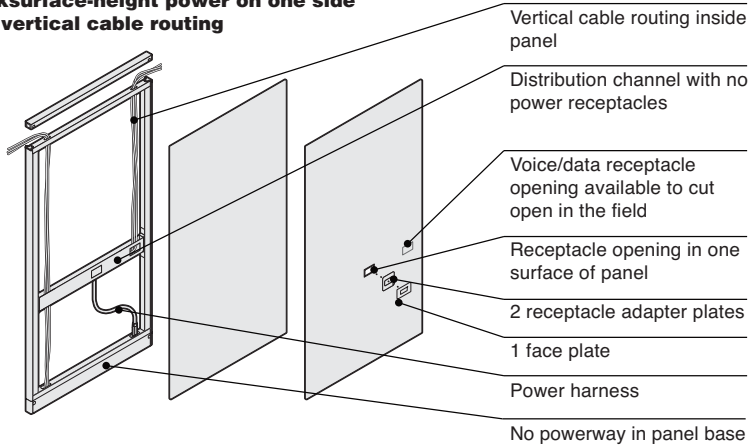
*Tip: Remember to order cable knockouts for medium top caps to accommodate cable routing.*

**Not for use in NYC**

## Options for New York City

### Cable-Management Panel Option Choices

**Choice 7:**  
**Worksurface-height power on one side and vertical cable routing**



**Product Details**

**Use**

• Use this choice in **New York City**, where the electrical code requires that power in the base of the panel must be installed in the field.

**How to Specify**

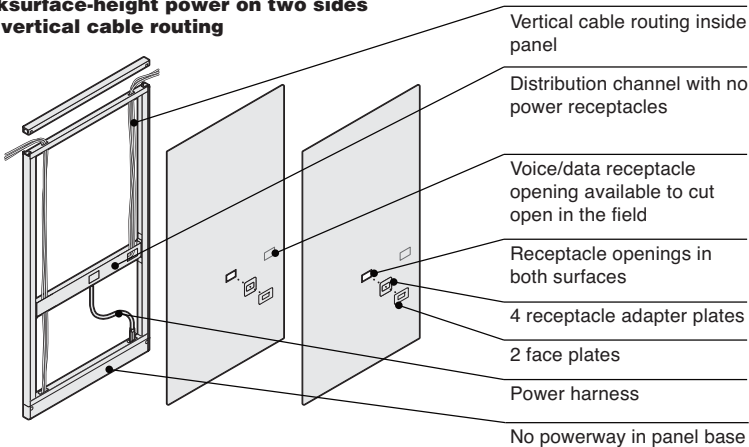
- 1 Specify a tackable acoustical panel *without* factory-installed powerway.
- 2 Next, select **options** and then choose **surface options**.
- 3 Next, select **able-management surfaces**.

- 4 Next, select **New York power cable-management surface** on surface 1 of the panel.
- 5 Designate wiring option, if desired. Must match schematic ordered for powerway.
- 6 Next, select line 1, 2, 3, or 4.
- 7 Next, select **plain cable-management surface** on surface 2 of the panel.

*Tip: Plain surfaces on cable-management panels have no receptacle openings, but the surface is notched at the bottom to avoid blocking the cable routing channels.*

*Tip: Remember to order cable knockouts for medium top caps to accommodate cable routing.*

**Choice 8:**  
**Worksurface-height power on two sides and vertical cable routing**



**Product Details**

**Use**

• Use this choice in **New York City**, where the electrical code requires that power in the base of the panel must be installed in the field.

**How to Specify**

- 1 Specify a tackable acoustical panel *without* factory-installed powerway.
- 2 Next, select **options** and then choose **surface options**.
- 3 Next, select **able-management surfaces**.
- 4 Designate wiring option, if desired. Must match schematic ordered for powerway.

- 5 Next, select **New York power cable-management surfaces** on *both* sides of the panel.

*Tip: New York power cable-management surface cannot be specified with a power cable-management surface on the other side. Both sides must be New York power cable-management surfaces.*

- 6 Next, select line 1, 2, 3, or 4.

*Tip: You must select the same line designation on both sides of the panel.*

*Tip: Remember to order cable knockouts for medium top caps to accommodate cable routing.*





# Tackable Panels

SIN 711.1



*Tip: To price a panel with two surface materials in different price groups, add the two fabric price group option prices together and divide by 2; then add the result to the panel base price.*

*Tip: If you want the panel fabric to match the fabric on panel end trim, change-of-height panel connectors, power poles, cable poles, or fillers, check to see that the fabric you want is available on that product before you specify the panel fabric. Some fabrics are not available because they are not suitable for wrapping thin pieces.*

*\*Tip: For most fabrics, fabric application is standard in the warp horizontal direction. ▶ See Specification Guidelines for Vertical Fabric Applications, page 280, for details on these exceptions. Warp vertical is available as an option.*

*Tip: Replacement panel surfaces are now available as standard product. The top cap, end trim, and base cover can remain in place during the replacement process. Special tools are not required. Adjacent panels are not disrupted.*

Standard Includes	Required to Specify
<ul style="list-style-type: none"> <li>Fabric direction with horizontal application*: fabric price group 1</li> <li>Top cap, end trim, and base covers with receptacle knockouts: all paint price groups</li> <li>Top cap height: medium</li> <li>Acoustical insert on panels 53"H and higher</li> <li>Universal connector package</li> </ul>	<ol style="list-style-type: none"> <li>Style number</li> <li>Fabric color number for surface 1</li> <li>Fabric color number for surface 2</li> <li>Paint color number for top cap, end trim, and base covers</li> <li>Options, if selected (see below)</li> </ol> <p>▶ See <i>Surface Materials</i>, page 267.</p>

Options	Price	Required to Specify
<b>Surface Materials</b> <b>Panel surface</b> <ul style="list-style-type: none"> <li>Fabric price group 1</li> <li>Fabric price group 2</li> <li>Fabric price group 3</li> <li>Fabric price group 4</li> <li>Fabric price group 5</li> <li>Fabric price group COM</li> </ul>	<ul style="list-style-type: none"> <li>No cost</li> <li>+\$ 34</li> <li>+\$ 86</li> <li>+\$138</li> <li>+\$214</li> <li>+\$ 32</li> </ul>	<ul style="list-style-type: none"> <li>Specify fabric color number.</li> <li>Specify fabric color number.</li> <li>Specify fabric color number.</li> <li>Specify fabric color number.</li> <li>Specify fabric color number.</li> </ul> <p>▶ See <i>Surface Materials Reference Manual</i> to specify.</p>
<b>Fabric direction on panel</b> <ul style="list-style-type: none"> <li>Vertical application</li> </ul>	<ul style="list-style-type: none"> <li>No cost</li> </ul>	<ul style="list-style-type: none"> <li>Specify <i>with vertical application</i>.</li> </ul>
<b>Top cap, end trim, and base covers</b> <ul style="list-style-type: none"> <li>Wood on low or medium top cap only</li> <li>Customiz stain on wood top cap</li> <li>Fabric-covered end trim</li> </ul>	<ul style="list-style-type: none"> <li>+\$118</li> <li>No cost</li> <li>+\$ 54</li> </ul>	<ul style="list-style-type: none"> <li>Specify <i>with wood top cap</i> and select wood color number.</li> </ul> <p>▶ See <i>Surface Materials Reference Manual</i>. Specify <i>with fabric-covered end trim left-hand, right-hand, or both</i> and select fabric color number.</p>
<b>Fabric direction on end trim</b> <ul style="list-style-type: none"> <li>Horizontal application (standard)</li> <li>Vertical application</li> </ul>	<ul style="list-style-type: none"> <li>No cost</li> <li>No cost</li> </ul>	<ul style="list-style-type: none"> <li>Specify <i>with horizontal application</i>.</li> <li>Specify <i>with vertical application</i>.</li> </ul>
<b>Top Cap</b> <b>Height</b> <ul style="list-style-type: none"> <li>Low (reduces panel height by 3/4")</li> </ul>	<ul style="list-style-type: none"> <li>No cost</li> </ul>	<ul style="list-style-type: none"> <li>Replace second <b>M</b> in style number with <b>L</b>.</li> </ul>
<b>Knockouts</b> <ul style="list-style-type: none"> <li>Cable knockout on medium top cap</li> </ul>	<ul style="list-style-type: none"> <li>No cost</li> </ul>	<ul style="list-style-type: none"> <li>Specify <i>top cap with knockout</i>.</li> </ul>
<b>Electrical</b> <b>Factory-installed powerway and power base covers</b> <ul style="list-style-type: none"> <li>3-circuit powerway with shared neutral</li> <li>3-circuit powerway with separate neutrals</li> <li>4-circuit (3+D) powerway</li> <li>4-circuit (3I+1) powerway</li> <li>4-circuit (2+2) powerway</li> </ul>	<ul style="list-style-type: none"> <li>+\$175</li> <li>+\$209</li> <li>+\$206</li> <li>+\$247</li> <li>+\$247</li> </ul>	<ul style="list-style-type: none"> <li>Add suffix <b>P3</b> to panel style number.</li> <li>Add suffix <b>P3</b> to panel style number and specify <i>with separate neutrals</i>.</li> <li>Add suffix <b>P4</b> to panel style number.</li> <li>Add suffix <b>P4</b> to panel style number and specify <i>with 3I+1 wiring</i>.</li> <li>Add suffix <b>P4</b> to panel style number and specify <i>with 2+2 wiring</i>.</li> </ul>
<b>Field-installed powerway</b> <ul style="list-style-type: none"> <li>For use in New York City</li> </ul>		<p>▶ Must specify powerway for field installation only, page 160, and specify <i>non-powered panel with power base covers</i>.</p>
<b>Factory-installed wire separator</b>	<ul style="list-style-type: none"> <li>+\$ 23</li> </ul>	<ul style="list-style-type: none"> <li>Specify <i>with wire separator</i>.</li> </ul>

▶ Options, continued on next page

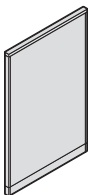
► Options, continued from previous page

	Options	Price	Required to Specify
<b>Cable-Management Panel with Powerway</b> ► Page 126	<b>Choice 1: Vertical cable routing only</b>	+\$ 10	① Specify a panel with factory-installed powerway in the base (see above). ② Specify plain cable-management surfaces on both sides of the panel.
	<b>Choice 2: Worksurface-height power on one side and vertical cable routing</b>	+\$111	① Specify a panel with factory-installed powerway in the base (see above). ② Specify power cable-management surfaces on one side of the panel. ③ Specify line 1, 2, 3, or 4.
	<b>Choice 3: Worksurface-height power on two sides and vertical cable routing</b>	+\$212	① Specify a panel with factory-installed powerway in the base (see above). ② Specify cable-management surfaces on both sides of the panel. ③ Specify line 1, 2, 3, or 4 (must be the same for both sides).
<b>Cable-Management Panel without Powerway</b> ► Page 127	<b>Choice 4: Vertical cable routing only</b>	+\$ 10	① Specify a panel without factory-installed powerway. ② Specify plain cable-management surfaces on both sides of the panel.
	<b>Choice 5: Worksurface-height power access on one side and vertical cable routing</b>	+\$ 81	① Specify a panel without factory-installed powerway. ② Specify power cable-management surface on one side and plain cable-management surface on the other side of the panel.
	<b>Choice 6: Worksurface-height power access on two sides and vertical cable routing</b>	+\$152	① Specify a panel <b>without</b> factory-installed powerway. ② Specify power cable-management surface on both sides of the panel.
<b>New York City Cable-Management Panel</b> ► Page 128	<b>Choice 7: Worksurface-height power access on one side and vertical cable routing</b>	+\$106	① Specify a panel <b>without</b> factory-installed powerway. ② Specify New York power cable-management surface on one side and plain cable-management surface on the other side of the panel. ③ Designate wiring option. ④ Specify line 1, 2, 3, or 4.
	<b>Choice 8: Worksurface-height power access on two sides and vertical cable routing</b>	+\$202	① Specify a panel <b>without</b> factory-installed powerway. ② Specify New York power cable-management surface on both sides of the panel. ③ Designate wiring option. ④ Specify line 1, 2, 3, or 4 (must be the same for both sides).

- Related Products**
- Panel connectors ► Page 146
  - Panel brackets ► Page 150
  - Panel wiring and cabling ► Page 155
  - Panel accessories ► Page 164

**Specification Information**

Width	Style Number	Base Price	Style Number	Base Price	Style Number	Base Price
	<b>33"H</b>		<b>41¼"H</b>		<b>52¾"H</b>	
18 <sup>5</sup> / <sub>16</sub> "	<b>MPTAM3318</b>	\$532	<b>MPTAM4118</b>	\$532	<b>MPTAM5318</b>	\$598
24 <sup>5</sup> / <sub>16</sub> "	<b>MPTAM3324</b>	\$541	<b>MPTAM4124</b>	\$541	<b>MPTAM5324</b>	\$602
30 <sup>5</sup> / <sub>16</sub> "	<b>MPTAM3330</b>	\$578	<b>MPTAM4130</b>	\$578	<b>MPTAM5330</b>	\$643
36 <sup>5</sup> / <sub>16</sub> "	<b>MPTAM3336</b>	\$616	<b>MPTAM4136</b>	\$616	<b>MPTAM5336</b>	\$678
42 <sup>5</sup> / <sub>16</sub> "	<b>MPTAM3342</b>	\$675	<b>MPTAM4142</b>	\$675	<b>MPTAM5342</b>	\$740
48 <sup>5</sup> / <sub>16</sub> "	<b>MPTAM3348</b>	\$736	<b>MPTAM4148</b>	\$736	<b>MPTAM5348</b>	\$801
60 <sup>5</sup> / <sub>8</sub> "	<b>MPTAM3360</b>	\$920	<b>MPTAM4160</b>	\$920	<b>MPTAM5360</b>	\$993



Tackable Panels, continued

SIN 711.1



*Tip: To price a panel with two surface materials in different price groups, add the two fabric price group option prices together and divide by 2; then add the result to the panel base price.*

*Tip: If you want the panel fabric to match the fabric on panel end trim, change-of-height panel connectors, power poles, cable poles, or fillers, check to see that the fabric you want is available on that product before you specify the panel fabric. Some fabrics are not available because they are not suitable for wrapping thin pieces.*

*Tip: Replacement panel surfaces are now available as standard product. The top cap, end trim, and base cover can remain in place during the replacement process. Special tools are not required. Adjacent panels are not disrupted.*

*\*Tip: For most fabrics, fabric application is standard in the warp horizontal direction. ▶ See Specification Guidelines for Vertical Fabric Applications, page 280, for details on these exceptions. Warp vertical is available as an option.*

*Tip: 80½"H fabric-covered end trims are available in the warp vertical application only.*

Standard Includes	Required to Specify
-------------------	---------------------

- |  |  |
|--|--|
| <ul style="list-style-type: none"> <li>• 64<sup>11</sup>/<sub>16</sub>"H panel with two surfaces, fabric direction with horizontal application*: fabric price group 1</li> <li>• 80<sup>1</sup>/<sub>2</sub>"H panel with two surfaces, fabric direction with vertical application: fabric price group 1</li> <li>• Top cap, end trim, and base covers with receptacle knockouts: all paint price groups</li> <li>• Top cap height: medium</li> <li>• Acoustical insert on panels 53"H or higher</li> <li>• Universal connector package</li> </ul> | <ol style="list-style-type: none"> <li>1 Style number</li> <li>2 Fabric color number for surface 1</li> <li>3 Fabric color number for surface 2</li> <li>4 Paint color number for top cap, end trim, and base covers</li> <li>5 Options, if selected (see below)</li> </ol> <p>▶ See <i>Surface Materials</i>, page 267.</p> |
|--|--|

Surface Materials	Options	Price	Required to Specify
-------------------	---------	-------	---------------------

<b>Surface Materials</b>	<b>Panel surface</b>		
	<ul style="list-style-type: none"> <li>• Fabric price group 1</li> <li>• Fabric price group 2</li> <li>• Fabric price group 3</li> <li>• Fabric price group 4</li> <li>• Fabric price group 5</li> <li>• Fabric price group COM</li> </ul>	<ul style="list-style-type: none"> <li>No cost</li> <li>+\$ 34</li> <li>+\$ 86</li> <li>+\$138</li> <li>+\$214</li> <li>+\$ 32</li> </ul>	<ul style="list-style-type: none"> <li>Specify fabric color number.</li> <li>Specify fabric color number.</li> <li>Specify fabric color number.</li> <li>Specify fabric color number.</li> <li>Specify fabric color number.</li> <li>▶ See <i>Surface Materials Reference Manual</i> to specify.</li> </ul>

<b>Fabric direction on 64<sup>11</sup>/<sub>16</sub>"H panels</b>		
• Vertical application	No cost	Specify with vertical application.

<b>Top cap, end trim, and base covers</b>		
• Wood on low or medium top cap only	+\$118	Specify with wood top cap and select wood color number.
• Customiz stain on wood top cap	No cost	▶ See <i>Surface Materials Reference Manual</i> .
• Fabric-covered end trim	+\$ 54	Specify with fabric-covered end trim left-hand, right-hand, or both and select fabric color number.

<b>Fabric direction on end trim on 64<sup>11</sup>/<sub>16</sub>"H panels*</b>		
• Horizontal application (standard)	No cost	Specify with horizontal application.
• Vertical application	No cost	Specify with vertical application.

<b>Top Cap</b>	<b>Height</b>		
	• Low (reduces panel height by ¾")	No cost	Replace second <b>M</b> in style number with <b>L</b> .

<b>Top Cap</b>	<b>Knockouts</b>		
	• Cable knockout on medium top cap	No cost	Specify top cap with knockout.

<b>Electrical</b>	<b>Factory-installed powerway and power base covers</b>		
	• 3-circuit powerway with shared neutral	+\$175	Add suffix <b>P3</b> to panel style number.
	• 3-circuit powerway with separate neutrals	+\$209	Add suffix <b>P3</b> to panel style number and specify with separate neutrals.
	• 4-circuit (3+D) powerway	+\$206	Add suffix <b>P4</b> to panel style number.
	• 4-circuit (3I+1) powerway	+\$247	Add suffix <b>P4</b> to panel style number and specify with 3I+1 wiring.
	• 4-circuit (2+2) powerway	+\$247	Add suffix <b>P4</b> to panel style number and specify with 2+2 wiring.

<b>Field-installed powerway</b>		
• For use in New York City		▶ Must specify powerway for field installation only, page 160, and specify non-powered panel with power base covers.

<b>Factory-installed power base covers</b>		
• Substituted on non-powered panels 24 <sup>5</sup> / <sub>16</sub> "W–60 <sup>5</sup> / <sub>8</sub> "W only	No cost	Specify with power base covers.
• For use in Chicago	No cost	Specify with power base covers. (Additional base covers with a standard-size opening, both sides, are available on 30"W panels.)

<b>Factory-installed wire separator</b>		
	+\$ 23	Specify with wire separator.

▶ Options, continued on next page

SIN 711.1

► Options, continued from previous page


Tip: Cable-management option is not available on 18<sup>5</sup>/<sub>16</sub>"W panels.

Tip: Remember to order cable knockouts for medium top caps (above) to accommodate cable routing.

	Options	Price	Required to Specify
<b>Cable-Management Panel with Powerway</b> ► Page 126	<b>Choice 1: Vertical cable routing only</b>	+\$ 10	① Specify a panel with factory-installed powerway in the base (see above). ② Specify plain cable-management surfaces on both sides of the panel.
	<b>Choice 2: Worksurface-height power on one side and vertical cable routing</b>	+\$111	① Specify a panel with factory-installed powerway in the base (see above). ② Specify power cable-management surfaces on one side of the panel. ③ Specify line 1, 2, 3, or 4.
	<b>Choice 3: Worksurface-height power on two sides and vertical cable routing</b>	+\$212	① Specify a panel with factory-installed powerway in the base (see above). ② Specify cable-management surfaces on both sides of the panel. ③ Specify line 1, 2, 3, or 4 (must be the same for both sides).
<b>Cable-Management Powerway</b> ► Page 127	<b>Choice 4: Vertical cable routing only</b>	+\$ 10	① Specify a panel without factory-installed powerway. ② Specify plain cable-management surfaces on both sides of the panel.
	<b>Choice 5: Worksurface-height power access on one side and vertical cable routing</b>	+\$ 81	① Specify a panel without factory-installed powerway. ② Specify power cable-management surface on one side and plain cable-management surface on the other side of the panel.
	<b>Choice 6: Worksurface-height power access on two sides and vertical cable routing</b>	+\$152	① Specify a panel <b>without</b> factory-installed powerway. ② Specify power cable-management surface on both sides of the panel.
<b>New York City Cable-Management Panel</b> ► Page 128	<b>Choice 7: Worksurface-height power access on one side and vertical cable routing</b>	+\$106	① Specify a panel <b>without</b> factory-installed powerway. ② Specify New York power cable-management surface on one side and plain cable-management surface on the other side of the panel. ③ Designate wiring option. ④ Specify line 1, 2, 3, or 4.
	<b>Choice 8: Worksurface-height power access on two sides and vertical cable routing</b>	+\$202	① Specify a panel <b>without</b> factory-installed powerway. ② Specify New York power cable-management surface on both sides of the panel. ③ Designate wiring option. ④ Specify line 1, 2, 3, or 4 (must be the same for both sides).
<b>Related Products</b>	<ul style="list-style-type: none"> <li>• Panel connectors</li> <li>• Panel brackets</li> <li>• Panel wiring and cabling</li> <li>• Panel accessories</li> </ul>		► Page 146 ► Page 150 ► Page 155 ► Page 164

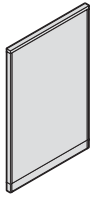
Specification Information

Width	Style Number	Base Price	Style Number	Base Price
	64 <sup>11</sup> / <sub>16</sub> "H		80 <sup>1</sup> / <sub>2</sub> "H	
18 <sup>5</sup> / <sub>16</sub> "	MPTAM6518	\$ 677	MPTAM8018	\$ 937
24 <sup>5</sup> / <sub>16</sub> "	MPTAM6524	\$ 682	MPTAM8024	\$ 945
30 <sup>5</sup> / <sub>16</sub> "	MPTAM6530	\$ 733	MPTAM8030	\$1003
36 <sup>5</sup> / <sub>16</sub> "	MPTAM6536	\$ 773	MPTAM8036	\$1071
42 <sup>5</sup> / <sub>16</sub> "	MPTAM6542	\$ 843	MPTAM8042	\$1175
48 <sup>5</sup> / <sub>16</sub> "	MPTAM6548	\$ 914	MPTAM8048	\$1270
60 <sup>5</sup> / <sub>16</sub> "	MPTAM6560	\$1134		



# High-Performance Acoustical Panels

SIN 711.1



*Tip: To price a panel with two surface materials in different price groups, add the two fabric price group option prices together and divide by 2; then add the result to the panel base price.*

*Tip: If you want the panel fabric to match the fabric on panel end trim, change-of-height panel connectors, power poles, cable poles, or fillers, check to see that the fabric you want is available on that product before you specify the panel fabric. Some fabrics are not available because they are not suitable for wrapping thin pieces.*

*Tip: High-performance acoustical panels shipped after May 15, 2006, have an improved thinner panel surface design. The high-performance panels still provide the improved STC and NRC ratings versus the standard tackable acoustical panels.*

*\*Tip: For most fabrics, fabric application is standard in the warp horizontal direction. See Specification Guidelines for Vertical Fabric Applications, page 280, for details on these exceptions. Warp vertical is available as an option.*

Standard Includes	Required to Specify
<ul style="list-style-type: none"> <li>64<sup>11</sup>/<sub>16</sub>"H panel with two surfaces, fabric direction with horizontal application*: fabric price group 1</li> <li>Top cap, end trim, and base covers with receptacle knockouts: all paint price groups</li> <li>Top cap height: medium</li> <li>Universal connector package</li> </ul>	<ol style="list-style-type: none"> <li>Style number</li> <li>Fabric color number for surface 1</li> <li>Fabric color number for surface 2</li> <li>Paint color number for top cap, end trim, and base covers</li> <li>Options, if selected (see below)</li> </ol> <p>▶ See <i>Surface Materials</i>, page 267.</p>

Options	Price	Required to Specify
<b>Surface Materials</b> <b>Panel surface</b> <ul style="list-style-type: none"> <li>Fabric price group 1</li> <li>Fabric price group 2</li> <li>Fabric price group 3</li> <li>Fabric price group 4</li> <li>Fabric price group 5</li> <li>Fabric price group COM</li> </ul>	<ul style="list-style-type: none"> <li>No cost</li> <li>+\$ 34</li> <li>+\$ 86</li> <li>+\$138</li> <li>+\$214</li> <li>+\$ 32</li> </ul>	<ul style="list-style-type: none"> <li>Specify fabric color number.</li> <li>Specify fabric color number.</li> <li>Specify fabric color number.</li> <li>Specify fabric color number.</li> <li>Specify fabric color number.</li> </ul> <p>▶ See <i>Surface Materials Reference Manual</i> to specify.</p>
<b>Fabric direction</b> <ul style="list-style-type: none"> <li>Vertical application</li> </ul>	<ul style="list-style-type: none"> <li>No cost</li> </ul>	<ul style="list-style-type: none"> <li>Specify with vertical application.</li> </ul>
<b>Top cap, end trim, and base covers</b> <ul style="list-style-type: none"> <li>Wood on low or medium top cap only</li> <li>Customiz stain on wood top cap</li> <li>Fabric-covered end trim</li> </ul>	<ul style="list-style-type: none"> <li>+\$118</li> <li>No cost</li> <li>+\$ 54 each side</li> </ul>	<ul style="list-style-type: none"> <li>Specify with wood top cap and select wood color number.</li> <li>▶ See <i>Surface Materials Reference Manual</i>.</li> <li>Specify with fabric-covered end trim left-hand, right-hand, or both and select fabric color number.</li> </ul>
<b>Fabric direction on end trim*</b> <ul style="list-style-type: none"> <li>Horizontal application (standard)</li> <li>Vertical application</li> </ul>	<ul style="list-style-type: none"> <li>No cost</li> <li>No cost</li> </ul>	<ul style="list-style-type: none"> <li>Specify with horizontal application.</li> <li>Specify with vertical application.</li> </ul>
<b>Top Cap</b> <b>Height</b> <ul style="list-style-type: none"> <li>Low (reduces panel height by 3/4")</li> </ul>	<ul style="list-style-type: none"> <li>No cost</li> </ul>	<ul style="list-style-type: none"> <li>Replace second <b>M</b> in style number with <b>L</b>.</li> </ul>
<b>Knockouts</b> <ul style="list-style-type: none"> <li>Cable knockout on medium top cap</li> </ul>	<ul style="list-style-type: none"> <li>No cost</li> </ul>	<ul style="list-style-type: none"> <li>Specify top cap with knockout.</li> </ul>
<b>Electrical</b> <b>Factory-installed powerway and power base covers</b> <ul style="list-style-type: none"> <li>3-circuit powerway with shared neutral</li> <li>3-circuit powerway with separate neutrals</li> <li>4-circuit (3+D) powerway</li> <li>4-circuit (3I+1) powerway</li> <li>4-circuit (2+2) powerway</li> </ul>	<ul style="list-style-type: none"> <li>+\$175</li> <li>+\$209</li> <li>+\$206</li> <li>+\$247</li> <li>+\$247</li> </ul>	<ul style="list-style-type: none"> <li>Add suffix <b>P3</b> to panel style number.</li> <li>Add suffix <b>P3</b> to panel style number and specify with separate neutrals.</li> <li>Add suffix <b>P4</b> to panel style number.</li> <li>Add suffix <b>P4</b> to panel style number and specify with 3I+1 wiring.</li> <li>Add suffix <b>P4</b> to panel style number and specify with 2+2 wiring.</li> </ul>
<b>Field-installed powerway</b> <ul style="list-style-type: none"> <li>For use in New York City</li> </ul>		<ul style="list-style-type: none"> <li>▶ Must specify powerway for field installation only, page 160, and specify non-powered panel with power base covers.</li> </ul>
<b>Factory-installed power base covers</b> <ul style="list-style-type: none"> <li>Substituted on non-powered panels 24<sup>9</sup>/<sub>16</sub>"W–60<sup>5</sup>/<sub>8</sub>"W only</li> <li>For use in Chicago</li> </ul>	<ul style="list-style-type: none"> <li>No cost</li> <li>No cost</li> </ul>	<ul style="list-style-type: none"> <li>Specify with power base covers.</li> <li>Specify with power base covers. (Additional base covers with a standard-size opening, both sides, are available on 30"W panels.)</li> </ul>
<b>Factory-installed wire separator</b>	<ul style="list-style-type: none"> <li>+\$ 23</li> </ul>	<ul style="list-style-type: none"> <li>Specify with wire separator.</li> </ul>

▶ Options, continued on next page


SIN 711.1

► Options, continued from previous page

	Options	Price	Required to Specify
<b>Related Products</b>	• Panel connectors		► Page 146
	• Panel brackets		► Page 150
	• Panel wiring and cabling		► Page 155
	• Panel accessories		► Page 164

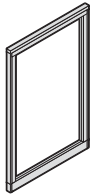
Specification Information

Width	Style Number	Base Price
<b>64<sup>11</sup>/<sub>16</sub>"H</b>		
18 <sup>5</sup> / <sub>16</sub> "	<b>MPHAM6518</b>	\$ 780
24 <sup>5</sup> / <sub>16</sub> "	<b>MPHAM6524</b>	\$ 787
30 <sup>5</sup> / <sub>16</sub> "	<b>MPHAM6530</b>	\$ 832
36 <sup>5</sup> / <sub>16</sub> "	<b>MPHAM6536</b>	\$ 878
42 <sup>5</sup> / <sub>16</sub> "	<b>MPHAM6542</b>	\$ 945
48 <sup>5</sup> / <sub>16</sub> "	<b>MPHAM6548</b>	\$1015
60 <sup>5</sup> / <sub>16</sub> "	<b>MPHAM6560</b>	\$1240
:	:	:



# Transparent Panels

SIN 711.1



*Tip: If you want the panel fabric to match the fabric on change-of-height panel connectors, power poles, cable poles, or fillers, check to see that the fabric you want is available on that product before you specify the panel fabric. Some fabrics are not available because they are not suitable for wrapping thin pieces.*

*\*Tip: For most fabrics, fabric application is standard in the warp horizontal direction. ▶ See Specification Guidelines for Vertical Fabric Applications, page 280, for details on these exceptions. Warp vertical is available as an option.*

*Tip: 80 1/2" H fabric-covered end trims are available in the warp vertical application only.*

Standard Includes	Required to Specify
<ul style="list-style-type: none"> <li>Panel insert: 6500 Clear tempered glass</li> <li>Top cap, frame surface, end trim, and base covers with receptacle knockouts: all paint price groups</li> <li>Top cap height: medium</li> <li>Universal connector package</li> </ul>	<ul style="list-style-type: none"> <li>1 Style number</li> <li>2 Paint color number for top cap, frame surface, end trim, and base covers</li> <li>3 Options, if selected (see below)</li> <li>▶ See <i>Surface Materials</i>, page 267.</li> </ul>

Options	Price	Required to Specify
<b>Surface Materials</b>		
<b>Top cap, frame surface, end trim, and base covers</b>		
<ul style="list-style-type: none"> <li>Wood on low or medium top cap only</li> <li>Customiz stain on wood top cap</li> <li>Fabric-covered end trim</li> </ul>	<ul style="list-style-type: none"> <li>+\$118</li> <li>No cost</li> <li>+\$ 54 per side</li> </ul>	<ul style="list-style-type: none"> <li>Specify <i>with wood top cap</i> and select wood color number.</li> <li>▶ See <i>Surface Materials Reference Manual</i>.</li> <li>Specify <i>with fabric-covered end trim left-hand, right-hand, or both</i> and select fabric color number.</li> </ul>

Fabric direction for end trim on 64 11/16" H and shorter panels*		
<ul style="list-style-type: none"> <li>Horizontal application (standard)</li> <li>Vertical application</li> </ul>	<ul style="list-style-type: none"> <li>No cost</li> <li>No cost</li> </ul>	<ul style="list-style-type: none"> <li>Specify <i>with horizontal application</i>.</li> <li>Specify <i>with vertical application</i></li> </ul>

Top Cap	Height	Price	Required to Specify
<ul style="list-style-type: none"> <li>Low (reduces panel height by 3/4")</li> </ul>	No cost	No cost	Replace second <b>M</b> in style number with <b>L</b> .

Knockouts	Price	Required to Specify
<ul style="list-style-type: none"> <li>Cable knockout on medium top cap</li> </ul>	No cost	Specify <i>top cap with knockout</i> .

Electrical	Factory-installed powerway and power base covers	
<ul style="list-style-type: none"> <li>3-circuit powerway with shared neutral</li> <li>3-circuit powerway with separate neutrals</li> <li>4-circuit (3+D) powerway</li> <li>4-circuit (3I+1) powerway</li> <li>4-circuit (2+2) powerway</li> </ul>	<ul style="list-style-type: none"> <li>+\$175</li> <li>+\$209</li> <li>+\$206</li> <li>+\$247</li> <li>+\$247</li> </ul>	<ul style="list-style-type: none"> <li>Add suffix <b>P3</b> to panel style number.</li> <li>Add suffix <b>P3</b> to panel style number and specify <i>with separate neutrals</i>.</li> <li>Add suffix <b>P4</b> to panel style number.</li> <li>Add suffix <b>P4</b> to panel style number and specify <i>with 3I+1 wiring</i>.</li> <li>Add suffix <b>P4</b> to panel style number and specify <i>with 2+2 wiring</i>.</li> </ul>

Field-installed powerway		
<ul style="list-style-type: none"> <li>For use in New York City</li> </ul>		▶ Must specify powerway for field installation only, page 160, and specify <i>non-powered panel with power base covers</i> .

Factory-installed power base covers		
<ul style="list-style-type: none"> <li>Substituted on non-powered panels</li> <li>For use in Chicago</li> </ul>	<ul style="list-style-type: none"> <li>No cost</li> <li>No cost</li> </ul>	<ul style="list-style-type: none"> <li>Specify <i>with power base covers</i>.</li> <li>Specify <i>with power base covers</i>. (Additional base covers with a standard-size opening, both sides, are available on 30"W panels.)</li> </ul>

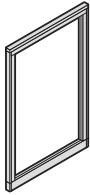
Factory-installed wire separator		
	+\$ 23	Specify <i>with wire separator</i> .

Related Products	Options	Price	Required to Specify
<ul style="list-style-type: none"> <li>Panel connectors</li> <li>Panel brackets</li> <li>Panel wiring and cabling</li> <li>Panel accessories</li> </ul>			<ul style="list-style-type: none"> <li>▶ Page 146</li> <li>▶ Page 150</li> <li>▶ Page 155</li> <li>▶ Page 164</li> </ul>



SIN 711.1

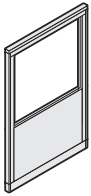
**Specification Information**



Width	Style Number	Base Price	Style Number	Base Price	Style Number	Base Price
	<b>53"H</b>		<b>64<sup>11</sup>/<sub>16</sub>"H</b>		<b>80<sup>1</sup>/<sub>2</sub>"H</b>	
24 <sup>5</sup> / <sub>16</sub> "	<b>MPSGM5324</b>	\$ 853	<b>MPSGM6524</b>	\$ 986	<b>MPSGM8024</b>	\$1166
30 <sup>5</sup> / <sub>16</sub> "	<b>MPSGM5330</b>	\$ 940	<b>MPSGM6530</b>	\$1075	<b>MPSGM8030</b>	\$1264
36 <sup>5</sup> / <sub>16</sub> "	<b>MPSGM5336</b>	\$1025	<b>MPSGM6536</b>	\$1165	<b>MPSGM8036</b>	\$1361
42 <sup>5</sup> / <sub>16</sub> "	<b>MPSGM5342</b>	\$1116	<b>MPSGM6542</b>	\$1253	<b>MPSGM8042</b>	\$1460
48 <sup>5</sup> / <sub>16</sub> "	<b>MPSGM5348</b>	\$1201	<b>MPSGM6548</b>	\$1341	<b>MPSGM8048</b>	\$1558

# Half Glass, Half Fabric Transparent Panels

SIN 711.1



*Tip: If you want the panel fabric to match the fabric on change-of-height panel connectors, power poles, cable poles, or fillers, check to see that the fabric you want is available on that product before you specify the panel fabric. Some fabrics are not available because they are not suitable for wrapping thin pieces.*

*\*Tip: For most fabrics, fabric application is standard in the warp horizontal direction. ▶ See Specification Guidelines for Vertical Fabric Applications, page 280, for details on these exceptions. Warp vertical is available as an option.*

*Tip: 80"H fabric-covered end trims are available in the warp vertical application only. If they are specified, be sure to select vertical application on the panel surfaces.*

Standard Includes	Required to Specify
<ul style="list-style-type: none"> <li>Panel with two surfaces, fabric direction with horizontal application*: fabric price group 1</li> <li>Panel insert: 6500 Clear tempered glass</li> <li>Top cap, frame surface, end trim, and base covers with receptacle knockouts: all paint price groups</li> <li>Top cap height: medium</li> <li>Universal connector package</li> </ul>	<ol style="list-style-type: none"> <li>Style number</li> <li>Paint color number for top cap, frame surface, end trim, and base covers</li> <li>Options, if selected (see below)                     <ul style="list-style-type: none"> <li>▶ See <i>Surface Materials</i>, page 267.</li> </ul> </li> </ol>

Surface Materials	Options	Price	Required to Specify
	<b>Panel surface</b>		
	<ul style="list-style-type: none"> <li>Fabric price group 1</li> <li>Fabric price group 2</li> <li>Fabric price group 3</li> <li>Fabric price group 4</li> <li>Fabric price group 5</li> <li>Fabric price group COM</li> </ul>	<ul style="list-style-type: none"> <li>No cost</li> <li>+\$ 34</li> <li>+\$ 86</li> <li>+\$138</li> <li>+\$214</li> <li>+\$ 32</li> </ul>	<ul style="list-style-type: none"> <li>Specify fabric color number.</li> <li>Specify fabric color number.</li> <li>Specify fabric color number.</li> <li>Specify fabric color number.</li> <li>Specify fabric color number.</li> <li>▶ See <i>Surface Materials Reference Manual</i> to specify.</li> </ul>
	<b>Fabric direction on panels</b>		
	<ul style="list-style-type: none"> <li>Vertical application</li> </ul>	<ul style="list-style-type: none"> <li>No cost</li> </ul>	<ul style="list-style-type: none"> <li>Specify with vertical application.</li> </ul>
	<b>Top cap, frame surface, end trim, and base covers</b>		
	<ul style="list-style-type: none"> <li>Wood on low or medium top cap only</li> <li>Customiz stain on wood top cap</li> <li>Fabric-covered end trim</li> </ul>	<ul style="list-style-type: none"> <li>+\$118</li> <li>No cost</li> <li>+\$ 54 per side</li> </ul>	<ul style="list-style-type: none"> <li>Specify with wood top cap and select wood color number.</li> <li>▶ See <i>Surface Materials Reference Manual</i>.</li> <li>Specify with fabric-covered end trim left-hand, right-hand, or both and select fabric color number.</li> </ul>
	<b>Fabric direction for end trim on 64<sup>11</sup>/<sub>16</sub>"H and shorter panels*</b>		
	<ul style="list-style-type: none"> <li>Horizontal application (standard)</li> <li>Vertical application</li> </ul>	<ul style="list-style-type: none"> <li>No cost</li> <li>No cost</li> </ul>	<ul style="list-style-type: none"> <li>Specify with horizontal application.</li> <li>Specify with vertical application.</li> </ul>
	<b>Top Cap</b>		
	<b>Height</b>		
	<ul style="list-style-type: none"> <li>Low (reduces panel height by 3/4")</li> </ul>	<ul style="list-style-type: none"> <li>No cost</li> </ul>	<ul style="list-style-type: none"> <li>Replace second <b>M</b> in style number with <b>L</b>.</li> </ul>
	<b>Knockouts</b>		
	<ul style="list-style-type: none"> <li>Cable knockout on medium top cap.</li> </ul>	<ul style="list-style-type: none"> <li>No cost</li> </ul>	<ul style="list-style-type: none"> <li>Specify top cap with knockout.</li> </ul>
	<b>Electrical</b>		
	<b>Factory-installed powerway and power base covers</b>		
	<ul style="list-style-type: none"> <li>3-circuit powerway with shared neutral</li> <li>3-circuit powerway with separate neutrals</li> <li>4-circuit (3+D) powerway</li> <li>4-circuit (3I+1) powerway</li> <li>4-circuit (2+2) powerway</li> </ul>	<ul style="list-style-type: none"> <li>+\$175</li> <li>+\$209</li> <li>+\$206</li> <li>+\$247</li> <li>+\$247</li> </ul>	<ul style="list-style-type: none"> <li>Add suffix <b>P3</b> to panel style number.</li> <li>Add suffix <b>P3</b> to panel style number and specify with separate neutrals.</li> <li>Add suffix <b>P4</b> to panel style number.</li> <li>Add suffix <b>P4</b> to panel style number and specify with 3I+1 wiring.</li> <li>Add suffix <b>P4</b> to panel style number and specify with 2+2 wiring.</li> </ul>
	<b>Field-installed powerway</b>		
	<ul style="list-style-type: none"> <li>For use in New York City</li> </ul>		<ul style="list-style-type: none"> <li>▶ Must specify powerway for field installation only, page 160, and specify non-powered panel with power base covers.</li> </ul>

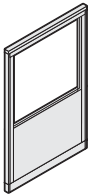
▶ Options, continued on next page

► Options, continued from previous page

Options	Price	Required to Specify
<b>Factory-installed power base covers</b>		
<ul style="list-style-type: none"> <li>Substituted on non-powered panels</li> <li>For use in Chicago</li> </ul>	No cost No cost	Specify <i>with power base covers</i> . Specify <i>with power base covers</i> . (Additional base covers with a standard-size opening, both sides, are available on 30"W panels.)
<b>Factory-installed wire separator</b>		
	+\$23	Specify <i>with wire separator</i> .
<b>Related Products</b>	<ul style="list-style-type: none"> <li>Panel connectors</li> <li>Panel brackets</li> <li>Panel wiring and cabling</li> <li>Panel accessories</li> </ul>	<ul style="list-style-type: none"> <li>► Page 146</li> <li>► Page 150</li> <li>► Page 155</li> <li>► Page 164</li> </ul>

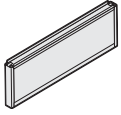
Specification Information

Width	Style Number	Base Price	Style Number	Base Price	Style Number	Base Price
	53"H		64 <sup>11</sup> / <sub>16</sub> "H		80 <sup>1</sup> / <sub>2</sub> "H	
24 <sup>5</sup> / <sub>16</sub> "	<b>MPHGM5324</b>	\$1125	<b>MPHGM6524</b>	\$1234	<b>MPHGM8024</b>	\$1405
30 <sup>5</sup> / <sub>16</sub> "	<b>MPHGM5330</b>	\$1203	<b>MPHGM6530</b>	\$1324	<b>MPHGM8030</b>	\$1492
36 <sup>5</sup> / <sub>16</sub> "	<b>MPHGM5336</b>	\$1227	<b>MPHGM6536</b>	\$1409	<b>MPHGM8036</b>	\$1603
42 <sup>5</sup> / <sub>16</sub> "	<b>MPHGM5342</b>	\$1364	<b>MPHGM6542</b>	\$1558	<b>MPHGM8042</b>	\$1687
48 <sup>5</sup> / <sub>16</sub> "	<b>MPHGM5348</b>	\$1433	<b>MPHGM6548</b>	\$1642	<b>MPHGM8048</b>	\$1782



# Tackable Fabric-Covered Panel Stackers

SIN 711.1



\*Tip: For most fabrics, fabric application is standard in the warp horizontal direction.  
 ▶ See *Specification Guidelines for Vertical Fabric Applications*, page 280, for details on these exceptions. Warp vertical is available as an option.

Standard Includes	Required to Specify
-------------------	---------------------

- |   |   |
|---|---|
| <ul style="list-style-type: none"> <li>• Tackable stacker with two of the same fabric surfaces, fabric direction with horizontal application*:</li> <li>• fabric price group 1</li> <li>• Trim: all paint price groups</li> <li>• Two stacking attachment brackets</li> </ul> | <ol style="list-style-type: none"> <li>1 Style number</li> <li>2 Fabric color number for panel surface</li> <li>3 Paint color number for trim</li> <li>4 Options, if selected (see below)</li> </ol> <p>▶ See <i>Surface Materials</i>, page 267.</p> |
|---|---|

Options	Price	Required to Specify
---------	-------	---------------------

<p><b>Surface Materials</b></p> <p><b>Panel surface</b></p> <ul style="list-style-type: none"> <li>• Fabric price group 1</li> <li>• Fabric price group 2</li> <li>• Fabric price group 3</li> <li>• Fabric price group 4</li> <li>• Fabric price group 5</li> <li>• Fabric price group COM</li> </ul>	<p>No cost</p> <p>+\$ 34</p> <p>+\$ 85</p> <p>+\$137</p> <p>+\$214</p> <p>+\$ 32</p>	<p>Specify fabric color number.</p> <p>Specify fabric color number.</p> <p>Specify fabric color number.</p> <p>Specify fabric color number.</p> <p>Specify fabric color number.</p> <p>▶ See <i>Surface Materials Reference Manual</i> to specify.</p>
<p><b>Fabric direction</b></p> <ul style="list-style-type: none"> <li>• Vertical application</li> </ul>		<p>No cost</p> <p>Specify with vertical application.</p>

<p><b>Related Products</b></p>	<ul style="list-style-type: none"> <li>• Tackable panels</li> </ul>	<p>▶ Pages 130–133</p>
--------------------------------	---	------------------------

## Specification Information

• Width	• Style Number	• Base Price

### 11"H Stackers (For Stacking 42"H Base Panel to 53"H Base Panel)

18"	<b>MPTAS1118</b>	\$491
24"	<b>MPTAS1124</b>	\$505
30"	<b>MPTAS1130</b>	\$508
36"	<b>MPTAS1136</b>	\$521
42"	<b>MPTAS1142</b>	\$526
48"	<b>MPTAS1148</b>	\$534
60"	<b>MPTAS1160</b>	\$546

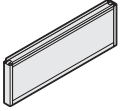
### 12"H Stackers (For Stacking 53"H Base Panel to 65"H Base Panel)

18"	<b>MPTAS1218</b>	\$492
24"	<b>MPTAS1224</b>	\$506
30"	<b>MPTAS1230</b>	\$511
36"	<b>MPTAS1236</b>	\$522
42"	<b>MPTAS1242</b>	\$527
48"	<b>MPTAS1248</b>	\$536
60"	<b>MPTAS1260</b>	\$548

▶ **Specification Information, continued on next page**

► Specification Information, continued from previous page

**Specification Information**



Width	Style Number	Base Price
-------	--------------	------------

**15"H Stackers (For Stacking 65"H Base Panel to 80"H Base Panel)**

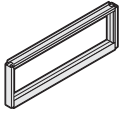
18"	<b>MPTAS1518</b>	\$498
24"	<b>MPTAS1524</b>	\$513
30"	<b>MPTAS1530</b>	\$516
36"	<b>MPTAS1536</b>	\$527
42"	<b>MPTAS1542</b>	\$534
48"	<b>MPTAS1548</b>	\$544
60"	<b>MPTAS1560</b>	\$555

**24"H Stackers (For Stacking 42"H Base Panel to 65"H Base Panel)**

18"	<b>MPTAS2418</b>	\$527
24"	<b>MPTAS2424</b>	\$544
30"	<b>MPTAS2430</b>	\$546
36"	<b>MPTAS2436</b>	\$573
42"	<b>MPTAS2442</b>	\$580
48"	<b>MPTAS2448</b>	\$582
60"	<b>MPTAS2460</b>	\$596

# Glass Panel Stackers

SIN 711.1



Standard Includes	Required to Specify
<ul style="list-style-type: none"> <li>• Glass insert: 6500 Clear tempered glass</li> <li>• Trim: paint price group 1</li> <li>• Two stacking attachment brackets</li> </ul>	<ul style="list-style-type: none"> <li>1 Style number</li> <li>2 Paint color number for trim</li> <li>3 Options, if selected (see below)</li> <li>▶ See <i>Surface Materials</i>, page 267.</li> </ul>

Options	Price	Required to Specify
<b>Surface Materials</b> <b>Glass</b> <ul style="list-style-type: none"> <li>• Frosted Glass</li> </ul>	+\$114	Specify 6530 Frosted Glass.
<b>Related Products</b> <ul style="list-style-type: none"> <li>• Tackable panels</li> </ul>		▶ Pages 130–133

## Specification Information

Width	Style Number	Base Price
-------	--------------	------------

### 11"H Stackers (For Stacking 42"H Base Panel to 53"H Base Panel)

18"	<b>MPSGS1118</b>	\$534
24"	<b>MPSGS1124</b>	\$547
30"	<b>MPSGS1130</b>	\$561
36"	<b>MPSGS1136</b>	\$570
42"	<b>MPSGS1142</b>	\$590
48"	<b>MPSGS1148</b>	\$594
60"	<b>MPSGS1160</b>	\$609
:	:	:

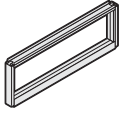
### 12"H Stackers (For Stacking 53"H Base Panel to 65"H Base Panel)

18"	<b>MPSGS1218</b>	\$539
24"	<b>MPSGS1224</b>	\$552
30"	<b>MPSGS1230</b>	\$566
36"	<b>MPSGS1236</b>	\$575
42"	<b>MPSGS1242</b>	\$596
48"	<b>MPSGS1248</b>	\$600
60"	<b>MPSGS1260</b>	\$620
:	:	:

▶ **Specification Information, continued on next page**

► Specification Information, continued from previous page

**Specification Information**



Width	Style Number	Base Price
-------	--------------	------------

**15"H Stackers (For Stacking 65"H Base Panel to 80"H Base Panel)**

18"	<b>MPSGS1518</b>	\$565
24"	<b>MPSGS1524</b>	\$588
30"	<b>MPSGS1530</b>	\$593
36"	<b>MPSGS1536</b>	\$604
42"	<b>MPSGS1542</b>	\$625
48"	<b>MPSGS1548</b>	\$629
60"	<b>MPSGS1560</b>	\$650
:	:	:

**24"H Stackers (For Stacking 42"H Base Panel to 65"H Base Panel)**

18"	<b>MPSGS2418</b>	\$589
24"	<b>MPSGS2424</b>	\$603
30"	<b>MPSGS2430</b>	\$623
36"	<b>MPSGS2436</b>	\$642
42"	<b>MPSGS2442</b>	\$669
48"	<b>MPSGS2448</b>	\$677
60"	<b>MPSGS2460</b>	\$705
:	:	:

# Panel Door with Frame

SIN 711.1



Standard Includes	Required to Specify
<ul style="list-style-type: none"> <li>• Panel door: laminate</li> <li>• Top cap and frame: all paint price groups</li> <li>• Threshold: stainless steel only</li> <li>• Door knob with lock: brushed chrome only</li> <li>• Top cap height: medium</li> <li>• Universal connector package</li> </ul>	<ul style="list-style-type: none"> <li>1 Style number</li> <li>2 Laminate color number for door</li> <li>3 Paint color number for top cap and frame</li> <li>4 Options, if selected (see below)</li> <li>▶ See <i>Surface Materials</i>, page 267.</li> </ul>

Options	Price	Required to Specify
<b>Surface Materials</b> <ul style="list-style-type: none"> <li>• <b>Top cap and frame</b></li> <li>• Wood on low or medium top cap only</li> <li>• Customiz stain on wood top cap</li> </ul>	<ul style="list-style-type: none"> <li>+\$122</li> <li>No cost</li> </ul>	<ul style="list-style-type: none"> <li>Specify <i>with wood top cap</i> and select wood color number.</li> <li>▶ See <i>Surface Materials Reference Manual</i>.</li> </ul>
<ul style="list-style-type: none"> <li>• <b>Door</b></li> <li>• Open Line laminate</li> </ul>	<ul style="list-style-type: none"> <li>+\$ 64 plus cost of laminate</li> </ul>	<ul style="list-style-type: none"> <li>▶ See <i>Surface Materials Reference Manual</i>.</li> </ul>
<b>Top Cap</b> <ul style="list-style-type: none"> <li>• <b>Height</b></li> <li>• Low (reduces frame height by 3/4")</li> </ul>	<ul style="list-style-type: none"> <li>No cost</li> </ul>	<ul style="list-style-type: none"> <li>Replace second <b>M</b> in style number with <b>L</b>.</li> </ul>
<ul style="list-style-type: none"> <li>• <b>Knockouts</b></li> <li>• Cable knockout on medium top cap</li> </ul>	<ul style="list-style-type: none"> <li>No cost</li> </ul>	<ul style="list-style-type: none"> <li>Specify <i>top cap with knockout</i>.</li> </ul>
<b>Door Handles</b> <ul style="list-style-type: none"> <li>• Pair of handles and latch mechanism: Brushed Chrome only</li> </ul>	<ul style="list-style-type: none"> <li>+\$128</li> </ul>	<ul style="list-style-type: none"> <li>Specify <i>with handles</i>.</li> </ul>
<b>Related Products</b> <ul style="list-style-type: none"> <li>• Panel wiring and cabling</li> </ul>		<ul style="list-style-type: none"> <li>▶ Page 155</li> </ul>

## Specification Information

• Dimensions	• Style	• Base
W    H	Number	Price

### Panel Door with Frame

42 <sup>5</sup> / <sub>16</sub> "	80 <sup>1</sup> / <sub>2</sub> "	<b>MPDFWDM8042</b>	\$2490

### Frame Only

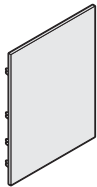
42 <sup>5</sup> / <sub>16</sub> "	80 <sup>1</sup> / <sub>2</sub> "	<b>MPDFM8042</b>	\$1104



# Tackable Acoustical Fabric-Covered Replacement Skins

Tackable Acoustical  
Fabric-Covered  
Replacement Skins

SIN 711.1



Tip: Remember to order replacement skins for both sides of the panel.

Tip: Avenir panels manufactured after September 1990 have removable panel skins. Replacement skins will not fit pre-September 1990 panels.

\*Tip: For most fabrics, fabric application is standard in the warp horizontal direction.  
▶ See Specification Guidelines for Vertical Fabric Applications, page 280 for details on these exceptions. Warp vertical is available as an option.

Standard Includes	Required to Specify
<ul style="list-style-type: none"> <li>• 33"H–65"H skins, fabric direction with horizontal application*: fabric price group 1</li> <li>• 80"H skin, fabric direction with vertical application: fabric price group 1</li> </ul>	<ol style="list-style-type: none"> <li>1 Style number</li> <li>2 Fabric color number for skin surface</li> <li>3 Options, if selected (see below)</li> </ol> <p>▶ See <i>Surface Materials</i>, page 267.</p>

Surface Materials	Options	Price	Required to Specify
	<b>Panel surface</b>		
	• Fabric price group 1	No cost	Specify fabric color number.
	• Fabric price group 2	+\$ 17	Specify fabric color number.
	• Fabric price group 3	+\$ 43	Specify fabric color number.
	• Fabric price group 4	+\$ 69	Specify fabric color number.
	• Fabric price group 5	+\$107	Specify fabric color number.
	• Fabric price group COM	+\$ 16	▶ See <i>Surface Materials Reference Manual</i> to specify.
	<b>Fabric direction on 65"H and shorter skins</b>		
	• Vertical application	No cost	Specify with vertical application.

Specification Information						
Width	Style Number	Base Price	Style Number	Base Price	Style Number	Base Price
<b>33"H Panels</b>			<b>41"H Panels</b>		<b>53"H Panels</b>	
18"	<b>RSTA3318</b>	\$108	<b>RSTA4118</b>	\$133	<b>RSTA5318</b>	\$144
24"	<b>RSTA3324</b>	\$119	<b>RSTA4124</b>	\$149	<b>RSTA5324</b>	\$156
30"	<b>RSTA3330</b>	\$131	<b>RSTA4130</b>	\$165	<b>RSTA5330</b>	\$174
36"	<b>RSTA3336</b>	\$145	<b>RSTA4136</b>	\$181	<b>RSTA5336</b>	\$188
42"	<b>RSTA3342</b>	\$156	<b>RSTA4142</b>	\$196	<b>RSTA5342</b>	\$204
48"	<b>RSTA3348</b>	\$170	<b>RSTA4148</b>	\$210	<b>RSTA5348</b>	\$219
60"	<b>RSTA3360</b>	\$193	<b>RSTA4160</b>	\$242	<b>RSTA5360</b>	\$235
<b>65"H Panels</b>			<b>80"H Panels</b>			
18"	<b>RSTA6518</b>	\$167	<b>RSTA8018</b>	\$226		
24"	<b>RSTA6524</b>	\$182	<b>RSTA8024</b>	\$241		
30"	<b>RSTA6530</b>	\$199	<b>RSTA8030</b>	\$255		
36"	<b>RSTA6536</b>	\$213	<b>RSTA8036</b>	\$272		
42"	<b>RSTA6542</b>	\$229	<b>RSTA8042</b>	\$285		
48"	<b>RSTA6548</b>	\$244	<b>RSTA8048</b>	\$303		
60"	<b>RSTA6560</b>	\$260				

# Panel Connector Packages

SIN 711.1

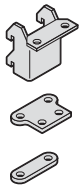
## Varying-Height Connector Packages (PAB2)



Standard Includes	Required to Specify
<ul style="list-style-type: none"> <li>Connector package: all paint price groups</li> </ul>	<ul style="list-style-type: none"> <li>1 Style number</li> <li>2 Paint color number for connector</li> <li>▶ See <i>Surface Materials</i>, page 267.</li> </ul>

Specification Information		
Lower Panel Height	Style Number	Price
33"	<b>PAB233</b>	\$33
41"	<b>PAB241</b>	\$34
53"	<b>PAB253</b>	\$34
65"	<b>PAB265</b>	\$34
:	:	:

## Varying-Height Perpendicular Connector Packages (PAB3)



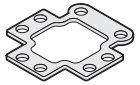
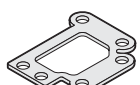
Standard Includes	Required to Specify
<ul style="list-style-type: none"> <li>Connector package: all paint price groups</li> </ul>	<ul style="list-style-type: none"> <li>1 Style number</li> <li>2 Paint color number for connector</li> <li>▶ See <i>Surface Materials</i>, page 267.</li> </ul>

Specification Information		
Lower Panel Height	Style Number	Price
33"	<b>PAB333</b>	\$33
41"	<b>PAB341</b>	\$34
53"	<b>PAB353</b>	\$34
65"	<b>PAB365</b>	\$34
:	:	:

**Varying-Height Connector Packages (PAB5)**

Standard Includes	Required to Specify
• Connector package: black paint only	Style number

**Specification Information**

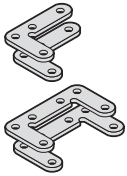
Description	Style Number	Price
 1 low, 3 high	<b>PAB5A</b>	\$33
 3 low, 1 high	<b>PAB5B</b>	\$33
 2 low, 2 high	<b>PAB5C</b>	\$33
 2 low opposite, 2 high opposite	<b>PAB5D</b>	\$33
 2 low opposite, 1 high	<b>PAB5E</b>	\$33
 1 low, 2 high	<b>PAB5F</b>	\$33
 2 low, 1 high	<b>PAB5G</b>	\$33



Panel Connector Packages, continued

SIN 711.1

**Closed-Configuration Connector Package (PAB9)**



Standard Includes	Required to Specify
<ul style="list-style-type: none"> <li>Connector package: black paint only</li> </ul>	Style number

**Specification Information**

Style Number	Price
PAB9	\$34

**Perpendicular Connector Package (PAB4)**



Standard Includes	Required to Specify
<ul style="list-style-type: none"> <li>Connector package: black paint only</li> </ul>	Style number

**Specification Information**

Style Number	Price
PAB4	\$34

# Change-of-Height Panel Connectors

SIN 711.1



\*Tip: For most fabrics, fabric application is standard in the warp horizontal direction.

▶ See *Specification Guidelines for Vertical Fabric Applications*, page 280, for details on these exceptions. Warp vertical is available as an option.

Tip: If highest panel is 80"H then connector will be in the vertical application.

Standard Includes	Required to Specify
<ul style="list-style-type: none"> <li>Panel connector: all paint price groups</li> </ul>	1 Style number 2 Paint color number for connector 3 Options, if selected (see below) ▶ See <i>Surface Materials</i> , page 267.

Options	Price	Required to Specify
<b>Surface Materials</b> <b>Fabric-covered connectors</b> <ul style="list-style-type: none"> <li>All fabric price groups</li> </ul>	+\$54	Specify fabric color number.
<b>Fabric direction on fabric-covered connectors*</b>		
<ul style="list-style-type: none"> <li>Horizontal application (standard) with exceptions</li> <li>Vertical application</li> </ul>	No cost	Specify with <i>horizontal application</i> . Specify with <i>vertical application</i> .

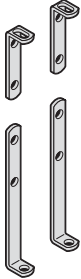
### Specification Information

Lower Panel Height	Higher Panel Height	Style Number	Base Price
33"	41"	<b>PC4133</b>	\$63
33"	53"	<b>PC5333</b>	\$63
33"	65"	<b>PC6533</b>	\$63
33"	80"	<b>PC8033</b>	\$63
41"	53"	<b>PC5341</b>	\$63
41"	65"	<b>PC6541</b>	\$63
41"	80"	<b>PC8041</b>	\$63
53"	65"	<b>PC6553</b>	\$63
53"	80"	<b>PC8053</b>	\$63
65"	80"	<b>PC8065</b>	\$63
:	:	:	:

# Panel Bracket Packages

SIN 711.1

## Panel-to-Wall Bracket Package (PAB6)

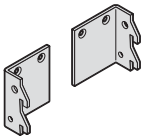


Standard Includes	Required to Specify
<ul style="list-style-type: none"> <li>Bracket package: black paint only</li> </ul>	Style number

### Specification Information

Style Number	Price
PAB6	\$22

## Panel-to-Furniture Bracket Package (PAB7)

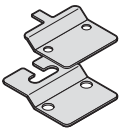


Standard Includes	Required to Specify
<ul style="list-style-type: none"> <li>Bracket package: black paint only</li> </ul>	Style number

### Specification Information

Style Number	Price
PAB7	\$22

## Anchor Brackets (OSHDP)



*Tip: Four anchor bracket packages are required for each cabinet.*

Standard Includes	Required to Specify
<ul style="list-style-type: none"> <li>Two-piece anchor bracket: black paint only</li> </ul>	Style number

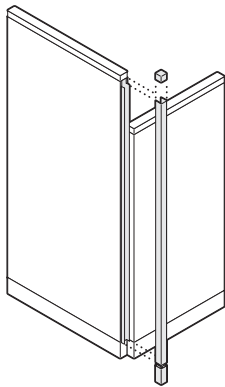
### Specification Information

Style Number	Price
98769	\$29

# Filler Packages

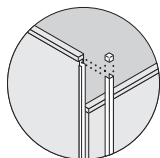
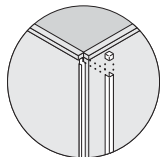
SIN 711.1

## L Filler Packages



\*Tip: For most fabrics, fabric application is standard in the warp horizontal direction.  
 ▶ See *Specification Guidelines for Vertical Fabric Applications*, page 280, for details on these exceptions. Warp vertical is available as an option.

Tip: Wood top caps on fillers are solid and have no cable routing capability.



Tip: Filler height must match the height of the tallest panel in the configuration.

Standard Includes	Required to Specify
<ul style="list-style-type: none"> <li>41"H–65"H filler uprights, fabric direction with horizontal application*: all fabric price groups</li> <li>80"H filler upright, fabric direction with vertical application: all fabric price groups</li> <li>Top cap and base cover: all paint price groups</li> <li>Top cap height: medium</li> <li>Carrier: black paint only</li> </ul>	<ol style="list-style-type: none"> <li>Style number</li> <li>Fabric color number for filler upright</li> <li>Paint color number for top cap and base cover</li> <li>Options, if selected (see below)                      ▶ See <i>Surface Materials</i>, page 267.</li> </ol>

Options	Price	Required to Specify
<b>Surface Materials</b> • Fabric direction on 65"H and shorter fillers • Vertical application	No cost	Specify with vertical application.
<b>Top cap</b> • Wood on low or medium top cap only • Customiz stain on wood top cap	+\$27 No cost	Specify with wood top cap and select wood color number. ▶ See <i>Surface Materials Reference Manual</i> .
<b>Top Cap</b> • Height • Low	No cost	Replace <b>M</b> in style number with <b>L</b> .

Specification Information		
• Filler Height	• Style Number	• Base Price

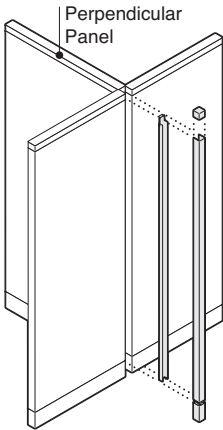
### L-Configuration Fillers

41"	<b>PJLM41</b>	\$254
53"	<b>PJLM53</b>	\$254
65"	<b>PJLM65</b>	\$254
80"	<b>PJLM80</b>	\$254

Filler Packages, continued

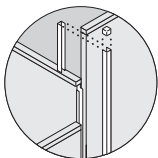
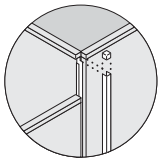
SIN 711.1

**T Filler Packages**



\*Tip: For most fabrics, fabric application is standard in the warp horizontal direction.  
 ▶ See Specification Guidelines for Vertical Fabric Applications, page 280, for details on these exceptions. Warp vertical is available as an option.

Tip: Wood top caps on fillers are solid and have no cable routing capability.



Tip: Carrier must always attach to center panel in T-configuration.

Tip: If highest panel is 80"H, then filler will be in the warp vertical application.

Standard Includes	Required to Specify
<ul style="list-style-type: none"> <li>• Filler upright, fabric direction with horizontal application*: all fabric price groups</li> <li>• Top cap and base cover: all paint price groups</li> <li>• Top cap height: medium</li> <li>• Carrier: black paint only</li> </ul>	<ol style="list-style-type: none"> <li>1 Style number</li> <li>2 Fabric color number for filler upright</li> <li>3 Paint color number for top cap and base cover</li> <li>4 Options, if selected (see below)</li> </ol> <p>▶ See <i>Surface Materials</i>, page 267.</p>

Options	Price	Required to Specify
<b>Surface Materials</b> <b>Fabric direction</b> <ul style="list-style-type: none"> <li>• Vertical application</li> </ul>	No cost	Specify with vertical application.
<b>Top cap</b> <ul style="list-style-type: none"> <li>• Wood on low or medium top cap only</li> <li>• Customiz stain on wood top cap</li> </ul>	+\$27 No cost	Specify with wood top cap and select wood color number. ▶ See <i>Surface Materials Reference Manual</i> .
<b>Top Cap</b> <ul style="list-style-type: none"> <li>• Height</li> <li>• Low</li> </ul>	No cost	Replace <b>M</b> in style number with <b>L</b> .

Specification Information			
Perpendicular Panel Height	Highest Panel Height	Style Number	Base Price
•	•	•	•

**T-Configuration Fillers**

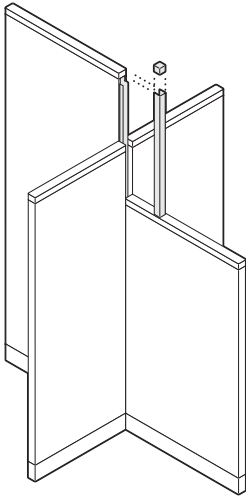
N.A.	41"	<b>PJTM41</b>	\$254
N.A.	53"	<b>PJTM53</b>	\$254
N.A.	65"	<b>PJTM65</b>	\$254
N.A.	80"	<b>PJTM80</b>	\$254
:	:	:	:

**T-Configuration Fillers with Back Filler**

41"	53"	<b>PJTM4153</b>	\$271
41"	65"	<b>PJTM4165</b>	\$271
41"	80"	<b>PJTM4180</b>	\$271
53"	65"	<b>PJTM5365</b>	\$271
53"	80"	<b>PJTM5380</b>	\$271
65"	80"	<b>PJTM6580</b>	\$271
:	:	:	:

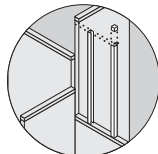
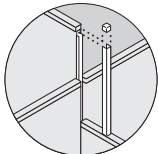
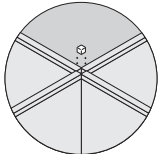


## X Filler Packages



\*Tip: For most fabrics, fabric application is standard in the warp horizontal direction.  
 ▶ See Specification Guidelines for Vertical Fabric Applications, page 280, for details on these exceptions. Warp vertical is available as an option.

Tip: Wood top caps on fillers are solid and have no cable routing capability.



Tip: Back filler must attach to panel opposite the shortest panel in the X-configuration.

Tip: If highest panel is 80"H, then filler will be in the warp vertical application.

Standard Includes	Required to Specify
<ul style="list-style-type: none"> <li>• Filler upright, fabric direction with horizontal application*: all fabric price groups</li> <li>• Top cap: all paint price groups</li> <li>• Carrier: black paint only</li> </ul>	<ol style="list-style-type: none"> <li>1 Style number</li> <li>2 Fabric color number for filler upright</li> <li>3 Paint color number for top cap</li> <li>4 Options, if selected (see below)</li> </ol> <p>▶ See <i>Surface Materials</i>, page 267.</p>

Options	Price	Required to Specify
<b>Surface Materials</b> <b>Fabric direction</b> <ul style="list-style-type: none"> <li>• Vertical application</li> </ul>	No cost	Specify with vertical application.
<b>Top cap</b> <ul style="list-style-type: none"> <li>• Wood on low or medium top cap only</li> <li>• Customiz stain on wood top cap</li> </ul>	+\$27 No cost	Specify with wood top cap and select wood color number. ▶ See <i>Surface Materials Reference Manual</i> .
<b>Top Cap</b> <ul style="list-style-type: none"> <li>• Height</li> </ul>	No cost	Replace <b>M</b> in style number with <b>L</b> .

Specification Information			
Lowest Panel Height	Highest Panel Height	Style Number	Base Price

### X-Configuration Top Cap Only

All	N.A.	<b>PJXM</b>	\$ 43
-----	------	-------------	-------

### X-Configuration Fillers

41"	53"	<b>PJAXM4153</b>	\$200
41"	65"	<b>PJAXM4165</b>	\$200
41"	80"	<b>PJAXM4180</b>	\$200
53"	65"	<b>PJAXM5365</b>	\$200
53"	80"	<b>PJAXM5380</b>	\$200
65"	80"	<b>PJAXM6580</b>	\$200

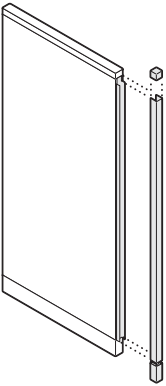
### X-Configuration Fillers with Back Filler

41"	53"	<b>PJBXM4153</b>	\$200
41"	65"	<b>PJBXM4165</b>	\$200
41"	80"	<b>PJBXM4180</b>	\$200
53"	65"	<b>PJBXM5365</b>	\$200
53"	80"	<b>PJBXM5380</b>	\$200
65"	80"	<b>PJBXM6580</b>	\$200

Filler Packages, continued

SIN 711.1

**End-of-Run Filler**



\*Tip: For most fabrics, fabric application is standard in the warp horizontal direction. ▶ See *Specification Guidelines for Vertical Fabric Applications*, page 280, for details on these exceptions. Warp vertical is available as an option.

Standard Includes	Required to Specify
<ul style="list-style-type: none"> <li>• 41"H–65"H end-of-run fillers, fabric direction with horizontal application*: all fabric price groups</li> <li>• 80"H end-of-run filler, fabric direction with vertical application: all fabric price groups</li> <li>• Top cap and base cover: all paint price groups</li> </ul>	<ol style="list-style-type: none"> <li>1 Style number</li> <li>2 Fabric color number for end-of-run filler</li> <li>3 Paint color number for top cap and base cover</li> <li>4 Options, if selected (see below)</li> </ol> <p>▶ See <i>Surface Materials</i>, page 267.</p>

Surface Materials	Options	Price	Required to Specify
	<p><b>Fabric direction on 65"H and shorter fillers</b></p> <ul style="list-style-type: none"> <li>• Vertical application</li> </ul>	No cost	Specify <i>with vertical application</i> .
	<p><b>Top cap, end trim, and base covers</b></p> <ul style="list-style-type: none"> <li>• Wood</li> <li>• Customiz stain on wood top cap</li> </ul>	+\$27 No cost	Specify <i>with wood top cap</i> and select wood color number. ▶ See <i>Surface Materials Reference Manual</i> .

Specification Information		
• Height	• Style Number	• Base Price

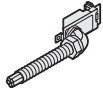
**For Use with Medium Top Caps**

41"	<b>ERFM41</b>	\$267
53"	<b>ERFM53</b>	\$267
65"	<b>ERFM65</b>	\$267
80"	<b>ERFM80</b>	\$267
:	:	:

# Panel Wiring and Cabling

SIN 711.1

## Base Power-Ins



*Tip: Three circuit with separate neutral, and all four circuit base power-ins, can only fit in larger-size receptacle openings.*

Standard Includes	Required to Specify
<ul style="list-style-type: none"> <li>• Right-angle base power-in assembly</li> <li>• 6' long, 1/2" diameter conduit: black plastic only</li> <li>• 3-circuit with shared neutral or 4-circuit 3+D</li> </ul>	<ul style="list-style-type: none"> <li>1 Style number</li> <li>2 Paint color number is required for base power-in for use in New York City</li> <li>3 Options, if selected (see below)</li> <li>▶ See <i>Surface Materials</i>, page 267.</li> </ul>

Options	Price	Required to Specify
<b>Wiring Schematics</b> <b>Three-circuit</b> <ul style="list-style-type: none"> <li>• Separate neutral (available for larger-size openings only)</li> </ul>	+\$34	Specify with <i>separate neutral</i> .
<b>Four-circuit</b> <ul style="list-style-type: none"> <li>• 3I+1 wiring schematic</li> <li>• 2+2 wiring schematic</li> </ul>	+\$41 +\$41	Specify with <i>3I+1 wiring</i> . Specify with <i>2+2 wiring</i> .

### Specification Information

Fits	Style Number	Base Price

### 3-Circuit

Standard- or larger-size openings	<b>98669</b>	\$241
<b>For Use in New York City</b>		
Standard- or larger-size openings	<b>986691</b>	\$241

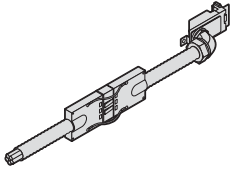
### 4-Circuit (3+D)

Larger-size openings only	<b>986694</b>	\$262
<b>For Use in New York City</b>		
Larger-size openings only	<b>987801</b>	\$262

Panel Wiring and Cabling, continued

SIN 711.1

**Breakaway Base Power-Ins (OSHPD)**



Tip: Three-circuit with separate neutral, and all four-circuit base power-ins, can only fit in larger-size receptacle openings.

Standard Includes	Required to Specify
<ul style="list-style-type: none"> <li>• Breakaway base power-in assembly</li> <li>• 6' long, 1/2" diameter conduit: black plastic only</li> <li>• 3-circuit with shared neutral or 4-circuit 3+D</li> </ul>	1 Style number 2 Options, if selected (see below)

Options	Price	Required to Specify
<b>Wiring Schematics</b> <b>Three-circuit</b> <ul style="list-style-type: none"> <li>• Separate neutral (available for larger-size openings only)</li> </ul>	+\$34	Specify with separate neutral.
<b>Four-circuit</b> <ul style="list-style-type: none"> <li>• 3I+1 wiring schematic</li> <li>• 2+2 wiring schematic</li> </ul>	+\$41 +\$41	Specify with 3I+1 wiring. Specify with 2+2 wiring.

**Specification Information**

Fits	Style Number	Base Price

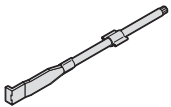
**3-Circuit**

Standard- or larger-size openings	<b>98669C</b>	\$292

**4-Circuit (3+D)**

Larger-size openings only	<b>986694C</b>	\$317

**End Power-Ins**



Standard Includes	Required to Specify
<ul style="list-style-type: none"> <li>• End power-in assembly</li> <li>• 6' long, 1/2" diameter conduit: black plastic only</li> <li>• 3-circuit with shared neutral or 4 circuit 3+D</li> </ul>	1 Style number 2 Options, if selected (see below)

Options	Price	Required to Specify
<b>Wiring Schematics</b> <b>Three-circuit</b> <ul style="list-style-type: none"> <li>• Separate neutral</li> </ul>	+\$25	Specify with separate neutral.
<b>Four-circuit</b> <ul style="list-style-type: none"> <li>• 3I+1 wiring schematic</li> <li>• 2+2 wiring schematic</li> </ul>	+\$25 +\$25	Specify with 3I+1 wiring. Specify with 2+2 wiring.

**Specification Information**

Style Number	Base Price

**3-Circuit**

<b>MPSC372B</b>	\$131
-----------------	-------

**4-Circuit (3+D)**

<b>MPSC472B</b>	\$146

## 2" x 2" Power Poles



\*Tip: For most fabrics, fabric application is standard in the warp horizontal direction.  
 ▶ See *Specification Guidelines for Vertical Fabric Applications*, page 280, for details on these exceptions. Warp vertical is available as an option.

Standard Includes	Required to Specify
<ul style="list-style-type: none"> <li>• Upper part of pole: all paint price groups</li> <li>• 41"H–65"H lower part of pole, fabric direction with horizontal application*: all fabric price groups</li> <li>• 80"H lower part of pole, fabric direction with vertical application: all fabric price groups</li> <li>• Base: all paint price groups</li> <li>• Ceiling trim plate: white paint only</li> <li>• Harness with 3-circuit with shared neutral or 4-circuit 3+D</li> <li>• Junction box</li> <li>• Mounting brackets</li> </ul>	<ul style="list-style-type: none"> <li>1 Style number</li> <li>2 Paint color number for pole</li> <li>3 Options, if selected (see below)</li> <li>▶ See <i>Surface Materials</i>, page 267.</li> </ul>

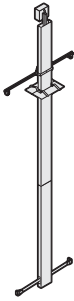
Options	Price	Required to Specify
<b>Surface Materials</b> <ul style="list-style-type: none"> <li>• Fabric direction on lower part of 65"H and shorter poles</li> <li>• Vertical application</li> </ul>	No cost	Specify with vertical application.
<b>Wiring Schematics</b> <ul style="list-style-type: none"> <li>• <b>Three-circuit</b></li> <li>• Separate neutrals</li> </ul>	+\$12	Specify with separate neutrals.
<ul style="list-style-type: none"> <li>• <b>Four-circuit</b></li> <li>• 3I+1 wiring schematic</li> <li>• 2+2 wiring schematic</li> </ul>	+\$12 +\$12	Specify with 3I+1 wiring. Specify with 2+2 wiring.

Specification Information				
Panel Height	Style Number	Base Price	Style Number	Base Price
<b>2" x 2"</b>				
			<b>3-Circuit</b>	<b>4-Circuit (3+D)</b>
41"	<b>PP341A</b>	\$525	<b>PP441A</b>	\$581
53"	<b>PP353A</b>	\$525	<b>PP453A</b>	\$581
65"	<b>PP365A</b>	\$525	<b>PP465A</b>	\$581
80"	<b>PP380A</b>	\$525	<b>PP480A</b>	\$581
⋮	⋮	⋮	⋮	⋮

Panel Wiring and Cabling, continued

SIN 711.1

**2" x 6" Power and Cable Poles**



\*Tip: For most fabrics, fabric application is standard in the warp horizontal direction.  
 ▶ See Specification Guidelines for Vertical Fabric Applications, page 280, for details on these exceptions. Warp vertical is available as an option.

Standard Includes	Required to Specify
<ul style="list-style-type: none"> <li>• Upper part of pole: all paint price groups</li> <li>• 41"H–65"H lower part of pole, fabric direction with horizontal application*: all fabric price groups</li> <li>• 80"H lower part of pole, fabric direction with vertical application: all fabric price groups</li> <li>• Base: all paint price groups</li> <li>• Ceiling trim plate: white paint only</li> <li>• Harness with 3-circuit with shared neutral or 4-circuit 3+D</li> <li>• Junction box</li> <li>• Mounting brackets</li> </ul>	<ul style="list-style-type: none"> <li>1 Style number</li> <li>2 Paint color number for pole</li> <li>3 Options, if selected (see below)</li> <li>▶ See <i>Surface Materials</i>, page 267.</li> </ul>

Options	Price	Required to Specify
<b>Surface Materials</b> • Fabric direction on lower part of 65"H and shorter poles • Vertical application	No cost	Specify with vertical application.
<b>Wiring Schematics</b> <b>Three-circuit</b> • Separate neutrals	+\$12	Specify with separate neutrals.
<b>Four-circuit</b> • 3I+1 wiring schematic • 2+2 wiring schematic	+\$12 +\$12	Specify with 3I+1 wiring. Specify with 2+2 wiring.

Specification Information				
Panel Height	Style Number	Base Price	Style Number	Base Price
	<b>3-Circuit</b>		<b>4-Circuit (3+D)</b>	
41"	<b>PP6416S</b>	\$1002	<b>PP8416S</b>	\$1043
53"	<b>PP6536S</b>	\$1002	<b>PP8536S</b>	\$1043
65"	<b>PP6656S</b>	\$1002	<b>PP8656S</b>	\$1043
80"	<b>PP6806S</b>	\$1002	<b>PP8806S</b>	\$1043

## 2" x 2" Cable Poles



\*Tip: For most fabrics, fabric application is standard in the warp horizontal direction.  
 ▶ See *Specification Guidelines for Vertical Fabric Applications*, page 272, for details on these exceptions. Warp vertical is available as an option.

Standard Includes	Required to Specify
<ul style="list-style-type: none"> <li>• Upper part of pole: all paint price groups</li> <li>• 41"H–65"H lower part of pole, fabric direction with horizontal application*: all fabric price groups</li> <li>• 80"H lower part of pole, fabric direction with vertical application*: all fabric price groups</li> <li>• Base: all paint price groups</li> <li>• Ceiling trim plate: white paint only</li> <li>• Mounting brackets</li> </ul>	<ol style="list-style-type: none"> <li>1 Style number</li> <li>2 Paint color number for upper part of pole and base</li> <li>3 Fabric color number for lower part of pole</li> <li>4 Options, if selected (see below)</li> </ol> <p>▶ See <i>Surface Materials</i>, page 267.</p>

Options	Price	Required to Specify
<b>Surface Materials</b> <ul style="list-style-type: none"> <li>• Vertical application</li> </ul>	No cost	Specify with vertical application.

Specification Information		
Panel Height	Style Number	Price
41"	<b>MCP41A</b>	\$484
53"	<b>MCP53A</b>	\$484
65"	<b>MCP65A</b>	\$484
80"	<b>MCP80A</b>	\$484
:	:	:

Panel Wiring and Cabling, continued

SIN 711.1

**Powerways (field-installed)**



Tip: For factory-installed powerways, refer to the panel pages.

▶ Pages 126–128

Tip: 24" is double flag.

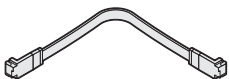
Standard Includes	Required to Specify
<ul style="list-style-type: none"> <li>Powerway with 3-circuit with shared neutral or 4-circuit 3+D</li> </ul>	1 Style number 2 Options, if selected (see below)

	Options	Price	Required to Specify
<b>Wiring Schematics</b>	<b>Three-circuit</b>		
	<ul style="list-style-type: none"> <li>Separate neutral</li> </ul>	+\$34	Specify with separate neutral.
	<b>Four-circuit</b>		
	<ul style="list-style-type: none"> <li>3I+1 wiring schematic</li> <li>2+2 wiring schematic</li> </ul>	+\$41 +\$41	Specify with 3I+1 wiring. Specify with 2+2 wiring.

**Specification Information**

Panel Width	Style Number	Base Price	Style Number	Base Price
<b>3-Circuit</b>			<b>4-Circuit (3+D)</b>	
24"	<b>FPW324</b>	\$185	<b>FPW424</b>	\$219
30"	<b>FPW330</b>	\$185	<b>FPW430</b>	\$219
36"	<b>FPW336</b>	\$185	<b>FPW436</b>	\$219
42"	<b>FPW342</b>	\$185	<b>FPW442</b>	\$219
48"	<b>FPW348</b>	\$185	<b>FPW448</b>	\$219
60"	<b>FPW360</b>	\$185	<b>FPW460</b>	\$219
<b>Pass-Through Powerways</b>				
18"	<b>FPW318</b>	\$185	<b>FPW418</b>	\$219

**Panel-to-Panel Connector**



Standard Includes	Required to Specify
<ul style="list-style-type: none"> <li>Package of six panel-to-panel connectors</li> </ul>	1 Style number 2 Options, if selected (see below)

	Options	Price	Required to Specify
<b>Wiring Schematics</b>	<b>Three-circuit</b>		
	<ul style="list-style-type: none"> <li>Separate neutrals</li> </ul>	+\$130	Specify with separate neutrals.
	<b>Four-circuit</b>		
	<ul style="list-style-type: none"> <li>2+2 wiring schematic</li> <li>3I+1 wiring schematic</li> </ul>	+\$ 96 +\$ 96	Specify with 2+2 wiring. Specify with 3I+1 wiring.

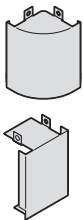
**Specification Information**

Style Number	Base Price	Style Number	Base Price
<b>3-Circuit</b>		<b>4-Circuit</b>	
<b>MPTP3</b>	\$393	<b>MPTP4</b>	\$501



## Corner Wire Covers

Tip: Corner wire covers are required by UL to cover flexible power harnesses in L- and T-configuration.



Standard Includes	Required to Specify
<ul style="list-style-type: none"> <li>• Corner wire cover: all paint price groups</li> </ul>	<ul style="list-style-type: none"> <li>1 Style number</li> <li>2 Paint color number for wire cover</li> <li>▶ See <i>Surface Materials</i>, page 267.</li> </ul>

### Specification Information

Style Number	Price
<b>For 90° Panel Angle</b>	
PBCC90	\$34
<b>For 180° Panel Angle (T-Configuration)</b>	
PBCC180	\$34

## Cable Grommets for Base Cover



Tip: For use in standard-size receptacle opening in power base cover.

Standard Includes	Required to Specify
<ul style="list-style-type: none"> <li>• Carton of five cable grommets: plastic</li> </ul>	<ul style="list-style-type: none"> <li>1 Style number</li> <li>2 Plastic color number for cable grommet</li> <li>▶ See <i>Surface Materials</i>, page 267.</li> </ul>

### Specification Information

Style Number	Price
98863	\$23

## Panel-Base End Filler



Standard Includes	Required to Specify
<ul style="list-style-type: none"> <li>• Carton of six end fillers: paint</li> </ul>	<ul style="list-style-type: none"> <li>1 Style number</li> <li>2 Paint color number for end filler</li> <li>▶ See <i>Surface Materials</i>, page 267.</li> </ul>

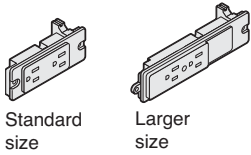
### Specification Information

Style Number	Price
PBEF	\$34

Avenir

SIN 711.1

Duplex Receptacles



Tip: You can order additional filler plates from Service Parts. For transparent panels, order 9000118SR; for all other straight panels, order 9001398SR.


Tip: You must specify receptacle to match wiring schematic used in other components.

Standard Includes	Required to Specify
<ul style="list-style-type: none"> <li>Package of six powerway receptacles: plastic</li> </ul>	<ul style="list-style-type: none"> <li>1 Style number</li> <li>2 Plastic color number for receptacles</li> <li>▶ See <i>Surface Materials</i>, page 267.</li> </ul>

Specification Information

Description	Size	Style Number	Price	Style Number	Price
<b>15-amp Receptacles</b>					
<b>3-Circuit with Shared Neutral</b>					
Line 1	Standard size	<b>986831DA15S</b>	\$197	<b>986831DA20S</b>	\$296
Line 2	Standard size	<b>986832DA15S</b>	\$197	<b>986832DA20S</b>	\$296
Line 3	Standard size	<b>986833DA15S</b>	\$197	<b>986833DA20S</b>	\$296
<b>3-Circuit with Separate Neutral</b>					
Line A	Standard size	<b>98683ADD15S</b>	\$296	<b>98683ADD20S</b>	\$448
Line B	Standard size	<b>98683BDD15S</b>	\$296	<b>98683BDD20S</b>	\$448
Line C	Larger size	<b>98683CDD15S</b>	\$383	<b>98683CDD20S</b>	\$578
<b>4-Circuit 3+D</b>					
Line 1	Standard size	<b>986831DA15S</b>	\$197	<b>986831DA20S</b>	\$296
Line 2	Standard size	<b>986832DA15S</b>	\$197	<b>986832DA20S</b>	\$296
Line 3	Standard size	<b>986833DA15S</b>	\$197	<b>986833DA20S</b>	\$296
Line 4	Larger size	<b>986834DA15S</b>	\$257	<b>986834DA20S</b>	\$383
<b>4-Circuit with 3I+1 Wiring</b>					
Line 1	Standard size	<b>986831DC15S</b>	\$296	<b>986831DC20S</b>	\$448
Line 2	Standard size	<b>986832DC15S</b>	\$296	<b>986832DC20S</b>	\$448
Line 3	Standard size	<b>986833DC15S</b>	\$296	<b>986833DC20S</b>	\$448
Line 4	Larger size	<b>986834DC15S</b>	\$383	<b>986834DC20S</b>	\$578
<b>4-Circuit with 2+2 Wiring</b>					
Line 1	Standard size	<b>986831DB15S</b>	\$220	<b>986831DB20S</b>	\$333
Line 2	Standard size	<b>986832DB15S</b>	\$220	<b>986832DB20S</b>	\$333
Line 3	Larger size	<b>986833DB15S</b>	\$296	<b>986833DB20S</b>	\$448
Line 4	Larger size	<b>986834DB15S</b>	\$296	<b>986834DB20S</b>	\$448

## Panel-Supported Receptacle



Standard Includes	Required to Specify
<ul style="list-style-type: none"> <li>Three receptacles, each with 9' cord and three-prong plug: black plastic only</li> </ul>	Style number

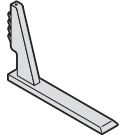
Specification Information		
• Fits	• Style Number	• Price
Duplex-size opening	<b>PMDR</b>	\$198
·	·	·



# Panel Accessories

SIN 711.1

## Panel Stabilizer Foot



Standard Includes	Required to Specify
<ul style="list-style-type: none"> <li>Panel foot: all paint price groups</li> </ul>	<ul style="list-style-type: none"> <li>1 Style number</li> <li>2 Paint color number for panel foot</li> <li>▶ See <i>Surface Materials</i>, page 267.</li> </ul>

### Specification Information

Style Number	Price
PFF16	\$149

## Gripper Glide Caps




Standard Includes	Required to Specify
<ul style="list-style-type: none"> <li>Carton of 12 gripper glide caps: soft black plastic only</li> </ul>	<ul style="list-style-type: none"> <li>Style number</li> </ul>

### Specification Information

Style Number	Price
CGGC12	\$ 47

## Panel Coat Hooks



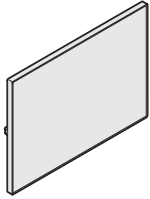
*Tip: For use with painted top caps only.*

Standard Includes	Required to Specify
<ul style="list-style-type: none"> <li>Two coat hooks: all paint price groups</li> </ul>	<ul style="list-style-type: none"> <li>1 Style number</li> <li>2 Paint color number for coat hook</li> <li>▶ See <i>Surface Materials</i>, page 267.</li> </ul>

### Specification Information

Style Number	Price
PCH	\$ 36

**Markerboards**

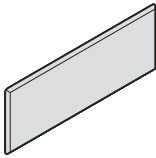


Standard Includes	Required to Specify
<ul style="list-style-type: none"> <li>• Markerboard surface: white laminate only</li> <li>• Frame: black only</li> </ul>	1 Style number 2 Options, if selected (see below)

Options	Price	Required to Specify
<b>Surface Materials</b> <b>Markerboard tray</b> <ul style="list-style-type: none"> <li>• Black only</li> </ul>	+\$55	Specify with markerboard tray.

Specification Information			
• Dimensions	• Style	• Base	
W    H	Number	Price	
30"    33"	<b>PMB3330</b>	\$521	
36"    33"	<b>PMB3336</b>	\$550	

**Tackboards**



Standard Includes	Required to Specify
<ul style="list-style-type: none"> <li>• Tackboard, fabric direction with horizontal application: fabric price group 1</li> <li>• Hardware: black paint only</li> </ul>	1 Style number 2 Fabric color number for tackboard 3 Options, if selected (see below) ▶ See <i>Surface Materials</i> , page 267.

Options	Price	Required to Specify
<b>Surface Materials</b> <b>Tackboard</b> <ul style="list-style-type: none"> <li>• Fabric price group 1</li> <li>• Fabric price group 2</li> <li>• Fabric price group 3</li> <li>• Fabric price group 4</li> <li>• Fabric price group 5</li> <li>• Fabric price group COM</li> </ul>	No cost +\$ 12 +\$ 49 +\$ 67 +\$107 +\$ 16	Specify fabric color number. Specify fabric color number. Specify fabric color number. Specify fabric color number. Specify fabric color number. ▶ See <i>Surface Materials Reference Manual</i> to specify.

Fabric direction on 30"W-60"W tackboards	Price	Required to Specify
<ul style="list-style-type: none"> <li>• Vertical application</li> </ul>	No cost	Specify with vertical application.

Specification Information			
• Dimensions	• Style	• Base	
W    H	Number	Price	
30"    17 <sup>3</sup> / <sub>4</sub> "	<b>TB3018</b>	\$153	
36"    17 <sup>3</sup> / <sub>4</sub> "	<b>TB3618</b>	\$162	
42"    17 <sup>3</sup> / <sub>4</sub> "	<b>TB4218</b>	\$186	
48"    17 <sup>3</sup> / <sub>4</sub> "	<b>TB4818</b>	\$203	
60"    17 <sup>3</sup> / <sub>4</sub> "	<b>TB6018</b>	\$262	
72"    17 <sup>3</sup> / <sub>4</sub> "	<b>TB7218</b>	\$322	



---

# Specifying Worksurfaces and Related Products

► For more detailed product information, see the *Avenir Specification Guide* or consult your Steelcase dealer.

---

## Worksurfaces

Avenir Universal Systems Worksurfaces (SIN 711.1)	<b>169</b>
Avenir Worksurfaces (SIN 711.1)	<b>189</b>





---

# Specifying Avenir Universal Systems Worksurfaces

## **Worksurfaces**

Straight Worksurfaces (SIN 711.1)	<b>170</b>
Transition Worksurfaces (SIN 711.1)	<b>172</b>
Corner, Curved-Front Worksurfaces (SIN 711.1)	<b>174</b>
Extended Corner, Curved-Front Worksurfaces (SIN 711.1)	<b>176</b>
Spanner Worksurfaces (SIN 711.1)	<b>178</b>
Bullet Peninsula Worksurfaces (SIN 711.1)	<b>179</b>
Jetty Worksurfaces (SIN 711.1)	<b>180</b>
Visitor Worksurfaces (SIN 711.1)	<b>182</b>
Transaction Worksurfaces (SIN 711.1)	<b>184</b>

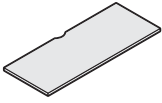
<b>Panel-Mounted Universal Systems Worksurface Supports</b> (SIN 711.1)	<b>185</b>
---	------------

<b>Legs and Supports for Avenir Universal Systems Worksurfaces</b> (SIN 711.1)	<b>187</b>
--	------------

# Straight Worksurfaces

Laminate

SIN 711.1



*Tip: Supports for freestanding and panel-mounted applications must be specified separately.*

*Tip: Long work surface spans must be supported with cantilevers, pedestals, legs, or other supports at least every 54". Reinforcing channel (TS7WKSPT) allows the distance between supports to be increased to 60" for worksurfaces that will be heavily loaded, or up to 72" for worksurfaces with lighter expected loads. Reinforcing channel must be specified separately.*

▶ See Montage Solutions Specification Guide.

*Tip: Not all Avenir Universal Systems Worksurface installations can be panel wrapped.*

▶ See Avenir Specification Guide for application details.

Standard Includes	Required to Specify
<ul style="list-style-type: none"> <li>• Worksurface: laminate</li> <li>• 3 mm edge profile on front edge: plastic</li> <li>• Plastic default flat profile on side and back edges</li> <li>• Cable scallop on back edge</li> </ul>	<ol style="list-style-type: none"> <li>1 Style number</li> <li>2 Laminate color number for worksurface</li> <li>3 Plastic color number for front edge on laminate worksurface</li> <li>4 Options, if selected (see below)</li> </ol> <p>▶ See <i>Surface Materials</i>, page 267.</p>

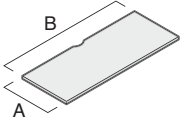
	Options	Price	Required to Specify
<b>Surface Materials</b>	<ul style="list-style-type: none"> <li>• Open Line laminate</li> </ul>	+\$64 plus cost of laminate	▶ See <i>Surface Materials Reference Manual</i>
<b>Scallops</b>	<ul style="list-style-type: none"> <li>• Omit scallop</li> </ul>	No cost	Specify <i>omit scallop</i> .
<b>Related Products</b>	<ul style="list-style-type: none"> <li>• Panel-mounted Universal Systems worksurface supports</li> <li>• Reinforcing channel</li> <li>• Legs and supports for Avenir Universal Systems Worksurfaces</li> <li>• Worksurface screens</li> <li>• Worksurface power and communication components</li> </ul>		<p>▶ Page 185</p> <p>▶ See <i>Montage Solutions Specification Guide</i>.</p> <p>▶ Page 187</p> <p>▶ See <i>Montage Solutions Specification Guide</i>.</p> <p>▶ See <i>Montage Solutions Specification Guide</i>.</p>

**Specification Information**

**Base Price**



Dimensions A	Dimensions B	Style Number	Plastic 3 mm Edge	Base Price
18 <sup>3</sup> / <sub>8</sub> "	30 <sup>1</sup> / <sub>8</sub> "	<b>MUS1830</b>		\$160
18 <sup>3</sup> / <sub>8</sub> "	36 <sup>1</sup> / <sub>8</sub> "	<b>MUS1836</b>		\$171
18 <sup>3</sup> / <sub>8</sub> "	42 <sup>1</sup> / <sub>8</sub> "	<b>MUS1842</b>		\$186
18 <sup>3</sup> / <sub>8</sub> "	48 <sup>1</sup> / <sub>8</sub> "	<b>MUS1848</b>		\$223
18 <sup>3</sup> / <sub>8</sub> "	54 <sup>11</sup> / <sub>32</sub> "	<b>MUS1854</b>		\$238
18 <sup>3</sup> / <sub>8</sub> "	60 <sup>11</sup> / <sub>32</sub> "	<b>MUS1860</b>		\$257
23 <sup>1</sup> / <sub>2</sub> "	24 <sup>1</sup> / <sub>8</sub> "	<b>MUS2424</b>		\$164
23 <sup>1</sup> / <sub>2</sub> "	30 <sup>1</sup> / <sub>8</sub> "	<b>MUS2430</b>		\$176
23 <sup>1</sup> / <sub>2</sub> "	36 <sup>1</sup> / <sub>8</sub> "	<b>MUS2436</b>		\$186
23 <sup>1</sup> / <sub>2</sub> "	42 <sup>1</sup> / <sub>8</sub> "	<b>MUS2442</b>		\$201
23 <sup>1</sup> / <sub>2</sub> "	48 <sup>1</sup> / <sub>8</sub> "	<b>MUS2448</b>		\$237
23 <sup>1</sup> / <sub>2</sub> "	54 <sup>11</sup> / <sub>32</sub> "	<b>MUS2454</b>		\$254
23 <sup>1</sup> / <sub>2</sub> "	60 <sup>11</sup> / <sub>32</sub> "	<b>MUS2460</b>		\$270
23 <sup>1</sup> / <sub>2</sub> "	66 <sup>11</sup> / <sub>32</sub> "	<b>MUS2466</b>		\$303
23 <sup>1</sup> / <sub>2</sub> "	72 <sup>11</sup> / <sub>32</sub> "	<b>MUS2472</b>		\$340
29 <sup>1</sup> / <sub>2</sub> "	24 <sup>1</sup> / <sub>8</sub> "	<b>MUS3024</b>		\$232
29 <sup>1</sup> / <sub>2</sub> "	30 <sup>1</sup> / <sub>8</sub> "	<b>MUS3030</b>		\$240
29 <sup>1</sup> / <sub>2</sub> "	36 <sup>1</sup> / <sub>8</sub> "	<b>MUS3036</b>		\$257
29 <sup>1</sup> / <sub>2</sub> "	42 <sup>1</sup> / <sub>8</sub> "	<b>MUS3042</b>		\$270
29 <sup>1</sup> / <sub>2</sub> "	48 <sup>1</sup> / <sub>8</sub> "	<b>MUS3048</b>		\$308
29 <sup>1</sup> / <sub>2</sub> "	54 <sup>11</sup> / <sub>32</sub> "	<b>MUS3054</b>		\$328
29 <sup>1</sup> / <sub>2</sub> "	60 <sup>11</sup> / <sub>32</sub> "	<b>MUS3060</b>		\$348
29 <sup>1</sup> / <sub>2</sub> "	66 <sup>11</sup> / <sub>32</sub> "	<b>MUS3066</b>		\$381
29 <sup>1</sup> / <sub>2</sub> "	72 <sup>11</sup> / <sub>32</sub> "	<b>MUS3072</b>		\$416
:	:	:	:	:



# Transition Worksurfaces

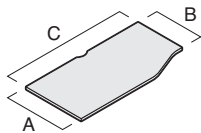
Laminate

SIN 711.1

*Tip: Supports for freestanding and panel-mounted applications must be specified separately.*

*Tip: Long worksurface spans must be supported with cantilevers, pedestals, legs, or other supports at least every 54". Reinforcing channel (TS7WKSPT) allows the distance between supports to be increased to 60" for worksurfaces that will be heavily loaded, or up to 72" for worksurfaces with lighter expected loads. Reinforcing channel must be specified separately.*  
 ▶ See Montage Solutions Specification Guide.

*Tip: Not all Avenir Universal Systems Worksurface installations can be panel wrapped.*  
 ▶ See Avenir Specification Guide for application details.



Standard Includes	Required to Specify
-------------------	---------------------

Standard Includes	Required to Specify
<ul style="list-style-type: none"> <li>• Worksurface: laminate</li> <li>• 3 mm edge profile on front edge: plastic</li> <li>• Plastic default flat profile on side and back edges</li> <li>• Cable scallop on back edge</li> </ul>	<ol style="list-style-type: none"> <li>1 Style number</li> <li>2 Laminate color number for worksurface</li> <li>3 Plastic color number for front edge on laminate worksurface</li> <li>4 Options, if selected (see below)</li> </ol> ▶ See <i>Surface Materials</i> , page 267.

Options	Price	Required to Specify
---------	-------	---------------------

Surface Materials	<ul style="list-style-type: none"> <li>• Open Line laminate</li> </ul>	+\$64 plus cost of laminate ▶ See <i>Surface Materials Reference Manual</i> .
Scallops	<ul style="list-style-type: none"> <li>• Omit scallop</li> </ul>	No cost Specify <i>omit scallop</i> .
Related Products	<ul style="list-style-type: none"> <li>• Panel-mounted Universal Systems worksurface supports</li> <li>• Legs and supports for Avenir Universal Systems Worksurfaces</li> <li>• Worksurface screens</li> <li>• Worksurface power and communication components</li> </ul>	▶ Page 185 ▶ Page 187 ▶ See <i>Montage Solutions Specification Guide</i> . ▶ See <i>Montage Solutions Specification Guide</i> .

## Specification Information

Dimensions			Style Number	Base Price
A	B	C		
23 <sup>1</sup> / <sub>2</sub> "	18 <sup>3</sup> / <sub>8</sub> "	36 <sup>1</sup> / <sub>8</sub> "	MUT2136L	\$308
23 <sup>1</sup> / <sub>2</sub> "	18 <sup>3</sup> / <sub>8</sub> "	42 <sup>1</sup> / <sub>8</sub> "	MUT2142L	\$324
23 <sup>1</sup> / <sub>2</sub> "	18 <sup>3</sup> / <sub>8</sub> "	48 <sup>1</sup> / <sub>8</sub> "	MUT2148L	\$378
23 <sup>1</sup> / <sub>2</sub> "	18 <sup>3</sup> / <sub>8</sub> "	54 <sup>11</sup> / <sub>32</sub> "	MUT2154L	\$406
23 <sup>1</sup> / <sub>2</sub> "	18 <sup>3</sup> / <sub>8</sub> "	60 <sup>11</sup> / <sub>32</sub> "	MUT2160L	\$432
29 <sup>1</sup> / <sub>2</sub> "	23 <sup>1</sup> / <sub>2</sub> "	36 <sup>1</sup> / <sub>8</sub> "	MUT3236L	\$362
29 <sup>1</sup> / <sub>2</sub> "	23 <sup>1</sup> / <sub>2</sub> "	42 <sup>1</sup> / <sub>8</sub> "	MUT3242L	\$382
29 <sup>1</sup> / <sub>2</sub> "	23 <sup>1</sup> / <sub>2</sub> "	48 <sup>1</sup> / <sub>8</sub> "	MUT3248L	\$444
29 <sup>1</sup> / <sub>2</sub> "	23 <sup>1</sup> / <sub>2</sub> "	54 <sup>11</sup> / <sub>32</sub> "	MUT3254L	\$477
29 <sup>1</sup> / <sub>2</sub> "	23 <sup>1</sup> / <sub>2</sub> "	60 <sup>11</sup> / <sub>32</sub> "	MUT3260L	\$506

### Left-Hand Worksurfaces

23 <sup>1</sup> / <sub>2</sub> "	18 <sup>3</sup> / <sub>8</sub> "	36 <sup>1</sup> / <sub>8</sub> "	MUT2136L	\$308
23 <sup>1</sup> / <sub>2</sub> "	18 <sup>3</sup> / <sub>8</sub> "	42 <sup>1</sup> / <sub>8</sub> "	MUT2142L	\$324
23 <sup>1</sup> / <sub>2</sub> "	18 <sup>3</sup> / <sub>8</sub> "	48 <sup>1</sup> / <sub>8</sub> "	MUT2148L	\$378
23 <sup>1</sup> / <sub>2</sub> "	18 <sup>3</sup> / <sub>8</sub> "	54 <sup>11</sup> / <sub>32</sub> "	MUT2154L	\$406
23 <sup>1</sup> / <sub>2</sub> "	18 <sup>3</sup> / <sub>8</sub> "	60 <sup>11</sup> / <sub>32</sub> "	MUT2160L	\$432
29 <sup>1</sup> / <sub>2</sub> "	23 <sup>1</sup> / <sub>2</sub> "	36 <sup>1</sup> / <sub>8</sub> "	MUT3236L	\$362
29 <sup>1</sup> / <sub>2</sub> "	23 <sup>1</sup> / <sub>2</sub> "	42 <sup>1</sup> / <sub>8</sub> "	MUT3242L	\$382
29 <sup>1</sup> / <sub>2</sub> "	23 <sup>1</sup> / <sub>2</sub> "	48 <sup>1</sup> / <sub>8</sub> "	MUT3248L	\$444
29 <sup>1</sup> / <sub>2</sub> "	23 <sup>1</sup> / <sub>2</sub> "	54 <sup>11</sup> / <sub>32</sub> "	MUT3254L	\$477
29 <sup>1</sup> / <sub>2</sub> "	23 <sup>1</sup> / <sub>2</sub> "	60 <sup>11</sup> / <sub>32</sub> "	MUT3260L	\$506

▶ Specification Information, continued on next page

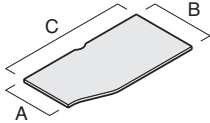
► Specification Information, continued from previous page

**Specification Information**

**Base Price**



• Dimensions			• Style Number	• Plastic 3 mm Edge
A	B	C		



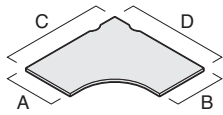
**Right-Hand Worksurfaces**

18 <sup>3</sup> / <sub>8</sub> "	23 <sup>1</sup> / <sub>2</sub> "	36 <sup>1</sup> / <sub>8</sub> "	<b>MUT1236R</b>	\$308
18 <sup>3</sup> / <sub>8</sub> "	23 <sup>1</sup> / <sub>2</sub> "	42 <sup>1</sup> / <sub>8</sub> "	<b>MUT1242R</b>	\$324
18 <sup>3</sup> / <sub>8</sub> "	23 <sup>1</sup> / <sub>2</sub> "	48 <sup>1</sup> / <sub>8</sub> "	<b>MUT1248R</b>	\$378
18 <sup>3</sup> / <sub>8</sub> "	23 <sup>1</sup> / <sub>2</sub> "	54 <sup>11</sup> / <sub>32</sub> "	<b>MUT1254R</b>	\$406
18 <sup>3</sup> / <sub>8</sub> "	23 <sup>1</sup> / <sub>2</sub> "	60 <sup>11</sup> / <sub>32</sub> "	<b>MUT1260R</b>	\$432
23 <sup>1</sup> / <sub>2</sub> "	29 <sup>1</sup> / <sub>2</sub> "	36 <sup>1</sup> / <sub>8</sub> "	<b>MUT2336R</b>	\$362
23 <sup>1</sup> / <sub>2</sub> "	29 <sup>1</sup> / <sub>2</sub> "	42 <sup>1</sup> / <sub>8</sub> "	<b>MUT2342R</b>	\$382
23 <sup>1</sup> / <sub>2</sub> "	29 <sup>1</sup> / <sub>2</sub> "	48 <sup>1</sup> / <sub>8</sub> "	<b>MUT2348R</b>	\$444
23 <sup>1</sup> / <sub>2</sub> "	29 <sup>1</sup> / <sub>2</sub> "	54 <sup>11</sup> / <sub>32</sub> "	<b>MUT2354R</b>	\$477
23 <sup>1</sup> / <sub>2</sub> "	29 <sup>1</sup> / <sub>2</sub> "	60 <sup>11</sup> / <sub>32</sub> "	<b>MUT2360R</b>	\$506

# Corner, Curved-Front Worksurfaces

Laminate

SIN 711.1



Tip: Supports must be specified separately, including side support brackets for rear corner support in panel-mounted applications.

Tip: Single and stand alone Universal Systems worksurfaces can not be panel wrapped.  
 ▶ See Avenir Specification Guide for application details.

Standard Includes	Required to Specify
-------------------	---------------------

- Worksurface: laminate
- 3 mm edge profile on front edge: plastic
- Plastic default flat profile on side and back edges
- Cable scallops on back edge

- 1 Style number
  - 2 Laminate color number for worksurface
  - 3 Plastic color number for front edge on laminate worksurface
  - 4 Options, if selected (see below)
- ▶ See *Surface Materials*, page 267.

Options	Price	Required to Specify
---------	-------	---------------------

<b>Surface Materials</b>	• Open Line laminate	+\$64 plus cost of laminate	▶ See <i>Surface Materials Reference Manual</i> .
<b>Scallops</b>	• Omit scallop	No cost	Specify <i>omit scallop</i> .
<b>Related Products</b>	<ul style="list-style-type: none"> <li>• Panel-mounted Universal Systems worksurface supports</li> <li>• Legs and supports for Avenir Universal Systems Worksurfaces</li> <li>• Worksurface screens</li> </ul>		▶ Page 185 ▶ Page 187  ▶ See <i>Montage Solutions Specification Guide</i> . ▶ See <i>Montage Solutions Specification Guide</i> .
	• Worksurface power and communication components		

## Specification Information

Dimensions				Style Number	Base Price
A	B	C	D	Plastic 3 mm Edge	
18 <sup>3</sup> / <sub>8</sub> "	18 <sup>3</sup> / <sub>8</sub> "	41 <sup>5</sup> / <sub>8</sub> "	41 <sup>5</sup> / <sub>8</sub> "	<b>MUCC1122</b>	\$401
18 <sup>3</sup> / <sub>8</sub> "	18 <sup>3</sup> / <sub>8</sub> "	47 <sup>5</sup> / <sub>8</sub> "	47 <sup>5</sup> / <sub>8</sub> "	<b>MUCC1188</b>	\$437
23 <sup>1</sup> / <sub>2</sub> "	23 <sup>1</sup> / <sub>2</sub> "	35 <sup>5</sup> / <sub>8</sub> "	35 <sup>5</sup> / <sub>8</sub> "	<b>MUCC2266</b>	\$383
23 <sup>1</sup> / <sub>2</sub> "	23 <sup>1</sup> / <sub>2</sub> "	41 <sup>5</sup> / <sub>8</sub> "	41 <sup>5</sup> / <sub>8</sub> "	<b>MUCC2222</b>	\$416
23 <sup>1</sup> / <sub>2</sub> "	23 <sup>1</sup> / <sub>2</sub> "	47 <sup>5</sup> / <sub>8</sub> "	47 <sup>5</sup> / <sub>8</sub> "	<b>MUCC2288</b>	\$462
23 <sup>1</sup> / <sub>2</sub> "	23 <sup>1</sup> / <sub>2</sub> "	59 <sup>27</sup> / <sub>32</sub> "	59 <sup>27</sup> / <sub>32</sub> "	<b>MUCC2200</b>	\$745
29 <sup>1</sup> / <sub>2</sub> "	29 <sup>1</sup> / <sub>2</sub> "	41 <sup>5</sup> / <sub>8</sub> "	41 <sup>5</sup> / <sub>8</sub> "	<b>MUCC3322</b>	\$451
29 <sup>1</sup> / <sub>2</sub> "	29 <sup>1</sup> / <sub>2</sub> "	47 <sup>5</sup> / <sub>8</sub> "	47 <sup>5</sup> / <sub>8</sub> "	<b>MUCC3388</b>	\$501

**Base Price**





# Extended Corner, Curved-Front Worksurfaces

Laminate

SIN 711.1

*Tip: Supports must be specified separately, including side support brackets for rear corner support in panel-mounted applications.*

*Tip: Long worksurface spans must be supported with cantilevers, pedestals, legs, or other supports at least every 54". Reinforcing channel (TS7WKSPT) allows the distance between supports to be increased to 60" for worksurfaces that will be heavily loaded, or up to 72" for worksurfaces with lighter expected loads. Reinforcing channel must be specified separately.*

▶ See Montage Solutions Specification Guide.

*Tip: Not all Avenir Universal Systems Worksurface installations can be panel wrapped.*

▶ See Avenir Specification Guide for application details.

Standard Includes	Required to Specify
-------------------	---------------------

- Worksurface: laminate
- 3 mm edge profile on front edge: plastic
- Plastic default flat profile on side and back edges
- Cable scallops on back edge

- 1 Style number
  - 2 Laminate color number for worksurface
  - 3 Plastic color number for front edge on laminate worksurface
  - 4 Options, if selected (see below)
- ▶ See *Surface Materials*, page 267.


Options	Price	Required to Specify
---------	-------	---------------------

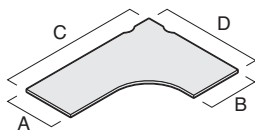
<b>Surface Materials</b>	• Open Line laminate	+\$64 plus cost of laminate	▶ See <i>Surface Materials Reference Manual</i> .
--------------------------	----------------------	-----------------------------	---

<b>Scallops</b>	• Omit scallops	No cost	Specify <i>omit scallops</i> .
-----------------	-----------------	---------	--------------------------------

<b>Related Products</b>	• Panel-mounted Universal Systems worksurface supports	▶ Page 185
	• Legs and supports for Avenir Universal Systems Worksurfaces	▶ Page 187
	• Reinforcing channel	▶ See <i>Montage Solutions Specification Guide</i> .
	• Worksurface screens	▶ See <i>Montage Solutions Specification Guide</i> .
	• Worksurface power and communication components	▶ See <i>Montage Solutions Specification Guide</i> .

## Specification Information

				Base Price	
					
• Dimensions				• Style Number	
A	B	C	D	• Plastic	• 3 mm Edge



### Left-Hand Worksurfaces

23 <sup>1</sup> / <sub>2</sub> "	23 <sup>1</sup> / <sub>2</sub> "	59 <sup>27</sup> / <sub>32</sub> "	41 <sup>5</sup> / <sub>8</sub> "	<b>MUEC2202L</b>	\$614
23 <sup>1</sup> / <sub>2</sub> "	23 <sup>1</sup> / <sub>2</sub> "	65 <sup>27</sup> / <sub>32</sub> "	41 <sup>5</sup> / <sub>8</sub> "	<b>MUEC2262L</b>	\$671
23 <sup>1</sup> / <sub>2</sub> "	23 <sup>1</sup> / <sub>2</sub> "	71 <sup>27</sup> / <sub>32</sub> "	41 <sup>5</sup> / <sub>8</sub> "	<b>MUEC2222L</b>	\$726
23 <sup>1</sup> / <sub>2</sub> "	23 <sup>1</sup> / <sub>2</sub> "	59 <sup>27</sup> / <sub>32</sub> "	47 <sup>5</sup> / <sub>8</sub> "	<b>MUEC2208L</b>	\$630
23 <sup>1</sup> / <sub>2</sub> "	23 <sup>1</sup> / <sub>2</sub> "	65 <sup>27</sup> / <sub>32</sub> "	47 <sup>5</sup> / <sub>8</sub> "	<b>MUEC2268L</b>	\$683
23 <sup>1</sup> / <sub>2</sub> "	23 <sup>1</sup> / <sub>2</sub> "	71 <sup>27</sup> / <sub>32</sub> "	47 <sup>5</sup> / <sub>8</sub> "	<b>MUEC2228L</b>	\$738
29 <sup>1</sup> / <sub>2</sub> "	29 <sup>1</sup> / <sub>2</sub> "	59 <sup>27</sup> / <sub>32</sub> "	41 <sup>5</sup> / <sub>8</sub> "	<b>MUEC3302L</b>	\$697
29 <sup>1</sup> / <sub>2</sub> "	29 <sup>1</sup> / <sub>2</sub> "	65 <sup>27</sup> / <sub>32</sub> "	41 <sup>5</sup> / <sub>8</sub> "	<b>MUEC3362L</b>	\$753
29 <sup>1</sup> / <sub>2</sub> "	29 <sup>1</sup> / <sub>2</sub> "	71 <sup>27</sup> / <sub>32</sub> "	41 <sup>5</sup> / <sub>8</sub> "	<b>MUEC3322L</b>	\$814
29 <sup>1</sup> / <sub>2</sub> "	29 <sup>1</sup> / <sub>2</sub> "	59 <sup>27</sup> / <sub>32</sub> "	47 <sup>5</sup> / <sub>8</sub> "	<b>MUEC3308L</b>	\$722
29 <sup>1</sup> / <sub>2</sub> "	29 <sup>1</sup> / <sub>2</sub> "	65 <sup>27</sup> / <sub>32</sub> "	47 <sup>5</sup> / <sub>8</sub> "	<b>MUEC3368L</b>	\$778
29 <sup>1</sup> / <sub>2</sub> "	29 <sup>1</sup> / <sub>2</sub> "	71 <sup>27</sup> / <sub>32</sub> "	47 <sup>5</sup> / <sub>8</sub> "	<b>MUEC3328L</b>	\$833

▶ **Specification Information, continued on next page**



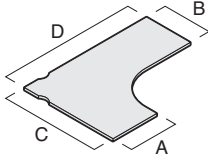
► Specification Information, continued from previous page

**Specification Information**

**Base Price**



Dimensions				Style Number	Plastic 3 mm Edge
A	B	C	D		



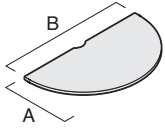
**Right-Hand Worksurfaces**

23 <sup>1</sup> / <sub>2</sub> "	23 <sup>1</sup> / <sub>2</sub> "	41 <sup>5</sup> / <sub>8</sub> "	59 <sup>27</sup> / <sub>32</sub> "	<b>MUEC2220R</b>	\$614
23 <sup>1</sup> / <sub>2</sub> "	23 <sup>1</sup> / <sub>2</sub> "	41 <sup>5</sup> / <sub>8</sub> "	65 <sup>27</sup> / <sub>32</sub> "	<b>MUEC2226R</b>	\$671
23 <sup>1</sup> / <sub>2</sub> "	23 <sup>1</sup> / <sub>2</sub> "	41 <sup>5</sup> / <sub>8</sub> "	71 <sup>27</sup> / <sub>32</sub> "	<b>MUEC2222R</b>	\$726
23 <sup>1</sup> / <sub>2</sub> "	23 <sup>1</sup> / <sub>2</sub> "	47 <sup>5</sup> / <sub>8</sub> "	59 <sup>27</sup> / <sub>32</sub> "	<b>MUEC2280R</b>	\$630
23 <sup>1</sup> / <sub>2</sub> "	23 <sup>1</sup> / <sub>2</sub> "	47 <sup>5</sup> / <sub>8</sub> "	65 <sup>27</sup> / <sub>32</sub> "	<b>MUEC2286R</b>	\$683
23 <sup>1</sup> / <sub>2</sub> "	23 <sup>1</sup> / <sub>2</sub> "	47 <sup>5</sup> / <sub>8</sub> "	71 <sup>27</sup> / <sub>32</sub> "	<b>MUEC2282R</b>	\$738
29 <sup>1</sup> / <sub>2</sub> "	29 <sup>1</sup> / <sub>2</sub> "	41 <sup>5</sup> / <sub>8</sub> "	59 <sup>27</sup> / <sub>32</sub> "	<b>MUEC3320R</b>	\$697
29 <sup>1</sup> / <sub>2</sub> "	29 <sup>1</sup> / <sub>2</sub> "	41 <sup>5</sup> / <sub>8</sub> "	65 <sup>27</sup> / <sub>32</sub> "	<b>MUEC3326R</b>	\$753
29 <sup>1</sup> / <sub>2</sub> "	29 <sup>1</sup> / <sub>2</sub> "	41 <sup>5</sup> / <sub>8</sub> "	71 <sup>27</sup> / <sub>32</sub> "	<b>MUEC3322R</b>	\$814
29 <sup>1</sup> / <sub>2</sub> "	29 <sup>1</sup> / <sub>2</sub> "	47 <sup>5</sup> / <sub>8</sub> "	59 <sup>27</sup> / <sub>32</sub> "	<b>MUEC3380R</b>	\$722
29 <sup>1</sup> / <sub>2</sub> "	29 <sup>1</sup> / <sub>2</sub> "	47 <sup>5</sup> / <sub>8</sub> "	65 <sup>27</sup> / <sub>32</sub> "	<b>MUEC3386R</b>	\$778
29 <sup>1</sup> / <sub>2</sub> "	29 <sup>1</sup> / <sub>2</sub> "	47 <sup>5</sup> / <sub>8</sub> "	71 <sup>27</sup> / <sub>32</sub> "	<b>MUEC3382R</b>	\$833

# Spanner Worksurfaces

Laminate

SIN 711.1



Tip: Supports for freestanding and panel-mounted applications must be specified separately.

Tip: Not all Avenir Universal Systems Worksurface installations can be panel wrapped. ▶ See Avenir Specification Guide for application details.

Standard Includes	Required to Specify
<ul style="list-style-type: none"> <li>• Worksurface: laminate</li> <li>• 3 mm edge profile on front edge: plastic</li> <li>• Plastic default flat profile on side and back edges</li> </ul>	<ol style="list-style-type: none"> <li>1 Style number</li> <li>2 Laminate color number for worksurface</li> <li>3 Plastic color number for front edge on laminate worksurface</li> <li>4 Options, if selected (see below)</li> </ol> <p>▶ See <i>Surface Materials</i>, page 267.</p>

Options	Price	Required to Specify
<b>Surface Materials</b> <ul style="list-style-type: none"> <li>• Open Line laminate</li> </ul>	+\$64 plus cost of laminate	▶ See <i>Surface Materials Reference Manual</i> .
<b>Related Products</b> <ul style="list-style-type: none"> <li>• Panel-mounted Universal Systems worksurface supports</li> <li>• Legs and supports for Avenir Universal Systems Worksurfaces</li> <li>• Columns</li> <li>• Worksurface power and communication components</li> </ul>		▶ Page 185 ▶ Page 187 ▶ See <i>Montage Solutions Specification Guide</i> . ▶ See <i>Montage Solutions Specification Guide</i> .

## Specification Information

Dimensions		Style Number	Base Price
A	B		
30"	50 <sup>1</sup> / <sub>8</sub> "	MUSPC50	\$364
•	•	•	•
•	•	•	•
•	•	•	•

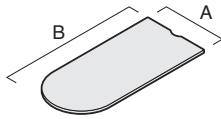
### With 2" Notch for Use with Avenir Panels

30"	50 <sup>1</sup> / <sub>8</sub> "	MUSPC50	\$364
•	•	•	•
•	•	•	•

# Bullet Peninsula Worksurfaces

Laminate

SIN 711.1



Tip: Supports for freestanding and panel-mounted applications must be specified separately.

Tip: Long work surface spans must be supported with cantilevers, pedestals, legs, or other supports at least every 54". Reinforcing channel (TS7WKSPT) allows the distance between supports to be increased to 60" for worksurfaces that will be heavily loaded, or up to 72" for worksurfaces with lighter expected loads. Reinforcing channel must be specified separately.

▶ See Montage Solutions Specification Guide.

Tip: Not all Avenir Universal Systems Worksurface installations can be panel wrapped. ▶ See Avenir Specification Guide for application details.

Tip: Bullet peninsula worksurfaces are recommended for use with other curved-front shapes such as corner, curved-front worksurfaces.

▶ Page 174

Standard Includes	Required to Specify
<ul style="list-style-type: none"> <li>• Worksurface: laminate</li> <li>• 3 mm edge profile on front edge: plastic</li> <li>• Plastic default flat profile on side and back edges</li> <li>• Cable scallop on back edge</li> </ul>	<ol style="list-style-type: none"> <li>1 Style number</li> <li>2 Laminate color number for worksurface</li> <li>3 Plastic color number for front edge on laminate worksurface</li> <li>4 Options, if selected (see below)</li> </ol> <p>▶ See <i>Surface Materials</i>, page 267.</p>

Options	Price	Required to Specify
<b>Surface Materials</b> <ul style="list-style-type: none"> <li>• Open Line laminate</li> </ul>	+\$64 plus cost of laminate	▶ See <i>Surface Materials Reference Manual</i> .
<b>Scallops</b> <ul style="list-style-type: none"> <li>• Omit scallop</li> </ul>	No cost	Specify <i>omit scallop</i> .
<b>Related Products</b> <ul style="list-style-type: none"> <li>• Panel-mounted Universal Systems worksurface supports</li> <li>• Legs and supports for Avenir Universal Systems Worksurfaces</li> <li>• Columns</li> <li>• Worksurface power and communication components</li> </ul>		▶ Page 185 ▶ Page 187 ▶ See <i>Montage Solutions Specification Guide</i> . ▶ See <i>Montage Solutions Specification Guide</i> .

## Specification Information

Dimensions		Style Number	Base Price
A	B		
30"	59 <sup>1</sup> / <sub>2</sub> "	<b>UPBC3060</b>	\$517

**Base Price**



• Plastic 3 mm Edge



# Jetty Worksurfaces

Laminate

SIN 711.1

Tip: Supports for freestanding and panel-mounted applications must be specified separately.

Tip: Long worksurface spans must be supported with cantilevers, pedestals, legs, or other supports at least every 54". Reinforcing channel (TS7WKSPT) allows the distance between supports to be increased to 60" for worksurfaces that will be heavily loaded, or up to 72" for worksurfaces with lighter expected loads. Reinforcing channel must be specified separately.

▶ See Montage Solutions Specification Guide.

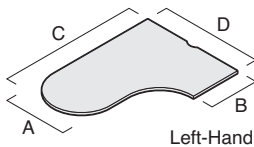
Tip: Not all Avenir Universal Systems Worksurface installations can be panel wrapped.

▶ See Avenir Specification Guide for application details.

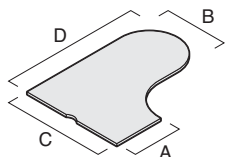
Tip: Jetty worksurfaces are recommended for use with other curved-front shapes such as corner, curved-front worksurfaces.

▶ Page 174

Tip: To specify 3 mm edge profile, no suffix is required. For all other edge profiles, add a suffix to the style number. (For example, UJC3268L becomes UJC3268LP for P-edge profile.)



Left-Hand



Right-Hand

Standard Includes	Required to Specify
-------------------	---------------------

- Worksurface: laminate
- 3 mm edge profile or P-edge profile on front edge: plastic
- Plastic default flat profile on side and back edges
- Cable scallop on back edge

- 1 Style number with appropriate edge profile suffix
  - ▶ **P** Laminate with plastic P-edge
  - ▶ See edge profiles below.
- 2 Laminate color number for worksurface
- 3 Plastic color number for front edge on laminate worksurface
- 4 Options, if selected (see below)
  - ▶ See *Surface Materials*, page 267.

Options	Price	Required to Specify
---------	-------	---------------------

<b>Surface Materials</b>	• Open Line laminate	+\$64 plus cost of laminate	▶ See <i>Surface Materials Reference Manual</i> .
<b>Scallops</b>	• Omit scallop	No cost	Specify <i>omit scallop</i> .
<b>Related Products</b>	• Panel-mounted Universal Systems worksurface supports • Legs and supports for Avenir Universal Systems Worksurfaces • Columns		▶ Page 185 ▶ Page 187  ▶ See <i>Montage Solutions Specification Guide</i> . ▶ See <i>Montage Solutions Specification Guide</i> .
	• Worksurface power and communication components		

### Specification Information

#### Base Prices Laminate



• Dimensions				• Style	• Plastic	• Plastic
A	B	C	D	Number	3 mm Edge	P-Edge
:	:	:	:	:	• No Suffix	• Suffix P

### Left-Hand Worksurfaces

29 <sup>1</sup> / <sub>2</sub> "	23 <sup>1</sup> / <sub>2</sub> "	65 <sup>1</sup> / <sub>2</sub> "	48"	<b>UJC3268L</b>	\$737	\$838
29 <sup>1</sup> / <sub>2</sub> "	23 <sup>1</sup> / <sub>2</sub> "	71 <sup>1</sup> / <sub>2</sub> "	48"	<b>UJC3228L</b>	\$763	\$864
29 <sup>1</sup> / <sub>2</sub> "	23 <sup>1</sup> / <sub>2</sub> "	77 <sup>1</sup> / <sub>2</sub> "	48"	<b>UJC3288L</b>	\$788	\$889
29 <sup>1</sup> / <sub>2</sub> "	29 <sup>1</sup> / <sub>2</sub> "	65 <sup>1</sup> / <sub>2</sub> "	48"	<b>UJC3368L</b>	\$762	\$863
29 <sup>1</sup> / <sub>2</sub> "	29 <sup>1</sup> / <sub>2</sub> "	71 <sup>1</sup> / <sub>2</sub> "	48"	<b>UJC3328L</b>	\$788	\$889
29 <sup>1</sup> / <sub>2</sub> "	29 <sup>1</sup> / <sub>2</sub> "	77 <sup>1</sup> / <sub>2</sub> "	48"	<b>UJC3388L</b>	\$815	\$916

### Right-Hand Worksurfaces

23 <sup>1</sup> / <sub>2</sub> "	29 <sup>1</sup> / <sub>2</sub> "	48"	65 <sup>1</sup> / <sub>2</sub> "	<b>UJC2386R</b>	\$737	\$838
23 <sup>1</sup> / <sub>2</sub> "	29 <sup>1</sup> / <sub>2</sub> "	48"	71 <sup>1</sup> / <sub>2</sub> "	<b>UJC2382R</b>	\$763	\$864
23 <sup>1</sup> / <sub>2</sub> "	29 <sup>1</sup> / <sub>2</sub> "	48"	77 <sup>1</sup> / <sub>2</sub> "	<b>UJC2388R</b>	\$788	\$889
29 <sup>1</sup> / <sub>2</sub> "	29 <sup>1</sup> / <sub>2</sub> "	48"	65 <sup>1</sup> / <sub>2</sub> "	<b>UJC3386R</b>	\$762	\$863
29 <sup>1</sup> / <sub>2</sub> "	29 <sup>1</sup> / <sub>2</sub> "	48"	71 <sup>1</sup> / <sub>2</sub> "	<b>UJC3382R</b>	\$788	\$889
29 <sup>1</sup> / <sub>2</sub> "	29 <sup>1</sup> / <sub>2</sub> "	48"	77 <sup>1</sup> / <sub>2</sub> "	<b>UJC3388R</b>	\$815	\$916

**SIN 711.1**

# Visitor Worksurfaces

Laminate

**SIN 711.1**



*Tip: Supports for freestanding and panel-mounted applications must be specified separately.*

*Tip: Not all Avenir Universal Systems Worksurface installations can be panel wrapped. ▶ See Avenir Specification Guide for application details.*

*Tip: Visitor worksurfaces are recommended for use with other curved-front shapes such as corner, curved-front worksurfaces. ▶ Page 174*

*Tip: Scallops are available only on visitor worksurfaces 36"W and wider.*

Standard Includes	Required to Specify
<ul style="list-style-type: none"> <li>• Worksurface: laminate</li> <li>• 3 mm edge profile or P-edge profile on front edge: plastic</li> <li>• Plastic default flat profile on side and back edges</li> <li>• Cable scallop on back edge of visitor worksurfaces 36"W and wider.</li> </ul>	<ol style="list-style-type: none"> <li>1 Style number with appropriate edge profile suffix                             <ul style="list-style-type: none"> <li>▶ <b>P</b> Laminate with plastic P-edge</li> <li>▶ See edge profiles at right.</li> </ul> </li> <li>2 Laminate color number for worksurface</li> <li>3 Plastic color number for front edge on laminate worksurface</li> <li>4 Options, if selected (see below)                             <ul style="list-style-type: none"> <li>▶ See <i>Surface Materials</i>, page 267.</li> </ul> </li> </ol>

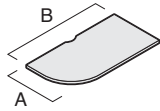
Surface Materials	Options	Price	Required to Specify
	<b>Laminate worksurfaces</b> <ul style="list-style-type: none"> <li>• Open Line laminate</li> </ul>	+\$64 plus cost of laminate	▶ See <i>Surface Materials Reference Manual</i> .
	<b>Scallops</b> <ul style="list-style-type: none"> <li>• Omit scallop</li> </ul>	No cost	Specify <i>omit scallop</i> .
<b>Related Products</b>	• Panel-mounted Universal Systems worksurface supports		▶ Page 185
	• Legs and supports for Avenir Universal Systems Worksurfaces		▶ Page 187

Tip: To specify 3 mm edge profile, no suffix is required. For all other edge profiles, add a suffix to the style number. (For example, UVC2424L becomes UVC2424LP for P-edge profile.)

**Specification Information**

Dimensions		Style Number	Base Prices	
A	B		Plastic 3 mm Edge	Plastic P-Edge
			No Suffix	Suffix P

**Base Prices**  
**Laminate**



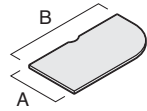
**Visitor Worksurfaces**

**Left-Hand Worksurfaces**

23 <sup>1</sup> / <sub>2</sub> "	24"	<b>UVC2424L</b>	\$359	\$410
23 <sup>1</sup> / <sub>2</sub> "	30"	<b>UVC2430L</b>	\$386	\$437
23 <sup>1</sup> / <sub>2</sub> "	36"	<b>UVC2436L</b>	\$414	\$465
23 <sup>1</sup> / <sub>2</sub> "	42"	<b>UVC2442L</b>	\$439	\$490
23 <sup>1</sup> / <sub>2</sub> "	48"	<b>UVC2448L</b>	\$464	\$515
29 <sup>1</sup> / <sub>2</sub> "	30"	<b>UVC3030L</b>	\$397	\$448
29 <sup>1</sup> / <sub>2</sub> "	36"	<b>UVC3036L</b>	\$427	\$478
29 <sup>1</sup> / <sub>2</sub> "	42"	<b>UVC3042L</b>	\$452	\$503
29 <sup>1</sup> / <sub>2</sub> "	48"	<b>UVC3048L</b>	\$479	\$530

**Right-Hand Worksurfaces**

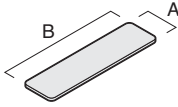
23 <sup>1</sup> / <sub>2</sub> "	30"	<b>UVC2424R</b>	\$359	\$410
23 <sup>1</sup> / <sub>2</sub> "	30"	<b>UVC2430R</b>	\$386	\$437
23 <sup>1</sup> / <sub>2</sub> "	36"	<b>UVC2436R</b>	\$414	\$465
23 <sup>1</sup> / <sub>2</sub> "	42"	<b>UVC2442R</b>	\$439	\$490
23 <sup>1</sup> / <sub>2</sub> "	48"	<b>UVC2448R</b>	\$464	\$515
29 <sup>1</sup> / <sub>2</sub> "	30"	<b>UVC3030R</b>	\$397	\$448
29 <sup>1</sup> / <sub>2</sub> "	36"	<b>UVC3036R</b>	\$427	\$478
29 <sup>1</sup> / <sub>2</sub> "	42"	<b>UVC3042R</b>	\$452	\$503
29 <sup>1</sup> / <sub>2</sub> "	48"	<b>UVC3048R</b>	\$479	\$530



# Transaction Worksurfaces

Laminate

SIN 711.1



Tip: Transaction worksurfaces can be use with 41"H panels only.

Standard Includes	Required to Specify
<ul style="list-style-type: none"> <li>• Worksurface: laminate</li> <li>• 3 mm edge profile on front edge: plastic</li> <li>• Plastic default flat profile on side and back edges</li> <li>• Support brackets: paint</li> </ul>	<ol style="list-style-type: none"> <li>1 Style number</li> <li>2 Laminate color number for worksurface</li> <li>3 Plastic color number for front edge on laminate worksurface</li> <li>4 Paint color number for support bracket</li> <li>5 Options, if selected (see below)</li> </ol> <p>▶ See <i>Surface Materials</i>, page 267.</p>

Options	Price	Required to Specify
<b>Surface Materials</b> <ul style="list-style-type: none"> <li>• Open Line laminate</li> </ul>	+\$64 plus cost of laminate	▶ See <i>Surface Materials Reference Manual</i> .
<b>Support Brackets</b> <ul style="list-style-type: none"> <li>• For use with low top cap</li> </ul>	No cost	▶ Specify for use with low top cap.

Tip: Support brackets allow transaction worksurfaces to be attached to low or medium top caps.

## Specification Information

Dimensions		Style Number	Base Price
A	B		
15"	30 <sup>1</sup> / <sub>4</sub> "	MUTR1630	\$278
15"	36 <sup>1</sup> / <sub>4</sub> "	MUTR1636	\$301
15"	42 <sup>1</sup> / <sub>4</sub> "	MUTR1642	\$323
15"	48 <sup>1</sup> / <sub>4</sub> "	MUTR1648	\$345
15"	60 <sup>15</sup> / <sub>32</sub> "	MUTR1660	\$373
:	:	:	:

**Base Price**



### With Brackets for Use with Avenir Panels

15"	30 <sup>1</sup> / <sub>4</sub> "	<b>MUTR1630</b>	\$278
15"	36 <sup>1</sup> / <sub>4</sub> "	<b>MUTR1636</b>	\$301
15"	42 <sup>1</sup> / <sub>4</sub> "	<b>MUTR1642</b>	\$323
15"	48 <sup>1</sup> / <sub>4</sub> "	<b>MUTR1648</b>	\$345
15"	60 <sup>15</sup> / <sub>32</sub> "	<b>MUTR1660</b>	\$373
:	:	:	:



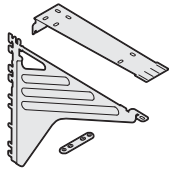
# Panel-Mounted Universal Systems Worksurface Supports

Panel-Mounted Universal  
Systems Worksurface  
Supports

For Use with Avenir Panels

SIN 711.1

## On-Module Cantilever



*Tip: 30"D straight and transition cantilevered worksurfaces require additional floor support along the front edge, such as a pedestal, end panel, post leg, side support bracket, or an adjacent return worksurface.*

Standard Includes	Required to Specify
<ul style="list-style-type: none"> <li>• Cantilever: paint</li> <li>• Tie plate</li> <li>• Attachment hardware</li> </ul>	1 Style number 2 Paint color number for cantilever ▶ See <i>Surface Materials</i> , page 267.

### Specification Information

• Style Number	• Price
<b>MUCANT</b>	\$97

## Rear Corner Brackets



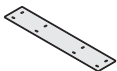
*Tip: Rear corner bracket includes a single bracket. To order a pair of handed brackets, specify the MSS side support bracket package.*

Standard Includes	Required to Specify
<ul style="list-style-type: none"> <li>• Rear corner bracket: black paint only</li> <li>• Attachment hardware</li> </ul>	Style number

### Specification Information

• Style Number	• Price
<b>MUCSBR</b>	\$24

## Support Plate



*Tip: Support plate can also be used in freestanding applications.*

Standard Includes	Required to Specify
<ul style="list-style-type: none"> <li>• Support plate: black paint only</li> <li>• Attachment hardware</li> </ul>	Style number

### Specification Information

• Dimensions	• Style Number	• Price
14"D	<b>TS714WSP</b>	\$60
20"D	<b>TS720WSP</b>	\$60

Avenir

Panel-Mounted Universal Systems Worksurface Supports, continued

SIN 711.1


**Tie Plates**



Standard Includes	Required to Specify
<ul style="list-style-type: none"> <li>• Package of six tie plates: black paint only</li> <li>• Attachment hardware</li> </ul>	Style number

Specification Information		
• Dimensions	• Style Number	• Price
3 <sup>3</sup> / <sub>4</sub> "L	<b>TS7TIEPLATE</b>	\$89

**Reinforcing Channels**



Standard Includes	Required to Specify
<ul style="list-style-type: none"> <li>• Reinforcing channel: black paint only</li> <li>• Attachment hardware</li> </ul>	Style number

Specification Information		
• Dimensions	• Style Number	• Price
39"W	<b>TS7WKSPT39</b>	\$44
57"W	<b>TS7WKSPT</b>	\$44
72"W	<b>TS7WKSPT72</b>	\$44

*Tip: Long worksurface spans must be supported with cantilevers, pedestals, legs, or other supports at least every 54". Reinforcing channel (TS7WKSPT) allows the distance between supports to be increased to 60" for worksurfaces that will be heavily loaded, or up to 72" for worksurfaces with lighter expected loads. Reinforcing channel must be specified separately.*

*Tip: Reinforcing channel can also be used in freestanding applications.*

# Legs and Supports for Avenir Universal Systems Worksurfaces

Without Alignment Tab

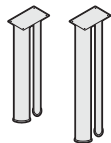
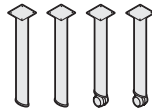
SIN 711.1

## Post Legs and Double Post Legs

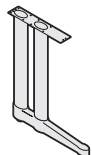
*Tip: Height dimensions listed are nominal and include the thickness of a worksurface.*

*Tip: Standing height legs can be used as column support in panel-mounted applications only.*

*Tip: Corner worksurfaces require a leg in the back corner. Be sure to order fifth leg if specifying a package of four.*



*Tip: Double post legs can be used as a shared or column support in applications with other post legs.*



Standard Includes	Required to Specify
<ul style="list-style-type: none"> <li>• Legs: paint</li> <li>• Attachment hardware</li> <li>• Non-locking caster, if selected: black plastic only</li> </ul>	<ul style="list-style-type: none"> <li>1 Style number</li> <li>2 Paint color number for leg</li> <li>3 Options, if selected (see below)</li> <li>▶ See <i>Surface Materials</i>, page 267.</li> </ul>

Options	Price	Required to Specify
<b>Surface Materials</b> <ul style="list-style-type: none"> <li>• Paint price group 1</li> <li>• Paint price group 2</li> <li>• Paint price group 3</li> </ul>	<ul style="list-style-type: none"> <li>No cost</li> <li>+\$19 per leg</li> <li>+\$31 per leg</li> </ul>	<ul style="list-style-type: none"> <li>Specify paint color number.</li> <li>Specify paint color number.</li> <li>Specify paint color number.</li> </ul>

### Specification Information

Planning Height	Style Number	Base Price	Planning Height	Style Number	Base Price
-----------------	--------------	------------	-----------------	--------------	------------

Post Leg with Glide			Package of Four Post Legs with Glides		
26"	<b>UNPL</b>	\$108	26"	<b>UNPL4</b>	\$432
28 <sup>1</sup> / <sub>2</sub> "	<b>UPL</b>	\$108	28 <sup>1</sup> / <sub>2</sub> "	<b>UPL4</b>	\$432
40 <sup>7</sup> / <sub>8</sub> "	<b>UHPL</b>	\$138			

Post Leg with Caster			Package of Four Post Legs with Casters		
26"	<b>UNPLC</b>	\$125	26"	<b>UNPL4C</b>	\$500
28 <sup>1</sup> / <sub>2</sub> "	<b>UPLC</b>	\$125	28 <sup>1</sup> / <sub>2</sub> "	<b>UPL4C</b>	\$500

Package of Four Post Legs with Two Glides and Two Casters		
26"	<b>UNPL4M</b>	\$466
28 <sup>1</sup> / <sub>2</sub> "	<b>UPL4M</b>	\$466

### Specification Information

Planning Height	Style Number	Base Price
-----------------	--------------	------------

Double Post Leg with Glides		
28 <sup>1</sup> / <sub>2</sub> "	<b>UDPL</b>	\$307
40 <sup>7</sup> / <sub>8</sub> "	<b>UHDPL</b>	\$361

Double Post C-Leg with Glides		
28 <sup>1</sup> / <sub>2</sub> "	<b>UCL</b>	\$348



Legs and Supports for Avenir Universal Systems Worksurfaces, continued

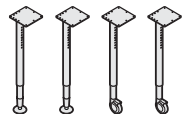
SIN 711.1

**Adjustable-Height Legs**

*Tip: Corner worksurfaces require a leg in the back corner. Be sure to order fifth leg if specifying a package of four.*

*Tip: See Worksurface and Leg Combinations page for number of legs required per worksurface.*  
 ▶ See Avenir Specification Guide.

*Tip: Height dimensions listed include the thickness of a worksurface.*



Standard Includes		Required to Specify
<ul style="list-style-type: none"> <li>• Worksurface legs: paint</li> <li>• Glides, if selected: paint to match legs</li> <li>• Locking casters, if selected: paint to match legs</li> <li>• Attachment hardware</li> </ul>		1 Style number 2 Paint color number for leg 3 Options, if selected (see below) ▶ See <i>Surface Materials</i> , page 267.

Options	Price	Required to Specify
<b>Surface Materials</b> <ul style="list-style-type: none"> <li>• Paint price group 1</li> <li>• Paint price group 2</li> </ul>	No cost +\$19 per leg	Specify paint color number. Specify paint color number.

**Specification Information**

• Planning Height	• Style Number	• Base Price	• Planning Height	• Style Number	• Base Price
-------------------	----------------	--------------	-------------------	----------------	--------------

**Adjustable-Height Leg with Glide**

25<sup>1</sup>/<sub>2</sub>"–31<sup>1</sup>/<sub>2</sub>" **UADJ** \$176

**Package of Four Adjustable-Height Legs with Glides**

25<sup>1</sup>/<sub>2</sub>"–31<sup>1</sup>/<sub>2</sub>" **UADJ4** \$704

**Adjustable-Height Leg with Caster**

25<sup>1</sup>/<sub>2</sub>"–31<sup>1</sup>/<sub>2</sub>" **UADJC** \$197

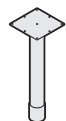
**Package of Four Adjustable-Height Legs with Casters**

25<sup>1</sup>/<sub>2</sub>"–31<sup>1</sup>/<sub>2</sub>" **UADJ4C** \$788

**Package of Four Adjustable-Height Legs with Two Glides and Two Casters**

25<sup>1</sup>/<sub>2</sub>"–31<sup>1</sup>/<sub>2</sub>" **UADJ4M** \$746

**Adjustable Column**



*Tip: Adjustable column has a different aesthetic than post legs (round vs. elliptical). Adjustable column can be used as column support in applications without post legs.*

*Tip: Height dimension listed is nominal and includes the thickness of a worksurface.*

Standard Includes		Required to Specify
<ul style="list-style-type: none"> <li>• Column: paint</li> <li>• Attachment hardware</li> </ul>		1 Style number 2 Paint color number for column ▶ See <i>Surface Materials</i> , page 267.

**Specification Information**

• Planning Height	• Style Number	• Price
-------------------	----------------	---------

28<sup>1</sup>/<sub>2</sub>" **UCOL** \$249

28<sup>1</sup>/<sub>2</sub>"–31<sup>5</sup>/<sub>8</sub>" **UADJCOL** \$307

---

# Specifying Avenir Worksurfaces

► For more detailed product information, see the *Avenir Specification Guide* or consult your Steelcase dealer.

## **1½"-Thick Panel-Supported Worksurfaces**

18"D Rectangular Worksurfaces (SIN 711.1)	<b>190</b>
24"D Rectangular Worksurfaces (SIN 711.1)	<b>191</b>
30"D Rectangular Worksurfaces (SIN 711.1)	<b>192</b>
Corner Worksurfaces (SIN 711.1)	<b>193</b>
Corner Split-Top Worksurface (SIN 711.1)	<b>194</b>
Corner Worksurface with Adjustable Keyboard Shelf (SIN 711.1)	<b>195</b>
Panel-Supported Radius-End Tables (SIN 711.1)	<b>196</b>
Freestanding Corner Worksurfaces (SIN 711.1)	<b>198</b>
Transaction Worksurfaces (SIN 711.1)	<b>200</b>

## **Curvilinear Worksurfaces**

Corner Curvilinear Worksurfaces (SIN 711.1)	<b>201</b>
Corner Split-Top Curvilinear Worksurface (SIN 711.1)	<b>202</b>
Extended Corner Curvilinear Worksurfaces (SIN 711.1)	<b>204</b>
Straight Worksurfaces (SIN 711.1)	<b>206</b>
Transitional Curvilinear Worksurfaces (SIN 711.1)	<b>208</b>
Jetty Curvilinear Worksurfaces (SIN 711.1)	<b>209</b>
Visitor Curvilinear Worksurfaces (SIN 711.1)	<b>210</b>
Linking Curvilinear Worksurfaces (SIN 711.1)	<b>211</b>
Spanner Curvilinear Worksurfaces (SIN 711.1)	<b>212</b>

## **Worksurface Supports and Brackets (SIN 711.1)** **213**

### **Freestanding Worksurfaces**

Desks (SIN 711.1)	<b>220</b>
Returns (SIN 711.1)	<b>232</b>
24"D Bridges (SIN 711.1)	<b>236</b>
Radius-End Tables (SIN 711.1)	<b>237</b>
Credenzas (SIN 711.1)	<b>240</b>

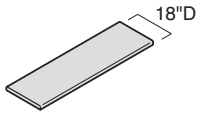
### **Worksurface Wiring and Cabling (SIN 711.1)** **244**

### **Worksurface Accessories (SIN 711.1)** **249**

# 18"D Rectangular Worksurfaces

1 1/2" Thick

SIN 711.1



Standard Includes	Required to Specify
<ul style="list-style-type: none"> <li>• Worksurface: laminate</li> <li>• Radius-edge front and back with self-edge sides</li> <li>• Side edges: plastic default</li> </ul>	<ul style="list-style-type: none"> <li>1 Style number</li> <li>2 Laminate color number for worksurface</li> <li>3 Options, if selected (see below)</li> <li>▶ See <i>Surface Materials</i>, page 267.</li> </ul>

Options	Price	Required to Specify
<b>Surface Materials</b> <ul style="list-style-type: none"> <li>• Open line laminate</li> <li>• Wood</li> <li>• Customiz stain on wood</li> <li>• Full-fill finish on wood</li> </ul>	<ul style="list-style-type: none"> <li>+\$64 plus cost of laminate</li> <li>Prices below</li> <li>No cost</li> <li>+\$26</li> </ul>	<ul style="list-style-type: none"> <li>▶ See <i>Surface Materials Reference Manual</i>.</li> <li>Select wood color number. Specify with <i>Customiz stain</i>.</li> <li>▶ See <i>Surface Materials Reference Manual</i>. Specify with <i>full-fill finish</i> and select wood color number.</li> <li>▶ See <i>Surface Materials Reference Manual</i>.</li> </ul>
<b>Grommets</b> <ul style="list-style-type: none"> <li>• Available on all 18"D worksurfaces</li> <li>• Additional locations available on 42"W or 48"W worksurfaces only</li> </ul>	<ul style="list-style-type: none"> <li>+\$33 each</li> <li>+\$33 each</li> </ul>	<ul style="list-style-type: none"> <li>Back center: <i>CWBC</i> and plastic color number</li> <li>Back left: <i>CWBL</i> and plastic color number</li> <li>Back right: <i>CWBR</i> and plastic color number</li> <li>▶ See <i>Surface Materials</i>, page 267</li> </ul>
<b>Related Products</b> <ul style="list-style-type: none"> <li>• Worksurface supports and brackets</li> <li>• Worksurface wiring and cabling</li> <li>• Worksurface accessories</li> <li>• Pedestals</li> <li>• Storage accessories</li> </ul>		<ul style="list-style-type: none"> <li>▶ Page 213</li> <li>▶ Page 244</li> <li>▶ Page 249</li> <li>▶ Pages 252–259</li> <li>▶ Page 260</li> </ul>

## Specification Information

• Dimensions		• Style	• Base	• Option
D	W	Number	Price	(Add \$ to Base Price)
18"	30"	<b>PWR3018</b>	\$201	+\$252
18"	36"	<b>PWR3618</b>	\$214	+\$284
18"	42"	<b>PWR4218</b>	\$232	+\$279
18"	48"	<b>PWR4818</b>	\$276	+\$324
:	:	:	:	Wood

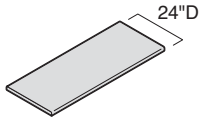
**Wood**

Wood option available 90 days ARO (after receipt of order) only.

# 24"D Rectangular Worksurfaces

1½" Thick

SIN 711.1



Standard Includes	Required to Specify
-------------------	---------------------

<ul style="list-style-type: none"> <li>• Worksurface: laminate</li> <li>• Radius-edge front and back</li> <li>• Side edges: plastic default</li> <li>• Center support on 66¼"W and 72¼"W worksurfaces: black paint only</li> </ul>	<ul style="list-style-type: none"> <li>1 Style number</li> <li>2 Laminate color number for worksurface</li> <li>3 Options, if selected (see below)</li> <li>▶ See <i>Surface Materials</i>, page 267.</li> </ul>
--	--

Options	Price	Required to Specify
---------	-------	---------------------

<b>Surface Materials</b> <ul style="list-style-type: none"> <li>• <b>Worksurface</b></li> <li>• Open line laminate</li> <li>• Wood</li> <li>• Customiz stain on wood</li> <li>• Full-fill finish on wood</li> </ul>	<ul style="list-style-type: none"> <li>+\$64 plus cost of laminate</li> <li>Prices below</li> <li>No cost</li> <li>Prices below</li> </ul>	<ul style="list-style-type: none"> <li>▶ See <i>Surface Materials Reference Manual</i>.</li> <li>Select wood color number. Specify with <i>Customiz stain</i>.</li> <li>▶ See <i>Surface Materials Reference Manual</i>.</li> <li>Specify with <i>full-fill finish</i> and select wood color number.</li> <li>▶ See <i>Surface Materials Reference Manual</i>.</li> </ul>
--	--	---

Tip: Center drawer and pedestals will block access to all grommets.

<b>Grommets</b> <ul style="list-style-type: none"> <li>• Available on all 24"D worksurfaces</li> </ul>	+\$33 each	<ul style="list-style-type: none"> <li>Back center: <i>CWBC</i> and plastic color number</li> <li>Front center: <i>CWFC</i> and plastic color number</li> <li>Keyboard: <i>CWKB</i> and plastic color number</li> </ul>
<ul style="list-style-type: none"> <li>• Additional locations available on 42"W or wider worksurfaces only</li> </ul>	+\$33 each	<ul style="list-style-type: none"> <li>Back left: <i>CWBL</i> and plastic color number</li> <li>Back right: <i>CWBR</i> and plastic color number</li> <li>Front left: <i>CWFL</i> and plastic color number</li> <li>Front right: <i>CWFR</i> and plastic color number</li> </ul>
<ul style="list-style-type: none"> <li>• Additional locations available on 60"W or wider worksurfaces only</li> </ul>	+\$33 each	<ul style="list-style-type: none"> <li>Middle left: <i>CWML</i> and plastic color number</li> <li>Middle right: <i>CWMR</i> and plastic color number</li> </ul>

<b>Related Products</b> <ul style="list-style-type: none"> <li>• Worksurface supports and brackets</li> <li>• Worksurface wiring and cabling</li> <li>• Worksurface accessories</li> <li>• Pedestals</li> <li>• Storage accessories</li> </ul>	<ul style="list-style-type: none"> <li>▶ Page 213</li> <li>▶ Page 244</li> <li>▶ Page 249</li> <li>▶ Pages 252–259</li> <li>▶ Page 260</li> </ul>
---	---

### Specification Information

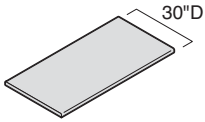
• Dimensions		• Style Number	• Base Price	• Options (Add \$ to Base Price)	
D	W			Wood	Full-Fill Finish on Wood
24"	24"	<b>PWR2424</b>	\$205	+\$272	+\$298
24"	30"	<b>PWR3024</b>	\$220	+\$252	+\$278
24"	36"	<b>PWR3624</b>	\$232	+\$284	+\$310
24"	42"	<b>PWR4224</b>	\$252	+\$279	+\$323
24"	48"	<b>PWR4824</b>	\$297	+\$324	+\$368
24"	54¼"	<b>PWR5424</b>	\$318	+\$279	+\$323
24"	60⅞/32"	<b>PWR6024</b>	\$341	+\$367	+\$411
24"	66⅞/32"	<b>PWR6624</b>	\$379	+\$367	+\$431
24"	72⅞/32"	<b>PWR7224</b>	\$405	+\$367	+\$431

**Wood**  
 Wood option available 90 days ARO (after receipt of order) only.

# 30"D Rectangular Worksurfaces

1 1/2" Thick

SIN 711.1



Standard Includes	Required to Specify
-------------------	---------------------

<ul style="list-style-type: none"> <li>• Worksurface: laminate</li> <li>• Radius-edge front and back with self-edge sides</li> <li>• Side edges: plastic default</li> <li>• Center support on 66 1/4"W and 72 1/4"W worksurfaces: black paint only</li> </ul>	<ul style="list-style-type: none"> <li>1 Style number</li> <li>2 Laminate color number for worksurface</li> <li>3 Options, if selected (see below)</li> <li>▶ See <i>Surface Materials</i>, page 267.</li> </ul>
---	--

Options	Price	Required to Specify
---------	-------	---------------------

<b>Surface Materials</b> <ul style="list-style-type: none"> <li>• Open line laminate</li> <li>• Wood</li> <li>• Customiz stain on wood</li> <li>• Full-fill finish on wood</li> </ul>	<ul style="list-style-type: none"> <li>+\$64 plus cost of laminate</li> <li>Prices below</li> <li>No cost</li> <li>Prices below</li> </ul>	<ul style="list-style-type: none"> <li>▶ See <i>Surface Materials Reference Manual</i>.</li> <li>Select wood color number. Specify with <i>Customiz stain</i>.</li> <li>▶ See <i>Surface Materials Reference Manual</i>.</li> <li>Specify with <i>full-fill finish</i> and select wood color number.</li> <li>▶ See <i>Surface Materials Reference Manual</i>.</li> </ul>
--	--	---

<b>Grommets</b> <ul style="list-style-type: none"> <li>• Available on all 30"D worksurfaces</li> </ul>	+\$33 each	<ul style="list-style-type: none"> <li>Back center: <i>CWBC</i> and plastic color number</li> <li>Front center: <i>CWFC</i> and plastic color number</li> <li>Keyboard: <i>CWKB</i> and plastic color number</li> </ul>
<ul style="list-style-type: none"> <li>• Additional locations available on 42"W or wider worksurfaces only</li> </ul>	+\$33 each	<ul style="list-style-type: none"> <li>Back left: <i>CWBL</i> and plastic color number</li> <li>Back right: <i>CWBR</i> and plastic color number</li> <li>Front left: <i>CWFL</i> and plastic color number</li> <li>Front right: <i>CWFR</i> and plastic color number</li> </ul>
<ul style="list-style-type: none"> <li>• Additional locations available on 60"W or wider worksurfaces only</li> </ul>	+\$33 each	<ul style="list-style-type: none"> <li>Middle left: <i>CWML</i> and plastic color number</li> <li>Middle right: <i>CWMR</i> and plastic color number</li> </ul> ▶ See <i>Surface Materials</i> , page 267.

<b>Related Products</b> <ul style="list-style-type: none"> <li>• Worksurface supports and brackets</li> <li>• Worksurface wiring and cabling</li> <li>• Worksurface accessories</li> <li>• Pedestals</li> <li>• Storage accessories</li> </ul>	<ul style="list-style-type: none"> <li>▶ Page 213</li> <li>▶ Page 244</li> <li>▶ Page 249</li> <li>▶ Pages 252–259</li> <li>▶ Page 260</li> </ul>
---	---

Tip: Center drawer and pedestals will block access to all grommets.

Tip: Use cantilever to support only one end of a 30"D worksurface. Use a side support, end panel, clear-access end panel, or a pedestal to support the opposite end.

### Specification Information

• Dimensions		• Style Number	• Base Price	• Options (Add \$ to Base Price)	
D	W			Full-Fill Finish on Wood	Wood
30"	30"	<b>PWR3030</b>	\$302	+\$252	+\$296
30"	36"	<b>PWR3630</b>	\$321	+\$284	+\$328
30"	42"	<b>PWR4230</b>	\$341	+\$279	+\$323
30"	48"	<b>PWR4830</b>	\$387	+\$324	+\$368
30"	54 1/4"	<b>PWR5430</b>	\$412	+\$279	+\$343
30"	60 9/32"	<b>PWR6030</b>	\$436	+\$367	+\$431
30"	66 9/32"	<b>PWR6630</b>	\$477	+\$367	+\$431
30"	72 9/32"	<b>PWR7230</b>	\$522	+\$367	+\$431

**Wood**

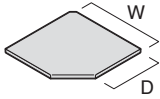
Wood option available 90 days ARO (after receipt of order) only.



# Corner Worksurfaces

1 1/2" Thick

SIN 711.1



Standard Includes	Required to Specify
<ul style="list-style-type: none"> <li>• Worksurface: laminate</li> <li>• Radius-edge front and back with self-edge sides</li> <li>• Rear corner support: black paint only</li> <li>• Side edges: plastic default</li> </ul>	<ul style="list-style-type: none"> <li>1 Style number</li> <li>2 Laminate color number for worksurface</li> <li>3 Options, if selected (see below)</li> <li>▶ See <i>Surface Materials</i>, page 267.</li> </ul>

Surface Materials	Options	Price	Required to Specify
	<b>Worksurface</b> <ul style="list-style-type: none"> <li>• Open line laminate</li> </ul>	+\$ 64 plus cost of laminate	▶ See <i>Surface Materials Reference Manual</i> .
	<ul style="list-style-type: none"> <li>• Wood</li> <li>• Customiz stain on wood</li> </ul>	+\$233 No cost	Select wood color number. Specify with <i>Customiz stain</i> .
	<ul style="list-style-type: none"> <li>• Full-fill finish on wood</li> </ul>	+\$ 44	▶ See <i>Surface Materials Reference Manual</i> . Specify with <i>full-fill finish</i> and select wood color number.
	<b>Grommets</b> <ul style="list-style-type: none"> <li>• Available on all corner worksurfaces</li> </ul>	+\$ 33 each	Back center: <i>CWBC</i> and plastic color number
	<ul style="list-style-type: none"> <li>• Only on corner worksurface with front edge more than 25"W</li> </ul>	+\$ 33 each	Keyboard: <i>CWKB</i> and plastic color number ▶ See <i>Surface Materials</i> , page 267.

## Specification Information

Dimensions	Style	Base
D    W	Number	Price

### With 8 13/16" Front

24"	30 1/4"	<b>PCWR90N24</b>	\$364
30"	36 1/4"	<b>PCWR90N30</b>	\$451
:	:	:	:

### With 17 5/16" Front

24"	36 1/4"	<b>PCWR90M24</b>	\$404
30"	42 1/4"	<b>PCWR90W30</b>	\$491
:	:	:	:

### With 25 13/16" Front

24"	42 1/4"	<b>PCWR90W24</b>	\$446
30"	48 1/4"	<b>PCWR3048</b>	\$554
:	:	:	:

### With 34 1/4" Front

24"	48 1/4"	<b>PCWR2448</b>	\$502
:	:	:	:

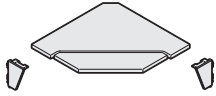
#### Wood

Wood option available 90 days ARO (after receipt of order) only.

# Corner Split-Top Worksurface

1 1/2" Thick

SIN 711.1



Standard Includes	Required to Specify
<ul style="list-style-type: none"> <li>• Worksurface: laminate or wood</li> <li>• Radius-edge front and back with self-edge sides</li> <li>• Rear corner support: black paint only</li> <li>• Monitor surface front edge and sides: plastic self-edge laminate</li> <li>• Monitor surface rear and keyboard surface front edge: radius laminate</li> <li>• Shelf adjustment mechanism: black paint only</li> <li>• Two cantilevers: all paint price groups</li> </ul>	<ol style="list-style-type: none"> <li>1 Style number</li> <li>2 Laminate color number for worksurface</li> <li>3 Paint color number for cantilevers</li> <li>4 Options, if selected (see below)</li> </ol> <p>▶ See <i>Surface Materials</i>, page 267.</p>

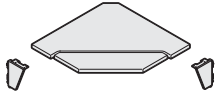
Options	Price	Required to Specify
<p><b>Surface Materials</b></p> <p><b>Worksurface</b></p> <ul style="list-style-type: none"> <li>• Open line laminate</li> <li>• Wood</li> <li>• Customiz stain on wood</li> <li>• Full-fill finish</li> </ul>	<p>+\$ 64 plus cost of laminate</p> <p>+\$241 No cost</p> <p>+\$ 44</p>	<p>▶ See <i>Surface Materials Reference Manual</i>.</p> <p>Select wood color number. Specify with <i>Customiz stain</i>.</p> <p>▶ See <i>Surface Materials Reference Manual</i>. Specify with <i>full-fill finish</i> and select wood color number.</p> <p>▶ See <i>Surface Materials</i>, page 267.</p>
<p><b>Grommets</b></p> <ul style="list-style-type: none"> <li>• Available on corner worksurface</li> </ul>	<p>+\$ 33 each</p>	<p>Back center: <i>CWBC</i> and plastic color number</p> <p>▶ See <i>Surface Materials</i>, page 267.</p>

Specification Information			
• Dimensions		• Style Number	• Base Price
D	W		
24"	48"	<b>PCWR9W248ST</b>	\$1579

# Corner Split-Top Worksurface

1 1/2" Thick

SIN 711.1



Standard Includes	Required to Specify
-------------------	---------------------

- Worksurface: laminate or wood
- Radius-edge front and back with self-edge sides
- Rear corner support: black paint only
- Monitor surface front edge and sides: plastic self-edge laminate
- Monitor surface rear and keyboard surface front edge: radius laminate
- Shelf adjustment mechanism: black paint only
- Two cantilevers: all paint price groups

- 1 Style number
  - 2 Laminate color number for worksurface
  - 3 Paint color number for cantilevers
  - 4 Options, if selected (see below)
- ▶ See *Surface Materials*, page 267.

Options	Price	Required to Specify
---------	-------	---------------------

<b>Surface Materials</b>	<b>Worksurface</b>		
	• Open line laminate	+\$ 64 plus cost of laminate	▶ See <i>Surface Materials Reference Manual</i> .
	• Wood	+\$241	Select wood color number.
	• Customiz stain on wood	No cost	▶ See <i>Surface Materials Reference Manual</i> .
	• Full-fill finish	+\$ 44	▶ Specify with <i>full-fill finish</i> and select wood color number.
<b>Grommets</b>	• Available on corner worksurface	+\$ 33 each	Back center: <i>CWBC</i> and plastic color number. ▶ See <i>Surface Materials</i> , page 267.

### Specification Information

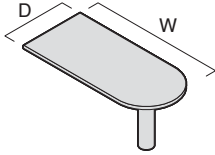
• Dimensions		• Style Number	• Base Price
D	W		
24 1/4"	42"	<b>PCWR90W24ST</b>	\$1187

# Panel-Supported Radius-End Tables

1 1/2" Thick

SIN 711.1

## Panel-Supported Radius-End Tables with Laminate Worksurface

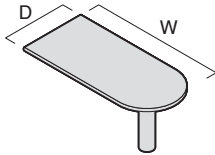


Standard Includes	Required to Specify
<ul style="list-style-type: none"> <li>• Worksurface: laminate</li> <li>• Worksurface edge: plastic on exposed portion and on straight edge</li> <li>• Height-adjustable column support: all paint price groups</li> <li>• Locking side support: black paint only</li> </ul>	<ol style="list-style-type: none"> <li>1 Style number</li> <li>2 Laminate color number for worksurface</li> <li>3 Plastic color number for plastic worksurface edge</li> <li>4 Paint color number for column support</li> <li>5 Options, if selected (see below)</li> </ol> <p>▶ See <i>Surface Materials</i>, page 267.</p>

Options	Price	Required to Specify
<b>Surface Materials</b> <ul style="list-style-type: none"> <li>• <b>Worksurface</b></li> <li>• Open line laminate</li> </ul>	+\$ 64 plus cost of laminate	▶ See <i>Surface Materials Reference Manual</i> .
<ul style="list-style-type: none"> <li>• <b>Column support</b></li> <li>• Polished Chrome</li> </ul>	+\$106	Specify with 9201 Polished Chrome column.
<b>Grommets</b> <ul style="list-style-type: none"> <li>• Available on 30"D and 36"D worksurfaces</li> </ul>	+\$ 33	<ul style="list-style-type: none"> <li>▶ Back left: <i>CWBL</i> and plastic color number.</li> <li>▶ Back right: <i>CWBR</i> and plastic color number.</li> </ul>
<b>Related Products</b> <ul style="list-style-type: none"> <li>• Worksurface supports and brackets</li> <li>• Worksurface wiring and cabling</li> <li>• Worksurface accessories</li> <li>• Mobile pedestals</li> </ul>		<ul style="list-style-type: none"> <li>▶ Page 213</li> <li>▶ Page 244</li> <li>▶ Page 249</li> <li>▶ Pages 254 and 258</li> </ul>

Specification Information			
• Dimensions	• Style	• Base	
D    W	Number	Price	
30"    60"	<b>MPT6030</b>	\$1005	
30"    66"	<b>MPT6630</b>	\$1019	
30"    72"	<b>MPT7230</b>	\$1032	
36"    60"	<b>MPT6036</b>	\$1112	
36"    66"	<b>MPT6636</b>	\$1127	
36"    72"	<b>MPT7236</b>	\$1139	
:	:	:	

**Panel-Supported Radius-End Tables with Wood Worksurface**



Standard Includes	Required to Specify
-------------------	---------------------

- Worksurface: wood
- Worksurface edge: wood on exposed portion
- Height-adjustable column support: all paint price groups
- Locking side support: black paint only

- 1 Style number
  - 2 Wood color number for worksurface and worksurface edge
  - 3 Paint color number for column support
  - 4 Options, if selected (see below)
- ▶ See *Surface Materials*, page 267.

Options	Price	Required to Specify
---------	-------	---------------------

<b>Surface Materials</b>	<b>Worksurface</b>		
	<ul style="list-style-type: none"> <li>• Customiz stain on wood</li> <li>• Full-fill finish</li> </ul>	<p>No cost</p> <p>+\$ 90</p>	<p>Specify with <i>Customiz stain</i>.</p> <p>▶ See <i>Surface Materials Reference Manual</i>. Specify with <i>full-fill finish</i> and select wood color number.</p> <p>▶ See <i>Surface Materials Reference Manual</i>.</p>
	<b>Column support</b>		
	<ul style="list-style-type: none"> <li>• Polished Chrome</li> </ul>	+\$106	Specify with <i>9201 Polished Chrome column</i> .
<b>Grommets</b>	<ul style="list-style-type: none"> <li>• Available on 30"D and 36"D worksurfaces</li> </ul>	+\$ 33	<p>▶ Back left: <i>CWBL</i> and plastic color number.</p> <p>▶ Back right: <i>CWBR</i> and plastic color number.</p>
<b>Related Products</b>	<ul style="list-style-type: none"> <li>• Worksurface supports and brackets</li> <li>• Worksurface wiring and cabling</li> <li>• Worksurface accessories</li> <li>• Mobile pedestals</li> </ul>		<p>▶ Page 213</p> <p>▶ Page 244</p> <p>▶ Page 249</p> <p>▶ Pages 254 and 258</p>

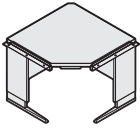
Specification Information			
• Dimensions		• Style Number	• Base Price
D	W		

30"	60"	<b>MWPT6030</b>	\$1404
30"	66"	<b>MWPT6630</b>	\$1420
30"	72"	<b>MWPT7230</b>	\$1432
:	:	:	:

# Freestanding Corner Worksurfaces

1 1/2" Thick

SIN 711.1

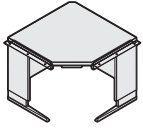


Tip: Freestanding corner worksurfaces must be used in conjunction with adjacent 1 1/2" thick worksurfaces on one or both sides. The adjacent worksurfaces must be floor supported with a pedestal at the opposite end and cannot be more than 60"W.

Standard Includes	Required to Specify
<ul style="list-style-type: none"> <li>• Worksurface: laminate</li> <li>• Radius-edge front and back with self-edge sides</li> <li>• Side and back edges: plastic default</li> <li>• Back panel, two clear-access end panels with brackets, and center support: paint price group 1</li> <li>• Left and right shared support bracket(s): black paint only</li> </ul>	<ol style="list-style-type: none"> <li>1 Style number</li> <li>2 Laminate color number for worksurface</li> <li>3 Paint color number for back panel, clear access end panel, and center support</li> <li>4 Options, if selected (see below)</li> </ol> <p>▶ See <i>Surface Materials</i>, page 267.</p>

Options	Price	Required to Specify
<p><b>Surface Materials</b></p> <p><b>Worksurface</b></p> <ul style="list-style-type: none"> <li>• Open Line laminate</li> <li>• Wood</li> <li>• Customiz stain on wood</li> <li>• Full-fill finish</li> </ul>	<ul style="list-style-type: none"> <li>+\$ 64 plus cost of laminate</li> <li>+\$272</li> <li>No cost</li> <li>+\$ 32</li> </ul>	<p>▶ See <i>Surface Materials Reference Manual</i>.</p> <p>Select wood color number. Specify with <i>Customiz stain</i>.</p> <p>▶ See <i>Surface Materials Reference Manual</i>. Specify with <i>full-fill finish</i> and select wood color number.</p> <p>▶ See <i>Surface Materials</i>, page 267.</p>
<p><b>Back panel and clear-access end panels</b></p> <ul style="list-style-type: none"> <li>• Paint price group 1</li> <li>• Paint price group 2</li> <li>• Paint price group 3</li> </ul>		
<p><b>Clear-Access End Panel with Bracket</b></p> <ul style="list-style-type: none"> <li>• Clear-access end panel with bracket on right and without bracket on left.</li> <li>• Clear-access end panel with bracket on left and without bracket on right.</li> </ul>	<ul style="list-style-type: none"> <li>No cost</li> <li>No cost</li> </ul>	<p>Specify paint color number.</p> <p>Specify paint color number.</p> <p>Specify paint color number.</p> <p>Specify with <i>bracket right</i>.</p> <p>Specify with <i>bracket left</i>.</p>
<p><b>Grommets</b></p> <ul style="list-style-type: none"> <li>• Available on all worksurfaces</li> <li>• Only on worksurfaces with front edge more than 25"W</li> </ul>	<ul style="list-style-type: none"> <li>+\$ 33 each</li> <li>+\$ 33 each</li> </ul>	<p>Back center: <i>CWBC</i> and plastic color number</p> <p>Keyboard: <i>CWKB</i> and plastic color number</p> <p>▶ See <i>Surface Materials</i>, page 267.</p>

SIN 711.1



**Specification Information**

Dimensions		Style Number	Base Price
D	W		

**With 8<sup>13</sup>/<sub>16</sub>"W Front Edge**

30"	36 <sup>1</sup> / <sub>4</sub> "	<b>PCWR3036F</b>	\$1812
-----	----------------------------------	------------------	--------

**With 17<sup>5</sup>/<sub>16</sub>"W Front Edge**

24"	36 <sup>1</sup> / <sub>4</sub> "	<b>PCWR2436F</b>	\$1716
30"	42 <sup>1</sup> / <sub>4</sub> "	<b>PCWR3042F</b>	\$1918

**With 25<sup>13</sup>/<sub>16</sub>"W Front Edge**

24"	42 <sup>1</sup> / <sub>4</sub> "	<b>PCWR2442F</b>	\$1768
-----	----------------------------------	------------------	--------

**With 34<sup>1</sup>/<sub>4</sub>"W Front Edge**

24"	48 <sup>1</sup> / <sub>4</sub> "	<b>PCWR2448F</b>	\$1886
-----	----------------------------------	------------------	--------

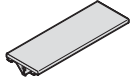
**With 25<sup>13</sup>/<sub>16</sub>"W Front Edge**

30"	48 <sup>1</sup> / <sub>4</sub> "	<b>PCWR3048F</b>	\$2061
-----	----------------------------------	------------------	--------

# Transaction Worksurfaces

1 1/2"-Thick

SIN 711.1



Tip: Transaction work-surfaces can only be used with 41"H panels.

Tip: Support brackets allow transaction worksurfaces to be attached to low or medium top caps.

Standard Includes	Required to Specify
<ul style="list-style-type: none"> <li>• Worksurface: laminate</li> <li>• Front and back worksurface edge: plastic T-mold</li> <li>• Side edges: plastic square edge</li> <li>• Support brackets for use with medium top cap: all paint price groups</li> </ul>	<ol style="list-style-type: none"> <li>1 Style number</li> <li>2 Laminate color number for worksurface</li> <li>3 Plastic color number for transaction worksurface edge</li> <li>4 Paint color number for support brackets</li> <li>5 Options, if selected (see below)</li> </ol> <p>▶ See <i>Surface Materials</i>, page 267.</p>

Options	Price	Required to Specify
<b>Surface Materials</b> <ul style="list-style-type: none"> <li>• Open Line laminate</li> </ul>	+\$64 plus cost of laminate	▶ See <i>Surface Materials Reference Manual</i> .
<b>Support Brackets</b> <ul style="list-style-type: none"> <li>• For use with low top cap</li> </ul>	No cost	Replace suffix <b>M</b> in style number with <b>L</b> . Example: MTWS3017L

Specification Information			
• Dimensions	• Style	• Base	
D    W	Number	Price	

## Straight Transaction Worksurfaces

16 5/8"	30 1/4"	<b>MTWS3017M</b>	\$349
16 5/8"	36 1/4"	<b>MTWS3617M</b>	\$376
16 5/8"	42 1/4"	<b>MTWS4217M</b>	\$405
16 5/8"	48 1/4"	<b>MTWS4817M</b>	\$432
16 5/8"	60 15/32"	<b>MTWS6017M</b>	\$468



# Corner Curvilinear Worksurfaces

1 1/2"-Thick

SIN 711.1



### Standard Includes

- Worksurface: laminate
- Radius-edge T-mold on user's side: plastic
- Side and back edges: plastic square edge
- Rear corner bracket: black paint only
- Cable scallops centered on the width edges

### Required to Specify

- 1 Style number
  - 2 Laminate color number for worksurface
  - 3 Plastic color number for T-mold edge
  - 4 Options, if selected (see below)
- ▶ See *Surface Materials*, page 267.

### Options

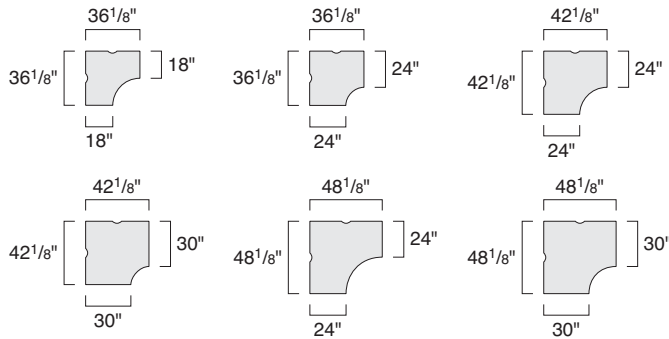
Surface Materials	Worksurface	Price	Required to Specify
	• Open line laminate	+\$64 plus cost of laminate	▶ See <i>Surface Materials Reference Manual</i> .

Related Products		
	• Worksurface supports and brackets	▶ Page 213
	• Worksurface wiring and cabling	▶ Page 244
	• Worksurface accessories	▶ Page 249
	• Storage accessories	▶ Page 260

### Specification Information

Dimensions			Style Number	Base Price
D	W	Radius		
18"	36 1/8"	18"	<b>PCWRC3618</b>	\$321
24"	36 1/8"	12"	<b>PCWRC3624</b>	\$442
24"	42 1/8"	18"	<b>PCWRC4224</b>	\$485
24"	48 1/8"	18"	<b>PCWRC4824</b>	\$541
30"	42 1/8"	12"	<b>PCWRC4230</b>	\$530
30"	48 1/8"	18"	<b>PCWRC4830</b>	\$593
:	:	:	:	:

### Corner Curved-Edge Worksurfaces



# Corner Split-Top Curvilinear Worksurfaces

1 1/2" Thick

SIN 711.1



Standard Includes	Required to Specify
<ul style="list-style-type: none"> <li>• Worksurface: laminate</li> <li>• Monitor surface: Plastic square edge default, all sides</li> <li>• Keyboard surface front edge: radius edge T-mold, plastic square edge default sides and rear</li> <li>• Rear corner bracket: black paint only</li> <li>• Cable scallops centered on the width edges</li> <li>• Two cantilevers: all paint price groups</li> </ul>	<ol style="list-style-type: none"> <li>1 Style number</li> <li>2 Laminate color number for worksurface</li> <li>3 Plastic color number for T-mold edge</li> <li>4 Paint color number for cantilevers</li> <li>5 Options, if selected (see below)</li> </ol> <p>▶ See <i>Surface Materials</i>, page 267.</p>

Options	Price	Required to Specify
<b>Surface Materials</b> <b>Worksurface</b> <ul style="list-style-type: none"> <li>• Open line laminate</li> </ul>	+\$64 plus cost of laminate	▶ See <i>Surface Materials Reference Manual</i> .

Specification Information			
• Dimensions		• Style	• Base
D	W	Number	Price
24"	42 1/8"	<b>PCWRC4224ST</b>	\$1014
24"	48 1/8"	<b>PCWRC4824ST</b>	\$1185

**SIN 711.1**

# Extended Corner Curvilinear Worksurfaces

1 1/2" Thick

SIN 711.1

*Tip: Not all curvilinear worksurface installations can be panel wrapped.*

Standard Includes	Required to Specify
<ul style="list-style-type: none"> <li>• Worksurface: laminate</li> <li>• Radius-edge T-mold on user's side: plastic</li> <li>• Side and back edges: plastic square edge default</li> <li>• Rear corner bracket: black paint only</li> <li>• Cable scallops centered on the width edges</li> <li>• Cable scallop(s) on the length edges</li> <li>• Center support on 72"W worksurfaces: black paint only</li> </ul>	<ul style="list-style-type: none"> <li>1 Style number</li> <li>2 Laminate color number for worksurface</li> <li>3 Plastic color number for T-mold edge</li> <li>4 Options, if selected (see below)</li> <li>▶ See <i>Surface Materials</i>, page 267.</li> </ul>

Options	Price	Required to Specify
<b>Surface Materials</b> <ul style="list-style-type: none"> <li>• <b>Worksurface</b> Open line laminate</li> </ul>	+\$64 plus cost of laminate	▶ See <i>Surface Materials Reference Manual</i> .
<b>Related Products</b> <ul style="list-style-type: none"> <li>• Worksurface supports and brackets</li> <li>• Worksurface wiring and cabling</li> <li>• Worksurface accessories</li> <li>• Pedestals</li> <li>• Storage accessories</li> </ul>		<ul style="list-style-type: none"> <li>▶ Page 213</li> <li>▶ Page 244</li> <li>▶ Page 249</li> <li>▶ Pages 252–259</li> <li>▶ Page 260</li> </ul>

## Specification Information

• Dimensions					• Style Number	• Base Price
A	B	C	D	Radius		



### Left-Hand

24"	24"	60 11/32"	48 1/8"	18"	<b>PCWRL226048</b>	\$ 783
30"	30"	60 11/32"	48 1/8"	18"	<b>PCWRL336048</b>	\$ 863
24"	30"	60 11/32"	48 1/8"	18"	<b>PCWRL236048</b>	\$ 863
30"	24"	60 11/32"	48 1/8"	18"	<b>PCWRL326048</b>	\$ 863
24"	24"	72 11/32"	48 1/8"	18"	<b>PCWRL227248</b>	\$ 927
30"	30"	72 11/32"	48 1/8"	18"	<b>PCWRL337248</b>	\$1006
24"	30"	72 11/32"	48 1/8"	18"	<b>PCWRL237248</b>	\$1006
30"	24"	72 11/32"	48 1/8"	18"	<b>PCWRL327248</b>	\$1006

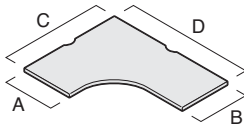
▶ **Specification Information, continued on next page**

SIN 711.1

► Specification Information, continued from previous page

**Specification Information**

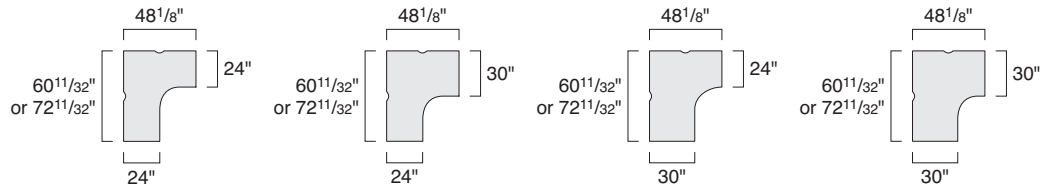
• Dimensions				• Radius	• Style • Number	• Base • Price
A	B	C	D			



**Right-Hand**

24"	24"	48 <sup>1</sup> / <sub>8</sub> "	60 <sup>11</sup> / <sub>32</sub> "	18"	<b>PCWRR224860</b>	\$ 783
30"	30"	48 <sup>1</sup> / <sub>8</sub> "	60 <sup>11</sup> / <sub>32</sub> "	18"	<b>PCWRR334860</b>	\$ 863
24"	30"	48 <sup>1</sup> / <sub>8</sub> "	60 <sup>11</sup> / <sub>32</sub> "	18"	<b>PCWRR234860</b>	\$ 863
30"	24"	48 <sup>1</sup> / <sub>8</sub> "	60 <sup>11</sup> / <sub>32</sub> "	18"	<b>PCWRR324860</b>	\$ 863
24"	24"	48 <sup>1</sup> / <sub>8</sub> "	72 <sup>11</sup> / <sub>32</sub> "	18"	<b>PCWRR224872</b>	\$ 927
30"	30"	48 <sup>1</sup> / <sub>8</sub> "	72 <sup>11</sup> / <sub>32</sub> "	18"	<b>PCWRR334872</b>	\$1006
24"	30"	48 <sup>1</sup> / <sub>8</sub> "	72 <sup>11</sup> / <sub>32</sub> "	18"	<b>PCWRR234872</b>	\$1006
30"	24"	48 <sup>1</sup> / <sub>8</sub> "	72 <sup>11</sup> / <sub>32</sub> "	18"	<b>PCWRR324872</b>	\$1006

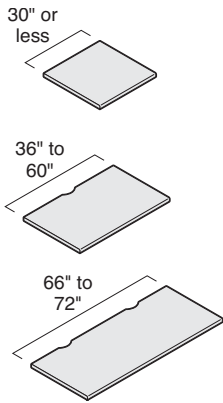
**Extended Corner Worksurfaces**



# Straight Worksurfaces

1 1/2" Thick, for Use with Curvilinear Worksurfaces Only

SIN 711.1



Tip: Not all curvilinear worksurface installations can be panel wrapped.

Standard Includes	Required to Specify
-------------------	---------------------

<ul style="list-style-type: none"> <li>• Worksurface: laminate</li> <li>• Radius-edge T-mold on user's side: plastic</li> <li>• Side and back edges: plastic square edge default</li> <li>• Center support on 66"W and 72"W worksurfaces: black paint only</li> <li>• Cable scallop(s) on worksurfaces that are 36"W or wider</li> </ul>	<ul style="list-style-type: none"> <li>1 Style number</li> <li>2 Laminate color number for worksurface</li> <li>3 Plastic color number for T-mold edge</li> <li>4 Options, if selected (see below)</li> <li>▶ See <i>Surface Materials</i>, page 267.</li> </ul>
--	--

Options	Price	Required to Specify
---------	-------	---------------------

<b>Surface Materials</b>	<b>Worksurface</b>	
	<ul style="list-style-type: none"> <li>• Open line laminate</li> </ul>	+\$64 plus cost of laminate ▶ See <i>Surface Materials Reference Manual</i> .

<b>Related Products</b>	<ul style="list-style-type: none"> <li>• Worksurface supports and brackets</li> <li>• Worksurface wiring and cabling</li> <li>• Worksurface accessories</li> <li>• Pedestals</li> <li>• Storage accessories</li> </ul>	<ul style="list-style-type: none"> <li>▶ Page 213</li> <li>▶ Page 244</li> <li>▶ Page 249</li> <li>▶ Pages 252–259</li> <li>▶ Page 260</li> </ul>
-------------------------	--	---

### Specification Information

Dimensions	Style	Base
D    W	Number	Price

#### 24"D Straight Worksurfaces

24"	24 1/8"	<b>PWRC2424</b>	\$205
24"	30 1/8"	<b>PWRC3024</b>	\$220
24"	36 1/8"	<b>PWRC3624</b>	\$232
24"	42 1/8"	<b>PWRC4224</b>	\$252
24"	48 1/8"	<b>PWRC4824</b>	\$297
24"	54 11/32"	<b>PWRC5424</b>	\$318
24"	60 11/32"	<b>PWRC6024</b>	\$341
24"	66 11/32"	<b>PWRC6624</b>	\$379
24"	72 11/32"	<b>PWRC7224</b>	\$424
:	:	:	:

▶ **Specification Information, continued on next page**

SIN 711.1

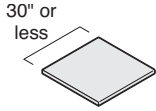
► Specification Information, continued from previous page

**Specification Information**

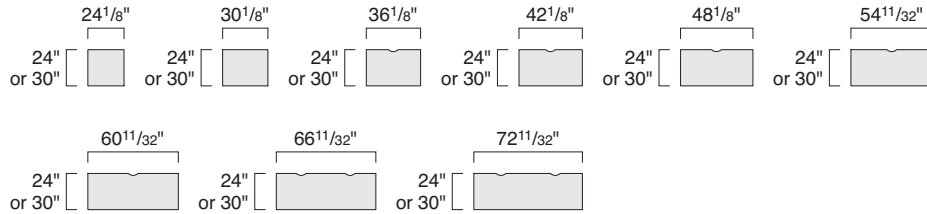
• Dimensions		• Style Number	• Base Price
D	W		

**30"D Straight Worksurfaces**

30"	24 <sup>1</sup> / <sub>8</sub> "	<b>PWRC2430</b>	\$284
30"	30 <sup>1</sup> / <sub>8</sub> "	<b>PWRC3030</b>	\$302
30"	36 <sup>1</sup> / <sub>8</sub> "	<b>PWRC3630</b>	\$321
30"	42 <sup>1</sup> / <sub>8</sub> "	<b>PWRC4230</b>	\$341
30"	48 <sup>1</sup> / <sub>8</sub> "	<b>PWRC4830</b>	\$387
30"	54 <sup>11</sup> / <sub>32</sub> "	<b>PWRC5430</b>	\$412
30"	60 <sup>11</sup> / <sub>32</sub> "	<b>PWRC6030</b>	\$436
30"	66 <sup>11</sup> / <sub>32</sub> "	<b>PWRC6630</b>	\$477
30"	72 <sup>11</sup> / <sub>32</sub> "	<b>PWRC7230</b>	\$522
:	:	:	:



**Straight Worksurfaces**



# Transitional Curvilinear Worksurfaces

1 1/2" Thick

SIN 711.1

*Tip: Not all curvilinear worksurface installations can be panel wrapped.*

Standard Includes	Required to Specify
-------------------	---------------------

<ul style="list-style-type: none"> <li>• Worksurface: laminate</li> <li>• Radius-edge T-mold on user's side: plastic</li> <li>• Side and back edges: plastic square edge default</li> <li>• Cable scallop centered on the straight edge</li> </ul>	<ul style="list-style-type: none"> <li>1 Style number</li> <li>2 Laminate color number for worksurface</li> <li>3 Plastic color number for T-mold edge</li> <li>4 Options, if selected (see below)</li> <li>▶ See <i>Surface Materials</i>, page 267.</li> </ul>
--	--

Options	Price	Required to Specify
---------	-------	---------------------

<b>Surface Materials</b> <ul style="list-style-type: none"> <li>• Open line laminate</li> </ul>	+\$64 plus cost of laminate	▶ See <i>Surface Materials Reference Manual</i> .
--	--------------------------------	---

<b>Related Products</b> <ul style="list-style-type: none"> <li>• Worksurface supports and brackets</li> <li>• Worksurface wiring and cabling</li> <li>• Worksurface accessories</li> <li>• Pedestals</li> <li>• Storage accessories</li> </ul>	<ul style="list-style-type: none"> <li>▶ Page 213</li> <li>▶ Page 244</li> <li>▶ Page 249</li> <li>▶ Pages 252–259</li> <li>▶ Page 260</li> </ul>
---	---

### Specification Information

• Dimensions			• Style	• Base
A	B	C	Number	Price

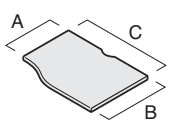
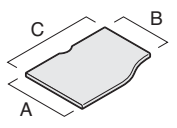
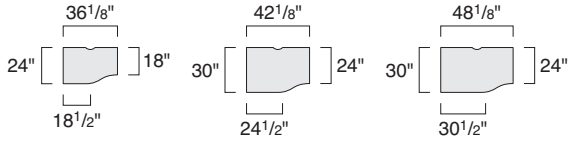
#### Left-Hand

24"	18"	36 1/8"	<b>PTRWL2136</b>	\$387
30"	24"	42 1/8"	<b>PTRWL3242</b>	\$478
30"	24"	48 1/8"	<b>PTRWL3248</b>	\$558
:	:	:	:	:

#### Right-Hand

18"	24"	36 1/8"	<b>PTRWR1236</b>	\$387
24"	30"	42 1/8"	<b>PTRWR2342</b>	\$478
24"	30"	48 1/8"	<b>PTRWR2348</b>	\$558
:	:	:	:	:

#### Transitional Worksurfaces





# Jetty Curvilinear Worksurfaces

1 1/2" Thick

SIN 711.1

*Tip: Not all curvilinear work-surface installations can be panel wrapped.*

Standard Includes	Required to Specify
<ul style="list-style-type: none"> <li>• Worksurface: laminate</li> <li>• Radius-edge T-mold on user's side: plastic</li> <li>• Side and back edges: plastic square edge default</li> <li>• Column base: all paint price groups</li> <li>• Locking side support: black paint only</li> <li>• Cable scallops centered on 48" side</li> </ul>	<ol style="list-style-type: none"> <li>1 Style number</li> <li>2 Laminate color number for worksurface</li> <li>3 Plastic color number for T-mold edge</li> <li>4 Paint color number for column base and conference end panel</li> <li>5 Options, if selected (see below)</li> </ol> <p>▶ See <i>Surface Materials</i>, page 267.</p>

Options	Price	Required to Specify
<b>Surface Materials</b> <b>Worksurface</b> <ul style="list-style-type: none"> <li>• Open line laminate</li> </ul>	+\$64 plus cost of laminate	▶ See <i>Surface Materials Reference Manual</i> .
<b>Related Products</b> <ul style="list-style-type: none"> <li>• Worksurface supports and brackets</li> <li>• Worksurface wiring and cabling</li> <li>• Worksurface accessories</li> <li>• Storage accessories</li> </ul>		<ul style="list-style-type: none"> <li>▶ Pages 213–218</li> <li>▶ Pages 244–248</li> <li>▶ Page 249</li> <li>▶ Pages 260–262</li> </ul>

## Specification Information

• Dimensions				• Radius	• Style Number	• Base Price
A	B	C	D			

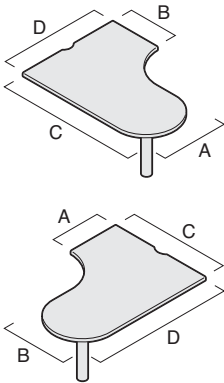
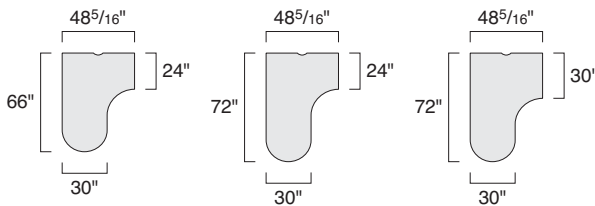
### Left-Hand

30"	24"	66"	48"	18"	<b>PJWL326648</b>	\$1314
30"	24"	72"	48"	18"	<b>PJWL327248</b>	\$1347
30"	30"	72"	48"	18"	<b>PJWL337248</b>	\$1377
:	:	:	:	:	:	:

### Right-Hand

24"	30"	48"	66"	18"	<b>PJWR234866</b>	\$1314
24"	30"	48"	72"	18"	<b>PJWR234872</b>	\$1347
30"	30"	48"	72"	18"	<b>PJWR334872</b>	\$1377
:	:	:	:	:	:	:

### Jetty Worksurfaces



# Visitor Curvilinear Worksurfaces

1 1/2" Thick

SIN 711.1

*Tip: Not all curvilinear worksurface installations can be panel wrapped.*

Standard Includes	Required to Specify
<ul style="list-style-type: none"> <li>• Worksurface: laminate</li> <li>• Radius-edge T-mold on user's side: plastic</li> <li>• Side and back edges: plastic square edge default</li> <li>• Conference end panel: all paint price groups</li> </ul>	<ol style="list-style-type: none"> <li>1 Style number</li> <li>2 Laminate color number for worksurface</li> <li>3 Plastic color number for T-mold edge</li> <li>4 Paint color number for conference end panel</li> <li>5 Options, if selected (see below)</li> </ol> <p>▶ See <i>Surface Materials</i>, page 267.</p>

Options	Price	Required to Specify
<b>Surface Materials</b> <ul style="list-style-type: none"> <li>• Open line laminate</li> </ul>	+\$64 plus cost of laminate	▶ See <i>Surface Materials Reference Manual</i> .
<b>Related Products</b> <ul style="list-style-type: none"> <li>• Worksurface supports and brackets</li> <li>• Worksurface wiring and cabling</li> <li>• Worksurface accessories</li> <li>• Storage accessories</li> </ul>		<ul style="list-style-type: none"> <li>▶ Pages 213–218</li> <li>▶ Pages 244–248</li> <li>▶ Page 249</li> <li>▶ Pages 260–262</li> </ul>

## Specification Information

• Dimensions			• Style	• Base
D	W	Radius	Number	Price

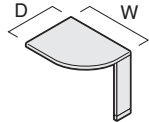
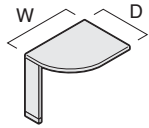
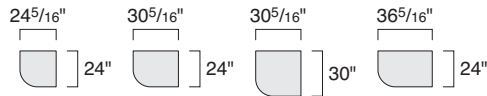
### Left-Hand

24"	24 <sup>5</sup> / <sub>16</sub> "	12"	<b>PVWRL2424</b>	\$437
24"	30 <sup>5</sup> / <sub>16</sub> "	12"	<b>PVWRL2430</b>	\$472
24"	36 <sup>5</sup> / <sub>16</sub> "	12"	<b>PVWRL2436</b>	\$502
30"	30 <sup>5</sup> / <sub>16</sub> "	12"	<b>PVWRL3030</b>	\$488
:	:	:	:	:

### Right-Hand

24"	24 <sup>5</sup> / <sub>16</sub> "	12"	<b>PVWRR2424</b>	\$437
24"	30 <sup>5</sup> / <sub>16</sub> "	12"	<b>PVWRR2430</b>	\$472
24"	36 <sup>5</sup> / <sub>16</sub> "	12"	<b>PVWRR2436</b>	\$502
30"	30 <sup>5</sup> / <sub>16</sub> "	12"	<b>PVWRR3030</b>	\$488
:	:	:	:	:

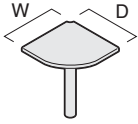
### Visitor Worksurfaces



# Linking Curvilinear Worksurfaces

1½" Thick

SIN 711.1



Tip: These worksurfaces are 2" deeper to allow for panel thickness.

Tip: Not all curvilinear worksurface installations can be panel wrapped.

## Standard Includes

- Worksurface: laminate
- Radius-edge T-mold on user's side: plastic
- Side and back edges: plastic square edge default
- Column support: all paint price groups
- Cable scallop at back corner

## Required to Specify

- 1 Style number
  - 2 Laminate color number for worksurface
  - 3 Plastic color number for T-mold edge
  - 4 Paint color number for column support
  - 5 Options, if selected (see below)
- ▶ See *Surface Materials*, page 267.

## Options

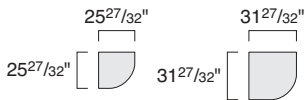
Surface Materials	Worksurface	Price	Required to Specify
	<ul style="list-style-type: none"> <li>• Open line laminate</li> </ul>	+\$64 plus cost of laminate	▶ See <i>Surface Materials Reference Manual</i> .

Related Products		
	<ul style="list-style-type: none"> <li>• Worksurface supports and brackets</li> <li>• Worksurface wiring and cabling</li> <li>• Worksurface accessories</li> <li>• Storage accessories</li> </ul>	<ul style="list-style-type: none"> <li>▶ Pages 213–218</li> <li>▶ Pages 244–248</li> <li>▶ Page 249</li> <li>▶ Pages 260–262</li> </ul>

## Specification Information

• Dimensions			• Style Number	• Base Price
D	W	Radius		
25 <sup>27</sup> / <sub>32</sub> "	25 <sup>27</sup> / <sub>32</sub> "	18"	<b>PLWR2424</b>	\$572
31 <sup>27</sup> / <sub>32</sub> "	31 <sup>27</sup> / <sub>32</sub> "	18"	<b>PLWR3030</b>	\$572

## Linking Worksurface Extensions



# Spanner Curvilinear Worksurfaces

1 1/2" Thick

SIN 711.1

*Tip: Not all curvilinear worksurface installations can be panel wrapped.*

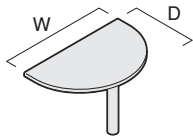
*Tip: Shared cantilevers should be used on both sides of the worksurface.*

Standard Includes	Required to Specify
<ul style="list-style-type: none"> <li>• Worksurface: laminate</li> <li>• Radius-edge T-mold on user's side: plastic</li> <li>• Side and back edges: plastic square edge default</li> <li>• Column support for panel-mounted applications: all paint price groups</li> <li>• Freestanding leg package for freestanding applications: all paint price groups</li> </ul>	<ol style="list-style-type: none"> <li>1 Style number</li> <li>2 Laminate color number for worksurface</li> <li>3 Plastic color number for T-mold edge</li> <li>4 Paint color number for column support or freestanding leg package</li> <li>5 Options, if selected (see below)</li> </ol> <p>▶ See <i>Surface Materials</i>, page 267.</p>

Options	Price	Required to Specify
<b>Surface Materials</b> <b>Worksurface</b> <ul style="list-style-type: none"> <li>• Open line laminate</li> </ul>	+\$64 plus cost of laminate	▶ See <i>Surface Materials Reference Manual</i> .
<b>Related Products</b> <ul style="list-style-type: none"> <li>• Worksurface supports and brackets</li> <li>• Worksurface wiring and cabling</li> <li>• Worksurface accessories</li> <li>• Storage accessories</li> </ul>		<ul style="list-style-type: none"> <li>▶ Pages 213–218</li> <li>▶ Pages 244–248</li> <li>▶ Page 249</li> <li>▶ Pages 260–262</li> </ul>

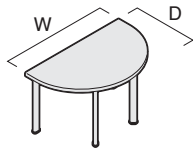
## Specification Information

• Dimensions	• Style	• Base
D      W	Number	Price



### Panel-Supported

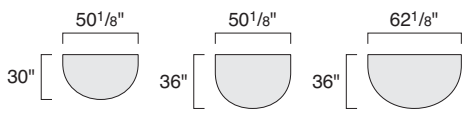
30"	50 1/8"	<b>PSPWR3050</b>	\$ 830
36"	50 1/8"	<b>PSPWR3650</b>	\$ 954
36"	62 1/8"	<b>PSPWR3662</b>	\$ 954



### Freestanding

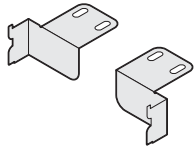
30"	50 1/8"	<b>PSPWR3050F</b>	\$1020
36"	50 1/8"	<b>PSPWR3650F</b>	\$1145
36"	62 1/8"	<b>PSPWR3662F</b>	\$1145

### Spanner Worksurfaces



SIN 711.1

## Side Support



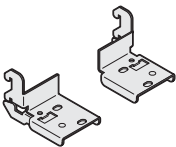
*Tip: Side support bracket package includes a pair of handed brackets. Only one bracket is required for rear corner support of Avenir Universal Systems corner worksurface. Specify one package for every two corner worksurfaces.*

Standard Includes	Required to Specify
<ul style="list-style-type: none"> <li>• Pair of side supports: black paint only</li> </ul>	Style number

### Specification Information

Style Number	Price
MSS	\$41

## Locking Side Support

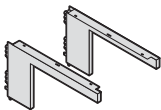


Standard Includes	Required to Specify
<ul style="list-style-type: none"> <li>• Pair of locking side supports: black paint only</li> </ul>	Style number

### Specification Information

Style Number	Price
PWSMB2	\$47

## Cantilevers



*Tip: Use a cantilever to support only one end of a 30"D worksurface. Use a side support, end panel, clear-access end panel, or a pedestal to support the opposite end.*

Standard Includes	Required to Specify
<ul style="list-style-type: none"> <li>• Cantilever: all paint price groups</li> </ul>	1 Style number 2 Paint color number for cantilever ▶ See <i>Surface Materials</i> , page 267.

### Specification Information

Fits Worksurface Depth	Style Number	Price

#### Left-Hand Cantilevers

18"	<b>PCWS18CL</b>	\$245
24"	<b>PCWS24CL</b>	\$258
30"	<b>PCWS30CL</b>	\$300
:	:	:

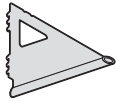
#### Right-Hand Cantilevers

18"	<b>PCWS18CR</b>	\$245
24"	<b>PCWS24CR</b>	\$258
30"	<b>PCWS30CR</b>	\$300
:	:	:

Worksurface Supports and Brackets, continued

SIN 711.1

**Triangular-Shaped Cantilever**

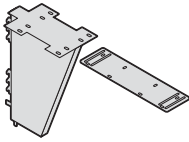


Tip: Use cantilever to support only one end of a 30"D worksurface. Use side support, end panel, or a pedestal to support the opposite end.

Standard Includes	Required to Specify
<ul style="list-style-type: none"> <li>• Cantilever: all paint price groups</li> </ul>	<ul style="list-style-type: none"> <li>1 Style number</li> <li>2 Paint color number for cantilever</li> <li>▶ See <i>Surface Materials</i>, page 267.</li> </ul>

Specification Information			
• Dimensions		• Style	• Price
D	H	Number	
16"	12"	<b>BC</b>	\$113
:	:	:	:

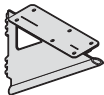
**L-Shaped Shared Cantilevers**



Standard Includes	Required to Specify
<ul style="list-style-type: none"> <li>• Shared cantilever: all paint price groups</li> <li>• Support plate: black paint only</li> </ul>	<ul style="list-style-type: none"> <li>1 Style number</li> <li>2 Paint color number for shared cantilever</li> <li>▶ See <i>Surface Materials</i>, page 267.</li> </ul>

Specification Information		
• Fits	• Style	• Price
Worksurface	Number	
Depth		
24"	<b>PCSB18S</b>	\$258
30"	<b>PCSB24S</b>	\$384
:	:	:

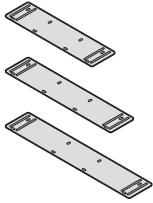
**Triangular-Shaped Shared Cantilevers**



Standard Includes	Required to Specify
<ul style="list-style-type: none"> <li>• Shared cantilever: all paint price groups</li> <li>• Alignment plate: grotto paint only</li> </ul>	<ul style="list-style-type: none"> <li>1 Style number</li> <li>2 Paint color number for shared cantilever</li> <li>▶ See <i>Surface Materials</i>, page 267.</li> </ul>

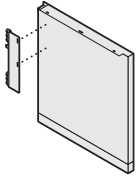
Specification Information		
• Fits	• Style	• Price
Worksurface	Number	
Depth		
18", 24", or 30"	<b>BSC</b>	\$113
:	:	:

## Support Plates



Standard Includes		Required to Specify	
<ul style="list-style-type: none"> <li>Support plate: black paint only</li> </ul>		Style number	
Specification Information			
Dimensions D H	Fits Worksurface Depth	Style Number	Price
14" 3 <sup>1</sup> / <sub>16</sub> "	18"D	<b>PWSCL18</b>	\$72
20" 3 <sup>1</sup> / <sub>16</sub> "	24"D	<b>PWSCL24</b>	\$72
25 <sup>15</sup> / <sub>16</sub> " 3 <sup>1</sup> / <sub>16</sub> "	30"D	<b>PWSCL30</b>	\$72

## End Panels with Base

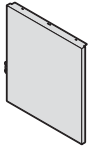


Standard Includes		Required to Specify	
<ul style="list-style-type: none"> <li>End panel: paint price group 1</li> </ul>		1 Style number 2 Paint color number for end panel 3 Options, if selected (see below) ▶ See <i>Surface Materials</i> , page 267.	
Options	Price	Required to Specify	
<b>Surface Materials</b> <ul style="list-style-type: none"> <li>Paint price group 1</li> <li>Paint price group 2</li> <li>Paint price group 3</li> </ul>	No cost +\$19 +\$31	Specify paint color number. Specify paint color number. Specify paint color number.	
Specification Information			
Dimensions D H	Style Number	Base Price	
18" 27"	<b>MFES18</b>	\$523	
24" 27"	<b>MFES24</b>	\$536	
30" 27"	<b>MFES30</b>	\$563	

Worksurface Supports and Brackets, continued

SIN 711.1

**End Panels without Base**

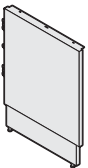


Standard Includes	Required to Specify
<ul style="list-style-type: none"> <li>End panel: paint price group 1</li> </ul>	1 Style number 2 Paint color number for end panel 3 Options, if selected (see below) ▶ See <i>Surface Materials</i> , page 267.

Options	Price	Required to Specify
<b>Surface Materials</b> <ul style="list-style-type: none"> <li>Paint price group 1</li> <li>Paint price group 2</li> <li>Paint price group 3</li> </ul>	No cost +\$19 +\$31	Specify paint color number. Specify paint color number. Specify paint color number.

Specification Information			
Dimensions	Style	Base	
D	H	Number	Price
24"	27"	<b>BEP24</b>	\$406
30"	27"	<b>BEP30</b>	\$461

**Floor-Support End Panel**



Standard Includes	Required to Specify
<ul style="list-style-type: none"> <li>End panel: paint price group 1</li> <li>Adjustable base</li> </ul>	1 Style number 2 Paint color number for end panel 3 Options, if selected (see below) ▶ See <i>Surface Materials</i> , page 267.

Options	Price	Required to Specify
<b>Surface Materials</b> <ul style="list-style-type: none"> <li>Paint price group 1</li> <li>Paint price group 2</li> <li>Paint price group 3</li> </ul>	No cost +\$19 +\$31	Specify paint color number. Specify paint color number. Specify paint color number.

Specification Information				
Dimensions	Style		Base	
D	Minimum Height	Maximum Height	Number	Price

Tip: Minimum and maximum height refers to the worksurface height.

**Left-Hand Floor-Support End Panels**

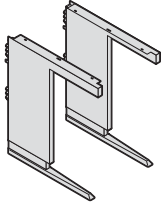
24"	25"	28 <sup>3</sup> / <sub>4</sub> "	<b>PWF24L</b>	\$406
30"	25"	28 <sup>3</sup> / <sub>4</sub> "	<b>PWF30L</b>	\$461

**Right-Hand Floor-Support End Panels**

24"	25"	28 <sup>3</sup> / <sub>4</sub> "	<b>PWF24R</b>	\$406
30"	25"	28 <sup>3</sup> / <sub>4</sub> "	<b>PWF30R</b>	\$461



## Clear-Access End Panels



Standard Includes	Required to Specify
<ul style="list-style-type: none"> <li>Clear-access end panel: paint price group 1</li> </ul>	1 Style number 2 Paint color number for end panel 3 Options, if selected (see below) ▶ See <i>Surface Materials</i> , page 267.

Options	Price	Required to Specify
<b>Surface Materials</b> <ul style="list-style-type: none"> <li>Paint price group 1</li> <li>Paint price group 2</li> <li>Paint price group 3</li> </ul>	No cost +\$19 +\$31	Specify paint color number. Specify paint color number. Specify paint color number.

### Specification Information

Depth	Style Number	Base Price

### Left-Hand Clear-Access End Panels

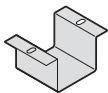
24"	<b>MCAS24L</b>	\$416
30"	<b>MCAS30L</b>	\$467

### Right-Hand Clear-Access End Panel

24"	<b>MCAS24R</b>	\$416
30"	<b>MCAS30R</b>	\$467

Avenir

## Cantilever-to-Cantilever Clamp

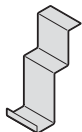


Standard Includes	Required to Specify
<ul style="list-style-type: none"> <li>Clamp: black paint only</li> </ul>	Style number

### Specification Information

Style Number	Price
<b>PWSCL1</b>	\$72

## Change-of-Height Cantilever-to-Cantilever Clamp



Standard Includes	Required to Specify
<ul style="list-style-type: none"> <li>Clamp: black</li> </ul>	Style number

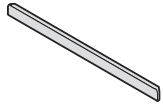
### Specification Information

Style Number	Price
<b>PWSCL2</b>	\$72

Worksurface Supports and Brackets, continued

SIN 711.1

**Worksurface Fillers for Use with 1½"-Thick Worksurfaces**



Standard Includes	Required to Specify
<ul style="list-style-type: none"> <li>• Worksurface filler: plastic</li> </ul>	<ul style="list-style-type: none"> <li>1 Style number</li> <li>2 Plastic color number</li> <li>▶ See <i>Surface Materials</i>, page 267.</li> </ul>

Specification Information		
• Fits • Worksurface • Depth	• Style • Number	• Price

**For Use Between a Radius Edge and a Self Edge**

24"	<b>PWRF24</b>	\$48
30"	<b>PWRF30</b>	\$48

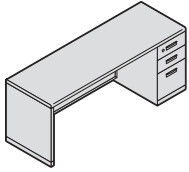
**For Use Between Two Self Edges**

24"	<b>PWSF24</b>	\$48
30"	<b>PWSF30</b>	\$48



# 24"D Desks, Single Pedestal

SIN 711.1



Standard pedestal:  
 • Right: two box and one file drawer

Standard Includes	Required to Specify
<ul style="list-style-type: none"> <li>• Pedestal location: right</li> <li>• Worksurface: laminate</li> <li>• Side edges: plastic square edge default</li> <li>• End panels, back panel, and pedestal: paint price group 1</li> <li>• Drawer pulls: all paint price groups</li> <li>• Lock, keyed random: 9201 Polished Chrome</li> <li>• Full drawer interiors: black only                             <ul style="list-style-type: none"> <li>—One pencil tray per box/box/file pedestal and two box drawer dividers</li> </ul> </li> <li>• Shipped knocked down</li> </ul>	<ol style="list-style-type: none"> <li>1 Style number</li> <li>2 Laminate color number for worksurface</li> <li>3 Paint color number for end panels, back panel, pedestal, and center drawer, if selected</li> <li>4 Paint color number for drawer pulls</li> <li>5 Options, if selected (see below)</li> </ol> <p>▶ See <i>Surface Materials</i>, page 267.</p>

Options	Price	Required to Specify
<p><b>Surface Materials</b></p> <p><b>Worksurface</b></p> <ul style="list-style-type: none"> <li>• Open Line laminate +\$ 64 plus cost of laminate</li> <li>• Wood +\$367</li> <li>• Customiz stain on wood No cost</li> <li>• Full-fill finish +\$ 64</li> </ul> <hr/> <p><b>Desk</b></p> <ul style="list-style-type: none"> <li>• Paint price group 1 No cost</li> <li>• Paint price group 2 +\$ 66</li> <li>• Paint price group 3 +\$112</li> </ul>		<p>▶ See <i>Surface Materials Reference Manual</i>.</p> <p>Select wood color number. Specify with <i>Customiz stain</i>.</p> <p>▶ See <i>Surface Materials Reference Manual</i>. Specify with <i>full-fill finish</i> and select wood color number.</p> <p>▶ See <i>Surface Materials</i>, page 267.</p>
<p><b>Drawer Accessories</b></p> <p><b>Rails</b></p> <ul style="list-style-type: none"> <li>• Two side-to-side hanging file rails per file drawer No cost</li> </ul>		<p>Specify with <i>rails</i>.</p>
<p><b>Lock and Keying</b></p> <p><b>Lock</b></p> <ul style="list-style-type: none"> <li>• Ember Chrome No cost</li> </ul> <hr/> <p><b>Individual locking drawers</b></p> <ul style="list-style-type: none"> <li>• File/file pedestals only +\$120</li> </ul> <hr/> <p><b>Keying</b></p> <ul style="list-style-type: none"> <li>• Factory- and field-installed keying</li> </ul>		<p>Specify with <i>9250 Ember Chrome lock</i>.</p> <p>Specify with <i>individual drawer lock</i>.</p> <p>▶ Page 284</p>
<p><b>Grommets</b></p> <ul style="list-style-type: none"> <li>• Available on right-hand pedestal desks +\$ 33 each</li> <li>• Available on left-hand pedestal desks +\$ 33 each</li> <li>• Additional locations available on either pedestal version +\$ 33 each</li> </ul>		<p>Back left: <i>CWBL</i> and plastic color number                      Front left: <i>CWFL</i> and plastic color number                      Back right: <i>CWBR</i> and plastic color number                      Front right: <i>CWFR</i> and plastic color number                      Back center: <i>CWBC</i> and plastic color number                      Middle left: <i>CWML</i> and plastic color number                      Middle right: <i>CWMR</i> and plastic color number                      Front center: <i>CWFC</i> and plastic color number                      Keyboard: <i>CWKB</i> and plastic color number</p> <p>▶ See <i>Surface Materials</i>, page 267.</p>

▶ Options, continued on next page

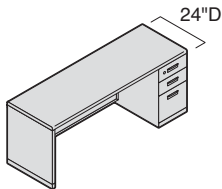
**SIN 711.1**

► **Options, continued from previous page**

	<b>Options</b>	<b>Price</b>	<b>Required to Specify</b>
<b>Pedestal</b>	<b>Substitutions</b>		
	• File, file	No cost	Specify <i>with FF</i> and location.
	<b>Location</b>		
	• Left	No cost	Replace <b>R</b> in style number with <b>L</b> .
<b>Related Products</b>	<ul style="list-style-type: none"> <li>• Worksurface accessories</li> <li>• Worksurface wiring and cabling</li> <li>• Storage accessories</li> </ul>		<ul style="list-style-type: none"> <li>► Page 249</li> <li>► Pages 244–248</li> <li>► Pages 260–262</li> </ul>

**Specification Information**

<b>Dimensions</b>	<b>Knee-space</b>	<b>Style</b>	<b>Base</b>
<b>D</b>	<b>W</b>	<b>Number</b>	<b>Price</b>
	<b>Width</b>		
·	·	·	·
·	·	·	·
·	·	·	·

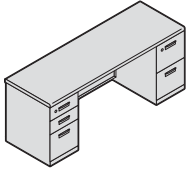


**Desks with Pedestal Lock**

24"	60¼"	44"	<b>MD6024LRP</b>	\$2069
24"	66¼"	50"	<b>MD6624LRP</b>	\$2133
24"	72¼"	56"	<b>MD7224LRP</b>	\$2199
·	·	·	·	·

# 24"D Desks, Double Pedestal

SIN 711.1



Standard pedestals:

- Left: two box and one file drawer
- Right: two file drawers

Standard Includes	Required to Specify
-------------------	---------------------

- Worksurface: laminate
- Side edges: plastic square edge default
- Back panel and pedestals: paint price group 1
- Drawer pulls: all paint price groups
- Locks, keyed random: 9201 Polished Chrome
- Full drawer interiors: black only
  - One pencil tray and two box drawer dividers per box/box/file pedestal
- Shipped knocked down

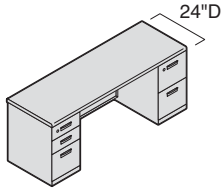
- 1 Style number
  - 2 Laminate color number for worksurface
  - 3 Paint color number for back panel, pedestals, and center drawer, if selected
  - 4 Paint color number for drawer pulls
  - 5 Options, if selected (see below)
- ▶ See *Surface Materials*, page 267.

Options	Price	Required to Specify
---------	-------	---------------------

<b>Surface Materials</b>	<b>Worksurface</b>		
	• Open Line laminate	+\$ 64 plus cost of laminate	▶ See <i>Surface Materials Reference Manual</i> .
	• Wood • Customiz stain on wood	+\$367 No cost	Select wood color number. Specify with <i>Customiz stain</i> . ▶ See <i>Surface Materials Reference Manual</i> . Specify with <i>full-fill finish</i> and select wood color number. ▶ See <i>Surface Materials</i> , page 267.
	• Full-fill finish	+\$ 64	
	<b>Desk</b>		
	• Paint price group 1	No cost	Specify paint color number.
	• Paint price group 2	+\$ 87	Specify paint color number.
	• Paint price group 3	+\$149	Specify paint color number.
<b>Drawer Accessories</b>	<b>Rails</b>		
	• Two side-to-side hanging file rails per file drawer	No cost	Specify with <i>rails</i> .
<b>Lock and Keying</b>	<b>Lock</b>		
	• Ember Chrome	No cost	Specify with <i>9250 Ember Chrome lock</i> .
	<b>Individual locking drawers</b>		
	• File/file pedestals only	+\$120	Specify with <i>individual drawer lock</i> .
	<b>Keying</b>		
	• Factory- and field-installed keying		▶ Page 284
	<b>Grommets</b>	+\$ 33 each	Back center: <i>CWBC</i> and plastic color number Middle left: <i>CWML</i> and plastic color number Middle right: <i>CWMR</i> and plastic color number Front center: <i>CWFC</i> and plastic color number Keyboard: <i>CWKB</i> and plastic color number ▶ See <i>Surface Materials</i> , page 267.
<b>Pedestals</b>	<b>Substitutions</b>		
	• File, file	No cost	Specify with <i>FF</i> and location.
	• Box, box, file	No cost	Specify with <i>BBF</i> and location.
<b>Related Products</b>	• Worksurface accessories		▶ Page 249
	• Worksurface wiring and cabling		▶ Pages 244–248
	• Storage accessories		▶ Pages 260–262

**Specification Information**

Dimensions		Knee-space Width	Style Number	Base Price
D	W			

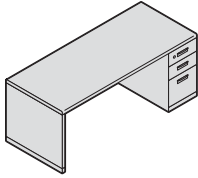


**Desks with Two Pedestal Locks**

24"	60 <sup>1</sup> / <sub>4</sub> "	30"	<b>MD6024LDP</b>	\$2489
24"	66 <sup>1</sup> / <sub>4</sub> "	36"	<b>MD6624LDP</b>	\$2554
24"	72 <sup>1</sup> / <sub>4</sub> "	42"	<b>MD7224LDP</b>	\$2623
:	:	:	:	:

# 30"D Desks, Single Pedestal

SIN 711.1



Standard pedestal:  
 • Right: two box and one file drawer

Standard Includes	Required to Specify
<ul style="list-style-type: none"> <li>• Pedestal location: right</li> <li>• Worksurface: laminate</li> <li>• Side edges: plastic square edge default</li> <li>• End panels, back panel, and pedestal: paint price group 1</li> <li>• Drawer pulls: all paint price groups</li> <li>• Center drawer, if selected: paint price group 1</li> <li>• Lock, keyed random: 9201 Polished Chrome</li> <li>• Full drawer interiors: black only                             <ul style="list-style-type: none"> <li>—One pencil tray and two box drawer dividers per box/box/file pedestal</li> </ul> </li> <li>• Shipped knocked down</li> </ul>	<ol style="list-style-type: none"> <li>1 Style number</li> <li>2 Laminate color number for worksurface</li> <li>3 Paint color number for end panels, back panel, pedestal, and center drawer, if selected</li> <li>4 Paint color number for drawer pulls</li> <li>5 Options, if selected (see below)</li> </ol> <p>▶ See <i>Surface Materials</i>, page 267.</p>

Options	Price	Required to Specify
<p><b>Surface Materials</b></p> <p><b>Worksurface</b></p> <ul style="list-style-type: none"> <li>• Open Line laminate +\$ 64 plus cost of laminate</li> <li>• Wood +\$367</li> <li>• Customiz stain on wood No cost</li> <li>• Full-fill finish +\$ 64</li> </ul> <hr/> <p><b>Desk</b></p> <ul style="list-style-type: none"> <li>• Paint price group 1 No cost</li> <li>• Paint price group 2 +\$ 66</li> <li>• Paint price group 3 +\$112</li> </ul> <hr/> <p><b>Drawer Accessories</b></p> <p><b>Rails</b></p> <ul style="list-style-type: none"> <li>• Two side-to-side hanging file rails per file drawer No cost</li> </ul> <hr/> <p><b>Lock and Keying</b></p> <p><b>Lock</b></p> <ul style="list-style-type: none"> <li>• Ember Chrome No cost</li> </ul> <hr/> <p><b>Individual locking drawers</b></p> <ul style="list-style-type: none"> <li>• File/file pedestals only +\$120</li> </ul> <hr/> <p><b>Keying</b></p> <ul style="list-style-type: none"> <li>• Factory- and field-installed keying ▶ Page 284</li> </ul> <hr/> <p><b>Grommets</b></p> <ul style="list-style-type: none"> <li>• Available on right-hand pedestal desks +\$ 33 each</li> <li>• Available on left-hand pedestal desks +\$ 33 each</li> <li>• Additional locations available on either pedestal version +\$ 33 each</li> </ul>		<p>▶ See <i>Surface Materials Reference Manual</i>.</p> <p>Select wood color number. Specify with <i>Customiz stain</i>.</p> <p>▶ See <i>Surface Materials Reference Manual</i>. Specify with <i>full-fill finish</i> and select wood color number.</p> <p>▶ See <i>Surface Materials</i>, page 267.</p> <p>Specify paint color number. Specify paint color number. Specify paint color number.</p> <p>Specify with <i>rails</i>.</p> <p>Specify with <i>9250 Ember Chrome lock</i>.</p> <p>Specify with <i>individual drawer lock</i>.</p> <p>Back left: <i>CWBL</i> and plastic color number Front left: <i>CWFL</i> and plastic color number Back right: <i>CWBR</i> and plastic color number Front right: <i>CWFR</i> and plastic color number Back center: <i>CWBC</i> and plastic color number Middle left: <i>CWML</i> and plastic color number Middle right: <i>CWMR</i> and plastic color number Front center: <i>CWFC</i> and plastic color number Keyboard: <i>CWKB</i> and plastic color number</p> <p>▶ See <i>Surface Materials</i>, page 267.</p>

Tip: Center drawer will block access to front and keyboard grommets.

▶ Options, continued on next page



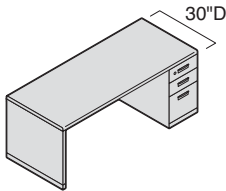
**SIN 711.1**

► **Options, continued from previous page**

Options	Price	Required to Specify
<b>Pedestal</b>		
<b>Substitutions</b>		
• File, file	No cost	Specify <i>with FF</i> and location.
<b>Location</b>		
• Left	No cost	Replace <b>R</b> in style number with <b>L</b> .
<b>Related Products</b>	<ul style="list-style-type: none"> <li>• Worksurface accessories</li> <li>• Worksurface wiring and cabling</li> <li>• Storage accessories</li> </ul>	<ul style="list-style-type: none"> <li>► Page 249</li> <li>► Pages 244–248</li> <li>► Pages 260–262</li> </ul>

**Specification Information**

Dimensions	Knee-space	Style	Base
D W	space Width	Number	Price



**Desks with Pedestal Lock**

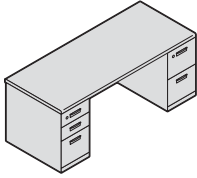
30"	60¼"	44"	<b>MD6030LRP</b>	\$2275
30"	66¼"	50"	<b>MD6630LRP</b>	\$2369
30"	72¼"	56"	<b>MD7230LRP</b>	\$2440
:	:	:	:	:

**Desks with Pedestal Lock and Center Drawer**

30"	60¼"	44"	<b>MD6030LCRP</b>	\$2344
30"	66¼"	50"	<b>MD6630LCRP</b>	\$2438
30"	72¼"	56"	<b>MD7230LCRP</b>	\$2509
:	:	:	:	:

# 30"D Desks, Double Pedestal

SIN 711.1



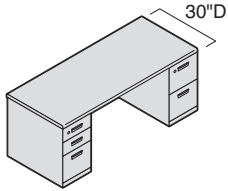
Standard pedestals:  
 • Left: two box and one file drawer  
 • Right: two file drawers

Tip: Center drawer will block access to front and keyboard grommets.

Standard Includes		Required to Specify	
<ul style="list-style-type: none"> <li>• Worksurface: laminate</li> <li>• Side edges: plastic square edge default</li> <li>• Back panel and pedestals: paint price group 1</li> <li>• Drawer pulls: all paint price groups</li> <li>• Center drawer, if selected: paint price group 1</li> <li>• Locks, keyed random: 9201 Polished Chrome</li> <li>• Full drawer interiors: black only                             <ul style="list-style-type: none"> <li>—One pencil tray and two box drawer dividers per box/box/file pedestal</li> </ul> </li> <li>• Shipped knocked down</li> </ul>		<ol style="list-style-type: none"> <li>1 Style number</li> <li>2 Laminate color number for worksurface</li> <li>3 Paint color number for back panel, pedestals, and center drawer, if selected</li> <li>4 Paint color number for drawer pulls</li> <li>5 Options, if selected (see below)                             <ul style="list-style-type: none"> <li>▶ See <i>Surface Materials</i>, page 267.</li> </ul> </li> </ol>	
Options	Price	Required to Specify	
<b>Surface Materials</b>	<b>Worksurface</b>	▶ See <i>Surface Materials Reference Manual</i> .	
	• Open Line laminate	+\$ 64 plus cost of laminate	Select wood color number. Specify with <i>Customiz stain</i> .
	• Wood	+\$367	▶ See <i>Surface Materials Reference Manual</i> .
	• Customiz stain on wood	No cost	Specify with <i>full-fill finish</i> and select wood color number.
	• Full-fill finish	+\$ 64	▶ See <i>Surface Materials</i> , page 267.
	<b>Desk</b>		
	• Paint price group 1	No cost	Specify paint color number.
	• Paint price group 2	+\$ 87	Specify paint color number.
	• Paint price group 3	+\$149	Specify paint color number.
<b>Drawer Accessories</b>	<b>Rails</b>		Specify with <i>rails</i> .
	• Two side-to-side hanging file rails per file drawer	No cost	
<b>Lock and Keying</b>	<b>Lock</b>		Specify with <i>9250 Ember Chrome lock</i> .
	• Ember Chrome	No cost	
	<b>Individual locking drawers</b>		Specify with <i>individual drawer lock</i> .
	• File/file pedestals only	+\$120	
	<b>Keying</b>		▶ Page 284
	• Factory- and field-installed keying		
	<b>Grommets</b>	+\$ 33 each	Back center: <i>CWBC</i> and plastic color number Middle left: <i>CWML</i> and plastic color number Middle right: <i>CWMR</i> and plastic color number Front center: <i>CWFC</i> and plastic color number Keyboard: <i>CWKB</i> and plastic color number ▶ See <i>Surface Materials</i> , page 267.
<b>Pedestals</b>	<b>Substitutions</b>		Specify with <i>FF</i> and location. Specify with <i>BBF</i> and location.
	• File, file	No cost	
	• Box, box, file	No cost	
<b>Related Products</b>	• Worksurface accessories		▶ Page 249
	• Worksurface wiring and cabling		▶ Pages 244–248
	• Storage accessories		▶ Pages 260–262

**Specification Information**

Dimensions		Knee-space Width	Style Number	Base Price
D	W			



**Desks with Two Pedestal Locks**

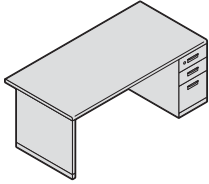
30"	60 <sup>1</sup> / <sub>4</sub> "	30"	<b>MD6030LDP</b>	\$2745
30"	66 <sup>1</sup> / <sub>4</sub> "	36"	<b>MD6630LDP</b>	\$2816
30"	72 <sup>1</sup> / <sub>4</sub> "	42"	<b>MD7230LDP</b>	\$2900
:	:	:	:	:

**Desks with Two Pedestal Locks and Center Drawer**

30"	60 <sup>1</sup> / <sub>4</sub> "	30"	<b>MD6030LCDP</b>	\$2814
30"	66 <sup>1</sup> / <sub>4</sub> "	36"	<b>MD6630LCDP</b>	\$2885
30"	72 <sup>1</sup> / <sub>4</sub> "	42"	<b>MD7230LCDP</b>	\$2969
:	:	:	:	:

# 36"D Desks, Single Pedestal

SIN 711.1



Standard pedestal:  
 • Right: two box and one file drawer

Standard Includes	Required to Specify
<ul style="list-style-type: none"> <li>• Pedestal location: right</li> <li>• Worksurface: laminate</li> <li>• Side edges: plastic square edge default</li> <li>• End panels, back panel, and pedestal: paint price group 1</li> <li>• Drawer pulls: all paint price groups</li> <li>• Center drawer, if selected: paint price group 1</li> <li>• Lock, keyed random: 9201 Polished Chrome</li> <li>• Full drawer interiors: black only                             <ul style="list-style-type: none"> <li>—One pencil tray and two box drawer dividers per box/box/file pedestal</li> </ul> </li> <li>• Shipped knocked down</li> </ul>	<ol style="list-style-type: none"> <li>1 Style number</li> <li>2 Laminate color number for worksurface</li> <li>3 Paint color number for end panels, back panel, pedestal, and center drawer, if selected</li> <li>4 Paint color number for drawer pulls</li> <li>5 Options, if selected (see below)</li> </ol> <p>▶ See <i>Surface Materials</i>, page 267.</p>

Options	Price	Required to Specify
<p><b>Surface Materials</b></p> <ul style="list-style-type: none"> <li>• <b>Worksurface</b></li> <li>• Open Line laminate</li> <li>• Wood</li> <li>• Customiz stain on wood</li> <li>• Full-fill finish</li> </ul> <hr/> <ul style="list-style-type: none"> <li>• <b>Desk</b></li> <li>• Paint price group 1</li> <li>• Paint price group 2</li> <li>• Paint price group 3</li> </ul>	<ul style="list-style-type: none"> <li>• Open Line laminate: +\$ 64 plus cost of laminate</li> <li>• Wood: +\$367</li> <li>• Customiz stain on wood: No cost</li> <li>• Full-fill finish: +\$ 90</li> </ul> <hr/> <ul style="list-style-type: none"> <li>• Paint price group 1: No cost</li> <li>• Paint price group 2: +\$ 66</li> <li>• Paint price group 3: +\$112</li> </ul>	<p>▶ See <i>Surface Materials Reference Manual</i>.</p> <p>Select wood color number. Specify with <i>Customiz stain</i>.</p> <p>▶ See <i>Surface Materials Reference Manual</i>. Specify with <i>full-fill finish</i> and select wood color number.</p> <p>▶ See <i>Surface Materials</i>, page 267.</p> <hr/> <p>Specify paint color number. Specify paint color number. Specify paint color number.</p>
<p><b>Drawer Accessories</b></p> <ul style="list-style-type: none"> <li>• <b>Rails</b></li> <li>• Two side-to-side hanging file rails per file drawer</li> </ul>	<ul style="list-style-type: none"> <li>• Two side-to-side hanging file rails per file drawer: No cost</li> </ul>	<p>Specify with <i>rails</i>.</p>
<p><b>Lock and Keying</b></p> <ul style="list-style-type: none"> <li>• <b>Lock</b></li> <li>• Ember Chrome</li> </ul> <hr/> <ul style="list-style-type: none"> <li>• <b>Individual locking drawers</b></li> <li>• File/file pedestals only</li> </ul> <hr/> <ul style="list-style-type: none"> <li>• <b>Keying</b></li> <li>• Factory- and field-installed keying</li> </ul>	<ul style="list-style-type: none"> <li>• Ember Chrome: No cost</li> <li>• File/file pedestals only: +\$120</li> </ul>	<p>Specify with <i>9250 Ember Chrome lock</i>.</p> <p>Specify with <i>individual drawer lock</i>.</p> <p>▶ Page 284</p>
<p><b>Grommets</b></p> <ul style="list-style-type: none"> <li>• Available on right-hand pedestal desks</li> <li>• Available on left-hand pedestal desks</li> <li>• Additional locations available on either pedestal version</li> </ul>	<ul style="list-style-type: none"> <li>• Available on right-hand pedestal desks: +\$ 33 each</li> <li>• Available on left-hand pedestal desks: +\$ 33 each</li> <li>• Additional locations available on either pedestal version: +\$ 33 each</li> </ul>	<p>Back left: <i>CWBL</i> and plastic color number                      Front left: <i>CWFL</i> and plastic color number                      Back right: <i>CWBR</i> and plastic color number                      Front right: <i>CWFR</i> and plastic color number                      Back center: <i>CWBC</i> and plastic color number                      Middle left: <i>CWML</i> and plastic color number                      Middle right: <i>CWMR</i> and plastic color number                      Front center: <i>CWFC</i> and plastic color number                      Keyboard: <i>CWKB</i> and plastic color number</p> <p>▶ See <i>Surface Materials</i>, page 267.</p>

Tip: Center drawer will block access to front and keyboard grommets.

▶ Options, continued on next page

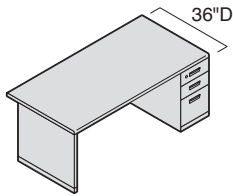
**SIN 711.1**

► **Options, continued from previous page**

Options	Price	Required to Specify
<b>Pedestal</b> <b>Substitutions</b> <ul style="list-style-type: none"> <li>File, file</li> </ul>	No cost	Specify <i>with FF</i> and location.
<b>Location</b> <ul style="list-style-type: none"> <li>Left</li> </ul>	No cost	Replace <b>R</b> in style number with <b>L</b> .
<b>Related Products</b> <ul style="list-style-type: none"> <li>Worksurface accessories</li> <li>Worksurface wiring and cabling</li> <li>Storage accessories</li> </ul>		<ul style="list-style-type: none"> <li>► Page 249</li> <li>► Pages 244–248</li> <li>► Pages 260–262</li> </ul>

**Specification Information**

Dimensions D W	Knee-space Width	Style Number	Base Price
-------------------	---------------------	-----------------	---------------



**Desks with Pedestal Lock**

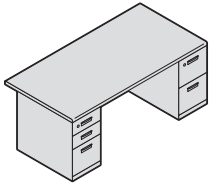
36"	66¼"	50"	<b>MD6636LRP</b>	\$2466
36"	72¼"	56"	<b>MD7236LRP</b>	\$2433

**Desks with Pedestal Lock and Center Drawer**

36"	66¼"	50"	<b>MD6636LCRP</b>	\$2535
36"	72¼"	56"	<b>MD7236LCRP</b>	\$2502

# 36"D Desks, Double Pedestal

SIN 711.1



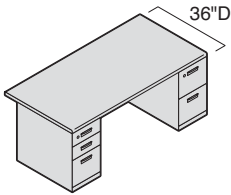
Standard pedestals:  
 • Left: two box and one file drawer  
 • Right: two file drawers

Tip: Center drawer will block access to front and keyboard grommets.

Standard Includes		Required to Specify	
<ul style="list-style-type: none"> <li>• Worksurface: laminate</li> <li>• Side edges: plastic square edge default</li> <li>• Back panel and pedestals: paint price group 1</li> <li>• Drawer pulls: all paint price groups</li> <li>• Center drawer: paint price group 1</li> <li>• Locks, keyed random: 9201 Polished Chrome</li> <li>• Full drawer interiors: black only                             <ul style="list-style-type: none"> <li>—One pencil tray and two box drawer dividers per box/box/file pedestal</li> </ul> </li> <li>• Shipped knocked down</li> </ul>		<ol style="list-style-type: none"> <li>1 Style number</li> <li>2 Laminate color number for worksurface</li> <li>3 Paint color number for back panel, pedestals, and center drawer, if selected</li> <li>4 Paint color number for drawer pulls</li> <li>5 Options, if selected (see below)                             <ul style="list-style-type: none"> <li>▶ See <i>Surface Materials</i>, page 267.</li> </ul> </li> </ol>	
Options	Price	Required to Specify	
<b>Surface Materials</b>	<b>Worksurface</b>	▶ See <i>Surface Materials Reference Manual</i> .	
	• Open Line laminate	+\$ 64 plus cost of laminate	Select wood color number. Specify with <i>Customiz stain</i> .
	• Wood	+\$367	▶ See <i>Surface Materials Reference Manual</i> .
	• Customiz stain on wood	No cost	Specify with <i>full-fill finish</i> and select wood color number.
	• Full-fill finish	+\$ 90	▶ See <i>Surface Materials</i> , page 267.
	<b>Desk</b>		
	• Paint price group 1	No cost	Specify paint color number.
	• Paint price group 2	+\$ 87	Specify paint color number.
	• Paint price group 3	+\$149	Specify paint color number.
<b>Drawer Accessories</b>	<b>Rails</b>		Specify with <i>rails</i> .
	• Two side-to-side hanging file rails per file drawer	No cost	
<b>Lock and Keying</b>	<b>Lock</b>		Specify with <i>9250 Ember Chrome lock</i> .
	• Ember Chrome	No cost	
	<b>Individual locking drawers</b>		Specify with <i>individual drawer lock</i> .
	• File/file pedestals only	+\$120	
	<b>Keying</b>		▶ Page 284
	• Factory- and field-installed keying		
<b>Grommets</b>		+\$ 33 each	Back center: <i>CWBC</i> and plastic color number Middle left: <i>CWML</i> and plastic color number Middle right: <i>CWMR</i> and plastic color number Front center: <i>CWFC</i> and plastic color number Keyboard: <i>CWKB</i> and plastic color number ▶ See <i>Surface Materials</i> , page 267.
<b>Pedestals</b>	<b>Substitutions</b>		Specify with <i>FF</i> and location. Specify with <i>BBF</i> and location.
	• File, file	No cost	
	• Box, box, file	No cost	
<b>Related Products</b>	• Worksurface accessories		▶ Page 249
	• Worksurface wiring and cabling		▶ Pages 244–248
	• Storage accessories		▶ Pages 260–262

**Specification Information**

Dimensions D	W	Knee- space Width	Style Number	Base Price
-----------------	---	-------------------------	-----------------	---------------

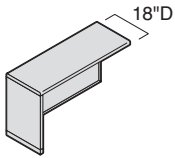


**Desks with Two Pedestal Locks and Center Drawer**

36"	66 <sup>1</sup> / <sub>4</sub> "	36"	<b>MD6636LCDP</b>	\$2982
36"	72 <sup>1</sup> / <sub>4</sub> "	42"	<b>MD7236LCDP</b>	\$3076
.	.	.	.	.

# 18"D Returns

SIN 711.1



Standard Includes	Required to Specify
<ul style="list-style-type: none"> <li>• Left-hand return</li> <li>• Worksurface: laminate</li> <li>• Side and back edges: plastic square edge default</li> <li>• End panel and back panel: paint price group 1</li> <li>• Shipped knocked down</li> </ul>	<ol style="list-style-type: none"> <li>1 Style number</li> <li>2 Laminate color number for worksurface</li> <li>3 Paint color number for end panel and back panel</li> <li>4 Options, if selected (see below)</li> </ol> <p>▶ See <i>Surface Materials</i>, page 267.</p>

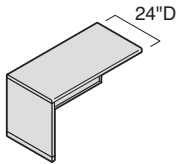
Options	Price	Required to Specify
<p><b>Surface Materials</b></p> <p><b>Worksurface</b></p> <ul style="list-style-type: none"> <li>• Open Line laminate</li> <li>• Wood</li> <li>• Customiz stain on wood</li> <li>• Full-fill finish</li> </ul> <p><b>Return</b></p> <ul style="list-style-type: none"> <li>• Paint price group 1</li> <li>• Paint price group 2</li> <li>• Paint price group 3</li> </ul>	<p>+\$64 plus cost of laminate Prices below No cost</p> <p>+\$26</p> <p>No cost +\$41 +\$70</p>	<p>▶ See <i>Surface Materials Reference Manual</i>.</p> <p>Select wood color number. Specify with <i>Customiz stain</i>.</p> <p>▶ See <i>Surface Materials Reference Manual</i>. Specify with <i>full-fill finish</i> and select wood color number.</p> <p>▶ See <i>Surface Materials</i>, page 267.</p> <p>Specify paint color number. Specify paint color number. Specify paint color number.</p>
<p><b>Grommets</b></p> <ul style="list-style-type: none"> <li>• Available on all 18"D returns</li> <li>• Additional locations available on 48"W return only</li> </ul>	<p>+\$33 each</p> <p>+\$33 each</p>	<p>Back center: <i>CWBC</i> and plastic color number Back left: <i>CWBL</i> and plastic color number Back right: <i>CWBR</i> and plastic color number</p> <p>▶ See <i>Surface Materials</i>, page 267.</p>
<p><b>Return Location</b></p> <ul style="list-style-type: none"> <li>• Right-hand return</li> </ul>	<p>No cost</p>	<p>Replace <b>L</b> in style number with <b>R</b>.</p>
<p><b>Related Products</b></p> <ul style="list-style-type: none"> <li>• Worksurface accessories</li> <li>• Worksurface wiring and cabling</li> </ul>		<p>▶ Page 249</p> <p>▶ Pages 244–248</p>

Specification Information					
• Dimensions	• Knee-	• Style	• Base	• Option	
D    W	space	Number	Price	(Add \$ to	
	Width			Base Price)	
				Wood	
18"    36"	35"	<b>MR3618LE</b>	\$931	+\$284	
18"    48"	47"	<b>MR4818LE</b>	\$994	+\$324	



# 24"D Returns

SIN 711.1



Standard Includes	Required to Specify
-------------------	---------------------

- |  |   |
|--|---|
| <ul style="list-style-type: none"> <li>• Left-hand return</li> <li>• Worksurface: laminate</li> <li>• Side and back edges: plastic square edge default</li> <li>• End panel and back panel: paint price group 1</li> <li>• Shipped knocked down</li> </ul> | <ol style="list-style-type: none"> <li>1 Style number</li> <li>2 Laminate color number for worksurface</li> <li>3 Paint color number for end panel and back panel</li> <li>4 Options, if selected (see below)</li> </ol> <p>▶ See <i>Surface Materials</i>, page 267.</p> |
|--|---|

Options	Price	Required to Specify
---------	-------	---------------------

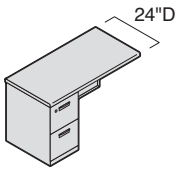
<b>Surface Materials</b>	<b>Worksurface</b> <ul style="list-style-type: none"> <li>• Open Line laminate</li> <li>• Wood</li> <li>• Customiz stain on wood</li> <li>• Full-fill finish</li> </ul>	+\$64 plus cost of laminate Prices below No cost Prices below	▶ See <i>Surface Materials Reference Manual</i> .  Select wood color number. Specify with <i>Customiz stain</i> . ▶ See <i>Surface Materials Reference Manual</i> . Specify with <i>full-fill finish</i> and select wood color number. ▶ See <i>Surface Materials</i> , page 267.
	<b>Return</b>	No cost +\$41 +\$70	Specify paint color number. Specify paint color number. Specify paint color number.
<b>Grommets</b>	<ul style="list-style-type: none"> <li>• Available on all 24"D returns</li> <li>• Additional locations available on 48"W and 60¼"W returns only</li> </ul>	+\$33 each  +\$33 each	Back center: <i>CWBC</i> and plastic color number Front center: <i>CWFC</i> and plastic color number Keyboard: <i>CWKB</i> and plastic color number Back left: <i>CWBL</i> and plastic color number Back right: <i>CWBR</i> and plastic color number Front left: <i>CWFL</i> and plastic color number Front right: <i>CWFR</i> and plastic color number ▶ See <i>Surface Materials</i> , page 267.
<b>Return Location</b>	<ul style="list-style-type: none"> <li>• Right-hand return</li> </ul>	No cost	Replace <b>L</b> in style number with <b>R</b> .
<b>Related Products</b>	<ul style="list-style-type: none"> <li>• Worksurface accessories</li> <li>• Worksurface wiring and cabling</li> </ul>		▶ Page 249 ▶ Pages 244–248

Specification Information						
Dimensions	Knee-space	Style	Base	Options		
D	W	Number	Price	(Add \$ to Base Price)		
Width	Width			Wood	Full-Fill	Finish on
:	:	:	:	:	:	Wood

24"	36"	35"	<b>MR3624LE</b>	\$1046	+\$284	+\$310
24"	48"	47"	<b>MR4824LE</b>	\$1193	+\$324	+\$368
24"	60¼"	59"	<b>MR6024LE</b>	\$1292	+\$367	+\$411
:	:	:	:	:	:	:

# 24"D Returns with Pedestals

SIN 711.1



Standard Includes	Required to Specify
<ul style="list-style-type: none"> <li>• Left-hand return</li> <li>• Worksurface: laminate</li> <li>• Side and back edges: plastic square edge default</li> <li>• Back panel and pedestal: paint price group 1</li> <li>• Drawer pulls: all paint price groups</li> <li>• Support plate: black paint only</li> <li>• Lock, keyed random: 9201 Polished Chrome</li> <li>• Full drawer interiors: black only                             <ul style="list-style-type: none"> <li>— One pencil tray and two box drawer dividers per box/box/file pedestal</li> </ul> </li> <li>• Shipped knocked down</li> </ul>	<ol style="list-style-type: none"> <li>1 Style number</li> <li>2 Laminate color number for worksurface</li> <li>3 Paint color number for back panel and pedestal</li> <li>4 Paint color number for drawer pulls</li> <li>5 Options, if selected (see below)</li> </ol> <p>▶ See <i>Surface Materials</i>, page 267.</p>

Options	Price	Required to Specify
<p><b>Surface Materials</b></p> <p><b>Worksurface</b></p> <ul style="list-style-type: none"> <li>• Open Line laminate</li> <li>• Wood</li> <li>• Customiz stain on wood</li> <li>• Full-fill finish</li> </ul> <p><b>Return</b></p> <ul style="list-style-type: none"> <li>• Paint price group 1</li> <li>• Paint price group 2</li> <li>• Paint price group 3</li> </ul>	<p>+ \$ 64 plus cost of laminate Prices at right No cost Prices at right</p> <p>No cost + \$ 41 + \$ 70</p>	<p>▶ See <i>Surface Materials Reference Manual</i>.</p> <p>Select wood color number. Specify with <i>Customiz stain</i>.</p> <p>▶ See <i>Surface Materials Reference Manual</i>. Specify with <i>full-fill finish</i> and select wood color number.</p> <p>▶ See <i>Surface Materials</i>, page 267.</p> <p>Specify paint color number. Specify paint color number. Specify paint color number.</p>
<p><b>Drawer Accessories</b></p> <p><b>Rails</b></p> <ul style="list-style-type: none"> <li>• Two side-to-side hanging file rails per file drawer</li> </ul>	<p>No cost</p>	<p>Specify with <i>rails</i>.</p>
<p><b>Lock and Keying</b></p> <p><b>Lock</b></p> <ul style="list-style-type: none"> <li>• Ember Chrome</li> </ul> <p><b>Individual locking drawers</b></p> <ul style="list-style-type: none"> <li>• File/file pedestals only</li> </ul> <p><b>Keying</b></p> <ul style="list-style-type: none"> <li>• Factory- and field-installed keying</li> </ul>	<p>No cost</p> <p>+ \$ 120</p>	<p>Specify with <i>9250 Ember Chrome lock</i>.</p> <p>Specify with <i>individual drawer lock</i>.</p> <p>▶ Page 284</p>
<p><b>Grommets</b></p> <ul style="list-style-type: none"> <li>• Available on all 24"D returns</li> <li>• Available on 48"W and 60¼"W right-hand returns only</li> <li>• Available on 48"W and 60¼"W left-hand returns only</li> </ul>	<p>+ \$ 33 each + \$ 33 each + \$ 33 each</p>	<p>Back center: <i>CWBC</i> and plastic color number Front center: <i>CWFC</i> and plastic color number Keyboard: <i>CWKB</i> and plastic color number Back left: <i>CWBL</i> and plastic color number Front left: <i>CWFL</i> and plastic color number Back right: <i>CWBR</i> and plastic color number Front right: <i>CWFR</i> and plastic color number</p> <p>▶ See <i>Surface Materials</i>, page 267.</p>
<p><b>Pedestal</b></p> <p><b>Substitutions</b></p> <ul style="list-style-type: none"> <li>• Box, box, file</li> </ul>	<p>No cost</p>	<p>Specify with <i>BBF</i> and location.</p>

▶ Options, continued on next page

Tip: Pedestal will block access to front grommets.

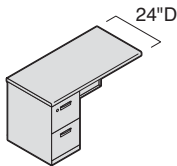
SIN 711.1

► Options, continued from previous page

Options	Price	Required to Specify
<b>Return Location</b> • Right-hand return	No cost	Replace <b>L</b> in style number with <b>R</b> . <i>Tip: Replace the second L with R when the style number has two Ls. Example: Change MR3624-LLP to MR3624-LRP.</i>
<b>Related Products</b> • Worksurface accessories • Worksurface wiring and cabling • Storage accessories		► Page 249 ► Pages 244–248 ► Pages 260–262

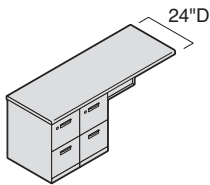
Specification Information

Dimensions		Knee-space	Style	Base	Options
D	W	Width	Number	Price	(Add \$ to Base Price)
:	:	:	:	:	Wood
:	:	:	:	:	Full-Fill
:	:	:	:	:	Finish on
:	:	:	:	:	Wood



Returns with One Pedestal and Pedestal Lock

D	W	Knee-space Width	Style Number	Base Price	Options	Price
24"	36"	21"	<b>MR3624LLP</b>	\$1471	+\$284	+\$310
24"	48"	33"	<b>MR4824LLP</b>	\$1608	+\$324	+\$368
24"	60¼"	45"	<b>MR6024LLP</b>	\$1693	+\$367	+\$411

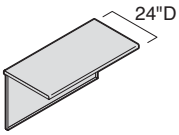


Return with Two Pedestals and Two Pedestal Locks

24"	60¼"	30"	<b>MR6024LLDP</b>	\$2515	+\$367	+\$411
-----	------	-----	-------------------	--------	--------	--------

# 24"D Bridges

SIN 711.1



Standard Includes	Required to Specify
<ul style="list-style-type: none"> <li>• Worksurface: laminate</li> <li>• Side and back edges: plastic square edge default</li> <li>• Back panel: paint price group 1</li> <li>• Support plates: black paint only</li> <li>• Shipped knocked down</li> </ul>	<ol style="list-style-type: none"> <li>1 Style number</li> <li>2 Laminate color number for worksurface</li> <li>3 Paint color number for back panel</li> <li>4 Options, if selected (see below)</li> </ol> <p>▶ See <i>Surface Materials</i>, page 267.</p>

Options	Price	Required to Specify
<b>Surface Materials</b>		
<b>Worksurface</b>		
• Open Line laminate	+\$ 64 plus cost of laminate	▶ See <i>Surface Materials Reference Manual</i> .  Select wood color number. Specify with <i>Customiz stain</i> .
• Wood	+\$324	▶ See <i>Surface Materials Reference Manual</i> . Specify with <i>full-fill finish</i> and select wood color number.
• Customiz stain on wood	No cost	
• Full-fill finish	+\$ 44	▶ See <i>Surface Materials</i> , page 267.
<b>Bridge</b>		
• Paint price group 1	No cost	Specify paint color number.
• Paint price group 2	+\$ 11	Specify paint color number.
• Paint price group 3	+\$ 21	Specify paint color number.
<b>Grommets</b>		
• Available on 24"D bridges	+\$ 33 each	Back left: <i>CWBL</i> and plastic color number Back right: <i>CWBR</i> and plastic color number Back center: <i>CWBC</i> and plastic color number Front left: <i>CWFL</i> and plastic color number Front right: <i>CWFR</i> and plastic color number Front center: <i>CWFC</i> and plastic color number Keyboard: <i>CWKB</i> and plastic color number ▶ See <i>Surface Materials</i> , page 267.
<b>Related Products</b>		
• Worksurface fillers		▶ Page 218
• Worksurface accessories		▶ Page 249
• Worksurface wiring and cabling		▶ Pages 244–248

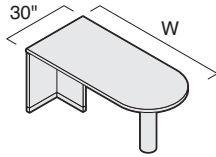
Specification Information			
• Dimensions		• Style	• Base
D	W	Number	Price
24"	48"	<b>MBR4824</b>	\$831

# Radius-End Tables

1 1/2" Thick

SIN 711.1

## Radius-End Tables with Laminate Worksurface



Tip: Unit must be connected to a bridge, return, or adjoining worksurface to form a L- or U-shaped configuration and to provide proper stability. Additional attachment hardware may need to be ordered.

Standard Includes	Required to Specify
-------------------	---------------------

- Worksurface: laminate
- Worksurface user edge: plastic T-mold
- Worksurface straight edge: plastic square edge default
- Column support: paint price group 1
- End panel and center support: paint price group 1

- 1 Style number
  - 2 Laminate color number for worksurface
  - 3 Plastic color number for T-mold worksurface edge
  - 4 Paint color number for end panel, column support, and modesty panel, if selected.
  - 5 Options, if selected (see below)
- ▶ See *Surface Materials*, page 267.

Surface Materials	Options	Price	Required to Specify
-------------------	---------	-------	---------------------

<b>Surface Materials</b>	<b>Worksurface</b>	• Open Line laminate	+\$ 64 plus cost of laminate	▶ See <i>Surface Materials Reference Manual</i> .
	<b>Column support</b>	• Polished Chrome	+\$106	Specify with 9201 Polished Chrome column.
	<b>End panel, center support, and back panel</b>	• Paint price group 1 • Paint price group 2 • Paint price group 3	No cost +\$ 36 +\$ 62	Specify paint color number. Specify paint color number. Specify paint color number.
<b>Grommets</b>	• Available on 30"D worksurfaces	+\$ 33 each	Back left: CWBL and plastic color number Back right: CWBR and plastic color number	
<b>Modesty Panel</b>	• Modesty panel and column bracket	Prices below	Specify with <i>modesty panel</i> .	

Specification Information				
• Dimensions	• Style	• Base	• Option	
D W	Number	Price	(Add \$ to Base Price)	

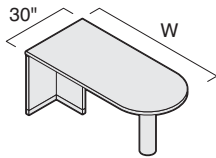
• Modesty Panel				
30"	60"	<b>MPT6030FS</b>	\$1699	+\$307
30"	66"	<b>MPT6630FS</b>	\$1716	+\$319
30"	72"	<b>MPT7230FS</b>	\$1728	+\$333
:	:	:	:	:

Avenir

Radius-End Tables, continued

SIN 711.1

Radius-End Tables with Wood Worksurface



Tip: Unit must be connected to a bridge, return, or adjoining worksurface to form a L- or U-shaped configuration and to provide proper stability. Additional attachment hardware may need to be ordered.

Standard Includes	Required to Specify
<ul style="list-style-type: none"> <li>• Worksurface: wood</li> <li>• Worksurface edges: wood</li> <li>• Column support: paint price group 1</li> <li>• End panel and center support: paint price group 1</li> </ul>	<ol style="list-style-type: none"> <li>1 Style number</li> <li>2 Wood color number for worksurface and worksurface edge</li> <li>3 Paint color number for end panel, column support, and modesty panel, if selected.</li> <li>4 Options, if selected (see below)</li> </ol> <p>▶ See <i>Surface Materials</i>, page 267.</p>

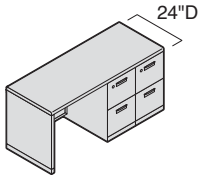
Surface Materials	Options	Price	Required to Specify
	<b>Worksurface</b>		
	• Customiz stain on wood	No cost	Specify with <i>Customiz stain</i> . ▶ See <i>Surface Materials Reference Manual</i> . Specify with <i>full-fill finish</i> and select wood color number.
	• Full-fill finish	+\$ 90	▶ See <i>Surface Materials</i> , page 267.
	<b>Column support</b>		
	• Polished Chrome	+\$106	Specify with <i>9201 Polished Chrome column</i> .
	<b>End panel, center support, and back panel</b>		
	• Paint price group 1	No cost	Specify paint color number.
	• Paint price group 2	+\$ 36	Specify paint color number.
	• Paint price group 3	+\$ 62	Specify paint color number.
<b>Grommets</b>	• Available on 30"D worksurfaces	+\$ 33 each	Back left: <i>CWBL</i> and plastic color number Back right: <i>CWBR</i> and plastic color number
<b>Modesty Panel</b>	• Modesty panel and column bracket	Prices below	Specify with <i>modesty panel</i> .

Specification Information				
• Dimensions		• Style Number	• Base Price	• Option (Add \$ to Base Price)
D	W			
30"	66"	<b>MWPT6630FS</b>	\$2115	+\$319
30"	72"	<b>MWPT7230FS</b>	\$2127	+\$333
•	•	•	•	•



# 24"D Credenzas with Kneespace

SIN 711.1



Standard Includes	Required to Specify
<ul style="list-style-type: none"> <li>• Right-hand credenza</li> <li>• Worksurface: laminate</li> <li>• Side edges: plastic square edge default</li> <li>• End panels, back panel, and pedestals: paint price group 1</li> <li>• Drawer pulls: all paint price groups</li> <li>• Locks, keyed random: 9201 Polished Chrome</li> <li>• Full drawer interiors: black only                             <ul style="list-style-type: none"> <li>—One pencil tray and two box drawer dividers per box/box/file pedestal</li> </ul> </li> <li>• Shipped knocked down</li> </ul>	<ol style="list-style-type: none"> <li>1 Style number</li> <li>2 Laminate color number for worksurface</li> <li>3 Paint color number for end panels, back panel, and pedestals</li> <li>4 Paint color number for drawer pulls</li> <li>5 Options, if selected (see below)                             <ul style="list-style-type: none"> <li>▶ See <i>Surface Materials</i>, page 267.</li> </ul> </li> </ol>

Options	Price	Required to Specify
<p><b>Surface Materials</b></p> <p><b>Worksurface</b></p> <ul style="list-style-type: none"> <li>• Open Line laminate</li> <li>• Wood</li> <li>• Customiz stain on wood</li> <li>• Full-fill finish</li> </ul> <p><b>Credenza</b></p> <ul style="list-style-type: none"> <li>• Paint price group 1</li> <li>• Paint price group 2</li> <li>• Paint price group 3</li> </ul>	<p>+\$ 64 plus cost of laminate</p> <p>+\$367</p> <p>No cost</p> <p>Prices at right</p> <p>No cost</p> <p>+\$102</p> <p>+\$174</p>	<p>▶ See <i>Surface Materials Reference Manual</i>.</p> <p>Select wood color number. Specify with <i>Customiz stain</i>.</p> <p>▶ See <i>Surface Materials Reference Manual</i>. Specify with <i>full-fill finish</i> and select wood color number.</p> <p>▶ See <i>Surface Materials</i>, page 267.</p> <p>Specify paint color number.</p> <p>Specify paint color number.</p> <p>Specify paint color number.</p>
<p><b>Drawer Accessories</b></p> <p><b>Rails</b></p> <ul style="list-style-type: none"> <li>• Two side-to-side hanging file rails per file drawer</li> </ul>	<p>No cost</p>	<p>Specify with <i>rails</i>.</p>
<p><b>Lock and Keying</b></p> <p><b>Lock</b></p> <ul style="list-style-type: none"> <li>• Ember Chrome</li> </ul> <p><b>Individual locking drawers</b></p> <ul style="list-style-type: none"> <li>• File/file pedestals only</li> </ul> <p><b>Keying</b></p> <ul style="list-style-type: none"> <li>• Factory- and field-installed keying</li> </ul>	<p>No cost</p> <p>+\$120</p>	<p>Specify with <i>9250 Ember Chrome lock</i>.</p> <p>Specify with <i>individual drawer lock</i>.</p> <p>▶ Page 284</p>
<p><b>Grommets</b></p> <p><b>Grommet locations for 60<sup>1</sup>/<sub>4</sub>"W and 72<sup>1</sup>/<sub>4</sub>"W credenzas only</b></p> <ul style="list-style-type: none"> <li>• Available on right-hand credenzas only</li> <li>• Available on left-hand credenzas only</li> </ul> <p><b>Grommet locations for 66<sup>1</sup>/<sub>4</sub>"W credenzas only</b></p> <ul style="list-style-type: none"> <li>• Available on right-hand credenzas only</li> <li>• Available on left-hand credenzas only</li> <li>• Additional locations available on both versions</li> </ul>	<p>+\$ 33 each</p> <p>+\$ 33 each</p> <p>+\$ 33 each</p> <p>+\$ 33 each</p> <p>+\$ 33 each</p>	<p>Back left: <i>CWBL</i> and plastic color number. Front left: <i>CWFL</i> and plastic color number</p> <p>Back right: <i>CWBR</i> and plastic color number. Front right: <i>CWFR</i> and plastic color number</p> <p>Back left: <i>CWBL</i> and plastic color number</p> <p>Front left: <i>CWFL</i> and plastic color number</p> <p>Back right: <i>CWBR</i> and plastic color number</p> <p>Front right: <i>CWFR</i> and plastic color number</p> <p>Back center: <i>CWBC</i> and plastic color number</p> <p>Front center: <i>CWFC</i> and plastic color number</p> <p>▶ See <i>Surface Materials</i>, page 267.</p>

Tip: Pedestals will block access to front grommets.

▶ Options, continued on next page



SIN 711.1

► Options, continued from previous page

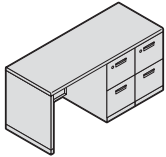
Options	Price	Required to Specify
<b>Pedestals</b>		
<b>Substitutions</b>		
• File, file	No cost	Specify with <i>FF</i> and location.
• Box, box, file	No cost	Specify with <i>BBF</i> and location.
<b>Location</b>		
• Left	No cost	Replace <b>R</b> in style number with <b>L</b> .
<b>Related Products</b>	<ul style="list-style-type: none"> <li>• Worksurface accessories</li> <li>• Worksurface wiring and cabling</li> <li>• Storage accessories</li> </ul>	<ul style="list-style-type: none"> <li>► Page 249</li> <li>► Pages 244–248</li> <li>► Pages 260–262</li> </ul>

Specification Information

Dimensions	Knee-space	Style	Base	Option
D W	Width	Number	Price	(Add \$ to Base Price)
				Full-Fill Finish on Wood

Credenzas with Two Pedestals and Two Pedestal Locks

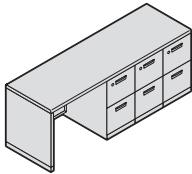
24"	60¼"	29"	<b>MC6024LRDP</b>	\$2891	+\$411
24"	66¼"	35"	<b>MC6624LRDP</b>	\$2967	+\$431



Standard pedestals:  
• Right: two pedestals, two file drawers per pedestal

Credenza with Three Pedestals and Three Pedestal Locks

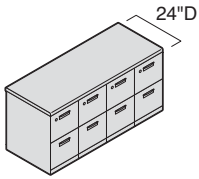
24"	72¼"	26"	<b>MC7224LRTP</b>	\$3686	+\$431
-----	------	-----	-------------------	--------	--------



Standard pedestals:  
• Right: three pedestals, two file drawers per pedestal

# 24"D Credenzas without Kneespace

SIN 711.1



Standard Includes	Required to Specify
<ul style="list-style-type: none"> <li>• Worksurface: laminate</li> <li>• Side edges: plastic default</li> <li>• Back panel and pedestals: paint price group 1</li> <li>• Drawer pulls: all paint price groups</li> <li>• Locks, keyed random: 9201 Polished Chrome</li> <li>• Full drawer interiors: black only                             <ul style="list-style-type: none"> <li>—One pencil tray and two box drawer dividers per box/box/file pedestal</li> </ul> </li> <li>• Shipped knocked down</li> </ul>	<ol style="list-style-type: none"> <li>1 Style number</li> <li>2 Laminate color number for worksurface</li> <li>3 Paint color number for back panel and pedestals</li> <li>4 Paint color number for drawer pulls</li> <li>5 Options, if selected (see below)                             <ul style="list-style-type: none"> <li>▶ See <i>Surface Materials</i>, page 267.</li> </ul> </li> </ol>

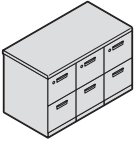
	Options	Price	Required to Specify
<b>Surface Materials</b>	<b>Worksurface</b>		
	<ul style="list-style-type: none"> <li>• Open Line laminate</li> <li>• Wood</li> <li>• Customiz stain on wood</li> <li>• Full-fill finish</li> </ul>	<ul style="list-style-type: none"> <li>+\$ 64 plus cost of laminate</li> <li>Prices at right</li> <li>No cost</li> <li>+\$ 44</li> </ul>	<ul style="list-style-type: none"> <li>▶ See <i>Surface Materials Reference Manual</i>.</li> <li>Select wood color number. Specify with <i>Customiz stain</i>.</li> <li>▶ See <i>Surface Materials Reference Manual</i>.</li> <li>Specify with <i>full-fill finish</i> and select wood color number.</li> <li>▶ See <i>Surface Materials</i>, page 267.</li> </ul>
<b>Drawer Accessories</b>	<b>Credenza</b>		
	<ul style="list-style-type: none"> <li>• Paint price group 1</li> <li>• Paint price group 2</li> <li>• Paint price group 3</li> </ul>	<ul style="list-style-type: none"> <li>No cost</li> <li>+\$102</li> <li>+\$174</li> </ul>	<ul style="list-style-type: none"> <li>Specify paint color number.</li> <li>Specify paint color number.</li> <li>Specify paint color number.</li> </ul>
	<b>Rails</b>		
<b>Lock and Keying</b>	<ul style="list-style-type: none"> <li>• Two side-to-side hanging file rails per file drawer</li> </ul>	No cost	Specify with <i>rails</i> .
	<b>Lock</b>		
	<ul style="list-style-type: none"> <li>• Ember Chrome</li> </ul>	No cost	Specify with <i>9250 Ember Chrome lock</i> .
	<b>Individual locking drawers</b>		
<b>Pedestals</b>	<ul style="list-style-type: none"> <li>• File/file pedestals only</li> </ul>	+\$120	Specify with <i>individual drawer lock</i> .
	<b>Keying</b>		
	<ul style="list-style-type: none"> <li>• Factory- and field-installed keying</li> </ul>		▶ Page 284
<b>Related Products</b>	<b>Substitutions</b>		
	<ul style="list-style-type: none"> <li>• File, file</li> <li>• Box, box, file</li> </ul>	<ul style="list-style-type: none"> <li>No cost</li> <li>No cost</li> </ul>	<ul style="list-style-type: none"> <li>Specify with <i>FF</i> and location.</li> <li>Specify with <i>BBF</i> and location.</li> </ul>
	<ul style="list-style-type: none"> <li>• Worksurface accessories</li> <li>• Worksurface wiring and cabling</li> <li>• Storage accessories</li> </ul>		<ul style="list-style-type: none"> <li>▶ Page 249</li> <li>▶ Pages 244–248</li> <li>▶ Pages 260–262</li> </ul>

**Specification Information**

• Dimensions		• Style Number	• Base Price	• Option (Add \$ to Base Price)
D	W			
:	:	:	:	Wood

**Credenza with Three Pedestals and Three Pedestal Locks**

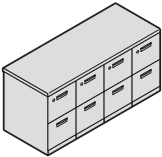
24"	45"	<b>MC4524L</b>	\$3070	+\$324
:	:	:	:	:



Standard pedestals:  
• Three pedestals, two file  
drawers per pedestal

**Credenza with Four Pedestals and Four Pedestal Locks**

24"	60 <sup>1</sup> / <sub>4</sub> "	<b>MC6024L</b>	\$3984	+\$367
:	:	:	:	:

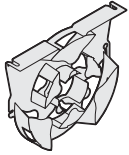


Standard pedestals:  
• Four pedestals, two file  
drawers per pedestal

# Worksurface Wiring and Cabling

SIN 711.1

## Cable and Fiber Reels

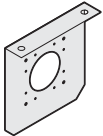


Standard Includes	Required to Specify
<ul style="list-style-type: none"> <li>• Package of four reels: black plastic only</li> </ul>	Style number

### Specification Information

• Dimensions			• Style	• Price
D	W	H	Number	
1¼"	8"	8 <sup>5</sup> / <sub>16</sub> "	<b>98766</b>	\$116

## Termination Plate

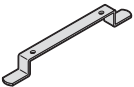


Standard Includes	Required to Specify
<ul style="list-style-type: none"> <li>• Termination plate: black paint only</li> </ul>	Style number

### Specification Information

• Dimensions			• Style	• Price
D	W	H	Number	
¾"	7 <sup>1</sup> / <sub>8</sub> "	7 <sup>1</sup> / <sub>8</sub> "	<b>98765</b>	\$17

## Cord Reels

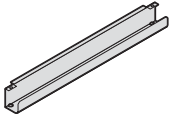


Standard Includes	Required to Specify
<ul style="list-style-type: none"> <li>• Carton of six cord reels: grey paint only</li> </ul>	Style number

### Specification Information

• Style	• Price
Number	
<b>98767</b>	\$49

## Cable Storage Tray



Standard Includes	Required to Specify
<ul style="list-style-type: none"> <li>Cable storage tray: black paint only</li> </ul>	Style number

### Specification Information

Dimensions			Style Number	Price
D	W	H		
2"	24"	2½"	<b>98768</b>	\$38

## Wire Guide Clips




Tip: Recommended for painted metal surfaces only.

Standard Includes	Required to Specify
<ul style="list-style-type: none"> <li>Carton of 20 adhesive-backed wire guide clips: black plastic only</li> </ul>	Style number

### Specification Information

Style Number	Price
<b>32WCP</b>	\$27

## Grommet Convenience Receptacles



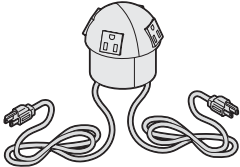
Standard Includes	Required to Specify
<ul style="list-style-type: none"> <li>Carton of three receptacles each with 9' cord, three-prong plug: black plastic only</li> </ul>	Style number

### Specification Information

Style Number	Price
<b>98683WS</b>	\$162

SIN 711.1

**Power Spheres**



Tip: Sphere is field installed. Use 3"-diameter drill to cut mounting hole at desired location.

Standard Includes	Required to Specify
-------------------	---------------------

- Sphere with four simplex electrical outlets: black plastic
- Two 6' power cords (each rated at 15 amps), if selected: black plastic
- Two 6' Greenfield conduits (each rated at 15 amps), if selected: metal

Style number

Specification Information				
• Dimensions			• Style	• Price
D	W	H	Number	

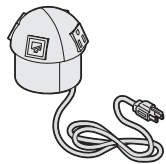
**Four Electrical Outlets with Two 6' Power Cords**

3 <sup>3</sup> / <sub>8</sub> "	3 <sup>3</sup> / <sub>8</sub> "	3"	<b>PTDMGB1</b>	\$230
---------------------------------	---------------------------------	----	----------------	-------

**Four Electrical Outlets with Two 6' Greenfield Conduits for Hardwiring**

3 <sup>3</sup> / <sub>8</sub> "	3 <sup>3</sup> / <sub>8</sub> "	3"	<b>PTDMGB2</b>	\$402
---------------------------------	---------------------------------	----	----------------	-------

**Power and Communication Spheres**



Tip: Sphere is field installed. Use 3"-diameter drill to cut mounting hole at desired location.

Tip: Face plates in sphere accommodates standard voice/data jacks. Order jacks by calling any of the manufacturers listed below:

- AMP Corporation  
1.800.522.6752
- Leviton  
1.800.722.2082
- Lucent  
1.800.344.0223
- Krone  
1.800.775.5766
- Panduit  
1.800.777.3300

Standard Includes	Required to Specify
-------------------	---------------------

- Sphere with two simplex electrical outlets: black plastic
- Face plates to accommodate two customer-supplied voice/data jacks: black plastic
- 6' power cord with plug rated at 15 amps, if selected: black plastic
- 6' Greenfield conduit for hardwiring, if selected: metal

Style number

Specification Information				
• Dimensions			• Style	• Price
D	W	H	Number	

**Sphere with One 6' Power Cord**

3 <sup>3</sup> / <sub>8</sub> "	3 <sup>3</sup> / <sub>8</sub> "	3"	<b>PTDMGB3</b>	\$230
---------------------------------	---------------------------------	----	----------------	-------

**Sphere with One 6' Greenfield Conduit for Hardwiring**

3 <sup>3</sup> / <sub>8</sub> "	3 <sup>3</sup> / <sub>8</sub> "	3"	<b>PTDMGB4</b>	\$330
---------------------------------	---------------------------------	----	----------------	-------

## Communication Sphere



*Tip: Sphere is field installed. Use 3"-diameter drill to cut mounting hole at desired location.*

*Tip: Order jacks by calling any of the manufacturers listed below:*

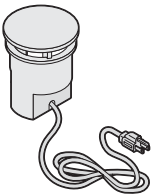
- AMP Corporation  
1.800.522.6752
- Leviton  
1.800.722.2082
- Lucent  
1.800.344.0223
- Krone  
1.800.775.5766
- Panduit  
1.800.777.3300

Standard Includes	Required to Specify
<ul style="list-style-type: none"> <li>• Sphere with face plates to accommodate four customer-supplied voice/data jacks: black plastic</li> </ul>	Style number

### Specification Information

• Dimensions			• Style	• Price
D	W	H	Number	
3 <sup>9</sup> / <sub>8</sub> "	3 <sup>9</sup> / <sub>8</sub> "	3"	<b>PTDMGB5</b>	\$230

## Round Power and Communication Port



*Tip: Port is field installed. Use a 3½"-diameter drill to cut mounting hole at desired location.*

*Tip: Order jacks by calling any of the manufacturers listed below:*

- AMP Corporation  
1.800.522.6752
- Leviton  
1.800.722.2082
- Lucent  
1.800.344.0223
- Krone  
1.800.775.5766
- Panduit  
1.800.777.3300

Standard Includes	Required to Specify
<ul style="list-style-type: none"> <li>• Round unit with two electrical outlets: black plastic</li> <li>• 6' power cord with plug rated at 15 amps: black plastic</li> <li>• Adapters for two customer-supplied data couplers/jacks</li> </ul>	Style number

### Specification Information

• Dimensions			• Style	• Price
D	W	H	Number	
4 <sup>1</sup> / <sub>4</sub> "	4 <sup>1</sup> / <sub>4</sub> "	4 <sup>5</sup> / <sub>16</sub> "	<b>PTRSGB1</b>	\$317

Worksurface Wiring and Cabling, continued

SIN 711.1

**Answer Universal Systems Worksurface Wire Managers**



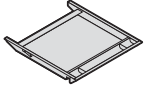
Standard Includes	Required to Specify
<ul style="list-style-type: none"> <li>• Set of six field installed worksurface wire managers: plastic</li> <li>• Attachment hardware</li> </ul>	<ul style="list-style-type: none"> <li>1 Style number</li> <li>2 Plastic color number for worksurface wire manager:                             <ul style="list-style-type: none"> <li>6000 Black</li> <li>6009 Arctic White</li> <li>6052 Milk</li> <li>6053 Seagull</li> <li>6249 Platinum Solid</li> <li>6654 Sand</li> <li>6695 Midnight</li> <li>6697 Fog</li> </ul> </li> </ul>

Specification Information	
• Style Number	• Price
<b>TS7WWM</b>	\$126
:	:



SIN 711.1

## Steel Center Drawers



Tip: You must use the 18 1/8"D center drawer on 24"D desks.

Standard Includes	Required to Specify
-------------------	---------------------

- Center drawer: all paint price groups
- Mounting frame: Grey Value 2 paint only

- 1 Style number
- 2 Paint color number for center drawer
- ▶ See *Surface Materials*, page 267.

Specification Information				
• Dimensions			• Style	• Price
D	W	H	Number	

• Dimensions			• Style	• Price
D	W	H	Number	
23"	21 1/2"	2 3/8"	<b>FCD20</b>	\$172
18 1/8"	21 1/2"	2 3/8"	<b>FSCD20</b>	\$176

## Plastic Center Drawer



Standard Includes	Required to Specify
-------------------	---------------------

- Drawer: black textured plastic only
- Slides: black plastic only
- Attachment hardware and installation template

- Style number

Specification Information				
• Dimensions			• Style	• Price
D	W	H	Number	

• Dimensions			• Style	• Price
D	W	H	Number	
19"	21"	1 3/8"	<b>ASHC1921X1</b>	\$ 68



---

# Specifying Avenir Storage

► For more detailed product information, see the *Avenir Specification Guide* or consult your Steelcase dealer.

## Storage with Avenir Pulls

Fixed Pedestals (SIN 711.1)	252
Worksurface-Supported Pedestals (SIN 711.1)	253
Mobile Pedestals (SIN 711.1)	254

## Storage with 200 Series Pulls

Fixed Pedestals (SIN 711.1)	256
Worksurface-Supported Pedestals (SIN 711.1)	257
Mobile Pedestals (SIN 711.1)	258

## Related Products

Storage Accessories (SIN 711.1)	260
Vertical Wire Managers (SIN 711.1)	263

# Fixed Pedestals

With Avenir Pulls

SIN 711.1

Standard Includes	Required to Specify
<ul style="list-style-type: none"> <li>• Pedestal: paint price group 1</li> <li>• Drawer pulls: all paint price groups</li> <li>• Pedestal filler: paint to match pedestal</li> <li>• Lock, keyed random: 9201 Polished Chrome</li> <li>• Full drawer interiors: black only                             <ul style="list-style-type: none"> <li>–One pencil tray and two box drawer dividers per box/box/file</li> </ul> </li> <li>• Four adjustable leveling glides: black only</li> </ul>	<ul style="list-style-type: none"> <li>1 Style number</li> <li>2 Paint color number for pedestal</li> <li>3 Paint color number for drawer pulls</li> <li>4 Options, if selected (see below)</li> <li>▶ See <i>Surface Materials</i>, page 267.</li> </ul>

Options	Price	Required to Specify
<b>Surface Materials</b> <ul style="list-style-type: none"> <li>• Pedestal</li> <li>• Paint price group 1</li> <li>• Paint price group 2</li> <li>• Paint price group 3</li> </ul>	<ul style="list-style-type: none"> <li>No cost</li> <li>+\$ 41</li> <li>+\$ 70</li> </ul>	<ul style="list-style-type: none"> <li>Specify paint color number.</li> <li>Specify paint color number.</li> <li>Specify paint color number.</li> </ul>
<b>Drawer Accessories</b> <ul style="list-style-type: none"> <li>• Rails</li> <li>• Two side-to-side hanging file rails per file drawer</li> </ul>	<ul style="list-style-type: none"> <li>No cost</li> </ul>	<ul style="list-style-type: none"> <li>Specify <i>with rails</i>.</li> </ul>
<b>Filler</b> <ul style="list-style-type: none"> <li>• Omit filler</li> </ul>	<ul style="list-style-type: none"> <li>–\$ 29</li> </ul>	<ul style="list-style-type: none"> <li>Specify <i>with no filler</i>.</li> </ul>
<b>Lock and Keying</b> <ul style="list-style-type: none"> <li>• Lock</li> <li>• Ember Chrome</li> </ul>	<ul style="list-style-type: none"> <li>No cost</li> </ul>	<ul style="list-style-type: none"> <li>Specify <i>with 9250 Ember Chrome lock</i>.</li> </ul>
<ul style="list-style-type: none"> <li>• Individual locking drawers</li> <li>• File/file pedestals only</li> </ul>	<ul style="list-style-type: none"> <li>+\$120</li> </ul>	<ul style="list-style-type: none"> <li>Specify <i>with individual drawer lock</i>.</li> </ul>
<ul style="list-style-type: none"> <li>• Keying</li> <li>• Factory- and field-installed keying</li> </ul>		<ul style="list-style-type: none"> <li>▶ Page 284</li> </ul>
<b>Related Products</b> <ul style="list-style-type: none"> <li>• Storage accessories</li> </ul>		<ul style="list-style-type: none"> <li>▶ Pages 260–262</li> </ul>

*Tip: Filler ships separate from the pedestal for field installation. Filler can be omitted if not needed for structural or aesthetic reasons.*

*Tip: Counterweights are not required on fixed pedestals.*

## Specification Information

Dimensions			Style	Base
D	W	H	Number	Price

### 15"W Pedestal with Two File Drawers and Lock

23½"	15"	27"	<b>MU2824FFL</b>	\$643
29½"	15"	27"	<b>MU2830FFL</b>	\$771

### 15"W Pedestal with Two Box Drawers, One File Drawer, and Lock

23½"	15"	27"	<b>MU2824BBFL</b>	\$659
29½"	15"	27"	<b>MU2830BBFL</b>	\$785



# Worksurface-Supported Pedestals

With Avenir Pulls

SIN 711.1



Tip: Counterweights are not required on worksurface-supported pedestals.

Standard Includes	Required to Specify
<ul style="list-style-type: none"> <li>• Pedestal: paint price group 1</li> <li>• Drawer pulls: all paint price groups</li> <li>• Lock, keyed random: 9201 Polished Chrome</li> <li>• Drawer interiors: black only                             <ul style="list-style-type: none"> <li>–One pencil tray and one box drawer divider</li> </ul> </li> <li>• Attachment hardware</li> </ul>	<ul style="list-style-type: none"> <li>1 Style number</li> <li>2 Paint color number for pedestal</li> <li>3 Paint color number for drawer pulls</li> <li>4 Options, if selected (see below)</li> <li>▶ See <i>Surface Materials</i>, page 267.</li> </ul>

Options	Price	Required to Specify
<b>Surface Materials</b> <b>Pedestal</b> <ul style="list-style-type: none"> <li>• Paint price group 1</li> <li>• Paint price group 2</li> <li>• Paint price group 3</li> </ul>	<ul style="list-style-type: none"> <li>No cost</li> <li>+\$41</li> <li>+\$70</li> </ul>	<ul style="list-style-type: none"> <li>Specify paint color number.</li> <li>Specify paint color number.</li> <li>Specify paint color number.</li> </ul>
<b>Drawer Accessories</b> <b>Rails</b> <ul style="list-style-type: none"> <li>• Two side-to-side hanging file rails per file drawer</li> </ul>	<ul style="list-style-type: none"> <li>No cost</li> </ul>	<ul style="list-style-type: none"> <li>Specify <i>with rails</i>.</li> </ul>
<b>Lock and Keying</b> <b>Lock</b> <ul style="list-style-type: none"> <li>• Ember Chrome</li> </ul> <b>Keying</b> <ul style="list-style-type: none"> <li>• Factory- and field-installed keying</li> </ul>	<ul style="list-style-type: none"> <li>No cost</li> </ul>	<ul style="list-style-type: none"> <li>Specify <i>with 9250 Ember Chrome lock</i>.</li> <li>▶ Page 284</li> </ul>
<b>Related Products</b> <ul style="list-style-type: none"> <li>• Storage accessories</li> </ul>		<ul style="list-style-type: none"> <li>▶ Pages 260–262</li> </ul>

## Specification Information

• Dimensions			• Style	• Base
D	W	H	Number	Price

### Pedestal with One Box Drawer, One File Drawer, and Lock

23½"	15"	18½"	<b>MUPC24BFL</b>	\$523
28½"	15"	18½"	<b>MUPC30BFL</b>	\$646

# Mobile Pedestals

With Avenir Pulls

SIN 711.1



Tip: Optional tops will increase the overall pedestal height.

Standard Includes	Required to Specify
<ul style="list-style-type: none"> <li>• Pedestal: paint price group 1</li> <li>• 1/8"H steel top: paint to match pedestal</li> <li>• Drawer pulls: all paint price groups</li> <li>• Lock, keyed random: 9201 Polished Chrome</li> <li>• Non-locking, hard-composition casters: black only</li> <li>• Counterweight package</li> <li>• Drawer interiors: black only                             <ul style="list-style-type: none"> <li>– One pencil tray and one box drawer divider</li> </ul> </li> <li>• Factory-installed cushion top, if selected:                             <ul style="list-style-type: none"> <li>–Cushion upholstery: price group 1</li> <li>–Retractable handle: black only</li> </ul> </li> </ul>	<ol style="list-style-type: none"> <li>1 Style number</li> <li>2 Paint color number for pedestal</li> <li>3 Paint color number for drawer pulls</li> <li>4 Fabric color number for cushion upholstery (MUP2224BFSC only)</li> <li>5 Options, if selected (see below)</li> </ol> <p>▶ See <i>Surface Materials</i>, page 267.</p>

Options	Price	Required to Specify
<b>Surface Materials</b> <b>Pedestal</b> <ul style="list-style-type: none"> <li>• Paint price group 1</li> <li>• Paint price group 2</li> <li>• Paint price group 3</li> </ul>	<ul style="list-style-type: none"> <li>No cost</li> <li>+\$ 41</li> <li>+\$ 70</li> </ul>	<ul style="list-style-type: none"> <li>Specify paint color number.</li> <li>Specify paint color number.</li> <li>Specify paint color number.</li> </ul>
<b>Tops</b> <ul style="list-style-type: none"> <li>• 1"H square edge steel top</li> </ul>	<ul style="list-style-type: none"> <li>+\$ 58</li> </ul>	<ul style="list-style-type: none"> <li>Specify with steel square top.</li> </ul>
<b>Laminate top</b> <ul style="list-style-type: none"> <li>• 13/16"H Square edge laminate top</li> <li>• 17/16"H Bullnose laminate top</li> </ul>	<ul style="list-style-type: none"> <li>+\$250</li> <li>+\$285</li> </ul>	<ul style="list-style-type: none"> <li>Specify with laminate top and indicate laminate color number.</li> <li>Specify with bullnose laminate top and indicate laminate color number.</li> </ul>
<ul style="list-style-type: none"> <li>• Open Line laminate on laminate top</li> </ul>	<ul style="list-style-type: none"> <li>+\$ 64 plus cost of laminate</li> </ul>	<ul style="list-style-type: none"> <li>▶ See <i>Surface Materials Reference Manual</i>.</li> </ul>
<b>Wood veneer top</b> <ul style="list-style-type: none"> <li>• 13/16"H Wood veneer top</li> </ul>	<ul style="list-style-type: none"> <li>+\$349</li> </ul>	<ul style="list-style-type: none"> <li>Specify with wood veneer top and indicate wood color number.</li> </ul>
<ul style="list-style-type: none"> <li>• Customiz stain on wood top</li> </ul>	<ul style="list-style-type: none"> <li>No cost</li> </ul>	<ul style="list-style-type: none"> <li>Specify with Customiz stain.</li> <li>▶ See <i>Surface Materials Reference Manual</i>.</li> </ul>
<b>Upholstery on cushion top</b> <ul style="list-style-type: none"> <li>• Fabric price group 1</li> <li>• Fabric price group 2</li> <li>• Fabric price group 3</li> <li>• Fabric price group 4</li> <li>• Fabric price group 5</li> <li>• Fabric price group 6</li> <li>• Fabric price group 7</li> <li>• Fabric price group 8</li> <li>• Fabric price group 9</li> <li>• Fabric price group 10</li> <li>• Leather price group</li> <li>• Elmosoft leather price group</li> <li>• Customer's Own Material (COM) or Customer's Own Leather (COL)</li> </ul>	<ul style="list-style-type: none"> <li>No cost</li> <li>+\$ 10</li> <li>+\$ 35</li> <li>+\$ 44</li> <li>+\$ 54</li> <li>+\$ 77</li> <li>+\$ 92</li> <li>+\$134</li> <li>+\$172</li> <li>+\$209</li> <li>+\$536</li> <li>+\$619</li> <li>+\$ 16</li> </ul>	<ul style="list-style-type: none"> <li>Specify fabric color number.</li> <li>Specify fabric color number.</li> <li>Specify fabric color number.</li> <li>Specify fabric color number.</li> <li>Specify fabric color number.</li> <li>Specify fabric color number.</li> <li>Specify fabric color number.</li> <li>Specify fabric color number.</li> <li>Specify fabric color number.</li> <li>Specify fabric color number.</li> <li>Specify leather color number.</li> <li>Specify Elmosoft leather color number.</li> </ul> <p>▶ See <i>Surface Materials</i>, page 267.</p> <p>▶ See <i>Surface Materials Reference Manual</i> to specify.</p>
<b>Drawer Accessories</b> <ul style="list-style-type: none"> <li>• Two side-to-side hanging file rails per file drawer</li> </ul>	<ul style="list-style-type: none"> <li>No cost</li> </ul>	<ul style="list-style-type: none"> <li>Specify with rails.</li> </ul>
<b>Lock and Keying</b> <ul style="list-style-type: none"> <li>• Ember Chrome</li> </ul>	<ul style="list-style-type: none"> <li>No cost</li> </ul>	<ul style="list-style-type: none"> <li>Specify with 9250 Ember Chrome lock.</li> </ul>
<ul style="list-style-type: none"> <li>• Factory- and field-installed keying</li> </ul>		<ul style="list-style-type: none"> <li>▶ Page 284</li> </ul>
<b>Related Products</b> <ul style="list-style-type: none"> <li>• Storage accessories</li> </ul>		<ul style="list-style-type: none"> <li>▶ Pages 260–262</li> </ul>

SIN 711.1

**Specification Information**

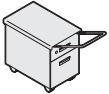
• Dimensions			• Style	• Base
D	W	H	Number	Price

**One Box and One File Drawer**

23½"	15"	21"	<b>MUP2224BFS</b>	\$ 897
------	-----	-----	-------------------	--------

**One Box and One File Drawer with Factory-Installed Pedestal Cushion Top with Handle**

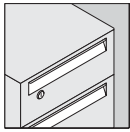
23½"	15"	23¼"	<b>MUP2224BFSC</b>	\$1288
------	-----	------	--------------------	--------



# Fixed Pedestals

With 200 Series Pulls

SIN 711.1



**200 Series pull**

*Tip: Counterweights are not required on fixed pedestals.*

*Tip: Filler ships separate from pedestal for field installation. Filler can be omitted if not needed for structural or aesthetic reasons.*

Standard Includes	Required to Specify
<ul style="list-style-type: none"> <li>• Pedestal and filler: paint price group 1</li> <li>• 200 Series drawer pulls: paint price group 1 to match pedestal paint color</li> <li>• Basic drawer interior:                             <ul style="list-style-type: none"> <li>–No drawer accessories</li> </ul> </li> <li>• Lock, if selected, keyed random: 9201 Polished Chrome</li> <li>• Four adjustable leveling glides: black only</li> <li>• Mounting hardware</li> </ul>	<ul style="list-style-type: none"> <li>1 Style number</li> <li>2 Paint color number for pedestal</li> <li>3 Options, if selected (see below)</li> <li>▶ See <i>Surface Materials</i>, page 267.</li> </ul>

Options	Price	Required to Specify
<b>Surface Materials</b> <b>Pedestal</b> <ul style="list-style-type: none"> <li>• Paint price group 1</li> <li>• Paint price group 2</li> <li>• Paint price group 3</li> </ul>	<ul style="list-style-type: none"> <li>No cost</li> <li>+\$ 41</li> <li>+\$ 70</li> </ul>	<ul style="list-style-type: none"> <li>Specify paint color number.</li> <li>Specify paint color number.</li> <li>Specify paint color number.</li> </ul>
<b>Drawer Accessories</b> <b>Rails</b> <ul style="list-style-type: none"> <li>• Two side-to-side hanging file rails per file drawer</li> </ul>	<ul style="list-style-type: none"> <li>No cost</li> </ul>	<ul style="list-style-type: none"> <li>Specify <i>with rails</i>.</li> </ul>
<b>Full Drawer Interiors</b> <b>24"D and 30"D box/box/file pedestals</b> <ul style="list-style-type: none"> <li>• One pencil tray and two box drawer dividers</li> </ul>	<ul style="list-style-type: none"> <li>+\$ 45</li> </ul>	<ul style="list-style-type: none"> <li>Specify <i>with full drawers</i>.</li> </ul>
<b>Filler</b> <ul style="list-style-type: none"> <li>• No filler</li> </ul>	<ul style="list-style-type: none"> <li>–\$ 29</li> </ul>	<ul style="list-style-type: none"> <li>Specify <i>with no filler</i>.</li> </ul>
<b>Lock and Keying</b> <b>Lock</b> <ul style="list-style-type: none"> <li>• Ember Chrome</li> </ul>	<ul style="list-style-type: none"> <li>No cost</li> </ul>	<ul style="list-style-type: none"> <li>Specify <i>with 9250 Ember Chrome lock</i>.</li> </ul>
	<b>Individual locking drawers</b> <ul style="list-style-type: none"> <li>• File/file pedestals only</li> </ul>	<ul style="list-style-type: none"> <li>+\$120</li> <li>Specify <i>with individual drawer lock</i>.</li> </ul>
	<b>Keying</b> <ul style="list-style-type: none"> <li>• Factory- and field-installed keying</li> </ul>	<ul style="list-style-type: none"> <li>▶ Page 284</li> </ul>
<b>Related Products</b> <ul style="list-style-type: none"> <li>• Storage accessories</li> </ul>		<ul style="list-style-type: none"> <li>▶ Pages 260–262</li> </ul>

## Specification Information

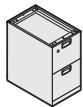
• Dimensions			• Style	• Base
• D	• W	• H	• Number	• Price

### Two File Drawers and Lock

23½"	15"	27"	<b>BUF24FFL</b>	\$604
29½"	15"	27"	<b>BUF30FFL</b>	\$719
:	:	:	:	:

### Two Box Drawers, One File Drawer, and Lock

23½"	15"	27"	<b>BUF24BBFL</b>	\$604
29½"	15"	27"	<b>BUF30BBFL</b>	\$719
:	:	:	:	:

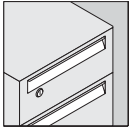




# Worksurface-Supported Pedestals

With 200 Series Pulls

SIN 711.1



**200 Series pull**

*Tip: Counterweights are not required on worksurface-supported pedestals.*

Standard Includes	Required to Specify
-------------------	---------------------

- Pedestal: paint price group 1
- 200 Series drawer pulls: paint price group 1 to match pedestal paint color
- Basic drawer interior
  - No drawer accessories
- Lock, if selected, keyed random: 9201 Polished Chrome
- Mounting hardware

- 1 Style number
- 2 Paint color number for pedestal
- 3 Options, if selected (see below)
  - ▶ See *Surface Materials*, page 267.

Options	Price	Required to Specify
---------	-------	---------------------

<b>Surface Materials</b>	<b>Pedestal</b>		
	• Paint price group 1	No cost	Specify paint color number.
	• Paint price group 2	+\$41	Specify paint color number.
	• Paint price group 3	+\$70	Specify paint color number.
<b>Drawer Accessories</b>	<b>Rails</b>		
	• Two side-to-side hanging file rails per file drawer	No cost	Specify <i>with rails</i> .
<b>Full Drawer Interiors</b>		+\$45	Specify <i>with full drawers</i> .
	• One pencil tray and one box drawer divider		
<b>Lock and Keying</b>	<b>Lock</b>		
	• Ember Chrome	No cost	Specify <i>with 9250 Ember Chrome lock</i> .
	<b>Keying</b>		
	• Factory- and field-installed keying		▶ Page 284
<b>Related Products</b>			▶ Pages 260–262

### Specification Information

Dimensions			Style	Base
D	W	H	Number	Price

#### One Box and One File Drawer with Lock

23½"	15"	19⅛"	<b>BUPF24BFL</b>	\$524
29½"	15"	19⅛"	<b>BUPF30BFL</b>	\$650
:	:	:	:	:

# Mobile Pedestal

With 200 Series Pulls

SIN 711.1



Tip: Optional tops will increase the overall pedestal height.

Standard Includes	Required to Specify
<ul style="list-style-type: none"> <li>• Pedestal: paint price group 1</li> <li>• 1/8"H steel top: paint to match pedestal</li> <li>• 200 Series drawer pulls: paint price group 1 to match pedestal paint color</li> <li>• Basic drawer interior: black only</li> <li>–No drawer accessories</li> <li>• Lock, keyed random: 9201 Polished Chrome</li> <li>• Non-locking, hard composition casters: black only</li> <li>• Counterweight package</li> </ul>	<ul style="list-style-type: none"> <li>1 Style number</li> <li>2 Paint color number for pedestal</li> <li>3 Options, if selected (see below)</li> <li>▶ See <i>Surface Materials</i>, page 267.</li> </ul>

Options	Price	Required to Specify
<p><b>Surface Materials</b></p> <p><b>Pedestal</b></p> <ul style="list-style-type: none"> <li>• Paint price group 1</li> <li>• Paint price group 2</li> <li>• Paint price group 3</li> </ul>	<ul style="list-style-type: none"> <li>No cost</li> <li>+\$ 41</li> <li>+\$ 70</li> </ul>	<ul style="list-style-type: none"> <li>Specify paint color number.</li> <li>Specify paint color number.</li> <li>Specify paint color number.</li> </ul>
<p><b>Tops</b></p> <ul style="list-style-type: none"> <li>• 1"H square edge steel top</li> </ul> <p><b>Laminate top</b></p> <ul style="list-style-type: none"> <li>• 1 3/16"H square edge laminate top</li> <li>• 1 7/16"H bullnose laminate top</li> <li>• Open Line laminate on laminate top</li> </ul> <p><b>Wood veneer top</b></p> <ul style="list-style-type: none"> <li>• 1 3/16"H wood veneer top</li> <li>• Customiz stain on wood top</li> </ul> <p><b>Cushion top for factory installation on BUMPF24BFL only</b></p> <ul style="list-style-type: none"> <li>• Cushion top with black handle</li> </ul> <p><b>Upholstery on cushion top</b></p> <ul style="list-style-type: none"> <li>• Fabric price group 1</li> <li>• Fabric price group 2</li> <li>• Fabric price group 3</li> <li>• Fabric price group 4</li> <li>• Fabric price group 5</li> <li>• Fabric price group 6</li> <li>• Fabric price group 7</li> <li>• Fabric price group 8</li> <li>• Fabric price group 9</li> <li>• Fabric price group 10</li> <li>• Leather price group</li> <li>• Elmosoft leather price group</li> <li>• Customer's own material (COM) or Customer's own leather (COL)</li> </ul>	<ul style="list-style-type: none"> <li>+\$ 58</li> <li>+\$250</li> <li>+\$285</li> <li>+\$ 64 plus cost of laminate</li> <li>+\$349</li> <li>No cost</li> <li>+\$391</li> <li>No cost</li> <li>+\$ 10</li> <li>+\$ 35</li> <li>+\$ 44</li> <li>+\$ 54</li> <li>+\$ 77</li> <li>+\$ 92</li> <li>+\$134</li> <li>+\$172</li> <li>+\$209</li> <li>+\$536</li> <li>+\$619</li> <li>+\$ 16</li> </ul>	<ul style="list-style-type: none"> <li>Specify with steel square top.</li> <li>Specify with laminate top and indicate laminate color number.</li> <li>Specify with bullnose laminate top and indicate laminate color number.</li> <li>▶ See <i>Surface Materials Reference Manual</i>.</li> <li>Specify with wood veneer top and indicate wood color number.</li> <li>Specify with Customiz stain.</li> <li>▶ See <i>Surface Materials Reference Manual</i>.</li> <li>Specify with cushion top and handle and indicate fabric color number.</li> <li>Specify fabric color number.</li> <li>Specify fabric color number.</li> <li>Specify fabric color number.</li> <li>Specify fabric color number.</li> <li>Specify fabric color number.</li> <li>Specify fabric color number.</li> <li>Specify fabric color number.</li> <li>Specify fabric color number.</li> <li>Specify fabric color number.</li> <li>Specify fabric color number.</li> <li>Specify leather color number.</li> <li>▶ See <i>Surface Materials</i>, page 267.</li> <li>Specify Elmosoft leather color number.</li> <li>▶ See <i>Surface Materials Reference Manual</i> to specify.</li> </ul>
<p><b>Drawer Accessories</b></p> <p><b>Rails</b></p> <ul style="list-style-type: none"> <li>• Two side-to-side hanging file rails per file drawer</li> </ul>	<ul style="list-style-type: none"> <li>No cost</li> </ul>	<ul style="list-style-type: none"> <li>Specify with rails.</li> </ul>
<p><b>Full Drawer Interiors</b></p> <ul style="list-style-type: none"> <li>• Full-depth drawers, full drawer extensions, pencil tray, and box drawer dividers</li> </ul>	<ul style="list-style-type: none"> <li>+\$ 45</li> </ul>	<ul style="list-style-type: none"> <li>Specify with full drawers.</li> </ul>
<p><b>Lock and Keying</b></p> <p><b>Lock</b></p> <ul style="list-style-type: none"> <li>• Ember Chrome</li> </ul> <p><b>Keying</b></p> <ul style="list-style-type: none"> <li>• Factory- and field-installed keying</li> </ul>	<ul style="list-style-type: none"> <li>No cost</li> </ul>	<ul style="list-style-type: none"> <li>Specify with 9250 Ember Chrome lock.</li> <li>▶ Page 284</li> </ul>

SIN 711.1

**Specification Information**

Dimensions			Style	Base
D	W	H	Number	Price

**One Box and One File Drawer**

23½"	15"	21"	<b>BUMPF24BFL</b>	\$846
------	-----	-----	-------------------	-------

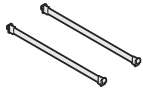


# Storage Accessories

SIN 711.1

## Rails

For Use in Pedestals Manufactured after February 22, 2004  
 For Use in Universal Towers and Universal Workstation Verticals



Tip: Two rails per drawer accommodate side-to-side filing of letter, A4-, and legal-size hanging folders.

Tip: For pedestals manufactured on or before February 22, 2004 see Service Parts catalog.

Standard Includes	Required to Specify
• Package of two or four rails: black only	Style number

### Specification Information

Width	Style Number	Price
12"	<b>RXADRL15</b>	\$21

### For Use with Drawers

#### Package of Two

12"	<b>RXADRL15</b>	\$21
-----	-----------------	------

## Dividers

For Use in Pedestals Manufactured after February 22, 2004  
 For Use in Universal Towers and Universal Workstation Verticals

Tip: For pedestals manufactured on or before February 22, 2004 see Service Parts catalog.



Standard Includes	Required to Specify
• Package of two dividers: black only	Style number

### Specification Information

Width	Quantity	Style Number	Price
12"	2	<b>RDV1506</b>	\$ 33

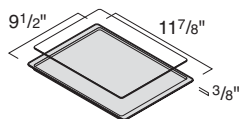
### For Use in 6"H Drawers

12"	2	<b>RDV1506</b>	\$ 33
-----	---	----------------	-------

### For Use in 12"H Drawers

12"	2	<b>RDV1512</b>	\$ 36
12"	10	<b>RDV151210</b>	\$172

## Reference Shelf



Standard Includes	Required to Specify
• Reference shelf: black only • Insert: clear plastic only	Style number

### Specification Information

Style Number	Price
<b>RPXDRS</b>	\$41

## Pedestal Attachment Cable



Standard Includes	Required to Specify
<ul style="list-style-type: none"> <li>• Pedestal attachment cable: black paint only</li> <li>• Package of 1 or 25</li> </ul>	Style number

### Specification Information

Style Number	Price
<b>PAB12</b> (pkg. of 1)	\$ 14
<b>PAB12M</b> (pkg. of 25)	\$275

## Wall Channels

For Use with Overhead Storage Products



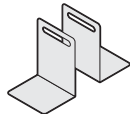
Standard Includes	Required to Specify
<ul style="list-style-type: none"> <li>• Two wall channels: all paint price groups</li> </ul>	1 Style number 2 Paint color number for channels ▶ See <i>Surface Materials</i> , page 267.

### Specification Information

Height	Style Number	Price
39 <sup>3</sup> / <sub>4</sub>	<b>PWC53</b>	\$102
49 <sup>3</sup> / <sub>4</sub>	<b>PWC65</b>	\$102
64 <sup>3</sup> / <sub>4</sub>	<b>PWC80</b>	\$102

Avenir

## Bookends



Standard Includes	Required to Specify
<ul style="list-style-type: none"> <li>• Package of two or twenty bookends: 6695 Midnight only</li> </ul>	Style number

### Specification Information

Style Number	Price
<b>KDIV02</b>	\$ 25
<b>KDIV20</b>	\$241

Storage Accessories, continued

SIN 711.1

**Wall Channel Horizontal Brace**

For Use with Overhead Storage Products



Tip: Use with vertical wall channels manufactured after November 6, 1995.

**Standard Includes** **Required to Specify**

- Horizontal brace: all paint price groups

- 1 Style number
- 2 Paint color number for brace
- ▶ See *Surface Materials*, page 267.

**Specification Information**

• Height	• Style Number	• Price
42	<b>PWCHB42</b>	\$75
48"	<b>PWCHB48</b>	\$75
60"	<b>PWCHB60</b>	\$75
72"	<b>PWCHB72</b>	\$75

**Dividers**



**Standard Includes** **Required to Specify**


- Carton of three dividers: black paint only

- Style number

**Specification Information**

• Style Number	• Price
<b>800DV12</b>	\$23

**Rails**



**Standard Includes** **Required to Specify**

- Two rails: black paint only

- Style number

**Specification Information**

• Style Number	• Price
<b>800RW</b>	\$29

# Vertical Wire Managers

SIN 711.1



Standard Includes	Required to Specify
<ul style="list-style-type: none"> <li>Vertical wire manager cover: vertical surface fabric or plastic</li> <li>Top cap, on applicable models:                             <ul style="list-style-type: none"> <li>— paint on fabric-covered vertical wire manager</li> <li>— plastic on plastic vertical wire manager</li> </ul> </li> <li>Reveal between top cap and vertical wire manager cover, on applicable models: black plastic only</li> </ul>	<ol style="list-style-type: none"> <li>Style number</li> <li>Fabric or plastic color number for vertical wire manager cover: all Avenir vertical surface fabrics or plastics</li> <li>Paint color number for top cap on fabric-covered vertical wire manager</li> <li>Options, if selected (see below)                             <ul style="list-style-type: none"> <li>▶ See <i>Surface Materials</i>, page 267.</li> </ul> </li> </ol>

Options	Price	Required to Specify
<b>Top Cap</b> Height • High	No cost	Replace second <b>M</b> in style number with <b>H</b> .

### Specification Information

Height	With Top Cap	Style Number	Price

### Fabric Covered for Use Between Panel Top Cap and Worksurface

10 <sup>7</sup> / <sub>16</sub> "	Yes	<b>VWM41M</b>	\$ 77
21 <sup>9</sup> / <sub>16</sub> "	Yes	<b>VWM53M</b>	\$ 83
33 <sup>7</sup> / <sub>8</sub> "	Yes	<b>VWM65M</b>	\$ 94
49 <sup>11</sup> / <sub>16</sub> "	Yes	<b>VWM80M</b>	\$104

### Fabric Covered for Use Between Storage Bins, Shelves, and Worksurface

17 <sup>1</sup> / <sub>2</sub> "	No	<b>VWM18</b>	\$ 77

### Plastic

49 <sup>11</sup> / <sub>16</sub> "	Yes	<b>PVWMM</b>	\$ 54







---

# Avenir

## Surface Materials

► For more detailed product information, see the *Avenir Specification Guide* or consult your Steelcase dealer.

<b>Surface Materials Overview</b>	<b>266</b>
<b>Surface Materials</b>	<b>267</b>
<b>Paint, Textured Paint, and Coating Color Availability Matrix</b>	<b>270</b>
<b>Laminate Color Availability Matrix</b>	<b>271</b>
<b>Vertical Surface Fabric Color Availability Matrix</b>	<b>272</b>
<b>Plastic Color Availability Matrix</b>	<b>273</b>
<b>Color Coordination Matrices</b>	<b>274</b>
<b>Trim Color Defaults</b>	<b>278</b>
<b>Specification Guidelines for Vertical Fabric Applications</b>	<b>280</b>
<b>Directional Laminate Grain Directions</b>	<b>282</b>

# Surface Materials Overview

Material	Applications			
	Panels	Worksurfaces	Storage	Accessories
<b>Paint</b>	<ul style="list-style-type: none"> <li>• Top cap</li> <li>• End trim</li> <li>• Base cover</li> <li>• Transparent panel frame surface</li> <li>• Panel stackers</li> <li>• Panel door frame</li> <li>• Connector packages</li> <li>• Change-of-height panel connector</li> <li>• Panel stabilizer foot</li> <li>• Power pole</li> <li>• Cable pole</li> <li>• Corner wire cover</li> <li>• Filler</li> </ul>	<ul style="list-style-type: none"> <li>• Cantilever</li> <li>• Shared cantilever</li> <li>• End panel</li> <li>• Clear-access end panel</li> <li>• Table column supports</li> <li>• Back panels</li> <li>• Pedestal</li> <li>• Drawer pulls</li> <li>• Center drawer</li> <li>• Legs</li> </ul>	<ul style="list-style-type: none"> <li>• Pedestal</li> <li>• Lateral file</li> <li>• Drawer pulls</li> <li>• Shelves</li> </ul>	<ul style="list-style-type: none"> <li>• Shelf lights</li> </ul>
<b>Laminate</b>	<ul style="list-style-type: none"> <li>• Panel door</li> </ul>	<ul style="list-style-type: none"> <li>• Worksurface</li> <li>• Panel-supported table</li> <li>• Adjustable-height monitor and keyboard surfaces</li> </ul>	<ul style="list-style-type: none"> <li>• Mobile pedestal</li> </ul>	
<b>Wood</b>	<ul style="list-style-type: none"> <li>• Top cap (low or medium only)</li> </ul>	<ul style="list-style-type: none"> <li>• Worksurface (except 1½"-thick curvilinear)</li> <li>• Panel-supported table</li> </ul>	<ul style="list-style-type: none"> <li>• Mobile pedestal</li> </ul>	
<b>Plastic</b>	<ul style="list-style-type: none"> <li>• Base cover cable grommets</li> <li>• Receptacles</li> </ul>	<ul style="list-style-type: none"> <li>• Grommets</li> <li>• Panel-supported table edge</li> <li>• Worksurface filler</li> </ul>		<ul style="list-style-type: none"> <li>• Cord</li> <li>• Vertical wire manager</li> </ul>
<b>Plated Metal</b>		<ul style="list-style-type: none"> <li>• Panel-supported table column support</li> <li>• Lock</li> </ul>	<ul style="list-style-type: none"> <li>• Lock</li> </ul>	
<b>Glass</b>	<ul style="list-style-type: none"> <li>• Straight transparent panel insert</li> <li>• Half glass, half fabric transparent panels</li> <li>• Panel stackers</li> </ul>			
<b>Vertical Surface Fabric</b>	<ul style="list-style-type: none"> <li>• Panel surface</li> <li>• End trim</li> <li>• Change-of-height panel connector</li> <li>• Tackboard</li> <li>• Power pole</li> <li>• Cable pole</li> <li>• Filler</li> </ul>			<ul style="list-style-type: none"> <li>• Vertical wire manager</li> </ul>

**This listing** includes all the surface material choices that are available for the products in this specification guide.

### Resources

For more information about surface materials, refer to the following resources:

#### Surface Materials Binders

- Surface Materials Reference Manual
- A complete set of swatch cards for hard surfaces, vertical surface fabrics, and seating upholstery

### Paint

Not every paint color is available on every painted component.

#### Steelcase Surfaces

##### Price Group 1

###### Smooth Paint

4242 Milk

###### Textured Paint

7207 Black  
7225 Sand  
7230 Basalt  
7236 Fog  
7237 Slate  
7238 Fieldstone  
7239 Midnight  
7241 Arctic White  
7243 Seagull

##### Price Group 2

###### Smooth Metallic Paint

4743 Mineral Metallic  
4744 Pearl Metallic  
4750 Champagne Metallic  
4751 Bronze Metallic  
4752 Steel Metallic  
4788 Gold Dust Metallic  
4798 Sterling Metallic  
4799 Platinum Metallic  
4803 Near Black Metallic

###### Textured Metallic Paint

7245 Carbon Metallic  
7246 Midnight Metallic

#### Custom Surfaces

##### Price Group 3

###### PerfectMatch

PerfectMatch is a service that allows you to create your own paint color. Refer to the *Surface Materials Reference Manual* for more information about this program.

### Accessory Paint

#### Steelcase Surfaces

4140 Arctic White Gloss  
4144 Black Gloss

### Laminate

#### Steelcase Surfaces

##### Fiber Laminate

2850 Vanadium Fiber  
2851 Rhyme Fiber  
2852 Tungsten Fiber  
2854 Vellum Fiber  
2859 Novell Fiber  
2860 Granite Fiber  
2861 Coconut Fiber  
2862 Stucco Fiber

##### Micro Laminate

2920 Marl Micro  
2921 Gypsum Micro  
2922 Clay Micro  
2923 Shadow Micro

##### Patina Laminate

2870 Blonde Bronze Patina  
2871 Blackened Bronze Patina  
2873 Instant Iron Patina

##### Solid Laminate

2722 Cream  
2730 Arctic White  
2746 Black  
2759 Warm White  
2766 Warm Brown V1  
2811 Mist  
2883 Seagull  
2884 Milk  
2885 Dune

##### Speckle Laminate

2820 Coffee Speckle  
2822 Woodrose Speckle  
2823 Driftwood Speckle  
2824 Smoke Speckle  
2825 Vanadium Speckle

Note: Some wood veneer finishes and woodgrain laminates share the same name. Because of the difference in materials, veneers and laminates of the same name are not an exact match but do coordinate with each other.

##### Woodgrain Laminate

2406 Clear Cherry  
2409 Clear Maple  
2410 Graphite Walnut  
2412 Natural Cherry  
2422 Medium Cherry  
2511 Winter on Maple  
2535 Virginia Walnut  
2536 Blackwood  
2538 Clear Walnut  
2539 Warm Oak  
2592 Blonde on Maple  
2714 Natural Walnut  
2772 Medium Mahogany on Walnut  
2HAK Clear Oak  
2HAT Acacia

### Turnstone Laminate Collection

A selection of laminates and edge bands in this collection are available on Steelcase brand products. This collection is available with standard leadtimes and supported like standard laminates to help make ordering easy. Please see the Turnstone section of [village.steelcase.com](http://village.steelcase.com) for swatching information.

2535 Virginia Walnut  
2536 Blackwood  
2612 Marbled Maple  
2614 Chocolate Walnut  
2615 Marbled Cherry

### Custom Surfaces

#### Open Line Laminate (OLL)

This service allows you to order special laminates at an additional processing fee of \$62 per worksurface plus the cost of the laminate.

**Edge color** for custom laminate orders must be determined by the dealer and customer before orders can be entered.

*Tip: Standard laminates being used in the Open Line Laminate Program to obtain a different edge detail will be charged the Open Line laminate upcharge, however, no additional charges for the laminate will be applied.*

#### Laminate Approval and Material Requirements

To confirm whether a particular laminate has already been tested for use on a specific Steelcase product, or to determine material square foot requirements:

- Visit [www.steelcase.com](http://www.steelcase.com)

**For additional information**, refer to the *Steelcase Surface Materials Reference Manual*.

### Wood

Steelcase carefully selects veneer and solid wood for consistent color and grain structure. Wood is a natural material and variations will occur in color, grain and texture. These variations are part of the inherent natural beauty of wood and are not considered defects.

All wood products will darken with age and exposure to ultraviolet light. This is especially apparent with cherry and maple veneer. We recommend that desk accessories be rearranged periodically to ensure even aging of wood surfaces.

When storing your wood furniture, please follow the following guidelines:

- Do not store products in trailers
- Store products in areas that simulate office temperatures (60°F to 90°F)
- Store products in areas that maintain constant, office-like humidity levels
- Keep product away from light. Cover products to make sure they are not exposed to light.

### Steelcase Surfaces

#### Veneer

Veneers are matched for proper balance and consistency. Veneers are available flat cut or quarter cut, except for Oak, which is rift cut. Refer to the *Surface Materials Reference Manual* for descriptions of each cut.

**Open-pore finish** is a medium gloss finish that leaves the wood grain texture visible to the eye and distinguishable to the touch.

Surface Materials, continued

**Flat-cut open-pore finish choices**

- 3062 FC/OP Graphite Walnut
- 3402 FC/OP Clear Cherry (Aged)
- 3412 FC/OP Natural Cherry
- 3422 FC/OP Medium Cherry
- 3522 FC/OP Clear Maple\*
- 3572 FC/OP Amber on Maple
- 3592 FC/OP Blonde on Maple
- 3702 FC/OP Clear Walnut
- 3712 FC/OP Natural Walnut
- 3722 FC/OP Dark Mahogany on Walnut
- 3752 FC/OP Medium Walnut
- 3762 FC/OP Dark Walnut
- 3772 FC/OP Medium Mahogany on Walnut

**Quarter-cut open-pore finish choices**

- 3102 QC/OP Clear Cherry (Aged)
- 3222 QC/OP Clear Maple\*
- 3272 QC/OP Amber on Maple
- 3292 QC/OP Blonde on Maple
- 3302 QC/OP Clear Walnut
- 3312 QC/OP Natural Walnut
- 3322 QC/OP Dark Mahogany on Walnut
- 3352 QC/OP Medium Walnut
- 3362 QC/OP Dark Walnut
- 3372 QC/OP Medium Mahogany on Walnut
- 3382 QC/OP Graphite Walnut

**Rift-cut open-pore finish choices**

- 3602 RC/OP Desert Oak
- 3612 RC/OP Warm Oak
- 3692 RC/OP Espresso Oak

**Full-fill finish** is a medium-gloss finish that completely fills the grain texture, yet allows the grain pattern to be seen. The wood has a lustrous, satiny look, and it is smooth to the touch. This finish is available on the wood worksurface or top only.

**Flat-cut full-fill finish choices**

- 3064 FC/FF Graphite Walnut
- 3404 FC/FF Clear Cherry (Aged)
- 3414 FC/FF Natural Cherry
- 3424 FC/FF Medium Cherry
- 3524 FC/FF Clear Maple\*
- 3544 FC/FF Blonde on Maple
- 3574 FC/FF Amber on Maple
- 3704 FC/FF Clear Walnut
- 3714 FC/FF Natural Walnut
- 3724 FC/FF Dark Mahogany on Walnut
- 3754 FC/FF Medium Walnut
- 3764 FC/FF Dark Walnut
- 3774 FC/FF Medium Mahogany on Walnut

**Quarter-cut full-fill finish choices**

- 3104 QC/FF Clear Cherry (Aged)
- 3224 QC/FF Clear Maple\*
- 3274 QC/FF Amber on Maple
- 3294 QC/FF Blonde on Maple
- 3304 QC/FF Clear Walnut
- 3314 QC/FF Natural Walnut
- 3324 QC/FF Dark Mahogany on Walnut
- 3354 QC/FF Medium Walnut
- 3364 QC/FF Dark Walnut
- 3374 QC/FF Medium Mahogany on Walnut
- 3384 QC/FF Graphite Walnut

**Rift-cut full-fill finish choices**

- 3604 RC/FF Desert Oak
- 3614 RC/FF Warm Oak
- 3694 RC/FF Espresso Oak

*\*To ensure an understanding of the color ranges and characteristic variations of natural veneer, a sign-off sheet is required prior to orders being accepted for this clear-coat finish. The sign-off sheet is available through Steelcase advertising stock. Form number 05-0001370.*

**Custom Surfaces**

**Customiz stain** is a service that allows you to create your own stain colors and finishes on standard veneer. Customiz stain color is available on all product lines that offer wood veneer.

A \$425 stain-matching fee applies on CUSTOMIZ requests (Exception: The \$425 fee does not apply on matches to Coalesse standard finishes or for a low-gloss finish request on a standard color). The \$425 fee covers the cost of formulating the Customiz color finish and applies regardless of whether or not an order for product is placed.

In addition, an approval form must be signed to indicate customer acceptance of Customiz match. A \$5,000 initiation fee will be charged prior to first order entry, which activates the finish for an 18 month time period. If additional years are needed, a \$1,000 annual annuity fee applies. All style number related CUSTOMIZ charges are no cost as of April 2014.

Customiz stain takes 10 days to formulate. Consult the *Surface Materials Reference Manual* for more information. Custom veneers are also available and must be quoted by Steelcase specials group. Customiz stain on custom veneers takes 2 to 4 weeks to formulate.

Requirements and information on ordering a Customiz stain color are found in the *Surface Materials Reference Manual*.

**Plastic**

**Steelcase Surfaces**

*Plastic products may not be available in all colors listed below.*

▶ Refer to page 273 for an overview of the plastic colors that are available for each component.

- 6000 Black
- 6001 Coffee
- 6009 Arctic White
- 6052 Milk
- 6053 Seagull
- 6231 Graphite Walnut
- 6234 Clear Cherry
- 6237 Clear Maple
- 6242 Virginia Walnut
- 6243 Blackwood
- 6245 Clear Walnut
- 6246 Warm Oak
- 6249 Platinum Solid
- 6612 Grey Value 2
- 6615 Grey Value 5
- 6631 Cream
- 6635 Dawn
- 6636 Mist
- 6654 Sand
- 6655 Warm White
- 6681 Grotto
- 6694 Slate
- 6695 Midnight
- 6697 Fog

**Note: Light color plastic edges are susceptible to degradation due to normal wear and tear. Staining (e.g., ball point pen or clothing dyes such as blue jeans) and dirt effects are more pronounced in light colors and are not considered defects.**

Applies to:

- 3 mm and 1 mm edge profile on Avenir Universal Systems Worksurfaces
- 6000 Black\*
- 6001 Coffee\*
- 6009 Arctic White\*
- 6034 Natural Cherry
- 6036 Medium Cherry
- 6037 Winter on Maple
- 6038 Blonde on Maple
- 6041 Natural Walnut
- 6045 Medium Mahogany on Walnut
- 6052 Milk\*
- 6053 Seagull\*
- 6213 Acacia
- 6219 Clear Oak
- 6231 Graphite Walnut\*
- 6234 Clear Cherry\*
- 6237 Clear Maple\*
- 6242 Virginia Walnut\*
- 6243 Blackwood\*
- 6245 Clear Walnut\*
- 6246 Warm Oak\*
- 6249 Platinum Solid\*
- 6607 Woodrose
- 6608 Driftwood
- 6609 Smoke
- 6615 Grey Value 5\*
- 6617 Warm Brown V2
- 6619 Ice\*
- 6631 Cream\*
- 6635 Dawn\*
- 6636 Mist\*
- 6654 Sand\*
- 6655 Warm White\*
- 6676 Marbled Maple
- 6677 Chocolate Walnut
- 6678 Marbled Cherry
- 6694 Slate\*
- 6695 Midnight\*
- 6697 Fog\*
- 6698 Fieldstone\*
- \*These solid color and woodgrain edge colors are a polyolefin blend, PVC-free material for 3 mm and 1 mm edge bandings.

**Metal**

**Steelcase Surfaces**

- 8043 Clear Anodized Aluminum
- 9201 Polished Chrome
- 9250 Ember Chrome (available for locks only)

**Glass**

**Steelcase Surfaces**

- 6500 Clear Glass
- 6530 Frosted

**Vertical Surface Fabric**

**Steelcase Surfaces**

**Price Group 1**

- Abacus
- Acadia
- Alloy
- BellaRose
- Boccie
- Buzz2
- Charm
- Embrasure
- Optic
- Pianista
- Rhythm
- Tinsel

**Price Group 2**

- Amiranté
- Ashanti Reverse
- Bariolage
- Bouquet
- Cogent: Geode Seating
- Cogent: Geode Vertical
- Flip: Orbit
- Flip: Plain Jane
- Flip: TexHex
- Fresco
- Milano
- Regatta

▶ See *Surface Materials Reference Manual* for a listing of available fabric colors.

**Select Surfaces**

For information on products within **Select Surfaces**, including accent paints and fabrics from Designtex and Pollack, please refer to the *Surface Materials Reference Manual* or visit [Steelcase.com/selectsurfaces](http://Steelcase.com/selectsurfaces).

**Custom Surfaces**

**Price Group COM (Customer's Own Material)**

**Fabric Approval and Yardage**

To confirm whether a particular COM material has already been tested for use on a specific Steelcase product or to determine actual yardage requirements:

- Visit [www.steelcase.com](http://www.steelcase.com)

You may find the same information on the village site. Follow these steps:

- Visit [village.steelcase.com](http://village.steelcase.com)

For additional information regarding **Customer's Own Material**, call 1.888.STEELCASE, or send an email to [lineone@steelcase.com](mailto:lineone@steelcase.com).

**Seating**

▶ See *Surface Materials Reference Manual* for a listing of available seating upholstery colors.

- Available on mobile pedestal cushion top only

**Steelcase Surfaces**

**Price Group 1**

- Buzz2
- Jacks
- Link
- Playground

**Price Group 2**

- Chainmail
- Cogent: Connect
- Cogent: Geode Seating
- Cogent: Geode Vertical
- Cogent: Trails
- Cricket
- Crosswalk
- Nitelights
- Regis2
- Seating Vinyl
- Spyder
- Zoe2

**Price Group 3**

- Cogent:Tides
- Gaja – C2C
- Hampstead
- Imperma
- Redeem
- Retrieve
- Texel

**Price Group 5**

- Bo Peep
- Remix

**Price Group 6**

- Brisa

**Price Group 7**

- Steelcut Trio

**Leather**

- Steelcase Leather

**Elmosoft Leather**

- Elmosoft Leather

**Select Surfaces**

For information on products within **Select Surfaces**, including accent paints and fabrics from Designtex and Pollack, please refer to the *Surface Materials Reference Manual* or visit [Steelcase.com/selectsurfaces](http://Steelcase.com/selectsurfaces).

**Custom Surfaces**

**Price Group COM (Customer's Own Material)**

**Fabric Approval and Yardage**

To confirm whether a particular COM material has already been tested for use on a specific Steelcase product or to determine actual yardage requirements:

- Visit [www.steelcase.com](http://www.steelcase.com)

For additional information regarding **Customer's Own Material**, call

1.888.STEELCASE, or send an email to [lineone@steelcase.com](mailto:lineone@steelcase.com).

# Paint, Textured Paint, and Coating Color Availability Matrix

Paint, Textured Paint, and Coating Color Availability Matrix

	Paint Price Group 1 (smooth)										Paint Price Group 1 (textured)										Paint Price Group 2 (metallic)																																	
	4242	Milk	7207	Black	7225	Sand	7230	Basalt	7236	Fog	7237	Slate	7238	Fieldstone	7239	Midnight	7241	Arctic White	7243	Seagull	4743	Mineral Metallic	4744	Pearl Metallic	4750	Champagne Metallic	4751	Bronze Metallic	4752	Steel Metallic	4788	Gold Dust Metallic	4798	Sterling Metallic	4799	Platinum Metallic	4803	Near Black Metallic	7245	Carbon Metallic	7246	Midnight Metallic												
<b>Panels</b>																																																						
Transparent panel frame surface	■	■	■	■	■	■	■	■	■	■	■	■	■	■	■	■	■	■	■	■	■	■	■	■	■	■	■	■	■	■	■	■	■	■	■	■	■	■	■	■	■	■	■	■	■	■								
Panel stacker frame	■	■	■	■	■	■	■	■	■	■	■	■	■	■	■	■	■	■	■	■	■	■	■	■	■	■	■	■	■	■	■	■	■	■	■	■	■	■	■	■	■	■	■	■	■	■	■	■						
Panel door frame	■	■	■	■	■	■	■	■	■	■	■	■	■	■	■	■	■	■	■	■	■	■	■	■	■	■	■	■	■	■	■	■	■	■	■	■	■	■	■	■	■	■	■	■	■	■	■	■	■					
Connector packages	■	■	■	■	■	■	■	■	■	■	■	■	■	■	■	■	■	■	■	■	■	■	■	■	■	■	■	■	■	■	■	■	■	■	■	■	■	■	■	■	■	■	■	■	■	■	■	■	■	■				
Change-of-height panel connector	■	■	■	■	■	■	■	■	■	■	■	■	■	■	■	■	■	■	■	■	■	■	■	■	■	■	■	■	■	■	■	■	■	■	■	■	■	■	■	■	■	■	■	■	■	■	■	■	■	■				
Corner wire cover	■	■	■	■	■	■	■	■	■	■	■	■	■	■	■	■	■	■	■	■	■	■	■	■	■	■	■	■	■	■	■	■	■	■	■	■	■	■	■	■	■	■	■	■	■	■	■	■	■	■				
Top cap	■	■	■	■	■	■	■	■	■	■	■	■	■	■	■	■	■	■	■	■	■	■	■	■	■	■	■	■	■	■	■	■	■	■	■	■	■	■	■	■	■	■	■	■	■	■	■	■	■	■				
End trim	■	■	■	■	■	■	■	■	■	■	■	■	■	■	■	■	■	■	■	■	■	■	■	■	■	■	■	■	■	■	■	■	■	■	■	■	■	■	■	■	■	■	■	■	■	■	■	■	■	■	■			
Base cover	■	■	■	■	■	■	■	■	■	■	■	■	■	■	■	■	■	■	■	■	■	■	■	■	■	■	■	■	■	■	■	■	■	■	■	■	■	■	■	■	■	■	■	■	■	■	■	■	■	■	■			
Panel coat hooks	■	■	■	■	■	■	■	■	■	■	■	■	■	■	■	■	■	■	■	■	■	■	■	■	■	■	■	■	■	■	■	■	■	■	■	■	■	■	■	■	■	■	■	■	■	■	■	■	■	■	■	■		
Panel stabilizer foot	■	■	■	■	■	■	■	■	■	■	■	■	■	■	■	■	■	■	■	■	■	■	■	■	■	■	■	■	■	■	■	■	■	■	■	■	■	■	■	■	■	■	■	■	■	■	■	■	■	■	■	■		
Power/cable poles	■	■	■	■	■	■	■	■	■	■	■	■	■	■	■	■	■	■	■	■	■	■	■	■	■	■	■	■	■	■	■	■	■	■	■	■	■	■	■	■	■	■	■	■	■	■	■	■	■	■	■	■		
Fillers	■	■	■	■	■	■	■	■	■	■	■	■	■	■	■	■	■	■	■	■	■	■	■	■	■	■	■	■	■	■	■	■	■	■	■	■	■	■	■	■	■	■	■	■	■	■	■	■	■	■	■	■	■	
<b>Worksurfaces</b>																																																						
Cantilevers	■	■	■	■	■	■	■	■	■	■	■	■	■	■	■	■	■	■	■	■	■	■	■	■	■	■	■	■	■	■	■	■	■	■	■	■	■	■	■	■	■	■	■	■	■	■	■	■	■	■	■	■	■	
Clear access end panels	■	■	■	■	■	■	■	■	■	■	■	■	■	■	■	■	■	■	■	■	■	■	■	■	■	■	■	■	■	■	■	■	■	■	■	■	■	■	■	■	■	■	■	■	■	■	■	■	■	■	■	■	■	■
End panels	■	■	■	■	■	■	■	■	■	■	■	■	■	■	■	■	■	■	■	■	■	■	■	■	■	■	■	■	■	■	■	■	■	■	■	■	■	■	■	■	■	■	■	■	■	■	■	■	■	■	■	■	■	■
Back panels	■	■	■	■	■	■	■	■	■	■	■	■	■	■	■	■	■	■	■	■	■	■	■	■	■	■	■	■	■	■	■	■	■	■	■	■	■	■	■	■	■	■	■	■	■	■	■	■	■	■	■	■	■	■
Post legs and columns	■	■	■	■	■	■	■	■	■	■	■	■	■	■	■	■	■	■	■	■	■	■	■	■	■	■	■	■	■	■	■	■	■	■	■	■	■	■	■	■	■	■	■	■	■	■	■	■	■	■	■	■	■	■
Brackets	■	■	■	■	■	■	■	■	■	■	■	■	■	■	■	■	■	■	■	■	■	■	■	■	■	■	■	■	■	■	■	■	■	■	■	■	■	■	■	■	■	■	■	■	■	■	■	■	■	■	■	■	■	■
Metal center drawer	■	■	■	■	■	■	■	■	■	■	■	■	■	■	■	■	■	■	■	■	■	■	■	■	■	■	■	■	■	■	■	■	■	■	■	■	■	■	■	■	■	■	■	■	■	■	■	■	■	■	■	■	■	
Adjustable-height legs	•	■	■	■	□	•	•	•	■	•	•	■	■	■	■	■	■	■	■	■	■	■	■	■	■	■	■	■	■	■	■	■	■	■	■	■	■	■	■	■	■	■	■	■	■	■	■	■	■	■	■	■		
<b>Storage</b>																																																						
Pedestals	■	■	■	■	■	■	■	■	■	■	■	■	■	■	■	■	■	■	■	■	■	■	■	■	■	■	■	■	■	■	■	■	■	■	■	■	■	■	■	■	■	■	■	■	■	■	■	■	■	■	■	■	■	
Storage bins and shelves	■	■	■	■	■	■	■	■	■	■	■	■	■	■	■	■	■	■	■	■	■	■	■	■	■	■	■	■	■	■	■	■	■	■	■	■	■	■	■	■	■	■	■	■	■	■	■	■	■	■	■	■	■	
<b>Accessory Products</b>																																																						
Metal center drawer	■	■	■	■	■	■	■	■	■	■	■	■	■	■	■	■	■	■	■	■	■	■	■	■	■	■	■	■	■	■	■	■	■	■	■	■	■	■	■	■	■	■	■	■	■	■	■	■	■	■	■	■	■	
Wall channels	■	■	■	■	■	■	■	■	■	■	■	■	■	■	■	■	■	■	■	■	■	■	■	■	■	■	■	■	■	■	■	■	■	■	■	■	■	■	■	■	■	■	■	■	■	■	■	■	■	■	■	■	■	
Horizontal brace	■	■	■	■	■	■	■	■	■	■	■	■	■	■	■	■	■	■	■	■	■	■	■	■	■	■	■	■	■	■	■	■	■	■	■	■	■	■	■	■	■	■	■	■	■	■	■	■	■	■	■	■		

**Legend**

- = Not available
- = Available
- = Available with exceptions
- ▶ See specification pages for details.

# Laminate Color Availability Matrix

	Universal Worksurfaces	Avenir Worksurfaces	Mobile Pedestal tops
<b>Fiber</b>			
<b>2850</b> Vanadium Fiber	■	■	■
<b>2851</b> Rhyme Fiber	■	■	■
<b>2852</b> Tungsten Fiber	■	■	■
<b>2854</b> Vellum Fiber	■	■	■
<b>2859</b> Novell Fiber	■	■	■
<b>2860</b> Granite Fiber	■	■	■
<b>2861</b> Coconut Fiber	■	■	■
<b>2862</b> Stucco Fiber	■	■	■
<b>Micro</b>			
<b>2920</b> Marl Micro	■	■	■
<b>2921</b> Gypsum Micro	■	■	■
<b>2922</b> Clay Micro	■	■	■
<b>2923</b> Shadow Micro	■	■	■
<b>Patina</b>			
<b>2870</b> Blonde Bronze Patina	■	■	■
<b>2871</b> Blackened Bronze Patina	■	■	■
<b>2873</b> Instant Iron Patina	■	■	■
<b>Solid</b>			
<b>2772</b> Cream	■	■	■
<b>2730</b> Arctic White	■	■	■
<b>2746</b> Black	■	■	■
<b>2759</b> Warm White	■	■	■
<b>2811</b> Mist	■	■	■
<b>2883</b> Seagull	■	■	■
<b>2884</b> Milk	■	■	■
<b>2885</b> Dune	■	■	■
<b>Speckle</b>			
<b>2820</b> Coffee Speckle	■	■	■
<b>2822</b> Woodrose Speckle	■	■	■
<b>2823</b> Driftwood Speckle	■	■	■
<b>2824</b> Smoke Speckle	■	■	■
<b>2825</b> Vanadium Speckle	■	■	■

**Legend**

- = Not available
- = Available
- = Available with exceptions
- ▶ See specification pages for details.

	Universal Worksurfaces	Avenir Worksurfaces	Mobile Pedestal tops
<b>Woodgrain</b>			
<b>2406</b> Clear Cherry	■	■	■
<b>2409</b> Clear Maple	■	■	■
<b>2410</b> Graphite Walnut	■	■	■
<b>2412</b> Natural Cherry	■	■	■
<b>2422</b> Medium Cherry	■	■	■
<b>2511</b> Winter on Maple	■	■	■
<b>2538</b> Clear Walnut	■	■	■
<b>2539</b> Warm Oak	■	■	■
<b>2592</b> Blonde on Maple	■	■	■
<b>2714</b> Natural Walnut	■	■	■
<b>2772</b> Medium Mahogany on Walnut	■	■	■
<b>2HAK</b> Clear Oak	■	■	■
<b>2HAT</b> Acacia	■	■	■
<b>Turnstone Laminate Collection</b>			
<b>2535</b> Virginia Walnut	■	•	•
<b>2536</b> Blackwood	■	•	•
<b>2612</b> Marbled Maple	■	•	•
<b>2614</b> Chocolate Walnut	■	•	•
<b>2615</b> Marbled Cherry	■	•	•

# Vertical Surface Fabric Color Availability Matrix

	Panels			
	Panel	Panel Stackers	Filler packages	Tackboards
<b>Fabric Price Group 1</b>				
Abacus	■	■	■	■
Acadia	■	■	■	■
Alloy	■	■	■	■
Bariolage	■	■	■	■
BellaRose	■	■	■	■
Boccie	■	■	■	■
Buzz2	□	■	□	■
Charm	■	■	■	■
Embrasure	■	■	■	■
Optic	■	■	■	■
Pianista	□	■	□	■
Tinsel	■	■	■	■
<b>Fabric Price Group 2</b>				
Amirante	■	■	■	■
Ashanti Reverse	■	■	■	■
Bouquet	■	■	■	■
Cogent: Geode Seating	□	■	□	■
Cogent: Geode Vertical	□	■	□	■
Flip: Orbit	□	■	□	■
Flip: Plain Jane	■	■	■	■
Flip: TexHex	□	■	□	■
Fresco	■	■	■	■
Milano	■	■	■	■
Regatta	■	■	■	■
<b>Fabric Price Group COM</b>				
COM	■	■	■	■

**Legend**

- = Not available
- = Available
- = Available with exceptions
- ▶ See specification pages for details.



# Plastic Color Availability Matrix

## Avenir Plastic Color Availability Matrix

Not every plastic component is available in every plastic color. This matrix gives you an overview of which plastic colors can be specified for each Avenir plastic component.

	6000 Black	6001 Coffee	6009 Arctic White	6052 Milk	6053 Seagull	6249 Platinum Solid	6612 Grey Value 2	6615 Grey Value 5	6631 Cream	6635 Dawn	6636 Mist	6654 Sand	6655 Warm White	6681 Grotto	6694 Slate	6695 Midnight	6697 Fog
<b>Panels</b>																	
Panel base cable grommet	■	■	■	•	•	■	■	■	•	•	•	•	■	•	•	•	■
Receptacles	■	•	■	•	•	■	•	•	•	•	•	■	■	•	•	•	•
<b>Avenir Worksurfaces</b>																	
Worksurface grommet	■	■	■	■	■	■	■	•	•	•	•	■	■	•	•	■	■
Panel-supported radius-end table edge: 1 1/2" T	■	■	■	■	■	■	■	■	■	■	■	■	■	•	•	■	■
Freestanding radius-end table edge: 1 1/2" T	■	■	■	■	■	■	■	■	■	■	■	■	■	•	•	■	■
Transaction worksurface edge	■	■	■	■	■	■	■	■	■	■	■	■	■	•	•	■	■
Curvilinear worksurface edge	■	■	■	■	■	■	■	■	■	■	■	■	■	•	•	■	■
Worksurface fillers: 1 1/2" T	■	■	■	■	■	■	■	■	■	■	■	■	■	•	•	■	■
<b>Lighting</b>																	
Vertical wire manager	■	■	■	■	■	■	•	•	•	•	•	■	■	•	•	•	•

- Legend**
- = Not available
  - = Available
  - = Available with exceptions
  - ▶ See specification pages for details.

**Products that are missing from the matrix are not available with these surface materials.**



# Color Coordination Matrices

## Avenir Worksurfaces (Excluding Curvilinear and Universal)

**Plastic edge trim color** for all Avenir worksurfaces is determined by the worksurface color you select. The edge color is a default and cannot be specified.

**All laminates, except woodgrain laminates,** will have solid color plastic edging.

**Woodgrain laminates** will have woodgrain plastic edges and the grain of the edges will be horizontal. The woodgrain edge color will match the laminate color.

► For information regarding location of plastic edge on applicable Avenir worksurfaces, see “Standard Includes” information.

Laminate Color	Default Plastic Edge Color
<b>Fiber</b>	
<b>2850</b> Vanadium Fiber	<b>6654</b> Sand
<b>2851</b> Rhyme Fiber	<b>6631</b> Cream
<b>2852</b> Tungsten Fiber	<b>6636</b> Mist
<b>2854</b> Vellum Fiber	<b>6655</b> Warm White
<b>2859</b> Novell Fiber	<b>6001</b> Coffee
<b>2860</b> Granite Fiber	<b>6000</b> Black
<b>2861</b> Coconut Fiber	<b>6654</b> Sand
<b>2862</b> Stucco Fiber	<b>6053</b> Seagull
<b>Micro</b>	
<b>2920</b> Marl Micro	<b>6053</b> Seagull
<b>2921</b> Gypsum Micro	<b>6654</b> Sand
<b>2922</b> Clay Micro	<b>6654</b> Sand
<b>2923</b> Shadow Micro	<b>6249</b> Platinum Solid
<b>Patina</b>	
<b>2870</b> Blonde Bronze Patina	<b>6654</b> Sand
<b>2871</b> Blackened Bronze Patina	<b>6615</b> Grey Value 5
<b>2873</b> Instant Iron Patina	<b>6615</b> Grey Value 5
<b>Solid</b>	
<b>2722</b> Cream	<b>6631</b> Cream
<b>2730</b> Arctic White	<b>6697</b> Fog
<b>2746</b> Black	<b>6000</b> Black
<b>2759</b> Warm White	<b>6655</b> Warm White
<b>2811</b> Mist	<b>6636</b> Mist
<b>2883</b> Seagull	<b>6053</b> Seagull
<b>2884</b> Milk	<b>6052</b> Milk
<b>2885</b> Dune	<b>6654</b> Sand
<b>Speckle</b>	
<b>2820</b> Coffee Speckle	<b>6631</b> Cream
<b>2822</b> Woodrose Speckle	<b>6635</b> Dawn
<b>2823</b> Driftwood Speckle	<b>6631</b> Cream
<b>2824</b> Smoke Speckle	<b>6636</b> Mist
<b>2825</b> Vanadium Speckle	<b>6619</b> Ice
<b>Woodgrain</b>	
<b>2406</b> Clear Cherry	<b>6234</b> Clear Cherry
<b>2409</b> Clear Maple	<b>6237</b> Clear Maple
<b>2410</b> Graphite Walnut	<b>6231</b> Graphite Walnut
<b>2412</b> Natural Cherry	<b>6034</b> Natural Cherry
<b>2422</b> Medium Cherry	<b>6036</b> Medium Cherry
<b>2511</b> Winter on Maple	<b>6037</b> Winter on Maple
<b>2538</b> Clear Walnut	<b>6245</b> Clear Walnut
<b>2539</b> Warm Oak	<b>6246</b> Warm Oak
<b>2592</b> Blonde on Maple	<b>6038</b> Blonde on Maple
<b>2714</b> Natural Walnut	<b>6041</b> Natural Walnut
<b>2772</b> Medium Mahogany on Walnut	<b>6045</b> Medium Mahogany on Walnut
<b>2HAK</b> Clear Oak	<b>6219</b> Clear Oak
<b>2HAT</b> Acacia	<b>6213</b> Acacia

*Tip: To improve consistency, default edge colors are now identified by 6000-series numbers; the actual colors and defaults have not changed. Because default edge colors are not actually entered when specifying products, no specification changes are required. (Previous specification guides used 2000-series numbers to describe default edge colors, while 6000-series numbers were used for customer specified edge colors, even though the edges were identical.)*

► See the *Surface Materials Reference Manual* for more details.

### Avenir Curvilinear Worksurfaces

**Plastic square edge trim color** for all Avenir worksurfaces is determined by the worksurface color you select. The square edge color is a default and cannot be specified. Some worksurfaces have plastic T-mold edges that you can specify to coordinate or contrast with the laminate color that you select for the worksurface. The column at the far right lists recommended colors for use with each laminate color.

**All laminates, except woodgrain laminates,** will have solid color plastic edging.

**Woodgrain laminates** will have woodgrain plastic edges and the grain of the edges will be horizontal. The woodgrain edge color will match the laminate color.

Laminate Color	Default Plastic Square Edge Color	Suggested Color of Plastic T-Mold Edge
<b>Fiber</b>		
<b>2850</b> Vanadium Fiber	<b>6654</b> Sand	<b>6654</b> Sand
<b>2851</b> Rhyme Fiber	<b>6631</b> Cream	<b>6631</b> Cream
<b>2852</b> Tungsten Fiber	<b>6636</b> Mist	<b>6636</b> Mist
<b>2854</b> Vellum Fiber	<b>6655</b> Warm White	<b>6655</b> Warm White
<b>2859</b> Novell Fiber	<b>6001</b> Coffee	<b>6001</b> Coffee
<b>2860</b> Granite Fiber	<b>6000</b> Black	<b>6000</b> Black
<b>2861</b> Coconut Fiber	<b>6654</b> Sand	<b>6654</b> Sand
<b>2862</b> Stucco Fiber	<b>6053</b> Seagull	<b>6053</b> Seagull
<b>Micro</b>		
<b>2920</b> Marl Micro	<b>6053</b> Seagull	<b>6053</b> Seagull
<b>2921</b> Gypsum Micro	<b>6654</b> Sand	<b>6654</b> Sand
<b>2922</b> Clay Micro	<b>6654</b> Sand	<b>6654</b> Sand
<b>2923</b> Shadow Micro	<b>6249</b> Platinum Solid	<b>6249</b> Platinum Solid
<b>Patina</b>		
<b>2870</b> Blonde Bronze Patina	<b>6654</b> Sand	<b>6654</b> Sand
<b>2871</b> Blackened Bronze Patina	<b>6615</b> Grey Value 5	<b>6615</b> Grey Value 5
<b>2873</b> Instant Iron Patina	<b>6615</b> Grey Value 5	<b>6615</b> Grey Value 5
<b>Solid</b>		
<b>2722</b> Cream	<b>6631</b> Cream	<b>6631</b> Cream
<b>2730</b> Arctic White	<b>6697</b> Fog	<b>6697</b> Fog
<b>2746</b> Black	<b>6000</b> Black	<b>6000</b> Black
<b>2759</b> Warm White	<b>6655</b> Warm White	<b>6655</b> Warm White
<b>2811</b> Mist	<b>6636</b> Mist	<b>6636</b> Mist
<b>2883</b> Seagull	<b>6053</b> Seagull	<b>6053</b> Seagull
<b>2884</b> Milk	<b>6052</b> Milk	<b>6052</b> Milk
<b>2885</b> Dune	<b>6654</b> Sand	<b>6654</b> Sand
<b>Speckle</b>		
<b>2820</b> Coffee Speckle	<b>6631</b> Cream	<b>6001</b> Coffee
<b>2822</b> Woodrose Speckle	<b>6635</b> Dawn	<b>6635</b> Dawn
<b>2823</b> Driftwood Speckle	<b>6631</b> Cream	<b>6631</b> Cream
<b>2824</b> Smoke Speckle	<b>6636</b> Mist	<b>6636</b> Mist
<b>2825</b> Vanadium Speckle	<b>6619</b> Ice	<b>6619</b> Ice
<b>Woodgrain</b>		
<b>2406</b> Clear Cherry	<b>6234</b> Clear Cherry	<b>6001</b> Coffee
<b>2409</b> Clear Maple	<b>6237</b> Clear Maple	<b>6655</b> Warm White
<b>2410</b> Graphite Walnut	<b>6231</b> Graphite Walnut	<b>6000</b> Black
<b>2412</b> Natural Cherry	<b>6034</b> Natural Cherry	<b>6001</b> Coffee
<b>2422</b> Medium Cherry	<b>6036</b> Medium Cherry	<b>6001</b> Coffee
<b>2511</b> Winter on Maple	<b>6037</b> Winter on Maple	<b>6655</b> Warm White
<b>2538</b> Clear Walnut	<b>6245</b> Clear Walnut	<b>6000</b> Black
<b>2539</b> Warm Oak	<b>6246</b> Warm Oak	<b>6655</b> Warm White
<b>2592</b> Blonde on Maple	<b>6038</b> Blonde on Maple	<b>6655</b> Warm White
<b>2714</b> Natural Walnut	<b>6041</b> Natural Walnut	<b>6001</b> Coffee
<b>2772</b> Medium Mahogany on Walnut	<b>6045</b> Medium Mahogany on Walnut	<b>6001</b> Coffee
<b>2HAK</b> Clear Oak	<b>6219</b> Clear Oak	<b>6655</b> Warm White
<b>2HAT</b> Acacia	<b>6213</b> Acacia	<b>6655</b> Warm White

*Tip: To improve consistency, default edge colors are now identified by 6000-series numbers; the actual colors and defaults have not changed. Because default edge colors are not actually entered when specifying products, no specification changes are required. (Previous specification guides used 2000-series numbers to describe default edge colors, while 6000-series numbers were used for customer specified edge colors, even though the edges were identical.)*

► See the *Surface Materials Reference Manual* for more details.

## Color Coordination Matrices, continued

**Recommended Edge Colors for Avenir Universal Worksurfaces—Laminate****Edges**

The recommended edge color will complement the laminate color you specify. Edge color is specified separately.

<b>Laminate Color</b>	<b>Recommended 3 mm Edge Color</b>	<b>Recommended P-Edge Color</b>
<b>Fiber</b>		
2850 Vanadium Fiber	6654 Sand	6697 Fog
2851 Rhyme Fiber	6631 Cream	6654 Sand
2852 Tungsten Fiber	6636 Mist	6654 Sand
2854 Vellum Fiber	6655 Warm White	6697 Fog
2859 Novell Fiber	6001 Coffee	6697 Fog
2860 Granite Fiber	6000 Black	6000 Black
2861 Coconut Fiber	6654 Sand	6654 Sand
2862 Stucco Fiber	6053 Seagull	6053 Seagull
<b>Micro</b>		
2920 Marl Micro	6053 Seagull	6053 Seagull
2921 Gypsum Micro	6654 Sand	6654 Sand
2922 Clay Micro	6654 Sand	6654 Sand
2923 Shadow Micro	6249 Platinum Solid	6249 Platinum Solid
<b>Patina</b>		
2870 Blonde Bronze Patina	6654 Sand	6654 Sand
2871 Blackened Bronze Patina	6615 Grey Value 5	6000 Black
2873 Instant Iron Patina	6615 Grey Value 5	6000 Black
<b>Solid</b>		
2722 Cream	6631 Cream	6631 Cream
2730 Arctic White	6009 Arctic White	6009 Arctic White
2746 Black	6000 Black	6000 Black
2759 Warm White	6655 Warm White	6654 Sand
2811 Mist	6636 Mist	6636 Mist
2883 Seagull	6053 Seagull	6053 Seagull
2884 Milk	6052 Milk	6052 Milk
2885 Dune	6654 Sand	6654 Sand
<b>Speckle</b>		
2820 Coffee Speckle	6631 Cream	6001 Coffee
2822 Woodrose Speckle	6635 Dawn	6635 Dawn
2823 Driftwood Speckle	6631 Cream	6631 Cream
2824 Smoke Speckle	6636 Mist	6636 Mist
2825 Vanadium Speckle	6619 Ice	6619 Ice

► **Continued on next page**

### Recommended Edge Colors for Avenir Universal Worksurfaces—Laminate, continued

#### Edges

The recommended edge color will complement the laminate color you specify. Edge color is specified separately.

<b>Laminate Color</b>	<b>Recommended 3 mm Edge Color</b>	<b>Recommended P-Edge Color</b>
<b>Woodgrain</b>		
2406 Clear Cherry	6234 Clear Cherry	6000 Black
2409 Clear Maple	6237 Clear Maple	6654 Sand
2410 Graphite Walnut	6231 Graphite Walnut	6000 Black
2412 Natural Cherry	6034 Natural Cherry	6000 Black
2422 Medium Cherry	6036 Medium Cherry	6000 Black
2511 Winter on Maple	6037 Winter on Maple	6654 Sand
2538 Clear Walnut	6245 Clear Walnut	6000 Black
2539 Warm Oak	6246 Warm Oak	6654 Sand
2592 Blonde on Maple	6038 Blonde on Maple	6654 Sand
2714 Natural Walnut	6041 Natural Walnut	6000 Black
2772 Medium Mahogany on Walnut	6045 Medium Mahogany on Walnut	6000 Black
2HAK Clear Oak	6219 Clear Oak	6654 Sand
2HAT Acacia	6213 Acacia	6559 Warm White Solid
<b>Turnstone Laminate Collection*</b>		
2535 Virginia Walnut	6242 Virginia Walnut	6000 Black
2536 Blackwood	6243 Blackwood	6000 Black
2612 Marbled Maple	6676 Marbled Maple	6000 Black
2614 Chocolate Walnut	6677 Chocolate Walnut	6000 Black
2615 Marbled Cherry	6678 Marbled Cherry	6000 Black

\*A selection of laminates and edge bands in this collection are available on Steelcase brand products. This collection is available with standard leadtimes and supported like standard laminates to help make ordering easy.

# Trim Color Defaults

For Mobile Pedestal Laminate Tops

**Plastic square edge trim color** of tops that are added to files is determined by the laminate color you select for the top. The edge color is a default and cannot be specified.

**All laminates**, except woodgrain laminates, will have solid color plastic edging.

**Woodgrain laminates** will have woodgrain plastic edges and the grain of the edges will be horizontal.

**Plastic square edge** trim is applied to all four sides of laminate tops.

**Plastic edge** trim is applied only to the sides (left and right) and back of bullnose laminate tops.

Laminate Color	Default Plastic Color
<b>Fiber</b>	
<b>2850</b> Vanadium Fiber	<b>6654</b> Sand
<b>2851</b> Rhyme Fiber	<b>6631</b> Cream
<b>2852</b> Tungsten Fiber	<b>6636</b> Mist
<b>2854</b> Vellum Fiber	<b>6655</b> Warm White
<b>2859</b> Novell Fiber	<b>6001</b> Coffee
<b>2860</b> Granite Fiber	<b>6000</b> Black
<b>2861</b> Coconut Fiber	<b>6654</b> Sand
<b>2862</b> Stucco Fiber	<b>6053</b> Seagull
<b>Micro</b>	
<b>2920</b> Marl Micro	<b>6053</b> Seagull
<b>2921</b> Gypsum Micro	<b>6654</b> Sand
<b>2922</b> Clay Micro	<b>6654</b> Sand
<b>2923</b> Shadow Micro	<b>6249</b> Platinum Solid
<b>Patina</b>	
<b>2870</b> Blonde Bronze Patina	<b>6654</b> Sand
<b>2871</b> Blackened Bronze Patina	<b>6615</b> Grey Value 5
<b>2873</b> Instant Iron Patina	<b>6615</b> Grey Value 5
<b>Solid</b>	
<b>2722</b> Cream	<b>6631</b> Cream
<b>2730</b> Arctic White	<b>6697</b> Fog
<b>2746</b> Black	<b>6000</b> Black
<b>2759</b> Warm White	<b>6655</b> Warm White
<b>2811</b> Mist	<b>6636</b> Mist
<b>2883</b> Seagull	<b>6053</b> Seagull
<b>2884</b> Milk	<b>6052</b> Milk
<b>2885</b> Dune	<b>6654</b> Sand
<b>Speckle</b>	
<b>2820</b> Coffee Speckle	<b>6631</b> Cream
<b>2822</b> Woodrose Speckle	<b>6635</b> Dawn
<b>2823</b> Driftwood Speckle	<b>6631</b> Cream
<b>2824</b> Smoke Speckle	<b>6636</b> Mist
<b>2825</b> Vanadium Speckle	<b>6619</b> Ice
<b>Woodgrain</b>	
<b>2406</b> Clear Cherry	<b>6234</b> Clear Cherry
<b>2409</b> Clear Maple	<b>6237</b> Clear Maple
<b>2410</b> Graphite Walnut	<b>6231</b> Graphite Walnut
<b>2412</b> Natural Cherry	<b>6034</b> Natural Cherry
<b>2422</b> Medium Cherry	<b>6036</b> Medium Cherry
<b>2511</b> Winter on Maple	<b>6037</b> Winter on Maple
<b>2538</b> Clear Walnut	<b>6245</b> Clear Walnut
<b>2539</b> Warm Oak	<b>6246</b> Warm Oak
<b>2592</b> Blonde on Maple	<b>6038</b> Blonde on Maple
<b>2714</b> Natural Walnut	<b>6041</b> Natural Walnut
<b>2772</b> Medium Mahogany on Walnut	<b>6045</b> Medium Mahogany on Walnut
<b>2HAK</b> Clear Oak	<b>6219</b> Clear Oak
<b>2HAT</b> Acacia	<b>6213</b> Acacia

*Tip: To improve consistency, default edge colors are now identified by 6000-series numbers; the actual colors and defaults have not changed. Because default edge colors are not actually entered when specifying products, no specification changes are required. (Previous specification guides used 2000-series numbers to describe default edge colors, while 6000-series numbers were used for customer-specified edge colors, even though the edges were identical.)*

▶ See the *Surface Materials Reference Manual* for more details.



# Specification Guidelines for Vertical Fabric Applications

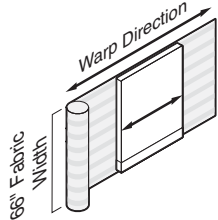
## What is the issue?

Some textiles are simple and look the same regardless of how you apply them to a product. Many other fabrics are patterned, textured, or have luster that will have a distinctly different appearance if applied in different directions on chairs or panels. Because of these differences, and the fact that there are limits to how some fabrics can be applied to Steelcase products, it is important to understand fabric application direction standards at Steelcase in order to avoid being disappointed.

## Talking about direction

Fabrics come on rolls. The long yarns that run down the length of the roll are called the "warp" yarns. These yarns are used to define the direction you are viewing the fabric as it is applied to a panel or chair. Fabric directionality is determined by how the fabric comes off the roll. It is NOT determined by the way the pattern looks on the product (i.e., horizontal stripes do not mean the fabric was applied warp horizontal—it could have been applied warp vertical).

## Warp Horizontal

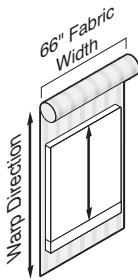


## Warp horizontal

application is the standard application direction for most Steelcase fabrics on Steelcase panel and seating products. Horizontal application means that as you view the panel or chair in its upright position, the warp yarns of the fabric are running in the horizontal direction.

► See *Fabric Application Direction for Systems, Casegoods, and Architecture* matrix in the *Surface Materials Reference Manual* for details on these exceptions.

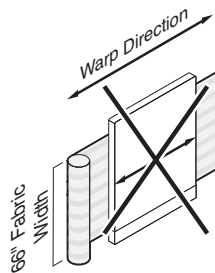
## Warp Vertical



**Warp vertical** application is the standard application direction for any panels taller than 68"H and a few other exceptions. Vertical application means that as you view the panel or chair in its upright position, the warp yarns are running in the vertical direction.

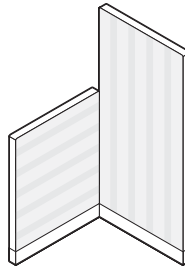
► See *Fabric Application Direction for Systems, Casegoods and Architecture* matrix in the *Surface Materials Reference Manual* for details on these exceptions.

## Warp Horizontal



**Fabric on panels taller than 68"H** cannot be applied warp horizontal because the height of the product is greater than the width of the fabric.

**Steelcase is not responsible for charges associated with replacement or re upholstery of products due to incorrect specifications.**



**The combination** of tall panels (75"H with warp vertical) with short panels (65"H or less with warp horizontal) will result in the fabric patterns running in opposite directions.

**To remedy this situation, the following options are available:**

- Use non-directional fabric. Only a small selection of fabrics are non-directional.
- Use fabrics that have standard warp vertical application direction.
- Specify warp vertical application on fabrics that are standard warp horizontal.

*Tip: If you require warp vertical and it is not the standard, you must specify the warp vertical option on every line in the order.*

## Application Topics

*Exception: Fabric warp direction cannot be altered from standard on tackboards.*

## Surface Materials

**Representatives** are available to answer your questions and to provide clarification. They can also help with situations where you are using fabrics under 66"W. Call 616.246.9822 or fax 616.698.4700.

## Price

**No additional cost** to specify warp direction.

## How to Specify

**You must specify** warp direction when you need to depart from the standard. Avenir panels allow this option to be selected electronically. On non-electronic orders, add a written specification to each panel to indicate non-standard warp directions.

For example:  
 MPTAM5348  
 52<sup>3</sup>/<sub>8</sub>"H x 48<sup>5</sup>/<sub>16</sub>"W tackable acoustical panels  
 side 1: fabric 5664 (Amiranté Mink) with vertical application.  
 side 2: fabric 5665 (Amiranté Ivory) with vertical application.



**Standard Warp Directions for Avenir**

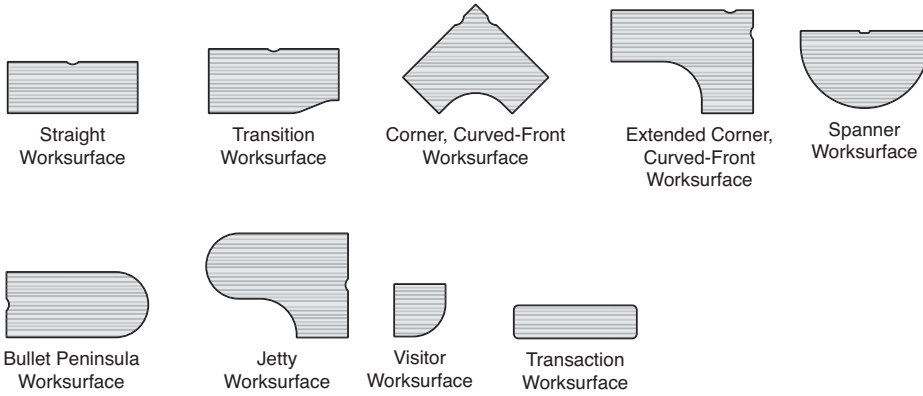
Fabric	Fabric Direction	Panel Stacker	Panel Height				Tackboards
			41"H	53"H	65"H	80"H	
Abacus	D	H	H	H	H	V	H
Acadia	D	H	H	H	H	V	H
Alloy	D	H	H	H	H	V	H
Amiranté	D	V	V	V	V	V	H
Ashanti Reverse	D	V	V	V	V	V	H
Bariolage	D	H	H	H	H	V	H
BellaRose	D	H	H	H	H	V	H
Boccie	D	H	H	H	H	V	H
Bouquet	D	H	H	H	H	V	H
Buzz2	D	H	H	H	.	.	H
Charm	D	H	H	H	H	V	H
Cogent: Geode Seating	D	H	H	H	.	.	H
Cogent: Geode Vertical	D	H	H	H	H	.	H
Embrasure	D	H	H	H	H	V	H
Flip: Orbit	D	HO	HO	HO	HO	.	HO
Flip: Plain Jane	D	H	H	H	H	V	H
Flip: TexHex	D	HO	HO	HO	HO	.	HO
Fresco	D	H	H	H	H	V	H
Milano	D	H	H	H	H	V	H
Optic	D	H	H	H	H	V	H
Pianista	D	HO	HO	HO	HO	HO	HO
Regatta	ND	H	H	H	H	V	H
Rhythm	D	H	H	H	H	V	H
Tinsel	D	H	H	H	H	V	H

- D = Directional
- ND = Non-directional
- H = Warp horizontal
- HO = Horizontal only
- V = Warp vertical
- .
- = Not available

# Directional Laminate Grain Directions

**Directional laminates** are standard with the grain directions shown.

## Avenir Universal Systems Worksurfaces—High-Pressure Laminate



---

# Avenir Resources

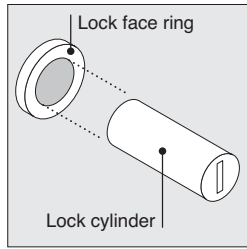
**Lock and Keying**

**284**

Avenir

# Lock and Keying

**All locking products** are standard with factory-installed, keyed-random locks. Consecutive, specific, and random keying are available as field-installed options.  
*Exceptions: Individual locking drawers are available only with field-installed locks.*



**Locks** consist of a factory- or field-installed lock cylinder and a factory-installed lock face ring.

**Two types of locks** are available — the standard keying system (FR series) and the master keying system (XF series). All the locks in the XF series can be opened with a single master key.

## Factory-Installed Keying

**Factory-installed locks** are always key random (standard) or master key random (option). Key random means that the locks will be assigned arbitrarily at the factory with key numbers ranging from FR305 to FR454 (Master keying numbers: XF1001 to XF1150). All locks within a unit will be keyed alike.  
*Tip: Random keying can mean that different furniture*

*units will have the same key number. If you must have all locks keyed differently, you should specify field-installed, key specific or key consecutive lock cylinders.*  
 ▶ See below.

### Key Random

- FR305
  - FR421
  - FR305
- or
- XF1011
  - XF1042
  - XF1011
- XF Master Key

### Required to Specify

**Master key random** +\$23 Specify with master key random.

## Field-Installed Keying

**Field-installed locks** are only available on products that include factory-installed lock mechanisms.

**Specify “plug”** when specifying furniture, and the product will ship with a plastic plug in place of the lock cylinder.  
*Tip: For products with optional lock colors, make sure to specify the color for both the lock and lock face ring.*

**Front-removable lock cylinders** must be specified separately. You must also order a special lock tool to install or remove lock cylinders in the field.  
*Tip: Lock tools are reusable. You do not need to order additional lock tools with every furniture order.*

**Lock cylinders** will be shipped separately so that you can install the locks when you are ready.

**Three keying choices** are available for field installation—random (standard), specific, and consecutive. All three are also available with master keying, which means that all locks can be opened with a single master key.

**Key random** means that the locks will be assigned arbitrarily at the factory with key numbers ranging from FR305 to FR454 (Master keying numbers: XF1001 to XF1150).  
*Tip: Random keying can mean that different furniture units will have the same key number. If you must have all locks keyed differently, you should specify key specific or key consecutive lock cylinders.*

**Key specific** means that you can specify any key number from FR305 to FR454 (Master keying numbers: XF1001 to XF1150). This option can be used to key all the furniture units in a workstation or department the same.  
*Tip: Designate the quantity per key number in your specification.*  
 ▶ See example at right.

**Key consecutive** means that you can specify lock numbers in a consecutive order to ensure that no two locks have the same key number until the key sequence repeats. You must select a beginning key number from FR305 to FR454 (Master keying numbers: XF1001 to XF1150).

**Example** of a typical lock cylinder specification is shown below:

- 10 LOCK9201FR FR320
  - 5 LOCK9201FR FR350
  - 15 LOCK9201XF XF1100
- 30 Total
- 1 877102003SR standard lock tool
  - 1 877102002SR master lock tool

### Key Random

- FR305
  - FR421
  - FR305
- or
- XF1011
  - XF1042
  - XF1011
- XF Master Key

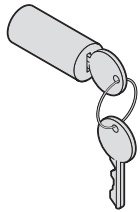
### Key Specific

- FR350
  - FR350
  - FR350
- or
- XF1020
  - XF1020
  - XF1020
- XF Master Key

### Key Consecutive

- FR350
  - FR351
  - FR352
- or
- XF1020
  - XF1021
  - XF1022
- XF Master Key

## Field-Installed Lock Cylinders



Tip: Lock price is included in price of furniture with locks.

Tip: For replacement lock cylinders, refer to Service Parts.

Standard Includes	Required to Specify
<ul style="list-style-type: none"> <li>Lock cylinder, keyed random: 9201 Polished Chrome or 9250 Ember Chrome</li> <li>Two keys</li> </ul>	1 Style number 2 Options, if selected (see below)

Options	Price	Required to Specify
<b>Key specific</b>	No cost	Select key number from FR305–FR454.
<b>Key consecutive</b>	No cost	Specify <i>key consecutive</i> and select beginning key number from FR305–FR454.
<b>Master key random</b>	+\$23 each	Specify <i>master key random</i> .
<b>Master key specific</b>	+\$23 each	Specify key number from XF1001–XF1150.
<b>Master key consecutive</b>	+\$23 each	Specify <i>master key consecutive</i> and select beginning key number from XF1001–XF1150.

Specification Information		
Color	Style Number	Base Price

### FR Series (Standard Keying System) – Lock Cylinder

Polished Chrome	<b>LOCK9201FR</b>	No cost
Ember Chrome	<b>LOCK9250FR</b>	No cost

### Standard Lock Tool

	<b>877102003SR</b>	\$23
--	--------------------	------

### XF Series (Master Keying System) – Lock Cylinder

Polished Chrome	<b>LOCK9201XF</b>	No additional cost. Price included in price of furniture with master-keyed locks.
Ember Chrome	<b>LOCK9250XF</b>	No additional cost. Price included in price of furniture with master-keyed locks.

### Master Lock Tool

	<b>877102002SR</b>	\$23
--	--------------------	------





Tip: You can change lock cylinders in the field by using the appropriate lock tool.



---

# Series 9000

► For more detailed product information, see the *Series 9000 Specification Guide* or consult your Steelcase dealer.

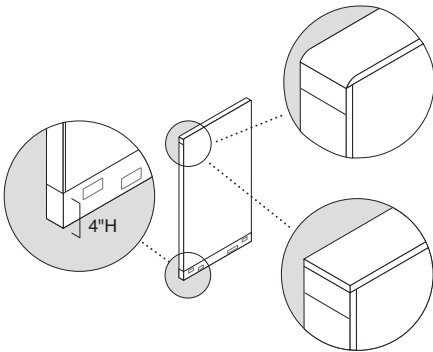
	
<b>Things to Know About Series 9000</b>	<b>288</b>
	
<b>Statement of Line</b>	<b>290</b>
	
<b>Specifying Tips</b>	<b>306</b>
<b>Specifying</b>	
<b>Enhanced Panels and Related Products</b> (SIN 711.1)	<b>309</b>
<b>Worksurfaces, Storage, and Related Products</b>	<b>345</b>
Series 9000 Universal Systems Worksurfaces and Related Products (SIN 711.1)	<b>347</b>
Conventional Worksurfaces, Storage, and Related Products (SIN 711.1)	<b>367</b>
Options Worksurfaces, Storage, and Related Products (SIN 711.1)	<b>457</b>
<b>Wiring and Cabling</b> (SIN 711.1)	<b>475</b>
	
<b>Surface Materials</b>	<b>485</b>
<b>Resources</b>	<b>503</b>

# Things to Know About Series 9000

**Series 9000 is a portfolio** of products that offers a full range of solutions for creating effective workspaces.

## Panels

**Panels** are available to define spaces and create privacy for individuals and teams. Panels can be used to support shelves and storage bins and workspaces. Or workspaces can be freestanding.

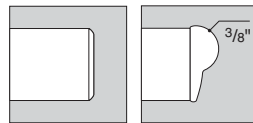


**Enhanced panels** were introduced in 1991 and offer square or radius top cap styling, removable surfaces, and enhanced cord- and cable-management capabilities, including a 4" H base.

## Worksurfaces

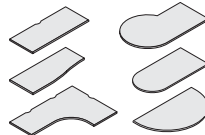
**Worksurfaces** are available in three types that are not meant to be mixed:

- Universal
- Conventional
- Options



3 mm edge profile

P-edge profile

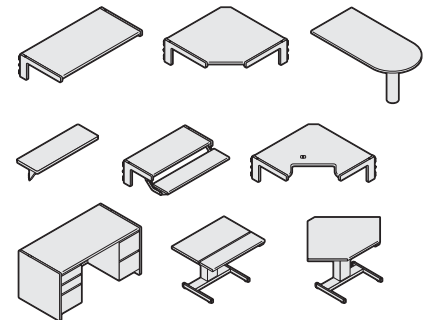
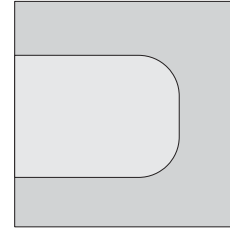


**Series 9000 Universal Worksurfaces** is a comprehensive solution of workspaces, supports, and privacy screens designed to deliver flexibility, mobility, and options to create inspiring spaces that support the different ways people work. These workspaces are available in both panel-supported and freestanding options to meet a variety of planning applications.

### Surface materials:

- Laminate

## Conventional edge profile



**Conventional Series 9000 workspaces** are available in a very broad range of shapes and can be used as freestanding furniture elements or panel-supported or as a combination of both. Conventional workspaces have a wood core substrate and a laminate surface. In freestanding and most panel-supported applications, the supporting end panel or cantilever is adjacent to and slightly taller than the workspace level.

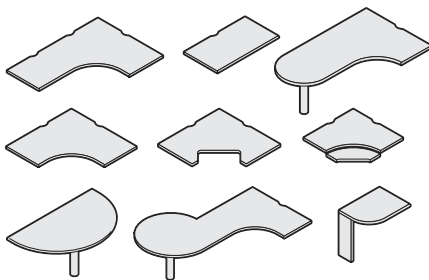
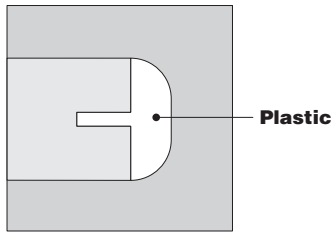
► Page 367

### Surface materials:

- Laminate



**Options edge profile**



**Options Series 9000 worksurfaces** are available in a very broad range of shapes that feature curved contours that smooth the transitions from one part of the worksurface to another. These worksurfaces always rely on Series 9000 panels or adjacent worksurfaces for support. Options worksurfaces have a wood core and a laminate surface. Supporting end panels, cantilevers, and end supports are always positioned below the worksurface so there is no interruption when two adjacent worksurfaces join.  
▶ Page 457

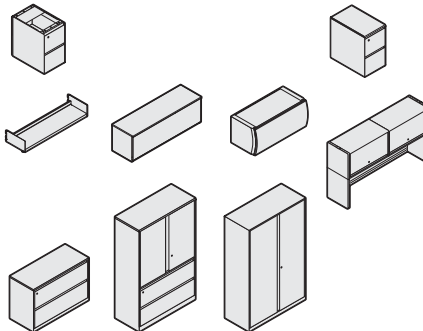
**Surface materials:**

- Laminate

**Storage**

**Storage components** are available in three types. They correspond and complement the worksurface choices described in the preceding columns—Conventional, Options, and Wood Selections.

**Conventional storage**



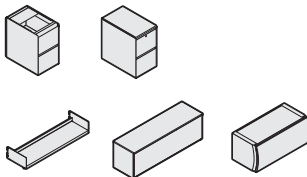
**(900 Series lateral files and Universal storage with flush fronts)**

**Conventional Series 9000 storage components** include a very broad array of choices, including panel-supported shelves and bins, service modules that stand on worksurfaces, and pedestals that are worksurface supported. Surfaces are painted.  
▶ Page 367

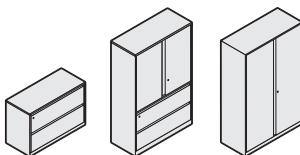
**Surface materials:**

- Paint

**Options storage**



**(Use Universal Bins and Shelves)**



**(900 Series lateral files and Universal storage with flush fronts)**

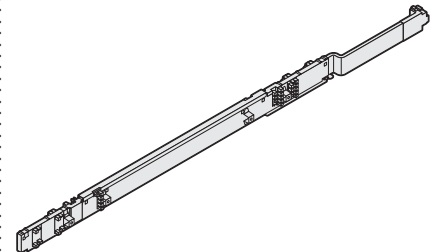
**Options Series 9000 storage components** include pedestals that can be used to support worksurfaces, Conventional Series 9000 panel-supported shelves and bins, as well as freestanding cabinets may be used with Options products. Surfaces are painted.  
▶ Page 457

**Surface materials:**

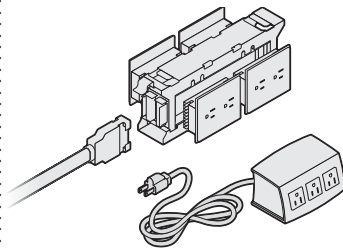
- Paint

**Wiring and Cabling**

**Power distribution systems** can be built two different ways in Series 9000—powerways or Internode power distribution kits.



**Powerways** can be used to build power distribution networks within the base of Series 9000 Enhanced panels. A full range of components are available to allow power networks to go wherever there are panels and to provide access where the user needs it.  
▶ Page 339

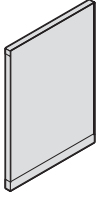


**Internode components** can be used to build power distribution networks and data/voice networks. These components attach above and below Series 9000 worksurfaces. Internode components cannot connect to Series 9000 powerways.

# Statement of Line

Series 9000

## Enhanced Panels



Specifying  
▶ Pages 310–311

## Enhanced Tackable Acoustical Panels

	20"W	25"W	30"W	35"W	36"W	42"W	45"W	60"W
34½"H	●	●	●	●		●	●	
42"H	●	●	●	●	●	●	●	●
53"H	●	●	●	●	●	●	●	●
61"H	●	●	●	●	●	●	●	●
65"H	●	●	●	●	●	●	●	●
75"H	●	●	●	●	●	●	●	



Tackable  
fabric-covered  
panel stacker

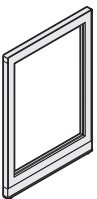


Glass panel  
stacker

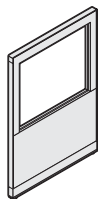
Specifying  
▶ Pages 312–314

## Panel Stackers For Use on Enhanced Panels only

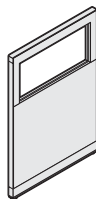
	20"W	25"W	30"W	35"W	36"W	42"W	45"W	60"W
10"H	●	●	●	●	●	●	●	●
11"H	●	●	●	●	●	●	●	●
12"H	●	●	●	●	●	●	●	●
24"H	●	●	●	●	●	●	●	●



Full panel insert



With 28½"H sill



With 42"H sill

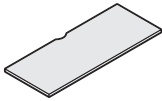
Specifying  
▶ Page 316

## Enhanced Transparent Panels

	20"W	25"W	30"W	35"W	36"W	42"W	45"W
53"H	●	●	●	●	●	●	●
65"H	●	●	●	●	●	●	●
75"H	●	●	●	●	●	●	●

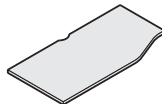
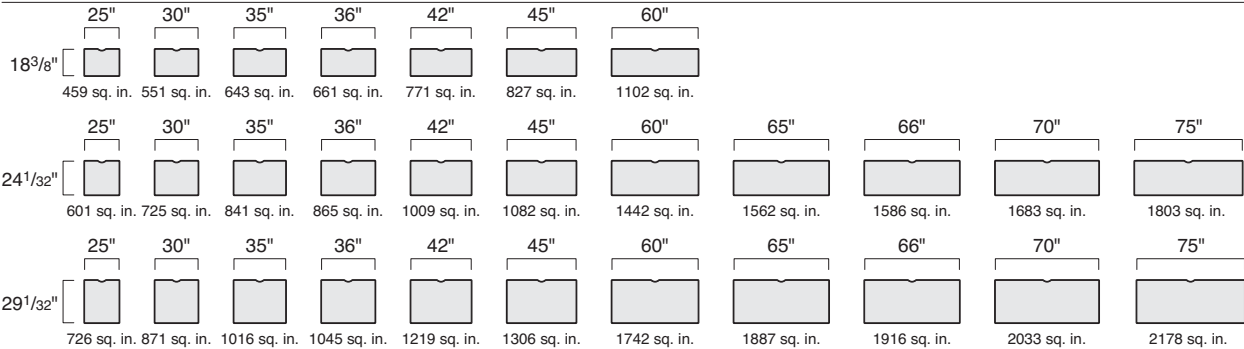
## Series 9000 Universal Systems Worksurfaces

**Worksurface dimensions shown**  
apply to laminate version of  
worksurface.



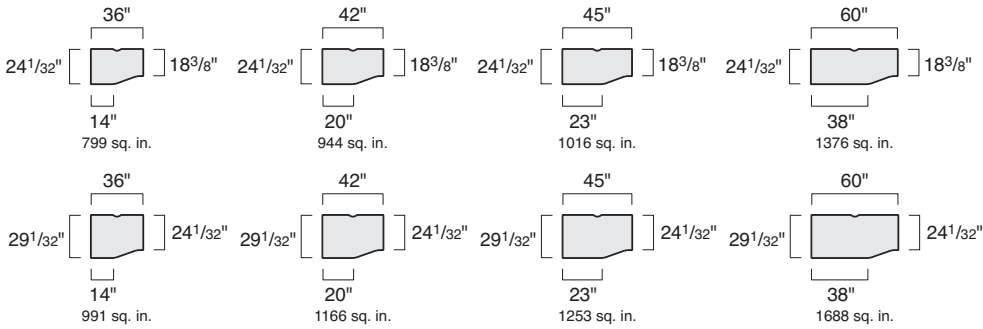
Specifying  
▶ Page 348

### Straight Worksurfaces



Specifying  
▶ Page 350

### Transition Worksurfaces\*



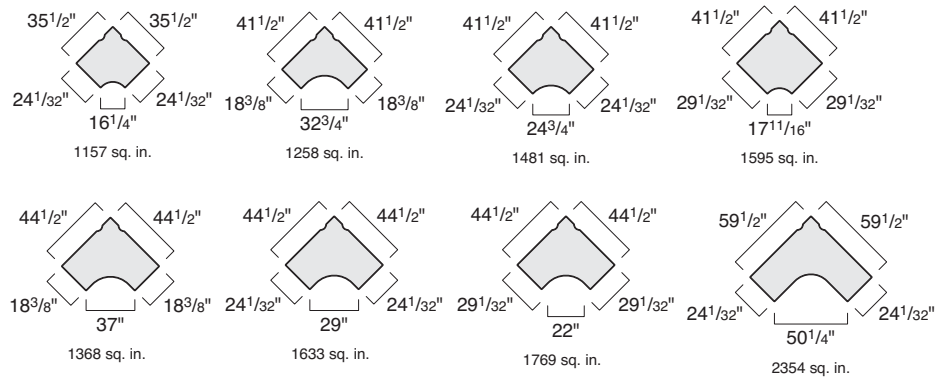
\*Left-hand units shown.  
Right-hand units available.

**Series 9000 Universal Systems Worksurfaces, continued**



Specifying  
Page 352

**Corner, Curved-Front Worksurfaces**

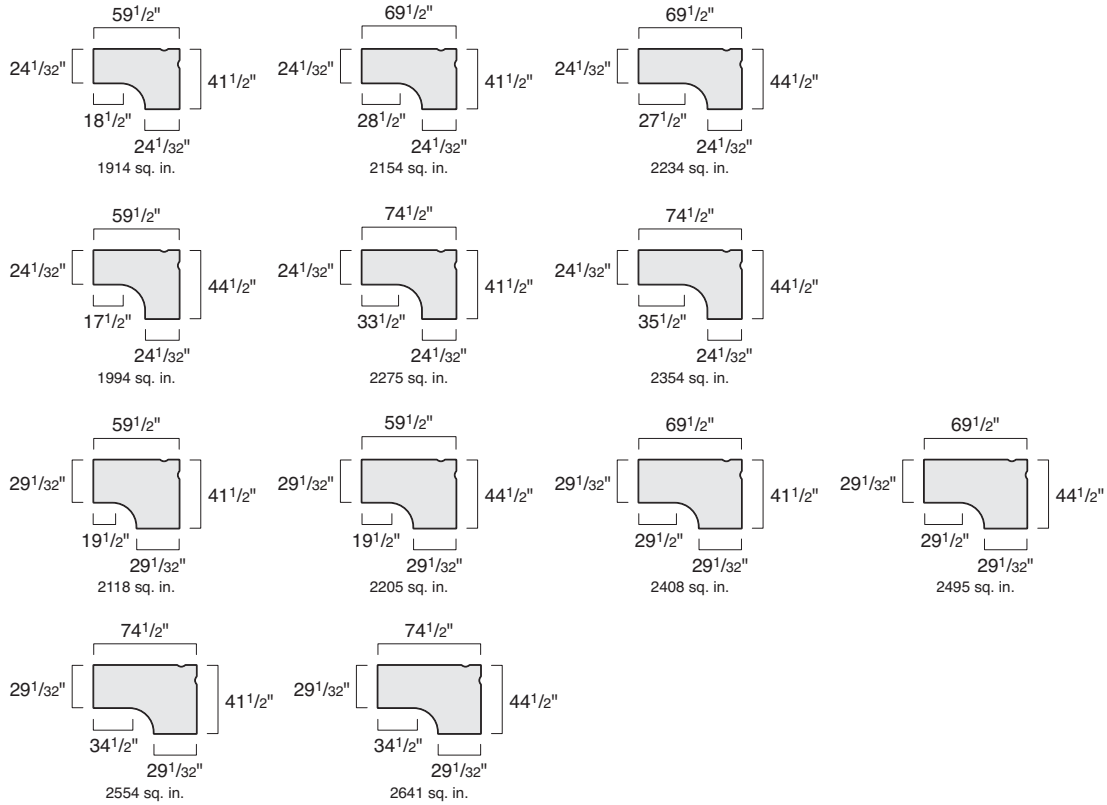


**Series 9000 Universal Systems Worksurfaces, continued**



Specifying  
▶ Page 354

**Extended Corner, Curved-Front Worksurfaces\***

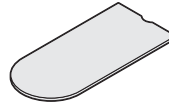


\*Left-hand units shown.  
Right-hand units available.

### Series 9000 Universal Systems Worksurfaces, continued

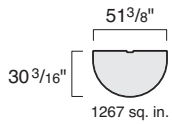


Specifying  
▶ Page 356



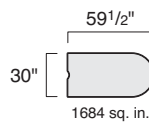
Specifying  
▶ Page 357

#### Spanner Worksurfaces



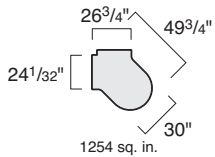
For Panel-Supported  
Applications

#### Bullet Peninsula Worksurfaces



Specifying  
▶ Page 358

#### Linking Peninsula Worksurfaces



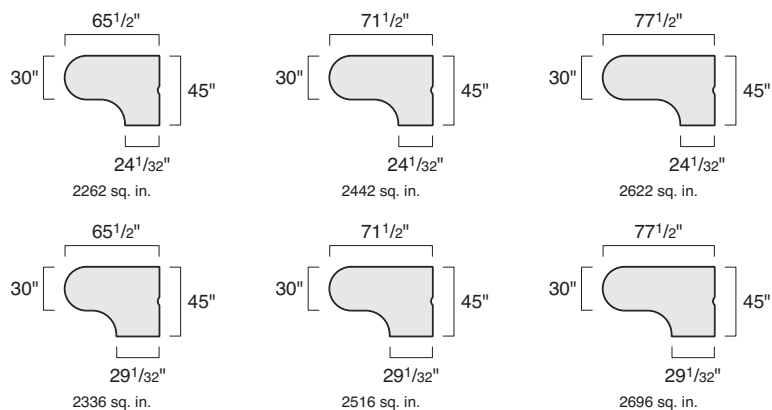
\*Dimension includes notch width.

**Series 9000 Universal Systems Worksurfaces, continued**



Specifying  
▶ Page 359

**Jetty Worksurfaces\***

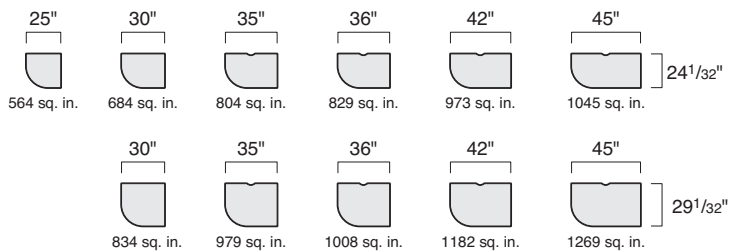


\*Left-hand units shown. Right-hand units available.



Specifying  
▶ Page 360

**Visitor Worksurfaces\***



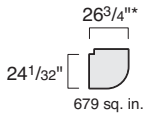
\*Left-hand units shown. Right-hand units available.

**Series 9000 Universal Systems Worksurfaces, continued**

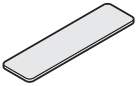


Specifying  
▶ Page 360

**Linking Worksurfaces\***

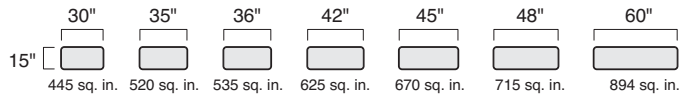


\*Dimension includes notch width.



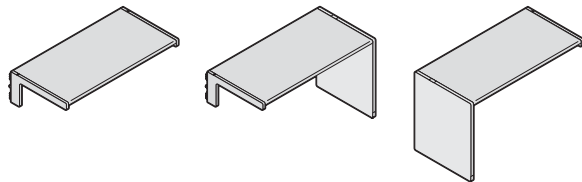
Specifying  
▶ Page 362

**Transaction Worksurfaces**





### Conventional Panel-Supported

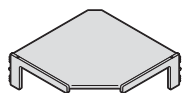


Specifying  
▶ Pages 368–377

### Worksurface Packages

	30"W	35"W	36"W	42"W	45"W	60"W	65"W	70"W	75"W	90"W
20"D	●	●	●	●				●		●
25"D	●M	●	●	●	●M	●M		●	●	●
30"D	●M				●M	●M	●	●	●	●

M = Modular worksurface available, ▶ Pages 372, 376.

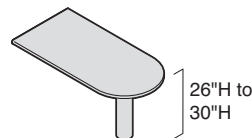


Specifying  
▶ Pages 378–380

### Corner Worksurface Packages

	30"W	35"W	36"W	42"W	45"W
25"D	●	M	M	●M*	●M*
30"D				M	●M

M = Modular worksurface available, ▶ Pages 379–380.  
\* = Also available with keyboard cutout.

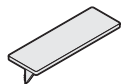


Specifying  
▶ Pages 381, 425

### Radius-End Worksurfaces

	60"W	65"W	70"W
30"D	●*	●*	●*
35"D	●*	●*	●*
36"D	●	●	●

\* = Also available worksurface supported, ▶ Page 425.

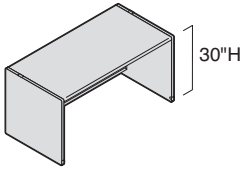


Specifying  
▶ Page 382

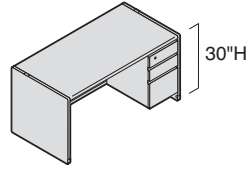
### Transaction Worksurfaces

	30"W	35"W	36"W	42"W	45"W	60"W	70"W
15"D	●	●	●	●	●	●	●

**Freestanding Desks**



Specifying  
▶ Pages 383, 388,  
394–397, 406



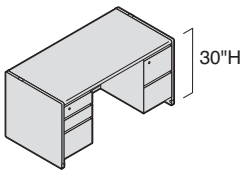
Specifying  
▶ Pages 384, 390,  
398–401, 408

**Desks**

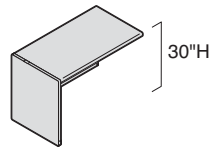
	30"W	45"W	60"W	65"W	70"W	75"W	90"W
20"D		●	●		●		
25"D	●	●	●		●	●	●
30"D	●	●	●	●	●	●	●
35"D			●		●	●	

**Single-Pedestal Desks**

	30"W	45"W	60"W	65"W	70"W	75"W	90"W
20"D		●	●		●		
25"D	●	●	●		●	●	●
30"D		●	●	●	●	●	●
35"D				●	●	●	



Specifying  
▶ Pages 386, 392,  
402–405, 410



Specifying  
▶ Pages 412, 416,  
420

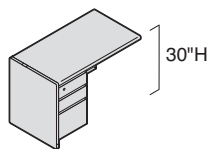
**Double-Pedestal Desks**

	60"W	65"W	70"W	75"W	90"W
20"D	●		●		
25"D	●		●	●	●
30"D	●	●	●	●	●
35"D	●	●	●	●	

**Returns (30"H End Panel)**

	30"W	45"W	60"W
20"D	●	●	●
25"D	●	●	●
30"D	●	●	●

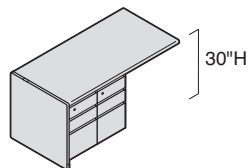
## Freestanding Desks, continued



Specifying  
▶ Pages 414, 418,  
422

### Returns, One Pedestal (30"H End Panel)

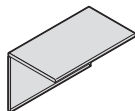
	30"W	45"W	60"W
20"D	●	●	●
25"D	●	●	●
30"D	●	●	●



Specifying  
▶ Pages 418, 422

### Returns, Two Pedestals (30"H End Panel)

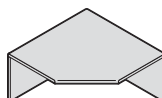
	60"W
20"D	●
25"D	●
30"D	●



Specifying  
▶ Page 426

### Unit Assembly Bridges

	45"W
20"D	●
25"D	●
30"D	●



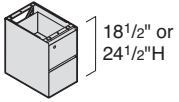
Specifying  
▶ Page 427

### Corner Worksurfaces

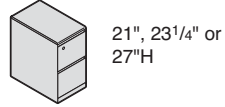
	42"W	45"W
25"D	M*	M*
30"D		M

M = Modular worksurface  
\* = Also available with keyboard cutout.

**Storage**



Specifying  
▶ Pages 431–432



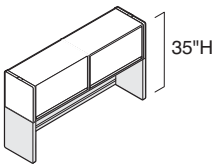
Specifying  
▶ Page 434

**Worksurface-Supported Pedestals**

15"W	
17 1/2"D	●
22 5/8"D	●
27 5/8"D	●

**Mobile Pedestals**

15"W	
22 5/8"D	●



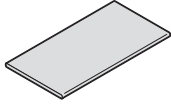
Specifying  
▶ Page 436

**Service Modules for use with Storage Bins**

	45"W	60"W	70"W	75"W
15"D	●*	●	●	●

\*45"W service modules have only one tip-up door.

## Components



Specifying  
▶ Pages 441–444

### Conventional Worksurfaces

	27 <sup>3</sup> / <sub>4</sub> "W	28 <sup>7</sup> / <sub>8</sub> "W	32 <sup>3</sup> / <sub>4</sub> "W	33 <sup>3</sup> / <sub>4</sub> "W	39 <sup>3</sup> / <sub>4</sub> "W	42 <sup>3</sup> / <sub>4</sub> "W	43 <sup>7</sup> / <sub>8</sub> "W	45"W	57 <sup>3</sup> / <sub>4</sub> "W
20"D	●	●	●	●	●	●	●		●
25"D	●	●	●	●	●	●	●	●	●
30"D	●	●				●	●	●	●
35"D									●

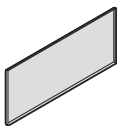
	58 <sup>7</sup> / <sub>8</sub> "W	62 <sup>3</sup> / <sub>4</sub> "W	67 <sup>3</sup> / <sub>4</sub> "W	72 <sup>3</sup> / <sub>4</sub> "W	87 <sup>3</sup> / <sub>4</sub> "W
20"D	●		●		●
25"D	●	●	●	●	●
30"D	●	●	●	●	●
35"D		●	●	●	



Specifying  
▶ Page 446

### End Panels

	20"D	25"D	30"D	35"D
30"H	●	●	●	●

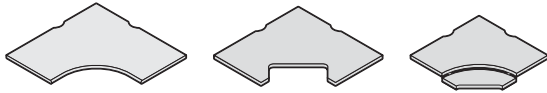


Specifying  
▶ Page 448

### Back Panels

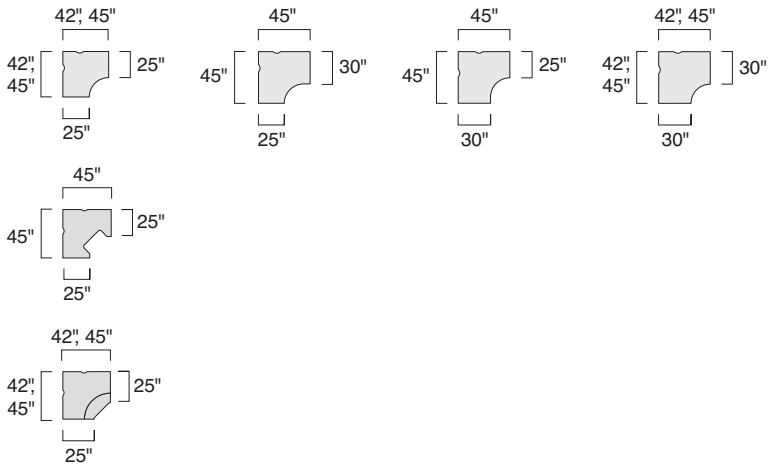
	27 <sup>3</sup> / <sub>4</sub> "W	28 <sup>7</sup> / <sub>8</sub> "W	32 <sup>3</sup> / <sub>4</sub> "W	39 <sup>3</sup> / <sub>4</sub> "W	42 <sup>3</sup> / <sub>4</sub> "W	43 <sup>7</sup> / <sub>8</sub> "W	45"W	57 <sup>3</sup> / <sub>4</sub> "W	58 <sup>7</sup> / <sub>8</sub> "W	62 <sup>3</sup> / <sub>4</sub> "W	67 <sup>3</sup> / <sub>4</sub> "W	72 <sup>3</sup> / <sub>4</sub> "W	87 <sup>3</sup> / <sub>4</sub> "W
20 <sup>1</sup> / <sub>4</sub> "H	●	●	●	●	●	●	●	●	●	●	●	●	●
25 <sup>7</sup> / <sub>16</sub> "H	●	●	●	●	●	●	●	●	●	●	●	●	●

**Options Panel-Supported Worksurfaces**



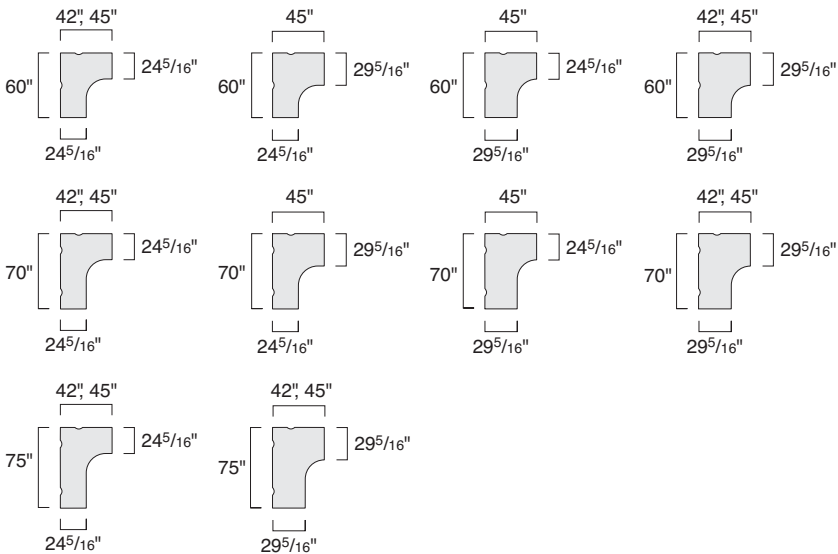
Specifying  
▶ Pages 458–460

**Corner Worksurfaces**



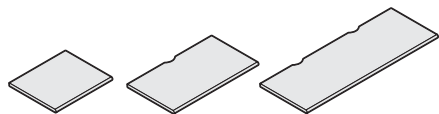
Specifying  
▶ Page 462

**Extended Corner Worksurfaces**



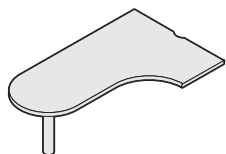
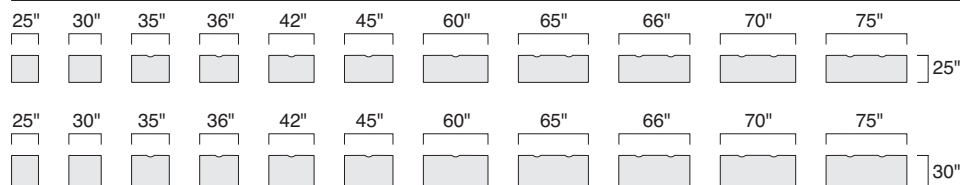
Dimensions are nominal,  
but square inch measure-  
ments are exact.

## Options Panel-Supported Worksurfaces, continued

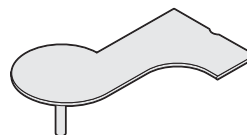


Specifying  
▶ Page 464

### Straight Worksurfaces

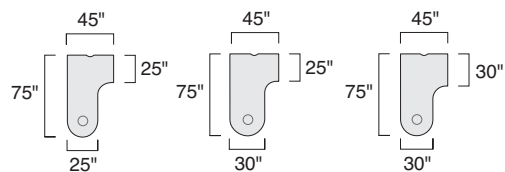


Specifying  
▶ Page 466



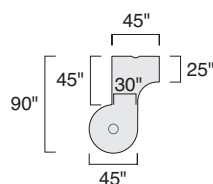
Specifying  
▶ Page 467

### Jetty Worksurfaces\*

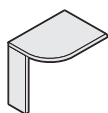


\*Drawings and dimensions show left-hand units. Right-hand units are also available.

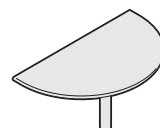
### Enterprise Worksurfaces\*



\*Drawings and dimensions show left-hand units. Right-hand units are also available.

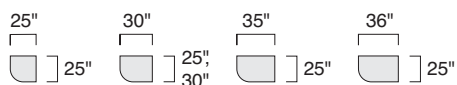


Specifying  
▶ Page 468



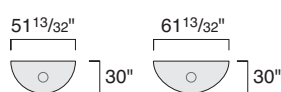
Specifying  
▶ Page 469

### Visitor Worksurfaces\*

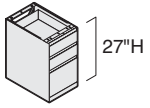


\*Drawings and dimensions show left-hand units. Right-hand units are also available.

### Spanner Worksurfaces



## Options Storage



Specifying  
▶ Page 472

---

## Pedestals

15"W

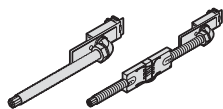
25"D ●

30"D ●

**Options pedestals**  
are for use with Options  
worksurfaces.  
▶ Pages 458–469



## Wiring and Cabling



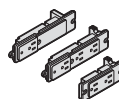
**Base Power-Ins**  
Specifying  
▶ Pages 336–337



**Power Poles**  
Specifying  
▶ Page 338



**Powerways**  
Specifying  
▶ Page 339



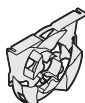
**Receptacles**  
Specifying  
▶ Page 342



**Panel-Supported Receptacles**  
Specifying  
▶ Page 343



**Grommet Receptacles**  
Specifying  
▶ Page 476



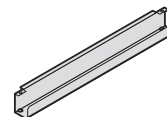
**Cable and Fiber Reels**  
Specifying  
▶ Page 476




**Termination Plates**  
Specifying  
▶ Page 477



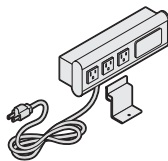
**Cord Reels**  
Specifying  
▶ Page 477



**Cable Storage Trays**  
Specifying  
▶ Page 477



**Service Module Receptacle**  
Specifying  
▶ Page 479



**Power and Data Strip**  
Specifying  
▶ Page 479

# Specifying Tips

## General Tips

### Justical Panels

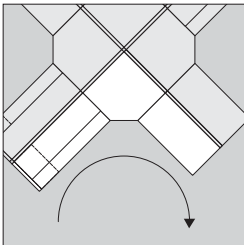
#### Standard Includes

- Panel with two surfaces: vertical surface and horizontal surface
- Top cap, end trim, and plain base of panel
- Hinge: plastic

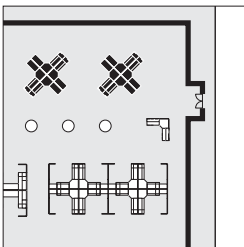
**Review** the features that are standard for each product before you begin to specify. You only need to include specifications for options, surface materials, and colors when you want a substitute for the standard.

To ensure that you do not overlook anything, approach the specifying process in a consistent order every time. Here are three common methods:

**Specify products according to their order** on the specifying pages.



**Specify all workstations using a formulated pattern**, such as starting at the entrance to a workstation and moving clockwise.



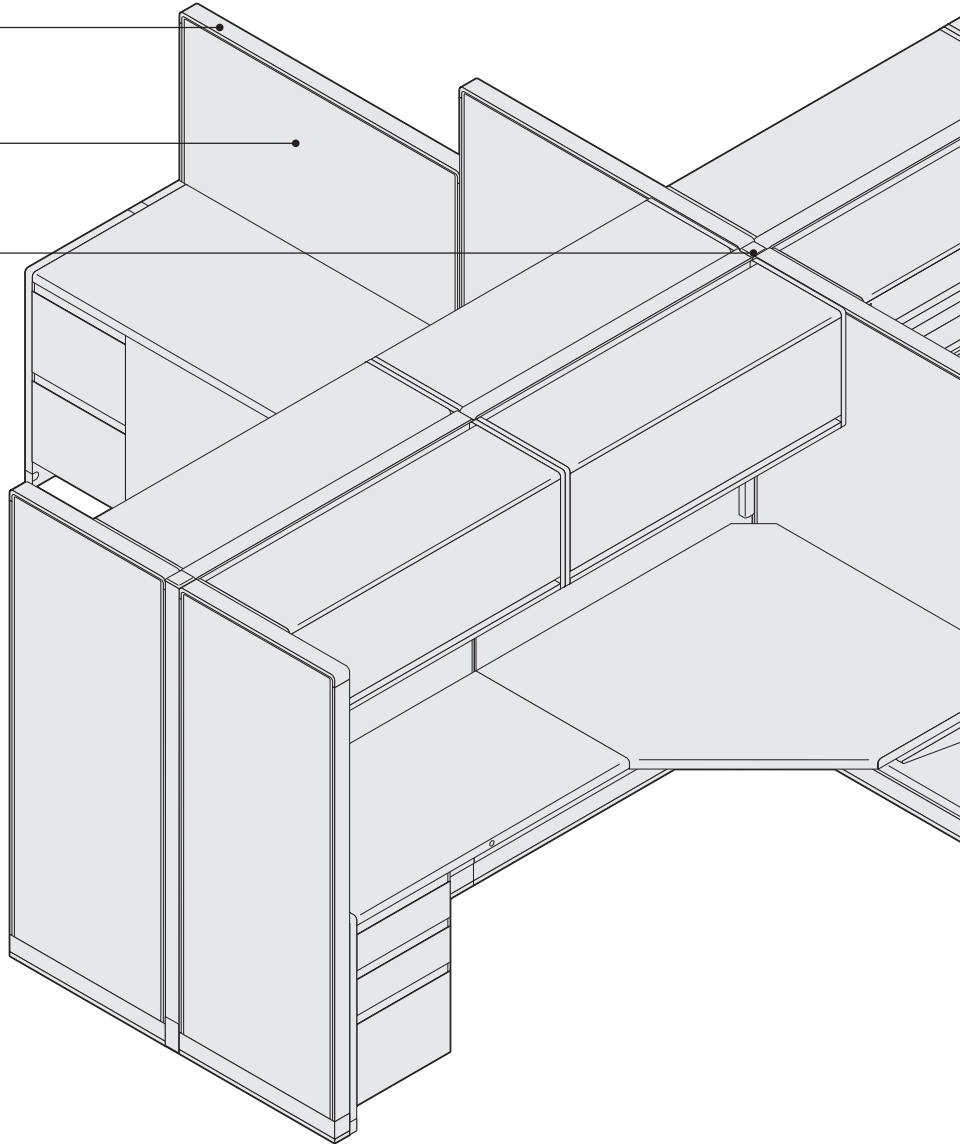
**Specify each type of workstation** in your installation and then determine how many of each type are needed.

## Panels

**Specify** style numbers and surface materials for all panels.

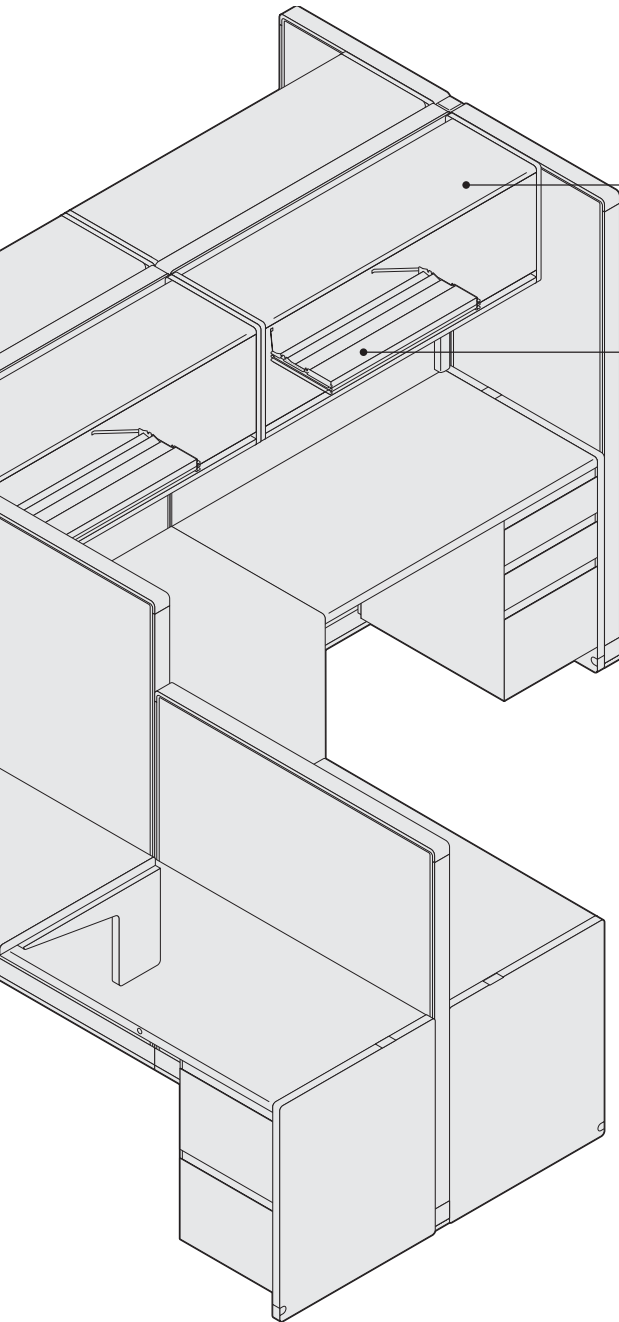
**Keep track** of panels that require power and list panels *with power* separately.

**Specify** fillers and their surface materials. Specify change-of-height trims if using wood top caps.



## Worksurfaces

**Specify** style numbers and surface materials for all worksurface packages. Supports are included with panel-supported worksurface packages. Also specify options such as grommets, cord catchers, and any specific keying information.



### Storage

**Specify** storage component style numbers and surface materials.

### Lighting

**Specify** style numbers of lights.

### Wiring & Cabling

**If you specified** with power as you ordered your panels, the only things left to specify are power-ins, power and cable poles (if desired), and receptacles.

### Example of Order

Here's what the specification would be like for the installation shown at the left.

Qty.	Style No.	Description
<b>Panels</b>		
6	98215	65"H x 45"W tackable panels w/3-circuit power sides 1 & 2: fabric, 5664 top cap and powered base: paint, 4650 hinge: plastic, 6608
2	98115	53"H x 45"W tackable panels w/3-circuit power sides 1 & 2: fabric, 5664 top cap and powered base: paint, 4604 hinge: plastic, 6602
4	98212	65"H x 25"W tackable panels side 1: fabric, 5339 side 2: fabric, 5664 top cap and plain base: paint, 4650 hinge: plastic, 6602
<b>Fillers</b>		
1	9XCAP	X-configuration filler, cap only: paint, 4650
<b>Worksurfaces</b>		
4	99992CCM	25"D x 45"W modular corner worksurface packages (includes shared cantilevers): laminate, 2722 paint, 4650 filler strip: plastic, 6602
4	99107APLM	25"D x 45"W modular worksurfaces: laminate, 2722 end panel left, no support right end panel and trim: paint, 4650
4	99107APRM	25"D x 45"W modular worksurfaces: laminate, 2722 end panel right, no support left end panel and trim: paint, 4650
<b>Storage</b>		
4	9U224	25"D box/box/file pedestals: paint, 4650
4	9U223	25"D file/file pedestals: paint, 4650
8	9BBL4515	45"W overhead storage bins w/locks: paint, 4650
<b>Lighting</b>		
8	LSM36KD	37"W standard shelf lights with daisy chain cords, black
4	LS1FSC	Daisy chain starter cards
8	98862-65	17½"H vertical wire managers for 65"H panels: fabric, 5664
<b>Wiring and Cabling</b>		
1	ctn 98683-1DA15S	line 1 duplex receptacles: 6608
1	ctn 98683-2DA15S	line 2 duplex receptacles: 6608
1	ctn 98683-3DA15S	line 3 duplex receptacles: 6608
1	98669	3-circuit base power-in



---

# Specifying Series 9000 Enhanced Panels and Related Products

## Enhanced Panels and Related Products

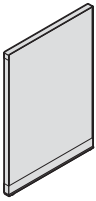
Tackable Acoustical (SIN 711.1)	310
Panel Stackers (SIN 711.1)	312
Straight Transparent (SIN 711.1)	316
Tackable Acoustical Fabric-Covered Replacement Skins (SIN 711.1)	318
Panel Trim (SIN 711.1)	320
Panel Filler Packages (SIN 711.1)	323
Panel Doors (SIN 711.1)	329

## Additional Related Products

Panel Brackets (SIN 711.1)	330
OSHPD Panel Brackets (SIN 711.1)	332
Panel Accessories (SIN 711.1)	333
Panel Wiring and Cabling (SIN 711.1)	336

# Enhanced Tackable Acoustical Panels

SIN 711.1



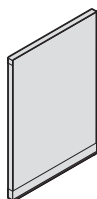
*Tip: To price a panel with two surface materials in different price groups, add the two fabric price group option prices together and divide by 2; then add the result to the panel base price.*

*\*Tip: For most fabrics, fabric application is standard in the warp horizontal direction.*

▶ See Specification Guidelines for Vertical Fabric Applications, page 496, for details on these exceptions. Warp vertical is available as an option.

*Tip: Replacement tackable acoustical panel surfaces are now available as standard product. Special tools are not required. Adjacent panels are not disrupted.*

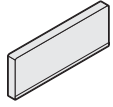
Standard Includes		Required to Specify	
	<ul style="list-style-type: none"> <li>65"H and shorter panel with two surfaces, fabric direction with horizontal application*: fabric price group 1</li> <li>75"H panels with two surfaces, fabric direction with vertical application: fabric price group 1</li> <li>Radius top cap, end trim, and base covers with receptacle knockouts: all paint price groups</li> <li>Hinge: plastic</li> </ul>		<ol style="list-style-type: none"> <li>Style number</li> <li>Fabric color number for surface 1</li> <li>Fabric color number for surface 2</li> <li>Paint color number for top cap, end trim, and base covers</li> <li>Plastic color number for plastic hinge</li> <li>Options, if selected (see below)</li> </ol> ▶ See <i>Surface Materials</i> , page 487.
Options	Price	Required to Specify	
<b>Surface Materials</b>	<b>Panel surface</b> <ul style="list-style-type: none"> <li>Fabric price group 1</li> <li>Fabric price group 2</li> <li>Fabric price group 3</li> <li>Fabric price group 4</li> <li>Fabric price group 5</li> <li>Fabric price group COM</li> </ul>	No cost +\$ 34 +\$ 86 +\$138 +\$214 +\$ 32	Specify fabric color number. Specify fabric color number. Specify fabric color number. Specify fabric color number. Specify fabric color number. ▶ See <i>Surface Materials Reference Manual</i> to specify.
	<b>Fabric direction on 65"H and shorter panels</b> <ul style="list-style-type: none"> <li>Vertical application</li> </ul>	No cost	Specify <i>with vertical application</i> .
<b>Top Cap</b>	<ul style="list-style-type: none"> <li>Square metal top cap</li> <li>Square wood top cap</li> <li>Radius wood top cap</li> <li>Customiz stain on wood top cap</li> </ul>	No cost +\$104 +\$104 No cost	Specify <i>with square metal top cap</i> . Specify <i>with square wood top cap</i> and select wood color number. Specify <i>with radius wood top cap</i> and select wood color number. ▶ See <i>Surface Materials Reference Manual</i> .
<b>Electrical</b>	<b>Factory-installed powerway</b> <ul style="list-style-type: none"> <li>3-circuit powerway with shared neutral</li> <li>3-circuit powerway with separate neutrals</li> <li>4-circuit (3+D) powerway</li> <li>4-circuit (3I+1) powerway</li> <li>4-circuit (2+2) powerway</li> </ul>	+\$175 +\$209 +\$206 +\$247 +\$247	Add suffix <b>P3</b> to panel style number. Add suffix <b>P3</b> to panel style number and specify <i>with separate neutrals</i> . Add suffix <b>P4</b> to panel style number. Add suffix <b>P4</b> to panel style number and specify <i>with 3I+1 wiring</i> . Add suffix <b>P4</b> to panel style number and specify <i>with 2+2 wiring</i> .
	<b>Field-installed powerway</b> <ul style="list-style-type: none"> <li>For use in New York City</li> </ul>		▶ Must specify powerway for field installation only, page 339.
	<b>Factory-installed raceway</b> <ul style="list-style-type: none"> <li>For use in Chicago with power base covers</li> </ul>	+\$150	Add suffix <b>W</b> to panel style number.
<b>Related Products</b>	<ul style="list-style-type: none"> <li>Panel brackets</li> <li>Panel accessories</li> <li>Panel wiring and cabling</li> </ul>		▶ Page 330 ▶ Page 333 ▶ Page 336



Specification Information						
Width	Style Number	Base Price	Style Number	Base Price	Style Number	Base Price
	<b>34 1/2"H</b>		<b>42"H</b>		<b>53"H</b>	
20"	<b>9TT3420</b>	\$ 520	<b>9TT4220</b>	\$ 582	<b>9TT5320</b>	\$ 635
25"	<b>9TT3425</b>	\$ 520	<b>9TT4225</b>	\$ 582	<b>9TT5325</b>	\$ 635
30"	<b>9TT3430</b>	\$ 540	<b>9TT4230</b>	\$ 639	<b>9TT5330</b>	\$ 688
35"	<b>9TT3435</b>	\$ 620	<b>9TT4235</b>	\$ 702	<b>9TT5335</b>	\$ 754
36"			<b>9TT4236</b>	\$ 702	<b>9TT5336</b>	\$ 754
42"	<b>9TT3442</b>	\$ 694	<b>9TT4242</b>	\$ 801	<b>9TT5342</b>	\$ 854
45"	<b>9TT3445</b>	\$ 694	<b>9TT4245</b>	\$ 801	<b>9TT5345</b>	\$ 854
60"			<b>9TT4260</b>	\$ 955	<b>9TT5360</b>	\$1005
	<b>61"H</b>		<b>65"H</b>		<b>75"H</b>	
20"	<b>9TT6120</b>	\$ 725	<b>9TT6520</b>	\$ 725	<b>9TT7520</b>	\$ 976
25"	<b>9TT6125</b>	\$ 725	<b>9TT6525</b>	\$ 725	<b>9TT7525</b>	\$ 976
30"	<b>9TT6130</b>	\$ 823	<b>9TT6530</b>	\$ 823	<b>9TT7530</b>	\$1039
35"	<b>9TT6135</b>	\$ 895	<b>9TT6535</b>	\$ 895	<b>9TT7535</b>	\$1102
36"	<b>9TT6136</b>	\$ 895	<b>9TT6536</b>	\$ 895	<b>9TT7536</b>	\$1102
42"	<b>9TT6142</b>	\$ 989	<b>9TT6542</b>	\$ 989	<b>9TT7542</b>	\$1255
45"	<b>9TT6145</b>	\$ 989	<b>9TT6545</b>	\$ 989	<b>9TT7545</b>	\$1255
60"	<b>9TT6160</b>	\$1134	<b>9TT6560</b>	\$1134		

# Tackable Fabric-Covered Panel Stackers

SIN 711.1



Standard Includes	Required to Specify
<ul style="list-style-type: none"> <li>Tackable stacker with two of the same fabric surfaces, fabric direction with horizontal application*: fabric price group 1</li> <li>Trim: all paint price groups</li> <li>Two stacking attachment brackets</li> <li>Two light seal hinges: plastic</li> </ul>	<ol style="list-style-type: none"> <li>Style number</li> <li>Fabric color number for panel surface</li> <li>Paint color number for trim</li> <li>Plastic color number for hinge</li> <li>Options, if selected (see below)</li> </ol> <p>▶ See <i>Surface Materials</i>, page 487.</p>

Options	Price	Required to Specify
<b>Surface Materials</b> <b>Panel surface</b> <ul style="list-style-type: none"> <li>Fabric price group 1</li> <li>Fabric price group 2</li> <li>Fabric price group 3</li> <li>Fabric price group 4</li> <li>Fabric price group 5</li> <li>Fabric price group COM</li> </ul>	<ul style="list-style-type: none"> <li>No cost</li> <li>+\$ 34</li> <li>+\$ 86</li> <li>+\$138</li> <li>+\$214</li> <li>+\$ 32</li> </ul>	<ul style="list-style-type: none"> <li>Specify fabric color number.</li> <li>Specify fabric color number.</li> <li>Specify fabric color number.</li> <li>Specify fabric color number.</li> <li>Specify fabric color number.</li> </ul> <p>▶ See <i>Surface Materials Reference Manual</i> to specify.</p>
<b>Fabric direction on stacker</b> <ul style="list-style-type: none"> <li>Vertical application</li> </ul>	<ul style="list-style-type: none"> <li>No cost</li> </ul>	<ul style="list-style-type: none"> <li>Specify with vertical application.</li> </ul>

Related Products	
<ul style="list-style-type: none"> <li>Enhanced tackable acoustical panels</li> </ul>	▶ Page 310

\*Tip: For most fabrics, fabric application is standard in the warp horizontal direction.  
 ▶ See Specification Guidelines for Vertical Fabric Applications, page 496, for details on these exceptions. Warp vertical is available as an option.

Tip: For use on enhanced panels only.

## Specification Information

Width	Style Number	Base Price
:	:	:

### 10"H Stackers (For Stacking 65"H Base Panel to 75"H Base Panel)

20"	<b>9TS1020</b>	\$498
25"	<b>9TS1025</b>	\$500
30"	<b>9TS1030</b>	\$502
35"	<b>9TS1035</b>	\$515
36"	<b>9TS1036</b>	\$521
42"	<b>9TS1042</b>	\$527
45"	<b>9TS1045</b>	\$528
60"	<b>9TS1060</b>	\$544
:	:	:

### 11"H Stackers (For Stacking 42"H Base Panel to 53"H Base Panel)

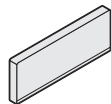
20"	<b>9TS1120</b>	\$503
25"	<b>9TS1125</b>	\$505
30"	<b>9TS1130</b>	\$508
35"	<b>9TS1135</b>	\$521
36"	<b>9TS1136</b>	\$526
42"	<b>9TS1142</b>	\$534
45"	<b>9TS1145</b>	\$535
60"	<b>9TS1160</b>	\$549
:	:	:

▶ **Specification Information, continued on next page**



► Specification Information, continued from previous page

**Specification Information**



Width	Style Number	Base Price
-------	--------------	------------

**12"H Stackers (For Stacking 53"H Base Panel to 65"H Base Panel)**

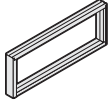
20"	<b>9TS1220</b>	\$504
25"	<b>9TS1225</b>	\$506
30"	<b>9TS1230</b>	\$511
35"	<b>9TS1235</b>	\$522
36"	<b>9TS1236</b>	\$527
42"	<b>9TS1242</b>	\$535
45"	<b>9TS1245</b>	\$536
60"	<b>9TS1260</b>	\$551

**23"H Stackers (For Stacking 42"H Base Panel to 65"H Base Panel)**

20"	<b>9TS2320</b>	\$538
25"	<b>9TS2325</b>	\$544
30"	<b>9TS2330</b>	\$546
35"	<b>9TS2335</b>	\$572
36"	<b>9TS2336</b>	\$573
42"	<b>9TS2342</b>	\$580
45"	<b>9TS2345</b>	\$582
60"	<b>9TS2360</b>	\$597

# Glass Panel Stackers

SIN 711.1



Standard Includes	Required to Specify
<ul style="list-style-type: none"> <li>• Glass insert: 6500 Clear</li> <li>• Trim: paint price group 1</li> <li>• Two stacking attachment brackets</li> <li>• Two light seal hinges: plastic</li> </ul>	<ol style="list-style-type: none"> <li>1 Style number</li> <li>2 Paint color number for trim</li> <li>3 Plastic color number for hinge</li> <li>4 Options, if selected (See below)</li> </ol> <p>▶ See <i>Surface Materials</i>, page 487.</p>

Options	Price	Required to Specify
<b>Surface Materials</b> <ul style="list-style-type: none"> <li>• <b>Glass</b> Frosted Glass</li> </ul>	+\$114	Specify 6530 Frosted Glass.
<b>Related Products</b> <ul style="list-style-type: none"> <li>• Enhanced tackable acoustical panels</li> </ul>		▶ Page 310

## Specification Information

Width	Style Number	Base Price
-------	--------------	------------

### 10"H Stackers (For Stacking 65"H Base Panel to 75"H Base Panel)

20"	<b>9GS1020</b>	\$539
25"	<b>9GS1025</b>	\$552
30"	<b>9GS1030</b>	\$567
35"	<b>9GS1035</b>	\$574
36"	<b>9GS1036</b>	\$576
42"	<b>9GS1042</b>	\$596
45"	<b>9GS1045</b>	\$600
60"	<b>9GS1060</b>	\$616

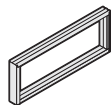
### 11"H Stackers (For Stacking 42"H Base Panel to 53"H Base Panel)

20"	<b>9GS1120</b>	\$544
25"	<b>9GS1125</b>	\$558
30"	<b>9GS1130</b>	\$572
35"	<b>9GS1135</b>	\$579
36"	<b>9GS1136</b>	\$581
42"	<b>9GS1142</b>	\$601
45"	<b>9GS1145</b>	\$605
60"	<b>9GS1160</b>	\$621

▶ **Specification Information, continued on next page**

► Specification Information, continued from previous page

**Specification Information**



Width	Style Number	Base Price
-------	--------------	------------

**12"H Stackers (For Stacking 53"H Base Panel to 65"H Base Panel)**

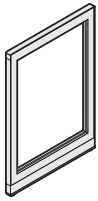
20"	<b>9GS1220</b>	\$548
25"	<b>9GS1225</b>	\$564
30"	<b>9GS1230</b>	\$577
35"	<b>9GS1235</b>	\$584
36"	<b>9GS1236</b>	\$587
42"	<b>9GS1242</b>	\$607
45"	<b>9GS1245</b>	\$612
60"	<b>9GS1260</b>	\$632

**24"H Stackers (For Stacking 42"H Base Panel to 65"H Base Panel)**

20"	<b>9GS2320</b>	\$600
25"	<b>9GS2325</b>	\$615
30"	<b>9GS2330</b>	\$635
35"	<b>9GS2335</b>	\$651
36"	<b>9GS2336</b>	\$654
42"	<b>9GS2342</b>	\$682
45"	<b>9GS2345</b>	\$691
60"	<b>9GS2360</b>	\$718

# Enhanced Straight Transparent Panels

SIN 711.1



*Tip: To price a panel with two surface materials in different price groups, add the two fabric price group option prices together and divide by 2; then add the result to the panel base price.*

*\*Tip: For most fabrics, fabric application is standard in the warp horizontal direction.*

▶ See Specification Guidelines for Vertical Fabric Applications, page 496, for details on these exceptions. Warp vertical is available as an option.

*Tip: Replacement tackable acoustical panel surfaces are now available as standard product. Special tools are not required. Adjacent panels are not disrupted.*

Standard Includes	Required to Specify
<ul style="list-style-type: none"> <li>• Transparent insert: clear tempered glass</li> <li>• Two frame surfaces on panels 53"H–65"H, fabric direction with horizontal application*: fabric price group 1</li> <li>• Two frame surfaces on panels 75"H, fabric direction with vertical application: fabric price group 1</li> <li>• Radius top cap, end trim, and base covers with receptacle knockouts: all paint price groups</li> <li>• Hinge: plastic</li> </ul>	<ol style="list-style-type: none"> <li>1 Style number</li> <li>2 Glass color number for insert: 6500 Clear</li> <li>3 Fabric color number for frame surface 1</li> <li>4 Fabric color number for frame surface 2</li> <li>5 Paint color number for top cap, end trim, and base covers</li> <li>6 Plastic color number for hinge</li> <li>7 Options, if selected (see below)</li> </ol> <p>▶ See <i>Surface Materials</i>, page 487.</p>

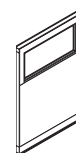
Options	Price	Required to Specify
<b>Surface Materials</b> <ul style="list-style-type: none"> <li>• Panel surface</li> <li>• Fabric price group 1</li> <li>• Fabric price group 2</li> <li>• Fabric price group 3</li> <li>• Fabric price group 4</li> <li>• Fabric price group 5</li> <li>• Fabric price group COM</li> </ul>	<ul style="list-style-type: none"> <li>No cost</li> <li>+\$ 34</li> <li>+\$ 86</li> <li>+\$138</li> <li>+\$214</li> <li>+\$ 32</li> </ul>	<ul style="list-style-type: none"> <li>Specify fabric color number.</li> <li>Specify fabric color number.</li> <li>Specify fabric color number.</li> <li>Specify fabric color number.</li> <li>Specify fabric color number.</li> <li>▶ See <i>Surface Materials Reference Manual</i> to specify.</li> </ul>
<b>Fabric direction for frame surfaces on 65"H and shorter panels</b>		
<ul style="list-style-type: none"> <li>• Vertical application</li> </ul>	No cost	Specify with vertical application.
<b>Insert</b>		
<ul style="list-style-type: none"> <li>• Opaque glass</li> </ul>	+\$230	Specify 6518 Opaque glass color.
<b>Top Cap</b>		
<ul style="list-style-type: none"> <li>• Square metal top cap</li> <li>• Square wood top cap</li> <li>• Radius wood top cap</li> <li>• Customiz stain on wood top cap</li> </ul>	<ul style="list-style-type: none"> <li>No cost</li> <li>+\$104</li> <li>+\$104</li> <li>No cost</li> </ul>	<ul style="list-style-type: none"> <li>Specify with square metal top cap.</li> <li>Specify with square wood top cap and select wood color number.</li> <li>Specify with radius wood top cap and select wood color number.</li> <li>▶ See <i>Surface Materials Reference Manual</i>.</li> </ul>
<b>Electrical</b>		
<ul style="list-style-type: none"> <li>▶ Pages 336–339</li> <li>• <b>Factory-installed powerway</b></li> <li>• 3-circuit powerway with shared neutral</li> <li>• 3-circuit powerway with separate neutrals</li> <li>• 4-circuit (3+D) powerway</li> <li>• 4-circuit (3I+1) powerway</li> <li>• 4-circuit (2+2) powerway</li> </ul>	<ul style="list-style-type: none"> <li>+\$175</li> <li>+\$209</li> <li>+\$206</li> <li>+\$247</li> <li>+\$247</li> </ul>	<ul style="list-style-type: none"> <li>Add suffix <b>P3</b> to panel style number.</li> <li>Add suffix <b>P3</b> to panel style number and specify with separate neutrals.</li> <li>Add suffix <b>P4</b> to panel style number.</li> <li>Add suffix <b>P4</b> to panel style number and specify with 3I+1 wiring schematic.</li> <li>Add suffix <b>P4</b> to panel style number and specify with 2+2 wiring schematic.</li> </ul>
<b>Field-installed powerway</b>		
<ul style="list-style-type: none"> <li>• For use in New York City</li> </ul>		▶ Must specify powerway for field installation only, page 339.
<b>Factory-installed raceway</b>		
<ul style="list-style-type: none"> <li>• For use in Chicago</li> </ul>	+\$150	Add suffix <b>W</b> to panel style number.
<b>Related Products</b> <ul style="list-style-type: none"> <li>• Panel brackets</li> <li>• Panel accessories</li> <li>• Panel wiring and cabling</li> </ul>		<ul style="list-style-type: none"> <li>▶ Page 330</li> <li>▶ Page 333</li> <li>▶ Page 336</li> </ul>

**Specification Information**

**Full Transparent Insert**

**Transparent Insert  
Above 28½"H Sill**

**Transparent Insert  
Above 42"H Sill**



Width	Style Number	Base Price	Style Number	Base Price	Style Number	Base Price
-------	--------------	------------	--------------	------------	--------------	------------

**53"H**

20"	<b>9FG5320</b>	\$1043	<b>9HG5320</b>	\$1390	<b>9TG5320</b>	\$1478
25"	<b>9FG5325</b>	\$1043	<b>9HG5325</b>	\$1390	<b>9TG5325</b>	\$1478
30"	<b>9FG5330</b>	\$1140	<b>9HG5330</b>	\$1485	<b>9TG5330</b>	\$1574
35"	<b>9FG5335</b>	\$1252	<b>9HG5335</b>	\$1600	<b>9TG5335</b>	\$1688
36"	<b>9FG5336</b>	\$1252	<b>9HG5336</b>	\$1600	<b>9TG5336</b>	\$1688
42"	<b>9FG5342</b>	\$1419	<b>9HG5342</b>	\$1764	<b>9TG5342</b>	\$1851
45"	<b>9FG5345</b>	\$1419	<b>9HG5345</b>	\$1764	<b>9TG5345</b>	\$1851

**65"H**

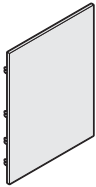
20"	<b>9FG6520</b>	\$1043	<b>9HG6520</b>	\$1390	<b>9TG6520</b>	\$1478
25"	<b>9FG6525</b>	\$1043	<b>9HG6525</b>	\$1390	<b>9TG6525</b>	\$1478
30"	<b>9FG6530</b>	\$1140	<b>9HG6530</b>	\$1485	<b>9TG6530</b>	\$1574
35"	<b>9FG6535</b>	\$1252	<b>9HG6535</b>	\$1600	<b>9TG6535</b>	\$1688
36"	<b>9FG6536</b>	\$1252	<b>9HG6536</b>	\$1600	<b>9TG6536</b>	\$1688
42"	<b>9FG6542</b>	\$1419	<b>9HG6542</b>	\$1764	<b>9TG6542</b>	\$1851
45"	<b>9FG6545</b>	\$1419	<b>9HG6545</b>	\$1764	<b>9TG6545</b>	\$1851

**75"H**

20"	<b>9FG7520</b>	\$1202	<b>9HG7520</b>	\$1598	<b>9TG7520</b>	\$1697
25"	<b>9FG7525</b>	\$1202	<b>9HG7525</b>	\$1598	<b>9TG7525</b>	\$1697
30"	<b>9FG7530</b>	\$1309	<b>9HG7530</b>	\$1709	<b>9TG7530</b>	\$1808
35"	<b>9FG7535</b>	\$1444	<b>9HG7535</b>	\$1841	<b>9TG7535</b>	\$1941
36"	<b>9FG7536</b>	\$1444	<b>9HG7536</b>	\$1841	<b>9TG7536</b>	\$1941
42"	<b>9FG7542</b>	\$1637	<b>9HG7542</b>	\$2031	<b>9TG7542</b>	\$2128
45"	<b>9FG7545</b>	\$1637	<b>9HG7545</b>	\$2031	<b>9TG7545</b>	\$2128

# Tackable Acoustical Fabric-Covered Replacement Skins

SIN 711.1



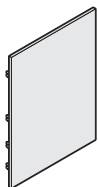
*Tip: Remember to order replacement skins for both sides of the panel.*

*\*Tip: For most fabrics, fabric application is standard in the warp horizontal direction.  
 ▶ See Specification Guidelines for Vertical Fabric Applications, page 496, for details on these exceptions. Warp vertical is available as an option.*

Standard Includes	Required to Specify
<ul style="list-style-type: none"> <li>• 28"H–65"H skins, fabric direction with horizontal application*: fabric price group 1</li> <li>• 75"H skins, fabric direction with vertical application: fabric price group 1</li> </ul>	<ul style="list-style-type: none"> <li>1 Style number</li> <li>2 Fabric color number for skin surface</li> <li>3 Options, if selected (see below)</li> <li>▶ See <i>Surface Materials</i>, page 487.</li> </ul>

Surface Materials	Options	Price	Required to Specify
	<b>Panel surface</b>		
	• Fabric price group 1	No cost	Specify fabric color number.
	• Fabric price group 2	+\$ 17	Specify fabric color number.
	• Fabric price group 3	+\$ 43	Specify fabric color number.
	• Fabric price group 4	+\$ 69	Specify fabric color number.
	• Fabric price group 5	+\$107	Specify fabric color number.
	• Fabric price group COM	+\$ 16	Specify fabric color number.
			▶ See <i>Surface Materials Reference Manual</i> to specify.

Fabric direction on 65"H and shorter skins			Required to Specify
• Vertical application	No cost		Specify with vertical application.



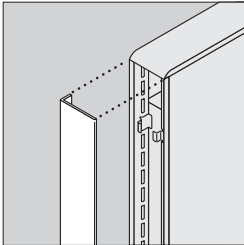
**Specification Information**

Width	Style Number	Base Price	Style Number	Base Price	Style Number	Base Price
<b>28"H Panels</b>			<b>34"H Panels</b>		<b>42"H Panels</b>	
20"	9RT2820	\$123	9RT3420	\$129	9RT4220	\$142
25"	9RT2825	\$131	9RT3425	\$142	9RT4225	\$151
30"	9RT2830	\$144	9RT3430	\$151	9RT4230	\$161
35"	9RT2835	\$154	9RT3435	\$161	9RT4235	\$171
36"	9RT2836	\$155			9RT4236	\$175
42"	9RT2842	\$170	9RT3442	\$177	9RT4242	\$187
45"	9RT2845	\$175	9RT3445	\$182	9RT4245	\$193
60"					9RT4260	\$224
<b>53"H Panels</b>			<b>61"H Panels</b>		<b>65"H Panels</b>	
20"	9RT5320	\$151	9RT6120	\$161	9RT6520	\$171
25"	9RT5325	\$161	9RT6125	\$171	9RT6525	\$182
30"	9RT5330	\$171	9RT6130	\$182	9RT6530	\$193
35"	9RT5335	\$182	9RT6135	\$193	9RT6535	\$202
36"	9RT5336	\$185	9RT6136	\$194	9RT6536	\$204
42"	9RT5342	\$198	9RT6142	\$205	9RT6542	\$217
45"	9RT5345	\$202	9RT6145	\$214	9RT6545	\$224
60"	9RT5360	\$234	9RT6160	\$245	9RT6560	\$254
<b>75"H Panels</b>						
20"	9RT7520	\$193				
25"	9RT7525	\$202				
30"	9RT7530	\$214				
35"	9RT7535	\$224				
36"	9RT7536	\$226				
42"	9RT7542	\$239				
45"	9RT7545	\$245				

# Enhanced Panel Trim

SIN 711.1

## Painted End-of-Run Trim



*Tip: End-of-run trim is used as a replacement for standard trim to eliminate cable pass-through access.*

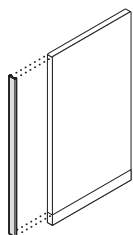
Standard Includes	Required to Specify
<ul style="list-style-type: none"> <li>End-of-run trim: all paint price groups</li> </ul>	<ul style="list-style-type: none"> <li>1 Style number</li> <li>2 Paint color number for end-of-run trim</li> <li>▶ See <i>Surface Materials</i>, page 487.</li> </ul>

### Specification Information

• Panel Height	• Style Number	• Price
34½"	<b>9MER34</b>	\$44
42"	<b>9MER42</b>	\$44
53"	<b>9MER53</b>	\$44
61"	<b>9MER61</b>	\$44
65"	<b>9MER65</b>	\$44
75"	<b>9MER75</b>	\$45
:	:	:



## Wood End-of-Run Trim



Standard Includes	Required to Specify
-------------------	---------------------

- |   |  |
|---|--|
| <ul style="list-style-type: none"> <li>End-of-run trim: wood</li> </ul> | <ul style="list-style-type: none"> <li>1 Style number</li> <li>2 Wood color number for end-of-trim</li> <li>3 Options, if selected (see below)</li> <li>▶ See <i>Surface Materials</i>, page 487.</li> </ul> |
|---|--|

Options	Price	Required to Specify
---------	-------	---------------------

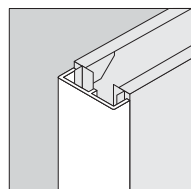
- |   |         |   |
|---|---------|---|
| <b>Surface Materials</b> <ul style="list-style-type: none"> <li>Customiz stain on wood</li> </ul> | No cost | ▶ See <i>Surface Materials Reference Manual</i> . |
|---|---------|---|

### Specification Information

Panel Height	Style Number	Price
--------------	--------------	-------

#### For Applications with Panel-Supported Components Attached to One Side of Panel

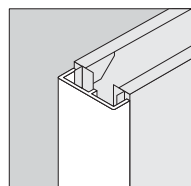
34 1/2"	<b>9WER34</b>	\$133
42"	<b>9WER42</b>	\$166
53"	<b>9WER53</b>	\$166
61"	<b>9WER61</b>	\$184
65"	<b>9WER65</b>	\$184
75"	<b>9WER75</b>	\$201
:	:	:



Blocks slotted channel on **one side** of panel.

#### For Straight Transparent Panels, Open Frame Panels, and Panels with Tackable Fabric on Both Sides

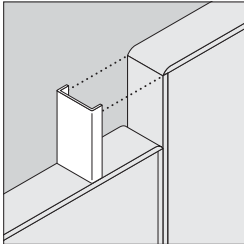
34 1/2"	<b>9WERFF34</b>	\$147
42"	<b>9WERFF42</b>	\$164
53"	<b>9WERFF53</b>	\$164
61"	<b>9WERFF61</b>	\$187
65"	<b>9WERFF65</b>	\$187
75"	<b>9WERFF75</b>	\$200
:	:	:



Blocks slotted channel on **both sides** of panel.

SIN 711.1

**Wood In-Line Change-of-Height Trim**



Blocks slotted channel on **both sides** of panel.

Standard Includes	Required to Specify
-------------------	---------------------

<ul style="list-style-type: none"> <li>In-line change-of-height trim: wood</li> </ul>	<ul style="list-style-type: none"> <li>1 Style number</li> <li>2 Wood color number for change-of-height trim</li> <li>3 Options, if selected (see below)</li> <li>▶ See <i>Surface Materials</i>, page 487.</li> </ul>
---	--

Options	Price	Required to Specify
---------	-------	---------------------

<b>Surface Materials</b> <ul style="list-style-type: none"> <li>Customiz stain on wood</li> </ul>	No cost	▶ See <i>Surface Materials Reference Manual</i> .
---	---------	---

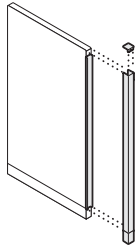
Specification Information			
• Highest Panel Height	• Lowest Panel Height	• Style Number	• Price

42"	34½"	<b>9WCH4234</b>	\$ 92
53"	34½"	<b>9WCH5334</b>	\$110
53"	42"	<b>9WCH5342</b>	\$110
61"	34½"	<b>9WCH6134</b>	\$124
61"	42"	<b>9WCH6142</b>	\$124
61"	53"	<b>9WCH6153</b>	\$124
65"	34½"	<b>9WCH6534</b>	\$128
65"	42"	<b>9WCH6542</b>	\$128
65"	53"	<b>9WCH6553</b>	\$128
65"	61"	<b>9WCH6561</b>	\$128
75"	34½"	<b>9WCH7534</b>	\$132
75"	42"	<b>9WCH7542</b>	\$132
75"	53"	<b>9WCH7553</b>	\$132
75"	61"	<b>9WCH7561</b>	\$132
75"	65"	<b>9WCH7565</b>	\$132
:	:	:	:

# Enhanced Panel Filler Packages

SIN 711.1

## Enhanced Panel End-of-Run Filler Packages



Tip: Filler package height must match height of tallest panel.

\*Tip: For most fabrics, fabric application is standard in the warp horizontal direction.  
 ▶ See Specification Guidelines for Vertical Fabric Applications, page 496, for details on these exceptions. Warp vertical is available as an option.

Standard Includes	Required to Specify
<ul style="list-style-type: none"> <li>• 34½"H–65"H filler cover, fabric direction with horizontal application*, if applicable: all fabric price groups or wood</li> <li>• 75"H filler cover, fabric direction with vertical application, if applicable: all fabric price groups or wood</li> <li>• Radius top cap: —paint with fabric-covered filler cover</li> <li>• Base cover: all paint price groups</li> <li>• Carrier: black paint only</li> </ul>	<ol style="list-style-type: none"> <li>1 Style number</li> <li>2 Color number for filler cover</li> <li>3 Color number for top cap on fabric-covered version</li> <li>4 Paint color number for base cover</li> <li>5 Options, if selected (see below) ▶ See <i>Surface Materials</i>, page 487.</li> </ol>

Options	Price	Required to Specify
<b>Surface Materials</b> • Fabric direction on 65"H and shorter fabric-covered fillers • Vertical application	No cost	Specify with vertical application.
<b>Top Cap</b> • Square metal top cap • Square wood top cap on fabric-covered version • Radius wood top cap on fabric-covered version • Customiz stain on wood top cap	No cost +\$92 +\$92 No cost	Specify with square top cap. Specify with square wood top cap and select wood color number. Specify with radius wood top cap and select wood color number. ▶ See <i>Surface Materials Reference Manual</i> .

### Specification Information

• Panel Height	• Style Number	• Base Price

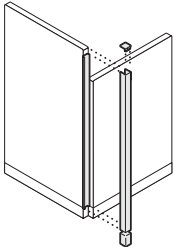
### Fabric-Covered Filler Cover

34½"	<b>9ERF34</b>	\$115
42"	<b>9ERF42</b>	\$147
53"	<b>9ERF53</b>	\$151
61"	<b>9ERF61</b>	\$158
65"	<b>9ERF65</b>	\$163
75"	<b>9ERF75</b>	\$173

Enhanced Panel Filler Packages, continued

SIN 711.1

Enhanced Panel L-Configuration Filler Packages



Tip: Filler package height must match height of tallest panel.

\*Tip: For most fabrics, fabric application is standard in the warp horizontal direction. See Specification Guidelines for Vertical Fabric Applications, page 496, for details on these exceptions. Warp vertical is available as an option.

Standard Includes	Required to Specify
<ul style="list-style-type: none"> <li>• 34½"H–65"H filler cover, fabric direction with horizontal application*, if applicable: all fabric price groups or wood</li> <li>• 75"H filler cover, fabric direction with vertical application, if applicable: all fabric price groups or wood</li> <li>• Radius top cap:                             <ul style="list-style-type: none"> <li>— paint with fabric-covered filler</li> <li>— wood with wood filler</li> </ul> </li> <li>• Base cover: all paint price groups</li> <li>• Carrier: black paint only</li> </ul>	<ol style="list-style-type: none"> <li>1 Style number</li> <li>2 Color number for filler</li> <li>3 Color number for top cap on fabric-covered version</li> <li>4 Paint color number for base cover</li> <li>5 Options, if selected (see below)                             <ul style="list-style-type: none"> <li>▶ See <i>Surface Materials</i>, page 487.</li> </ul> </li> </ol>

Options	Price	Required to Specify
<b>Surface Materials</b> • Fabric direction on 65"H and shorter fabric-covered fillers • Vertical application	No cost	Specify with vertical application.
<b>Filler cover</b> • Customiz stain on wood filler	No cost	▶ See <i>Surface Materials Reference Manual</i> .
<b>Top Cap</b> • Square metal top cap • Square wood top cap on fabric-covered version • Radius wood top cap on fabric-covered version • Customiz stain on wood top cap	No cost +\$92 +\$92 No cost	Specify with square top cap. Specify with square wood top cap and select wood color number. Specify with radius wood top cap and select wood color number. ▶ See <i>Surface Materials Reference Manual</i> .

Specification Information

Panel Height	Style Number	Base Price

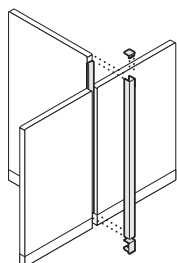
**With Fabric-Covered Filler**

34½"	<b>9L34</b>	\$119
42"	<b>9L42</b>	\$151
53"	<b>9L53</b>	\$155
61"	<b>9L61</b>	\$162
65"	<b>9L65</b>	\$168
75"	<b>9L75</b>	\$178

**With Wood Filler and Top Cap**

34½"	<b>9LW34</b>	\$266
42"	<b>9LW42</b>	\$298
53"	<b>9LW53</b>	\$302
61"	<b>9LW61</b>	\$309
65"	<b>9LW65</b>	\$315
75"	<b>9LW75</b>	\$325

## Enhanced Panel T-Configuration Filler Packages



Tip: Back filler must be ordered separately to fill the gap in some change-of-height applications.  
▶ Page 327

Tip: Filler package height must match height of tallest panel.

\*Tip: For most fabrics, fabric application is standard in the warp horizontal direction.  
▶ See Specification Guidelines for Vertical Fabric Applications, page 496, for details on these exceptions. Warp vertical is available as an option.

Standard Includes	Required to Specify
<ul style="list-style-type: none"> <li>• 34½"H–65"H filler cover, fabric direction with horizontal application*, if applicable: all fabric price groups or wood</li> <li>• 75"H filler cover, fabric direction with vertical application, if applicable: all fabric price groups or wood</li> <li>• Radius top cap:                             <ul style="list-style-type: none"> <li>— paint with fabric-covered filler</li> <li>— wood with wood filler</li> </ul> </li> <li>• Base cover: all paint price groups</li> <li>• Carrier: black paint only</li> </ul>	<ol style="list-style-type: none"> <li>1 Style number</li> <li>2 Color number for filler</li> <li>3 Color number for top cap on fabric-covered version</li> <li>4 Paint color number for base cover</li> <li>5 Options, if selected (see below)</li> </ol> <p>▶ See <i>Surface Materials</i>, page 487.</p>

Options	Price	Required to Specify
<b>Surface Materials</b> <ul style="list-style-type: none"> <li>• Fabric direction on 65"H and shorter fabric-covered fillers                             <ul style="list-style-type: none"> <li>• Vertical application</li> </ul> </li> </ul>	No cost	Specify with vertical application.
<b>Filler cover</b> <ul style="list-style-type: none"> <li>• Customiz stain on wood filler</li> </ul>	No cost	▶ See <i>Surface Materials Reference Manual</i> .
<b>Top Cap</b> <ul style="list-style-type: none"> <li>• Square metal top cap</li> <li>• Square wood top cap on fabric-covered version</li> <li>• Radius wood top cap on fabric-covered version</li> <li>• Customiz stain on wood top cap</li> </ul>	No cost +\$92 +\$92 No cost	Specify with square top cap. Specify with square wood top cap and select wood color number. Specify with radius wood top cap and select wood color number. ▶ See <i>Surface Materials Reference Manual</i> .

### Specification Information

Panel Height	Style Number	Base Price
--------------	--------------	------------

#### With Fabric-Covered Filler

34½"	<b>9T34</b>	\$119
42"	<b>9T42</b>	\$151
53"	<b>9T53</b>	\$155
61"	<b>9T61</b>	\$162
65"	<b>9T65</b>	\$168
75"	<b>9T75</b>	\$178
.	.	.

#### With Wood Filler and Top Cap

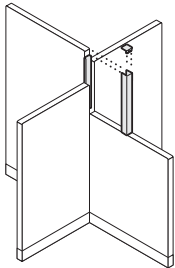
34½"	<b>9TW34</b>	\$266
42"	<b>9TW42</b>	\$298
.	.	.

Series 9000

Enhanced Panel Filler Packages, continued

SIN 711.1

Enhanced Panel X-Configuration Filler Packages



Tip: Back filler must be ordered separately to fill the gap in some change-of-height applications.  
 ▶ Page 327

\*Tip: For most fabrics, fabric application is standard in the warp horizontal direction.  
 ▶ See Specification Guidelines for Vertical Fabric Applications, page 496, for details on these exceptions. Warp vertical is available as an option.

Tip: If highest panel is 75"H, then fabric will be applied in the warp vertical application.

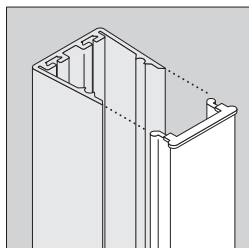
Standard Includes	Required to Specify
<ul style="list-style-type: none"> <li>• Filler, fabric direction with horizontal application*: all fabric price groups</li> <li>• Radius top cap: paint</li> <li>• Carrier: black paint only</li> </ul>	<ol style="list-style-type: none"> <li>1 Style number</li> <li>2 Fabric color number for filler</li> <li>3 Paint color number for top cap</li> <li>4 Options, if selected (see below)</li> </ol> <p>▶ See <i>Surface Materials</i>, page 487.</p>

Options	Price	Required to Specify
<b>Surface Materials</b> <ul style="list-style-type: none"> <li>• Fabric direction</li> <li>• Warp vertical on directional fabrics</li> </ul>	No cost	▶ Specify with warp vertical, page 496.
<b>Top Cap</b> <ul style="list-style-type: none"> <li>• Square metal top cap</li> <li>• Square wood top cap</li> <li>• Radius wood top cap</li> <li>• Customiz stain on wood top cap</li> </ul>	No cost +\$92 +\$92 No cost	Specify with square top cap. Specify with square wood top cap and select wood color number. Specify with radius wood top cap and select wood color number. ▶ See <i>Surface Materials Reference Manual</i> .

Specification Information

Higher Panel Height	Lower Panel Height	Style Number	Base Price
42"	34½"	<b>9XF4234</b>	\$ 85
53"	34½"	<b>9XF5334</b>	\$ 95
53"	42"	<b>9XF5342</b>	\$ 90
61"	34½"	<b>9XF6134</b>	\$101
61"	42"	<b>9XF6142</b>	\$ 95
61"	53"	<b>9XF6153</b>	\$ 85
65"	34½"	<b>9XF6534</b>	\$119
65"	42"	<b>9XF6542</b>	\$ 97
65"	53"	<b>9XF6553</b>	\$ 90
65"	61"	<b>9XF6561</b>	\$ 78
75"	34½"	<b>9XF7534</b>	\$151
75"	42"	<b>9XF7542</b>	\$119
75"	53"	<b>9XF7553</b>	\$ 97
75"	61"	<b>9XF7561</b>	\$ 93
75"	65"	<b>9XF7565</b>	\$ 90

## Enhanced Panel Back Fillers



Tip: Use in conjunction with appropriate T-configuration filler package.  
 ▶ Pages 325–326

\*Tip: For most fabrics, fabric application is standard in the warp horizontal direction.  
 ▶ See Specification Guidelines for Vertical Fabric Applications, page 496, for details on these exceptions. Warp vertical is available as an option.

Tip: If highest panel is 75"H, then fabric will be applied in the warp vertical application.

Standard Includes	Required to Specify
-------------------	---------------------

- |  |  |
|--|--|
| <ul style="list-style-type: none"> <li>• Filler, fabric direction with horizontal application*: all fabric price groups</li> </ul> | <ul style="list-style-type: none"> <li>1 Style number</li> <li>2 Fabric color number for back filler</li> <li>3 Options, if selected (see below)</li> <li>▶ See <i>Surface Materials</i>, page 487.</li> </ul> |
|--|--|

Options	Price	Required to Specify
---------	-------	---------------------

- |   |         |                                    |
|---|---------|------------------------------------|
| <b>Surface Materials</b> <ul style="list-style-type: none"> <li>• Fabric direction on filler</li> <li>• Vertical application</li> </ul> | No cost | Specify with vertical application. |
|---|---------|------------------------------------|

Specification Information			
Higher Panel Height	Lower Panel Height	Style Number	Price

42"	34½"	<b>9BF4234</b>	\$22
53"	34½"	<b>9BF5334</b>	\$27
53"	42"	<b>9BF5342</b>	\$25
61"	34½"	<b>9BF6134</b>	\$31
61"	42"	<b>9BF6142</b>	\$27
61"	53"	<b>9BF6153</b>	\$22
65"	34½"	<b>9BF6534</b>	\$33
65"	42"	<b>9BF6542</b>	\$30
65"	53"	<b>9BF6553</b>	\$25
65"	61"	<b>9BF6561</b>	\$19
75"	34½"	<b>9BF7534</b>	\$35
75"	42"	<b>9BF7542</b>	\$33
75"	53"	<b>9BF7553</b>	\$30
75"	61"	<b>9BF7561</b>	\$25
75"	65"	<b>9BF7565</b>	\$25
:	:	:	:

Series 9000

Enhanced Panel Filler Packages, continued

SIN 711.1

**Enhanced Panel Top Cap for Use at All Panel Junctions**



*Tip: All panels must be the same height regardless of configuration.*

Standard Includes	Required to Specify
<ul style="list-style-type: none"> <li>• Carton of six radius top caps: all paint price groups</li> </ul>	<ol style="list-style-type: none"> <li>1 Style number</li> <li>2 Paint color number for top cap</li> <li>3 Options, if selected (see below)</li> </ol> <p>▶ See <i>Surface Materials</i>, page 487.</p>

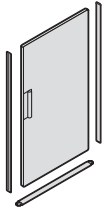
Options	Price	Required to Specify
<b>Top Cap</b>		
<ul style="list-style-type: none"> <li>• Square metal top cap</li> </ul>	No cost	Specify <i>with square metal top cap</i> .
<ul style="list-style-type: none"> <li>• Radius wood top cap</li> </ul>	+\$31	Specify <i>with radius wood top cap</i> .
<ul style="list-style-type: none"> <li>• Square wood top cap</li> </ul>	+\$31	Specify <i>with square wood top cap</i> and select wood color number.
<ul style="list-style-type: none"> <li>• Customiz stain on wood top cap</li> </ul>	No cost	Specify <i>with Customiz stain</i> .
		▶ See <i>Surface Materials Reference Manual</i> .

Specification Information	
Style Number	Base Price
<b>9XCAP</b>	\$62



# Enhanced Panel Doors

**SIN 711.1**



*Tip: To price a panel with two surface materials in different price groups, add the two fabric price group option prices together and divide by 2; then add the result to the panel base price.*

*Tip: When ordering a panel door, specify inside first, then outside. If not identified, first surface specified will be inside.*

*\*Tip: For most fabrics, fabric application is standard in the warp horizontal direction. See Specification Guidelines for Vertical Fabric Applications, page 496, for details on these exceptions. Warp vertical is available as an option.*

Standard Includes	Required to Specify
<ul style="list-style-type: none"> <li>65"H panel door, fabric direction with horizontal application*: fabric price group 1</li> <li>75"H panel door, fabric direction with vertical application: fabric price group 1</li> <li>Door trim and end covers: all paint price groups</li> <li>Threshold: stainless steel only</li> <li>Corner post, included in corner application version: paint</li> </ul>	<ol style="list-style-type: none"> <li>Style number</li> <li>Fabric color number for surface 1 (inside)</li> <li>Fabric color number for surface 2 (outside)</li> <li>Paint color number for door trim, end covers, and corner post, if selected</li> <li>Options, if selected (see below)</li> </ol> <p>▶ See <i>Surface Materials</i>, page 487.</p>

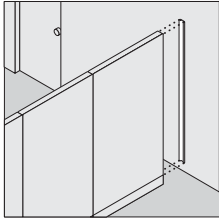
Options	Price	Required to Specify
<b>Surface Materials</b> <ul style="list-style-type: none"> <li>Panel surface</li> <li>Fabric price group 1</li> <li>Fabric price group 2</li> <li>Fabric price group 3</li> <li>Fabric price group 4</li> <li>Fabric price group 5</li> <li>Fabric price group COM</li> </ul>	<ul style="list-style-type: none"> <li>No cost</li> <li>+\$ 34</li> <li>+\$ 86</li> <li>+\$138</li> <li>+\$214</li> <li>+\$ 32</li> </ul>	<ul style="list-style-type: none"> <li>Specify fabric color number.</li> <li>Specify fabric color number.</li> <li>Specify fabric color number.</li> <li>Specify fabric color number.</li> <li>Specify fabric color number.</li> </ul> <p>▶ See <i>Surface Materials Reference Manual</i> to specify.</p>
<b>Fabric direction on 65"H door</b> <ul style="list-style-type: none"> <li>Vertical application</li> </ul>		<ul style="list-style-type: none"> <li>No cost</li> <li>Specify with vertical application.</li> </ul>

Specification Information				
Width	Style Number	Base Price	Style Number	Base Price
<b>65"H</b>		<b>75"H</b>		
<b>Straight Application</b>				
35"	<b>9FF65DRA</b>	\$1431	<b>9FF75DRA</b>	\$1575
<b>Corner Application</b>				
35"	<b>9FF65DRB</b>	\$1519	<b>9FF75DRB</b>	\$1685

# Panel Brackets

SIN 711.1

## Wall-Attachment Brackets for Enhanced Panels



Standard Includes	Required to Specify
<ul style="list-style-type: none"> <li>Bracket: all paint price groups</li> </ul>	<ul style="list-style-type: none"> <li>1 Style number</li> <li>2 Paint color number for bracket</li> <li>▶ See <i>Surface Materials</i>, page 487.</li> </ul>

Specification Information		
• Height	• Style Number	• Price

### Enhanced Wall-Attachment Brackets

34½"	<b>9AB34</b>	\$ 69
42"	<b>9AB42</b>	\$ 86
53"	<b>9AB53</b>	\$ 86
61"	<b>9AB61</b>	\$ 97
65"	<b>9AB65</b>	\$ 97
75"	<b>9AB75</b>	\$114

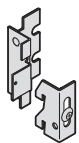
## Panel-Stabilizer Bracket



Standard Includes	Required to Specify
<ul style="list-style-type: none"> <li>Pair of brackets: black paint only</li> </ul>	<ul style="list-style-type: none"> <li>Style number</li> </ul>

Specification Information	
• Style Number	• Price
<b>98753</b>	\$21

## Parallel Clamp



Standard Includes		Required to Specify
<ul style="list-style-type: none"> <li>• Carton of five clamps: black paint only</li> </ul>		Style number
Specification Information		
Style Number	Price	
98757	\$77	

## Alignment Plate



Standard Includes		Required to Specify
<ul style="list-style-type: none"> <li>• Carton of six alignment plates: black paint only</li> </ul>		Style number
Specification Information		
Style Number	Price	
98756	\$71	

# OSHPD Panel Brackets

SIN 711.1

## In-Line Hinge (OSHPD)



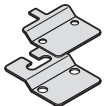
Standard Includes		Required to Specify
<ul style="list-style-type: none"> <li>• Carton of six hinges: black paint only</li> </ul>		Style number
Specification Information		
• Style Number	• Price	
98756A	\$57	

## 90° Hinge (OSHPD)



Standard Includes		Required to Specify
<ul style="list-style-type: none"> <li>• Carton of six hinges: black paint only</li> </ul>		Style number
Specification Information		
• Style Number	• Price	
98756B	\$57	

## Anchor Bracket (OSHPD)



*Tip: Four anchor bracket packages are required for each cabinet.*

Standard Includes		Required to Specify
<ul style="list-style-type: none"> <li>• Anchor bracket: black paint only</li> </ul>		Style number
Specification Information		
• Style Number	• Price	
98769	\$29	

# Panel Accessories

SIN 711.1

## Gripper Glide Cap



Standard Includes	Required to Specify
<ul style="list-style-type: none"> <li>• Carton of twelve gripper glide caps: soft black plastic only</li> </ul>	Style number

### Specification Information

• Style Number	• Price
<b>CGGC12</b>	\$47
•	•

## Panel Coat Hook



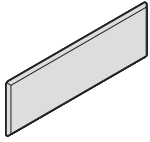
Standard Includes	Required to Specify
<ul style="list-style-type: none"> <li>• Carton of six coat hooks: clear plastic only</li> </ul>	Style number

### Specification Information

• Style Number	• Price
<b>98814B</b>	\$49
•	•

SIN 711.1

**Tackboards**



Standard Includes	Required to Specify
<ul style="list-style-type: none"> <li>Tackboard, fabric direction with horizontal application*: fabric price group 1</li> <li>Hardware: black paint only</li> </ul>	<ol style="list-style-type: none"> <li>Style number</li> <li>Fabric color number for tackboard</li> <li>Options, if selected (see below)</li> </ol> <p>▶ See <i>Surface Materials</i>, page 487.</p>

Options	Price	Required to Specify
<b>Tackboard Surface</b> <ul style="list-style-type: none"> <li>Fabric price group 1</li> <li>Fabric price group 2</li> <li>Fabric price group 3</li> <li>Fabric price group 4</li> <li>Fabric price group 5</li> <li>Fabric price group COM</li> </ul>	No cost +\$ 12 +\$ 49 +\$ 67 +\$107 +\$ 16	Specify fabric color number. Specify fabric color number. Specify fabric color number. Specify fabric color number. Specify fabric color number. Specify fabric color number. ▶ See <i>Surface Materials Reference Manual</i> to specify.

**Fabric direction on 30"W-60"W tackboards**

Vertical application	No cost	Specify with vertical application.
----------------------	---------	------------------------------------

**Related Products**

- Wall channels ▶ Page 440

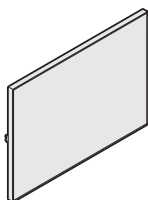
\*Tip: For most fabrics, fabric application is standard in the warp horizontal direction.

▶ See Specification Guidelines for Vertical Fabric Applications, page 496, for details on these exceptions. Warp vertical is available as an option.

**Specification Information**

Depth	Style Number	Base Price	Style Number	Base Price
<b>15"H Tackboards</b>		<b>18"H Tackboards</b>		
30"	<b>981530T</b>	\$146	<b>981830T</b>	\$155
35"	<b>981535T</b>	\$159	<b>981835T</b>	\$162
36"	<b>981536T</b>	\$159	<b>981836T</b>	\$162
42"	<b>981542T</b>	\$184	<b>981842T</b>	\$189
45"	<b>981545T</b>	\$184	<b>981845T</b>	\$189
60"	<b>981560T</b>	\$226	<b>981860T</b>	\$267
70"	<b>981570T</b>	\$267	<b>981870T</b>	\$324
75"	<b>981575T</b>	\$267	<b>981875T</b>	\$324

## Markerboards



Standard Includes	Required to Specify
<ul style="list-style-type: none"> <li>• Markerboard: white laminate</li> <li>• Frame: black only</li> </ul>	1 Style number 2 Options, if selected (see below)

Options	Price	Required to Specify
<b>Markerboard Tray</b> <ul style="list-style-type: none"> <li>• Black only</li> </ul>	+\$55	Specify <i>with markerboard tray.</i>

Specification Information				
• Dimensions			• Style	• Base
D	W	H	Number	Price
3/4"	30"	33"	<b>98595P</b>	\$431
3/4"	35"	33"	<b>98596P</b>	\$446
3/4"	36"	33"	<b>98597P</b>	\$450
3/4"	42"	33"	<b>98598P</b>	\$483
3/4"	45"	33"	<b>98599P</b>	\$497
3/4"	60"	33"	<b>98594P</b>	\$558
:	:	:	:	:

# Panel Wiring and Cabling

SIN 711.1

## Base Power-Ins

*Tip: Three-circuit with separate neutrals and all four-circuit base power-ins can only fit in larger-size receptacle openings.*

Standard Includes	Required to Specify
-------------------	---------------------

- Right-angle base power-in assembly
- 6'-long, 1/2"-diameter conduit: black only
- 3-circuit with shared neutral or 4-circuit 3+D

- 1 Style number
  - 2 Paint color number is required for base power-in for use in New York City
  - 3 Options, if selected (see below)
- ▶ See *Surface Materials*, page 487.

Options	Price	Required to Specify
---------	-------	---------------------

<b>Wiring Schematics</b>	<b>Three circuit</b> • Separate neutrals (large-size opening only)	+\$34	Specify with <i>separate neutrals</i> .
	<b>Four circuit</b> • 2+2 wiring schematic • 3I+1 wiring schematic	+\$41 +\$41	Specify with <i>2+2 wiring</i> . Specify with <i>3I+1 wiring</i> .

Specification Information		
---------------------------	--	--

• Fits	• Style Number	• Base Price
•	•	•

### 3-Circuit

Standard- or larger-size opening	<b>98669</b>	\$241
----------------------------------	--------------	-------

#### For Use in New York City

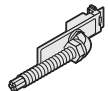
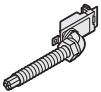
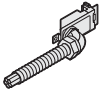
Standard- or larger-size opening	<b>986691</b>	\$241
----------------------------------	---------------	-------

### 4-Circuit (3+D)

Larger-size opening only	<b>986694</b>	\$262
--------------------------	---------------	-------

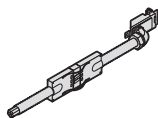
#### For Use in New York City

Larger-size opening only	<b>987801</b>	\$262
--------------------------	---------------	-------





## Breakaway Base Power-Ins (OSHPD)



Tip: Three-circuit with separate neutrals and all four-circuit base power-ins can only fit in larger-size receptacle openings.

Standard Includes	Required to Specify
<ul style="list-style-type: none"> <li>Breakaway base power-in assembly</li> <li>6'-long, 1/2"-diameter conduit: black only</li> <li>3-circuit wiring schematic with shared neutral or 4-circuit 3+D</li> </ul>	1 Style number 2 Options, if selected (see below)

Options	Price	Required to Specify
<b>Wiring Schematics</b> <b>Three circuit</b> <ul style="list-style-type: none"> <li>Separate neutrals (large-size opening only)</li> </ul>	+\$34	Specify <i>with separate neutrals</i> .
<b>Four circuit</b> <ul style="list-style-type: none"> <li>2+2 wiring schematic</li> <li>3I+1 wiring schematic</li> </ul>	+\$41 +\$41	Specify <i>with 2+2 wiring</i> . Specify <i>with 3I+1 wiring</i> .

### Specification Information

• Fits	• Style Number	• Base Price
•	•	•

#### 3-Circuit

Standard- or larger-size opening	<b>98669C</b>	\$292
•	•	•

#### 4-Circuit (3+D)

Larger-size opening only	<b>986694C</b>	\$317
•	•	•

Panel Wiring and Cabling, continued

SIN 711.1

**Power Poles and Cable Poles for Enhanced Panels**



Tip: Must be used in conjunction with fillers.  
▶ Pages 323–327

Tip: Ceiling heights up to 10' can be accommodated.

Standard Includes	Required to Specify
<ul style="list-style-type: none"> <li>• Pole: all paint price groups</li> <li>• Ceiling trim plate: white paint only</li> <li>• Internal electrical harness, in power pole only, 3-circuit with shared neutral or 4-circuit 3+D</li> <li>• Junction box</li> <li>• Mounting brackets</li> </ul>	<ul style="list-style-type: none"> <li>1 Style number</li> <li>2 Paint color number for pole</li> <li>3 Options, if selected (see below)</li> <li>▶ See <i>Surface Materials</i>, page 487.</li> </ul>

Options	Price	Required to Specify
<b>Wiring Schematics</b> <b>Three circuit</b> <ul style="list-style-type: none"> <li>• Separate neutrals</li> </ul>	+\$34	Specify with separate neutrals.
<b>Four circuit</b> <ul style="list-style-type: none"> <li>• 2+2 wiring schematic</li> <li>• 3I+1 wiring schematic</li> </ul>	+\$41 +\$41	Specify with 2+2 wiring. Specify with 3I+1 wiring.

**Specification Information**

Panel Height	Style Number	Base Price
--------------	--------------	------------

**3-Circuit Power Pole**

34½"	<b>9MPC34P3</b>	\$627
42"	<b>9MPC42P3</b>	\$636
53"	<b>9MPC53P3</b>	\$636
61"	<b>9MPC61P3</b>	\$627
65"	<b>9MPC65P3</b>	\$627
75"	<b>9MPC75P3</b>	\$636

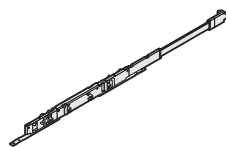
**4-Circuit (3+D) Power Pole**

34½"	<b>9MPC34P4</b>	\$673
42"	<b>9MPC42P4</b>	\$682
53"	<b>9MPC53P4</b>	\$682
61"	<b>9MPC61P4</b>	\$673
65"	<b>9MPC65P4</b>	\$673
75"	<b>9MPC75P4</b>	\$682

**Cable Pole**

34½"	<b>9MPC34</b>	\$383
42"	<b>9MPC42</b>	\$392
53"	<b>9MPC53</b>	\$392
61"	<b>9MPC61</b>	\$383
65"	<b>9MPC65</b>	\$383
75"	<b>9MPC75</b>	\$392

## Powerways (field installed)



Standard Includes	Required to Specify
<ul style="list-style-type: none"> <li>Powerway with 3-circuit with shared neutral or 4-circuit 3+D</li> </ul>	1 Style number 2 Options, if selected (see below)

Options	Price	Required to Specify
<b>Wiring Schematics for Straight Panels</b> <b>Three circuit</b> <ul style="list-style-type: none"> <li>Separate neutrals</li> </ul>	+\$34	Specify <i>with separate neutrals</i> .
<b>Four circuit</b> <ul style="list-style-type: none"> <li>2+2 wiring schematic</li> <li>3I+1 wiring schematic</li> </ul>	+\$41 +\$41	Specify <i>with 2+2 wiring</i> . Specify <i>with 3I+1 wiring</i> .

### Specification Information

Panel Width	Style Number	Base Price	Style Number	Base Price
-------------	--------------	------------	--------------	------------

3-Circuit Powerways			4-Circuit (3+D) Powerways	
20"	<b>98691P</b>	\$178	<b>986914P</b>	\$207
25"	<b>98692P</b>	\$178	<b>986924P</b>	\$207
30"	<b>98693P</b>	\$178	<b>986934P</b>	\$207
35"	<b>98694P</b>	\$178	<b>986944P</b>	\$207
36"	<b>98698P</b>	\$178	<b>986984P</b>	\$207
42"	<b>98699P</b>	\$178	<b>986994P</b>	\$207
45"	<b>98695P</b>	\$178	<b>986954P</b>	\$207
60"	<b>98696P</b>	\$178	<b>986964P</b>	\$207

Panel Wiring and Cabling, continued

SIN 711.1

**Panel-to-Panel Connector**



Standard Includes	Required to Specify
<ul style="list-style-type: none"> <li>• Package of six panel-to-panel connectors</li> </ul>	1 Style number 2 Options, if selected (see below)

Options	Price	Required to Specify
<b>Wiring Schematics for Straight Panels</b> <b>Three circuit</b> <ul style="list-style-type: none"> <li>• Separate neutrals</li> </ul>	+\$130	Specify <i>with separate neutrals</i> .
<b>Four circuit</b> <ul style="list-style-type: none"> <li>• 2+2 wiring schematic</li> <li>• 3I+1 wiring schematic</li> </ul>	+\$ 96 +\$ 96	Specify <i>with 2+2 wiring</i> . Specify <i>with 3I+1 wiring</i> .

Specification Information			
Style Number	Base Price	Style Number	Base Price
<b>3-Circuit</b>		<b>4-Circuit</b>	
<b>98PTP3</b>	\$390	<b>98PTP4</b>	\$519
⋮	⋮	⋮	⋮

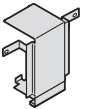
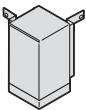
**Base Covers for Enhanced Panels**

Standard Includes	Required to Specify
<ul style="list-style-type: none"> <li>• Carton of six base covers: all paint price groups</li> </ul>	1 Style number 2 Paint color number for base cover ▶ See <i>Surface Materials</i> , page 487.

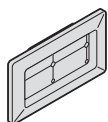
Specification Information	
Style Number	Price

L-Base Cover	
<b>9LPBC</b>	\$127
⋮	⋮

T-Base Cover	
<b>9TPBC</b>	\$127
⋮	⋮



## Duplex Cable Grommet



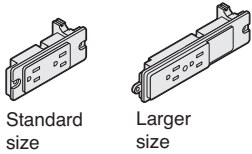
Standard Includes	Required to Specify
<ul style="list-style-type: none"> <li>• Carton of five cable grommets: plastic</li> </ul>	<ul style="list-style-type: none"> <li>1 Style number</li> <li>2 Plastic color number</li> <li>▶ See <i>Surface Materials</i>, page 487.</li> </ul>

### Specification Information

Style Number	Price
<b>98863</b>	\$23

SIN 711.1

Duplex Receptacles




Tip: You must specify receptacle to match wiring schematic used in other components.

Standard Includes	Required to Specify
<ul style="list-style-type: none"> <li>Package of six powerway receptacles: plastic</li> </ul>	<ul style="list-style-type: none"> <li>1 Style number</li> <li>2 Plastic color number for receptacles</li> <li>▶ See <i>Surface Materials</i>, page 487.</li> </ul>

Specification Information

Description	Size	Style Number	Price	Style Number	Price
<b>15-amp Receptacles</b>					
<b>3-Circuit with Shared Neutral</b>					
Line 1	Standard size	<b>986831DA15S</b>	\$197	<b>986831DA20S</b>	\$296
Line 2	Standard size	<b>986832DA15S</b>	\$197	<b>986832DA20S</b>	\$296
Line 3	Standard size	<b>986833DA15S</b>	\$197	<b>986833DA20S</b>	\$296
<b>3-Circuit with Separate Neutral</b>					
Line A	Standard size	<b>98683ADD15S</b>	\$296	<b>98683ADD20S</b>	\$448
Line B	Standard size	<b>98683BDD15S</b>	\$296	<b>98683BDD20S</b>	\$448
Line C	Larger size	<b>98683CDD15S</b>	\$383	<b>98683CDD20S</b>	\$578
<b>4-Circuit 3+D</b>					
Line 1	Standard size	<b>986831DA15S</b>	\$197	<b>986831DA20S</b>	\$296
Line 2	Standard size	<b>986832DA15S</b>	\$197	<b>986832DA20S</b>	\$296
Line 3	Standard size	<b>986833DA15S</b>	\$197	<b>986833DA20S</b>	\$296
Line 4	Larger size	<b>986834DA15S</b>	\$257	<b>986834DA20S</b>	\$383
<b>4-Circuit with 3+1 Wiring</b>					
Line 1	Standard size	<b>986831DC15S</b>	\$296	<b>986831DC20S</b>	\$448
Line 2	Standard size	<b>986832DC15S</b>	\$296	<b>986832DC20S</b>	\$448
Line 3	Standard size	<b>986833DC15S</b>	\$296	<b>986833DC20S</b>	\$448
Line 4	Larger size	<b>986834DC15S</b>	\$383	<b>986834DC20S</b>	\$578
<b>4-Circuit with 2+2 Wiring</b>					
Line 1	Standard size	<b>986831DB15S</b>	\$220	<b>986831DB20S</b>	\$333
Line 2	Standard size	<b>986832DB15S</b>	\$220	<b>986832DB20S</b>	\$333
Line 3	Larger size	<b>986833DB15S</b>	\$296	<b>986833DB20S</b>	\$448
Line 4	Larger size	<b>986834DB15S</b>	\$296	<b>986834DB20S</b>	\$448

## Panel-Supported Receptacle



Standard Includes	Required to Specify
-------------------	---------------------

- Three receptacles, each with 9' cord and three-prong plug: black plastic only

- 1 Style number
- 2 Plastic color number for receptacle
- ▶ See *Surface Materials*, page 487.

Specification Information		
• Fits	• Style Number	• Price
Duplex-size opening	<b>98683PM</b>	\$207

• Fits	• Style Number	• Price
Duplex-size opening	<b>98683PM</b>	\$207





---

# Series 9000

## Worksurfaces, Storage, and Related Products

► For more detailed product information, see the *Series 9000 Specification Guide* or consult your Steelcase dealer.

### Specifying

Series 9000 Universal Worksurfaces and Related Products (SIN 711.1)	<b>347</b>
Conventional Worksurfaces, Storage, and Related Products (SIN 711.1)	<b>367</b>
Options Worksurfaces, Storage, and Related Products (SIN 711.1)	<b>457</b>



---

# Specifying Series 9000 Universal Systems Worksurfaces and Related Products

## Worksurfaces

Straight Worksurfaces (SIN 711.1)	348
Transition Worksurfaces (SIN 711.1)	350
Corner, Curved-Front Worksurfaces (SIN 711.1)	352
Extended Corner, Curved-Front Worksurfaces (SIN 711.1)	354
Spanner Worksurfaces (SIN 711.1)	356
Bullet Peninsula Worksurfaces (SIN 711.1)	357
Linking Peninsula Worksurfaces (SIN 711.1)	358
Jetty Worksurfaces (SIN 711.1)	359
Visitor and Linking Worksurfaces (SIN 711.1)	360
Transaction Worksurfaces (SIN 711.1)	362

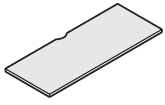
<b>Panel-Mounted Universal Systems Worksurface Supports for Use with Series 9000 Panels</b> (SIN 711.1)	<b>363</b>
---	------------

<b>Legs and Supports for Series 9000 Universal Systems Worksurfaces</b> (SIN 711.1)	<b>364</b>
---	------------

# Straight Worksurfaces

High-Pressure Laminate

SIN 711.1



*Tip: Supports for freestanding and panel-mounted applications must be specified separately.*

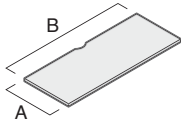
*Tip: Long work surface spans must be supported with cantilevers, pedestals, legs, or other supports at least every 54". Reinforcing channel (TS7WKSPT) allows the distance between supports to be increased to 60" for worksurfaces that will be heavily loaded, or up to 72" for worksurfaces with lighter expected loads. Reinforcing channel must be specified separately.*

Standard Includes	Required to Specify
<ul style="list-style-type: none"> <li>• Worksurface: High-Pressure Laminate</li> <li>• 3 mm edge profile on front edge: plastic</li> <li>• Plastic flat profile on side and back edges: default to match front edge</li> <li>• Cable scallop on back edge</li> </ul>	<ol style="list-style-type: none"> <li>1 Style number</li> <li>2 High-Pressure Laminate color number for worksurface</li> <li>3 Plastic color number for front edge</li> <li>4 Options, if selected (see below)</li> </ol> <p>▶ See <i>Surface Materials</i>, page 487.</p>

Options	Price	Required to Specify
<b>Surface Materials</b> <ul style="list-style-type: none"> <li>• Open Line laminate</li> </ul>	+\$64 plus cost of laminate	▶ See <i>Surface Materials Reference Manual</i> .
<b>Scallops</b> <ul style="list-style-type: none"> <li>• Omit scallop</li> </ul>	No cost	Specify <i>omit scallop</i> .
<b>Related Products</b> <ul style="list-style-type: none"> <li>• Panel-mounted Universal Systems worksurface supports</li> <li>• Reinforcing channel</li> <li>• Legs and supports for Universal Systems Worksurfaces</li> <li>• Worksurface screens</li> <li>• Worksurface power and communication components</li> </ul>		▶ Page 363 ▶ See <i>Montage Solutions Specification Guide</i> . ▶ Page 364 ▶ See <i>Montage Solutions Specification Guide</i> . ▶ See <i>Montage Solutions Specification Guide</i> .

**Specification Information**

**Base Price  
High-Pressure Laminate**



• Dimensions		• Style Number	• Plastic 3 mm Edge
A	B		
18 <sup>3</sup> / <sub>8</sub> "	25"	<b>9US1825</b>	\$152
18 <sup>3</sup> / <sub>8</sub> "	30"	<b>9US1830</b>	\$160
18 <sup>3</sup> / <sub>8</sub> "	35"	<b>9US1835</b>	\$171
18 <sup>3</sup> / <sub>8</sub> "	36"	<b>9US1836</b>	\$171
18 <sup>3</sup> / <sub>8</sub> "	42"	<b>9US1842</b>	\$186
18 <sup>3</sup> / <sub>8</sub> "	45"	<b>9US1845</b>	\$223
18 <sup>3</sup> / <sub>8</sub> "	60"	<b>9US1860</b>	\$257
24 <sup>1</sup> / <sub>32</sub> "	25"	<b>9US2525</b>	\$164
24 <sup>1</sup> / <sub>32</sub> "	30"	<b>9US2530</b>	\$176
24 <sup>1</sup> / <sub>32</sub> "	35"	<b>9US2535</b>	\$184
24 <sup>1</sup> / <sub>32</sub> "	36"	<b>9US2536</b>	\$186
24 <sup>1</sup> / <sub>32</sub> "	42"	<b>9US2542</b>	\$201
24 <sup>1</sup> / <sub>32</sub> "	45"	<b>9US2545</b>	\$237
24 <sup>1</sup> / <sub>32</sub> "	60"	<b>9US2560</b>	\$270
24 <sup>1</sup> / <sub>32</sub> "	65"	<b>9US2565</b>	\$301
24 <sup>1</sup> / <sub>32</sub> "	66"	<b>9US2566</b>	\$303
24 <sup>1</sup> / <sub>32</sub> "	70"	<b>9US2570</b>	\$340
24 <sup>1</sup> / <sub>32</sub> "	75"	<b>9US2575</b>	\$344
29 <sup>1</sup> / <sub>32</sub> "	25"	<b>9US3025</b>	\$232
29 <sup>1</sup> / <sub>32</sub> "	30"	<b>9US3030</b>	\$240
29 <sup>1</sup> / <sub>32</sub> "	35"	<b>9US3035</b>	\$254
29 <sup>1</sup> / <sub>32</sub> "	36"	<b>9US3036</b>	\$257
29 <sup>1</sup> / <sub>32</sub> "	42"	<b>9US3042</b>	\$270
29 <sup>1</sup> / <sub>32</sub> "	45"	<b>9US3045</b>	\$308
29 <sup>1</sup> / <sub>32</sub> "	60"	<b>9US3060</b>	\$348
29 <sup>1</sup> / <sub>32</sub> "	65"	<b>9US3065</b>	\$378
29 <sup>1</sup> / <sub>32</sub> "	66"	<b>9US3066</b>	\$381
29 <sup>1</sup> / <sub>32</sub> "	70"	<b>9US3070</b>	\$416
29 <sup>1</sup> / <sub>32</sub> "	75"	<b>9US3075</b>	\$421

Series 9000

# Transition Worksurfaces

High-Pressure Laminate

SIN 711.1

*Tip: Supports for freestanding and panel-mounted applications must be specified separately.*

*Tip: Long worksurface spans must be supported with cantilevers, pedestals, legs, or other supports at least every 54". Reinforcing channel (TS7WKSPT) allows the distance between supports to be increased to 60" for worksurfaces that will be heavily loaded, or up to 72" for worksurfaces with lighter expected loads. Reinforcing channel must be specified separately.*

Standard Includes	Required to Specify
<ul style="list-style-type: none"> <li>• Worksurface: High-Pressure Laminate</li> <li>• 3 mm edge profile on front edge: plastic</li> <li>• Plastic flat profile on side and back edges: default to match front edge</li> <li>• Cable scallop on back edge</li> </ul>	<ol style="list-style-type: none"> <li>1 Style number</li> <li>2 High-Pressure Laminate color number for worksurface</li> <li>3 Plastic color number for front edge</li> <li>4 Options, if selected (see below)</li> </ol> <p>▶ See <i>Surface Materials</i>, page 487.</p>

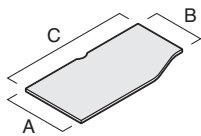
Options	Price	Required to Specify
<b>Surface Materials</b>	• Open Line laminate +\$64 plus cost of laminate	▶ See <i>Surface Materials Reference Manual</i> .
<b>Scallops</b>	• Omit scallop No cost	Specify <i>omit scallop</i> .
<b>Related Products</b>	<ul style="list-style-type: none"> <li>• Panel-mounted Universal Systems worksurface supports</li> <li>• Reinforcing channel</li> <li>• Legs and supports for Universal Systems Worksurfaces</li> <li>• Worksurface screens</li> <li>• Worksurface power and communication components</li> </ul>	<ul style="list-style-type: none"> <li>▶ Page 363</li> <li>▶ See <i>Montage Solutions Specification Guide</i>.</li> <li>▶ Page 364</li> <li>▶ See <i>Montage Solutions Specification Guide</i>.</li> <li>▶ See <i>Montage Solutions Specification Guide</i>.</li> </ul>

## Specification Information

**Base Price  
High-Pressure Laminate**



• Dimensions			• Style	• Plastic
A	B	C	Number	3 mm Edge
...	...	...	...	...



### Left-Hand Worksurfaces

24 <sup>1</sup> / <sub>32</sub> "	18 <sup>3</sup> / <sub>8</sub> "	36"	<b>9UT2136L</b>	\$308
24 <sup>1</sup> / <sub>32</sub> "	18 <sup>3</sup> / <sub>8</sub> "	42"	<b>9UT2142L</b>	\$324
24 <sup>1</sup> / <sub>32</sub> "	18 <sup>3</sup> / <sub>8</sub> "	45"	<b>9UT2145L</b>	\$378
24 <sup>1</sup> / <sub>32</sub> "	18 <sup>3</sup> / <sub>8</sub> "	60"	<b>9UT2160L</b>	\$432
29 <sup>1</sup> / <sub>32</sub> "	24 <sup>1</sup> / <sub>32</sub> "	36"	<b>9UT3236L</b>	\$362
29 <sup>1</sup> / <sub>32</sub> "	24 <sup>1</sup> / <sub>32</sub> "	42"	<b>9UT3242L</b>	\$382
29 <sup>1</sup> / <sub>32</sub> "	24 <sup>1</sup> / <sub>32</sub> "	45"	<b>9UT3245L</b>	\$444
29 <sup>1</sup> / <sub>32</sub> "	24 <sup>1</sup> / <sub>32</sub> "	60"	<b>9UT3260L</b>	\$506

▶ **Specification Information, continued on next page**

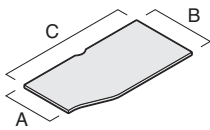
► Specification Information, continued from previous page

**Specification Information**

**Base Price**  
**High-Pressure Laminate**



• Dimensions			• Style	• Plastic
A	B	C	Number	3 mm
•	•	•	•	• Edge



**Right-Hand Worksurfaces**

18 <sup>3</sup> / <sub>8</sub> "	24 <sup>1</sup> / <sub>32</sub> "	36"	<b>9UT1236R</b>	\$308
18 <sup>3</sup> / <sub>8</sub> "	24 <sup>1</sup> / <sub>32</sub> "	42"	<b>9UT1242R</b>	\$324
18 <sup>3</sup> / <sub>8</sub> "	24 <sup>1</sup> / <sub>32</sub> "	45"	<b>9UT1245R</b>	\$378
18 <sup>3</sup> / <sub>8</sub> "	24 <sup>1</sup> / <sub>32</sub> "	60"	<b>9UT1260R</b>	\$432
24 <sup>1</sup> / <sub>32</sub> "	29 <sup>1</sup> / <sub>32</sub> "	36"	<b>9UT2336R</b>	\$362
24 <sup>1</sup> / <sub>32</sub> "	29 <sup>1</sup> / <sub>32</sub> "	42"	<b>9UT2342R</b>	\$382
24 <sup>1</sup> / <sub>32</sub> "	29 <sup>1</sup> / <sub>32</sub> "	45"	<b>9UT2345R</b>	\$444
24 <sup>1</sup> / <sub>32</sub> "	29 <sup>1</sup> / <sub>32</sub> "	60"	<b>9UT2360R</b>	\$506
•	•	•	•	•

# Corner, Curved-Front Worksurfaces

High-Pressure Laminate

SIN 711.1



Tip: Supports must be specified separately, including side support brackets for rear corner support in panel-mounted applications.

Standard Includes	Required to Specify
-------------------	---------------------


<ul style="list-style-type: none"> <li>• Worksurface: High-Pressure Laminate</li> <li>• 3 mm edge profile on front edge: plastic</li> <li>• Plastic flat profile on side and back edges: default to match front edge</li> <li>• Cable scallops on back edges</li> </ul>	<ol style="list-style-type: none"> <li>1 Style number</li> <li>2 High-Pressure Laminate color number for worksurface</li> <li>3 Plastic color number for front edge</li> <li>4 Options, if selected (see below)</li> </ol> <p>▶ See <i>Surface Materials</i>, page 487.</p>
---	---

Options	Price	Required to Specify
---------	-------	---------------------

<b>Surface Materials</b> <ul style="list-style-type: none"> <li>• Open Line laminate</li> </ul>	+\$64 plus cost of laminate	▶ See <i>Surface Materials Reference Manual</i> .
<b>Scallops</b> <ul style="list-style-type: none"> <li>• Omit scallop</li> </ul>	No cost	Specify <i>omit scallop</i> .

<b>Related Products</b> <ul style="list-style-type: none"> <li>• Panel-mounted Universal Systems worksurface supports</li> <li>• Legs and supports for Universal Systems Worksurfaces</li> <li>• Worksurface screens</li> <li>• Worksurface power and communication components</li> </ul>	<ul style="list-style-type: none"> <li>▶ Page 363</li> <li>▶ Page 364</li> <li>▶ See <i>Montage Solutions Specification Guide</i>.</li> <li>▶ See <i>Montage Solutions Specification Guide</i>.</li> </ul>
---	--

## Specification Information

				Base Price High-Pressure Laminate	
					
• Dimensions				• Style Number	• Plastic 3 mm Edge
A	B	C	D		
18 <sup>3</sup> / <sub>8</sub> "	18 <sup>3</sup> / <sub>8</sub> "	41 <sup>1</sup> / <sub>2</sub> "	41 <sup>1</sup> / <sub>2</sub> "	<b>9UCC1122</b>	\$401
18 <sup>3</sup> / <sub>8</sub> "	18 <sup>3</sup> / <sub>8</sub> "	44 <sup>1</sup> / <sub>2</sub> "	44 <sup>1</sup> / <sub>2</sub> "	<b>9UCC1155</b>	\$417
24 <sup>1</sup> / <sub>32</sub> "	24 <sup>1</sup> / <sub>32</sub> "	35 <sup>1</sup> / <sub>2</sub> "	35 <sup>1</sup> / <sub>2</sub> "	<b>9UCC2266</b>	\$383
24 <sup>1</sup> / <sub>32</sub> "	24 <sup>1</sup> / <sub>32</sub> "	41 <sup>1</sup> / <sub>2</sub> "	41 <sup>1</sup> / <sub>2</sub> "	<b>9UCC2222</b>	\$416
24 <sup>1</sup> / <sub>32</sub> "	24 <sup>1</sup> / <sub>32</sub> "	44 <sup>1</sup> / <sub>2</sub> "	44 <sup>1</sup> / <sub>2</sub> "	<b>9UCC2255</b>	\$423
24 <sup>1</sup> / <sub>32</sub> "	24 <sup>1</sup> / <sub>32</sub> "	59 <sup>1</sup> / <sub>2</sub> "	59 <sup>1</sup> / <sub>2</sub> "	<b>9UCC2200</b>	\$745
29 <sup>1</sup> / <sub>32</sub> "	29 <sup>1</sup> / <sub>32</sub> "	41 <sup>1</sup> / <sub>2</sub> "	41 <sup>1</sup> / <sub>2</sub> "	<b>9UCC3322</b>	\$451
29 <sup>1</sup> / <sub>32</sub> "	29 <sup>1</sup> / <sub>32</sub> "	44 <sup>1</sup> / <sub>2</sub> "	44 <sup>1</sup> / <sub>2</sub> "	<b>9UCC3355</b>	\$501
:	:	:	:	:	:



**SIN 711.1**

# Extended Corner, Curved-Front Worksurfaces

High-Pressure Laminate

SIN 711.1

*Tip: Supports must be specified separately, including side support brackets for rear corner support in panel-mounted applications.*

*Tip: Long worksurface spans must be supported with cantilevers, pedestals, legs, or other supports at least every 54". Reinforcing channel (TS7WKSPT) allows the distance between supports to be increased to 60" for worksurfaces that will be heavily loaded, or up to 72" for worksurfaces with lighter expected loads. Reinforcing channel must be specified separately.*

Standard Includes	Required to Specify
<ul style="list-style-type: none"> <li>• Worksurface: High-Pressure Laminate</li> <li>• 3 mm edge profile on front edge: plastic</li> <li>• Plastic flat profile on side and back edges: default to match front edge</li> <li>• Cable scallops on back edges</li> </ul>	<ol style="list-style-type: none"> <li>1 Style number</li> <li>2 High-Pressure Laminate color number for worksurface</li> <li>3 Plastic color number for front edge</li> <li>4 Options, if selected (see below)</li> </ol> <p>▶ See <i>Surface Materials</i>, page 487.</p>

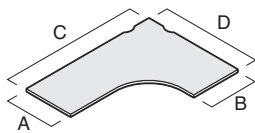
Options	Price	Required to Specify
<b>Surface Materials</b> <ul style="list-style-type: none"> <li>• Open Line laminate</li> </ul>	+\$64 plus cost of laminate	▶ See <i>Surface Materials Reference Manual</i> .
<b>Scallops</b> <ul style="list-style-type: none"> <li>• Omit scallop</li> </ul>	No cost	Specify <i>omit scallop</i> .
<b>Related Products</b> <ul style="list-style-type: none"> <li>• Panel-mounted Universal Systems worksurface supports</li> <li>• Reinforcing channel</li> <li>• Legs and supports for Universal Systems Worksurfaces</li> <li>• Worksurface screens</li> <li>• Worksurface power and communication components</li> </ul>		▶ Page 363 ▶ See <i>Montage Solutions Specification Guide</i> . ▶ Page 364 ▶ See <i>Montage Solutions Specification Guide</i> . ▶ See <i>Montage Solutions Specification Guide</i> .

## Specification Information

**Base Price**  
**High-Pressure Laminate**



• Dimensions				• Style Number	• Plastic 3 mm Edge
A	B	C	D		



### Left-Hand Worksurfaces

24 1/32"	24 1/32"	59 1/2"	41 1/2"	<b>9UEC2202L</b>	\$614
24 1/32"	24 1/32"	59 1/2"	44 1/2"	<b>9UEC2205L</b>	\$630
24 1/32"	24 1/32"	69 1/2"	41 1/2"	<b>9UEC2274L</b>	\$714
24 1/32"	24 1/32"	69 1/2"	44 1/2"	<b>9UEC2275L</b>	\$738
24 1/32"	24 1/32"	74 1/2"	41 1/2"	<b>9UEC2252L</b>	\$726
24 1/32"	24 1/32"	74 1/2"	44 1/2"	<b>9UEC2255L</b>	\$749
29 1/32"	29 1/32"	59 1/2"	41 1/2"	<b>9UEC3302L</b>	\$697
29 1/32"	29 1/32"	59 1/2"	44 1/2"	<b>9UEC3305L</b>	\$722
29 1/32"	29 1/32"	69 1/2"	41 1/2"	<b>9UEC3372L</b>	\$798
29 1/32"	29 1/32"	69 1/2"	44 1/2"	<b>9UEC3374L</b>	\$824
29 1/32"	29 1/32"	74 1/2"	41 1/2"	<b>9UEC3352L</b>	\$807
29 1/32"	29 1/32"	74 1/2"	44 1/2"	<b>9UEC3355L</b>	\$842

▶ **Specification Information, continued on next page**

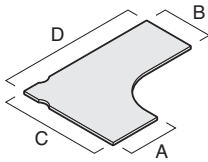
► Specification Information, continued from previous page

**Specification Information**

**Base Price  
High-Pressure Laminate**



Dimensions				Style Number	Plastic Edge
A	B	C	D		



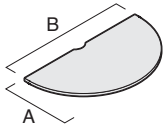
**Right-Hand Worksurfaces**

24 <sup>1</sup> / <sub>32</sub> "	24 <sup>1</sup> / <sub>32</sub> "	41 <sup>1</sup> / <sub>2</sub> "	59 <sup>1</sup> / <sub>2</sub> "	<b>9UEC2220R</b>	\$614
24 <sup>1</sup> / <sub>32</sub> "	24 <sup>1</sup> / <sub>32</sub> "	44 <sup>1</sup> / <sub>2</sub> "	59 <sup>1</sup> / <sub>2</sub> "	<b>9UEC2250R</b>	\$630
24 <sup>1</sup> / <sub>32</sub> "	24 <sup>1</sup> / <sub>32</sub> "	41 <sup>1</sup> / <sub>2</sub> "	69 <sup>1</sup> / <sub>2</sub> "	<b>9UEC2247R</b>	\$714
24 <sup>1</sup> / <sub>32</sub> "	24 <sup>1</sup> / <sub>32</sub> "	44 <sup>1</sup> / <sub>2</sub> "	69 <sup>1</sup> / <sub>2</sub> "	<b>9UEC2240R</b>	\$738
24 <sup>1</sup> / <sub>32</sub> "	24 <sup>1</sup> / <sub>32</sub> "	41 <sup>1</sup> / <sub>2</sub> "	74 <sup>1</sup> / <sub>2</sub> "	<b>9UEC2225R</b>	\$726
24 <sup>1</sup> / <sub>32</sub> "	24 <sup>1</sup> / <sub>32</sub> "	44 <sup>1</sup> / <sub>2</sub> "	74 <sup>1</sup> / <sub>2</sub> "	<b>9UEC2255R</b>	\$749
29 <sup>1</sup> / <sub>32</sub> "	29 <sup>1</sup> / <sub>32</sub> "	41 <sup>1</sup> / <sub>2</sub> "	59 <sup>1</sup> / <sub>2</sub> "	<b>9UEC3320R</b>	\$697
29 <sup>1</sup> / <sub>32</sub> "	29 <sup>1</sup> / <sub>32</sub> "	44 <sup>1</sup> / <sub>2</sub> "	59 <sup>1</sup> / <sub>2</sub> "	<b>9UEC3350R</b>	\$722
29 <sup>1</sup> / <sub>32</sub> "	24 <sup>1</sup> / <sub>32</sub> "	41 <sup>1</sup> / <sub>2</sub> "	69 <sup>1</sup> / <sub>2</sub> "	<b>9UEC3340R</b>	\$798
29 <sup>1</sup> / <sub>32</sub> "	29 <sup>1</sup> / <sub>32</sub> "	44 <sup>1</sup> / <sub>2</sub> "	69 <sup>1</sup> / <sub>2</sub> "	<b>9UEC3347R</b>	\$824
29 <sup>1</sup> / <sub>32</sub> "	29 <sup>1</sup> / <sub>32</sub> "	41 <sup>1</sup> / <sub>2</sub> "	74 <sup>1</sup> / <sub>2</sub> "	<b>9UEC3325R</b>	\$807
29 <sup>1</sup> / <sub>32</sub> "	29 <sup>1</sup> / <sub>32</sub> "	44 <sup>1</sup> / <sub>2</sub> "	74 <sup>1</sup> / <sub>2</sub> "	<b>9UEC3355R</b>	\$842

# Spanner Worksurfaces

High-Pressure Laminate

SIN 711.1




Tip: Supports for freestanding and panel-mounted applications must be specified separately.

Standard Includes	Required to Specify
<ul style="list-style-type: none"> <li>• Worksurface: High-Pressure Laminate</li> <li>• 3 mm edge profile on front edge: plastic</li> <li>• Plastic flat profile on side and back edges: default to match front edge</li> </ul>	<ol style="list-style-type: none"> <li>1 Style number</li> <li>2 High-Pressure Laminate color number for worksurface</li> <li>3 Plastic color number for front edge</li> <li>4 Options, if selected (see below)</li> </ol> <p>▶ See <i>Surface Materials</i>, page 487.</p>

Options	Price	Required to Specify
<b>Surface Materials</b> <ul style="list-style-type: none"> <li>• Open Line laminate</li> </ul>	+\$64 plus cost of laminate	▶ See <i>Surface Materials Reference Manual</i> .
<b>Related Products</b> <ul style="list-style-type: none"> <li>• Panel-mounted Universal Systems worksurface supports</li> <li>• Legs and supports for Universal Systems Worksurfaces</li> <li>• Worksurface screens</li> <li>• Worksurface power and communication components</li> </ul>		▶ Page 363 ▶ Page 364 ▶ See <i>Montage Solutions Specification Guide</i> . ▶ See <i>Montage Solutions Specification Guide</i> .

## Specification Information

		<b>Base Price High-Pressure Laminate</b>	
			
<b>• Dimensions</b>	<b>• Style</b>	<b>• Plastic</b>	
<b>A    B</b>	<b>Number</b>	<b>3 mm</b>	
:	:	<b>Edge</b>	
:	:		
:	:		

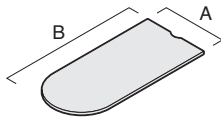
### With 2" Notch for Use with 9000 Panels

30 <sup>3</sup> / <sub>16</sub> "	51 <sup>3</sup> / <sub>8</sub> "	<b>9USPC52</b>	\$364
:	:	:	:

# Bullet Peninsula Worksurface

High-Pressure Laminate

SIN 711.1



Tip: Supports for freestanding and panel-mounted applications must be specified separately.

Tip: Long worksurface spans must be supported with cantilevers, pedestals, legs, or other supports at least every 54". Reinforcing channel (TS7WKSPT) allows the distance between supports to be increased to 60" for worksurfaces that will be heavily loaded, or up to 72" for worksurfaces with lighter expected loads. Reinforcing channel must be specified separately.

Standard Includes	Required to Specify
<ul style="list-style-type: none"> <li>• Worksurface: High-Pressure Laminate</li> <li>• 3 mm edge profile on front edge: plastic</li> <li>• Plastic flat profile on side and back edges: default to match front edge</li> <li>• Cable scallop on back edge</li> </ul>	<ol style="list-style-type: none"> <li>1 Style number profile suffix</li> <li>2 High-Pressure Laminate color number for worksurface</li> <li>3 Plastic color number for front edge</li> <li>4 Options, if selected (see below)</li> </ol> <p>▶ See <i>Surface Materials</i>, page 487.</p>

Options	Price	Required to Specify
<b>Surface Materials</b> <ul style="list-style-type: none"> <li>• Open Line laminate</li> </ul>	+\$64 plus cost of laminate	▶ See <i>Surface Materials Reference Manual</i> .
<b>Scallops</b> <ul style="list-style-type: none"> <li>• Omit scallop</li> </ul>	No cost	Specify <i>omit scallop</i> .
<b>Related Products</b> <ul style="list-style-type: none"> <li>• Panel-mounted Universal Systems worksurface supports</li> <li>• Legs and supports for Universal Systems Worksurfaces</li> <li>• Reinforcing channel</li> <li>• Worksurface screens</li> <li>• Worksurface power and communication components</li> </ul>		<ul style="list-style-type: none"> <li>▶ Page 363</li> <li>▶ Page 364</li> <li>▶ See <i>Montage Solutions Specification Guide</i>.</li> <li>▶ See <i>Montage Solutions Specification Guide</i>.</li> <li>▶ See <i>Montage Solutions Specification Guide</i>.</li> </ul>

## Specification Information

Dimensions		Style Number	Base Price
A	B		High-Pressure Laminate
30"	59½"	UPBC3060	\$517

Base Price High-Pressure Laminate

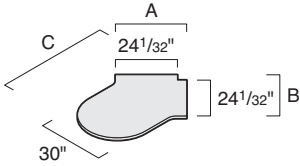


Plastic 3 mm Edge

# Linking Peninsula Worksurface

High-Pressure Laminate

SIN 711.1



Tip: Supports for freestanding and panel-mounted applications must be specified separately.

## Standard Includes

- Worksurface: High-Pressure Laminate
- 3 mm edge profile on front side: plastic
- Plastic flat profile on side and back edges: default to match front edge

## Required to Specify

- 1 Style number
  - 2 High-Pressure Laminate color number for worksurface
  - 3 Plastic color number for front edge
  - 4 Options, if selected (see below)
- ▶ See *Surface Materials*, page 487.

## Options

### Surface Materials

- Open Line laminate

### Price

+\$64  
plus cost of laminate

### Required to Specify

▶ See *Surface Materials Reference Manual*.

### Related Products

- Panel-mounted Universal Systems worksurface supports
- Legs and supports for Universal Systems Worksurfaces
- Worksurface power and communication components

- ▶ Page 363
- ▶ Page 364
- ▶ See *Montage Solutions Specification Guide*.

## Specification Information

### Base Price High-Pressure Laminate



### Dimensions

A B C

### Style Number

.....

### Plastic 3 mm Edge

.....

## With 2" Notch for Use with Series 9000 Panels

26 3/4" 26 3/4" 49 3/4" **9UPAC2748** \$541

.....

# Jetty Worksurfaces

High-Pressure Laminate

SIN 711.1

*Tip: Supports for freestanding and panel-mounted applications must be specified separately.*

*Tip: Long worksurface spans must be supported with cantilevers, pedestals, legs, or other supports at least every 54". Reinforcing channel (TS7WKSPT) allows the distance between supports to be increased to 60" for worksurfaces that will be heavily loaded, or up to 72" for worksurfaces with lighter expected loads. Reinforcing channel must be specified separately.*

Standard Includes	Required to Specify
<ul style="list-style-type: none"> <li>• Worksurface: High-Pressure Laminate</li> <li>• 3 mm edge profile on front edge: plastic</li> <li>• Plastic flat profile on side and back edges: default to match front edge</li> <li>• Cable scallop on back edge</li> </ul>	<ul style="list-style-type: none"> <li>1 Style number</li> <li>2 High-Pressure Laminate color number for worksurface</li> <li>3 Plastic color number for front edge</li> <li>4 Options, if selected (see below)</li> <li>▶ See <i>Surface Materials</i>, page 487.</li> </ul>

Options	Price	Required to Specify
<b>Surface Materials</b> <ul style="list-style-type: none"> <li>• Open Line laminate</li> </ul>	+\$64 plus cost of laminate	▶ See <i>Surface Materials Reference Manual</i> .
<b>Scallops</b> <ul style="list-style-type: none"> <li>• Omit scallop</li> </ul>	No cost	Specify <i>omit scallop</i> .
<b>Related Products</b> <ul style="list-style-type: none"> <li>• Panel-mounted Universal Systems worksurface supports</li> <li>• Legs and supports for Universal Systems Worksurfaces</li> <li>• Reinforcing channel</li> <li>• Worksurface screens</li> <li>• Worksurface power and communication components</li> </ul>		<ul style="list-style-type: none"> <li>▶ Page 363</li> <li>▶ Page 364</li> <li>▶ See <i>Montage Solutions Specification Guide</i>.</li> <li>▶ See <i>Montage Solutions Specification Guide</i>.</li> <li>▶ See <i>Montage Solutions Specification Guide</i>.</li> </ul>

## Specification Information

**Base Price High-Pressure Laminate**

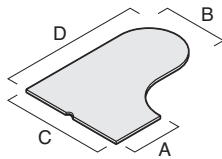


Dimensions				Style Number	Plastic 3 mm Edge
A	B	C	D		



### Left-Hand Worksurfaces

30"	24 <sup>1</sup> / <sub>32</sub> "	65 <sup>1</sup> / <sub>2</sub> "	45"	<b>9UJC3265L</b>	\$719
30"	24 <sup>1</sup> / <sub>32</sub> "	71 <sup>1</sup> / <sub>2</sub> "	45"	<b>9UJC3225L</b>	\$745
30"	24 <sup>1</sup> / <sub>32</sub> "	77 <sup>1</sup> / <sub>2</sub> "	45"	<b>9UJC3285L</b>	\$769
30"	29 <sup>1</sup> / <sub>32</sub> "	65 <sup>1</sup> / <sub>2</sub> "	45"	<b>9UJC3365L</b>	\$743
30"	29 <sup>1</sup> / <sub>32</sub> "	71 <sup>1</sup> / <sub>2</sub> "	45"	<b>9UJC3325L</b>	\$769
30"	29 <sup>1</sup> / <sub>32</sub> "	77 <sup>1</sup> / <sub>2</sub> "	45"	<b>9UJC3385L</b>	\$796



### Right-Hand Worksurfaces

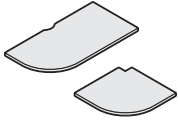
24 <sup>1</sup> / <sub>32</sub> "	30"	45"	65 <sup>1</sup> / <sub>2</sub> "	<b>9UJC2356R</b>	\$719
24 <sup>1</sup> / <sub>32</sub> "	30"	45"	71 <sup>1</sup> / <sub>2</sub> "	<b>9UJC2352R</b>	\$745
24 <sup>1</sup> / <sub>32</sub> "	30"	45"	77 <sup>1</sup> / <sub>2</sub> "	<b>9UJC2358R</b>	\$769
29 <sup>1</sup> / <sub>32</sub> "	30"	45"	65 <sup>1</sup> / <sub>2</sub> "	<b>9UJC3356R</b>	\$743
29 <sup>1</sup> / <sub>32</sub> "	30"	45"	71 <sup>1</sup> / <sub>2</sub> "	<b>9UJC3352R</b>	\$769
29 <sup>1</sup> / <sub>32</sub> "	30"	45"	77 <sup>1</sup> / <sub>2</sub> "	<b>9UJC3358R</b>	\$796

Series 9000

# Visitor and Linking Worksurfaces

High-Pressure Laminate

SIN 711.1



*Tip: Supports for freestanding and panel-mounted applications must be specified separately.*

*Tip: Scallops are available only on visitor worksurfaces 36"W and wider.*

Standard Includes	Required to Specify
<ul style="list-style-type: none"> <li>• Worksurface: High-Pressure Laminate</li> <li>• 3 mm edge profile on front edge: plastic</li> <li>• Plastic flat profile on side and back edges: default to match front edge</li> <li>• Cable scallop on back edge</li> </ul>	<ul style="list-style-type: none"> <li>1 Style number</li> <li>2 High-Pressure Laminate color number for worksurface</li> <li>3 Plastic color number for front edge</li> <li>4 Options, if selected (see below)</li> <li>▶ See <i>Surface Materials</i>, page 487.</li> </ul>

	Options	Price	Required to Specify
<b>Surface Materials</b>	<ul style="list-style-type: none"> <li>• Open Line laminate</li> </ul>	+\$64 plus cost of laminate	▶ See <i>Surface Materials Reference Manual</i> .
<b>Scallops</b>	<ul style="list-style-type: none"> <li>• Omit scallop</li> </ul>	No cost	Specify <i>omit scallop</i> .
<b>Related Products</b>	<ul style="list-style-type: none"> <li>• Panel-mounted Universal Systems worksurface supports</li> <li>• Legs and supports for Universal Systems Worksurfaces</li> </ul>		<ul style="list-style-type: none"> <li>▶ Page 363</li> <li>▶ Page 364</li> </ul>



**Specification Information**

**Base Price  
High-Pressure Laminate**



Dimensions A B	Style Number	Plastic 3 mm Edge
-------------------	-----------------	-------------------------

**Visitor Worksurfaces**

**Left-Hand Worksurfaces**

24 1/32" 25"	<b>9UVC2525L</b>	\$349
24 1/32" 30"	<b>9UVC2530L</b>	\$375
24 1/32" 35"	<b>9UVC2535L</b>	\$404
24 1/32" 36"	<b>9UVC2536L</b>	\$404
24 1/32" 42"	<b>9UVC2542L</b>	\$428
24 1/32" 45"	<b>9UVC2545L</b>	\$451
29 1/32" 30"	<b>9UVC3030L</b>	\$388
29 1/32" 35"	<b>9UVC3035L</b>	\$416
29 1/32" 36"	<b>9UVC3036L</b>	\$416
29 1/32" 42"	<b>9UVC3042L</b>	\$441
29 1/32" 45"	<b>9UVC3045L</b>	\$464

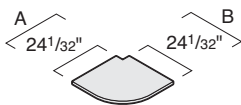
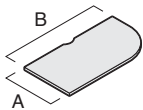
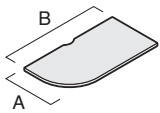
**Right-Hand Worksurfaces**

24 1/32" 30"	<b>9UVC2525R</b>	\$349
24 1/32" 30"	<b>9UVC2530R</b>	\$375
24 1/32" 35"	<b>9UVC2535R</b>	\$404
24 1/32" 36"	<b>9UVC2536R</b>	\$404
24 1/32" 42"	<b>9UVC2542R</b>	\$428
24 1/32" 45"	<b>9UVC2545R</b>	\$451
29 1/32" 30"	<b>9UVC3030R</b>	\$388
29 1/32" 35"	<b>9UVC3035R</b>	\$416
29 1/32" 36"	<b>9UVC3036R</b>	\$416
29 1/32" 42"	<b>9UVC3042R</b>	\$441
29 1/32" 45"	<b>9UVC3045R</b>	\$464

**Linking Worksurfaces**

**With 2" Notch for Use with Series 9000 Panels**

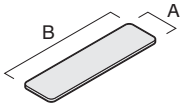
26 3/4" 26 3/4"	<b>9ULC2727</b>	\$457
-----------------	-----------------	-------



# Transaction Worksurfaces

High-Pressure Laminate


SIN 711.1



Standard Includes	Required to Specify
<ul style="list-style-type: none"> <li>• Worksurface: High-Pressure Laminate</li> <li>• 3 mm edge profile: plastic</li> <li>• Support brackets for use with enhanced panel top caps: paint</li> </ul>	<ol style="list-style-type: none"> <li>1 Style number</li> <li>2 High-Pressure Laminate color number for worksurface</li> <li>3 Plastic color number for front edge</li> <li>4 Paint color number for support brackets</li> <li>5 Options, if selected (see below)</li> </ol> <p>▶ See <i>Surface Materials</i>, page 487.</p>

Options	Price	Required to Specify
<b>Surface Materials</b> <ul style="list-style-type: none"> <li>• Open Line laminate</li> </ul>	+\$64 plus cost of laminate	▶ See <i>Surface Materials Reference Manual</i> .

### Specification Information

Dimensions	Style Number	Base Price
<b>A    B</b>	<b>Number</b>	<b>High-Pressure Laminate</b>  <b>Plastic 3 mm Edge</b>
: : :	: : :	: : :

### With Brackets for Use with Series 9000 Panels

15"	30"	<b>9UTR1630</b>	\$278
15"	35"	<b>9UTR1635</b>	\$301
15"	36"	<b>9UTR1636</b>	\$301
15"	42"	<b>9UTR1642</b>	\$323
15"	45"	<b>9UTR1645</b>	\$334
15"	48"	<b>9UTR1648</b>	\$345
15"	60"	<b>9UTR1660</b>	\$373
:	:	:	:

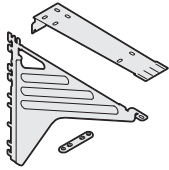
# Panel-Mounted Universal Systems Worksurface Supports

For Use with Series 9000 Panels

Panel-Mounted  
Universal Systems  
Worksurface Supports

SIN 711.1

## On-Module Cantilever



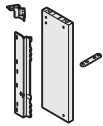
*Tip: 30"D straight and transition cantilevered worksurfaces require additional floor support along the front edge, such as a pedestal, end panel, post leg, side support bracket, or an adjacent return worksurface.*

Standard Includes	Required to Specify
<ul style="list-style-type: none"> <li>• Cantilever: paint</li> <li>• Tie plate</li> <li>• Attachment hardware</li> </ul>	<ul style="list-style-type: none"> <li>1 Style number</li> <li>2 Paint color number for cantilever</li> <li>▶ See <i>Surface Materials</i>, page 487.</li> </ul>

### Specification Information

Style Number	Price
<b>9UCANT</b>	\$97

## On-Module Center Support Panel



Standard Includes	Required to Specify
<ul style="list-style-type: none"> <li>• Center support panel: paint price group 1</li> <li>• Tie plate</li> <li>• Attachment hardware</li> </ul>	<ul style="list-style-type: none"> <li>1 Style number</li> <li>2 Paint color number for center support panel</li> <li>▶ See <i>Surface Materials</i>, page 487.</li> </ul>

### Specification Information

Planning Dimensions		Style Number	Price
D	H		
97 <sup>16</sup> "	28 <sup>1</sup> / <sub>2</sub> "	<b>9CSP</b>	\$129

Series 9000

# Legs and Supports for Series 9000 Universal Systems Worksurfaces

Without Alignment Tab

SIN 711.1

## Post Legs and Double Post Legs

*Tip: Height dimensions listed are nominal and include the thickness of a worksurface.*

*Tip: Standing height legs can be used as column support in panel-mounted applications only.*

*Tip: Corner worksurfaces require a leg in the back corner. Be sure to order fifth leg if specifying a package of four.*

Standard Includes	Required to Specify
-------------------	---------------------

- Legs: paint
- Attachment hardware
- Non-locking caster, if selected: black plastic only

- 1 Style number
- 2 Paint color number for leg
- 3 Options, if selected (see below)
- ▶ See *Surface Materials*, page 487.

	Options	Price	Required to Specify
<b>Surface Materials</b>	<ul style="list-style-type: none"> <li>• Paint price group 1</li> <li>• Paint price group 2</li> <li>• Paint price group 3</li> </ul>	No cost +\$19 per leg +\$31 per leg	Specify paint color number. Specify paint color number. Specify paint color number.

### Specification Information

Planning Height	Style Number	Base Price	Planning Height	Style Number	Base Price
-----------------	--------------	------------	-----------------	--------------	------------

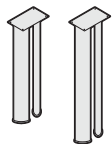
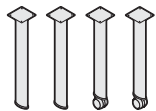

Post Leg with Glide			Package of Four Post Legs with Glides		
26"	<b>UNPL</b>	\$108	26"	<b>UNPL4</b>	\$432
28½"	<b>UPL</b>	\$108	28½"	<b>UPL4</b>	\$432
40⅞"	<b>UHPL</b>	\$138			

Post Leg with Caster			Package of Four Post Legs with Casters		
26"	<b>UNPLC</b>	\$125	26"	<b>UNPL4C</b>	\$500
28½"	<b>UPLC</b>	\$125	28½"	<b>UPL4C</b>	\$500

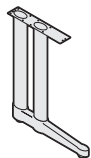
Package of Four Post Legs with Two Glides and Two Casters		
26"	<b>UNPL4M</b>	\$466
28½"	<b>UPL4M</b>	\$466

Double Post Leg with Glides		
28½"	<b>UDPL</b>	\$307
40⅞"	<b>UHDPL</b>	\$361

Double Post C-Leg with Glides		
28½"	<b>UCL</b>	\$348



*Tip: Double post legs can be used as a shared or column support in applications with other post legs.*

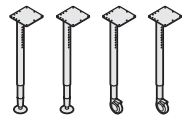


## Adjustable-Height Legs

Tip: Corner worksurfaces require a leg in the back corner. Be sure to order fifth leg if specifying a package of four.

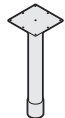
Tip: See Table and Leg Combinations page for number of legs required per worksurface.  
▶ See Answer Solutions Specification Guide.

Tip: Height dimensions listed include the thickness of a worksurface.



Standard Includes			Required to Specify		
<ul style="list-style-type: none"> <li>• Worksurface legs: paint</li> <li>• Glides, if selected: paint to match legs</li> <li>• Locking casters, if selected: paint to match legs</li> <li>• Attachment hardware</li> </ul>			1 Style number 2 Paint color number for leg 3 Options, if selected (see below) ▶ See <i>Surface Materials</i> , page 487.		
Options		Price	Required to Specify		
<b>Surface Materials</b>	<ul style="list-style-type: none"> <li>• Paint price group 1</li> <li>• Paint price group 2</li> </ul>	No cost +\$19 per leg	Specify paint color number.		
<b>Specification Information</b>					
Planning Height	Style Number	Base Price	Planning Height	Style Number	Base Price
<b>Adjustable-Height Leg with Glide</b>			<b>Package of Four Adjustable-Height Legs with Glides</b>		
25½"-31½"	UADJ	\$176	25½"-31½"	UADJ4	\$704
<b>Adjustable-Height Leg with Caster</b>			<b>Package of Four Adjustable-Height Legs with Casters</b>		
25½"-31½"	UADJC	\$197	25½"-31½"	UADJ4C	\$788
			<b>Package of Four Adjustable-Height Legs with Two Glides and Two Casters</b>		
			25½"-31½"	UADJ4M	\$746

## Columns



Tip: Columns have a different aesthetic than post legs (round vs. elliptical). Columns can be used as column support in applications without post legs.

Tip: Height dimension listed is nominal and includes the thickness of a worksurface.

Standard Includes			Required to Specify		
<ul style="list-style-type: none"> <li>• Column: paint</li> <li>• Attachment hardware</li> </ul>			1 Style number 2 Paint color number for column 3 Options, if selected (see below) ▶ See <i>Surface Materials</i> , page 487.		
Options		Price	Required to Specify		
<b>Surface Materials</b>	<ul style="list-style-type: none"> <li>• Paint price group 1</li> <li>• Paint price group 2</li> <li>• Paint price group 3</li> </ul>	No cost +\$19 per leg +\$31 per leg	Specify paint color number.		
<b>Specification Information</b>					
Planning Height	Style Number	Base Price			
28½"	UCOL	\$249			
28½"-31⅝"	UADJCOL	\$307			



# Specifying Series 9000 Conventional Worksurfaces, Storage, and Related Products

► For more detailed product information, see the *Series 9000 Specification Guide* or consult your Steelcase dealer.

## Panel-Supported Worksurfaces

Worksurface Packages (SIN 711.1)	368
Radius-End Worksurfaces (SIN 711.1)	381
Transaction Worksurfaces (SIN 711.1)	382

## Freestanding Worksurfaces

Desks (SIN 711.1)	383
Returns (SIN 711.1)	412
Radius-End Tables (SIN 711.1)	424
Radius-End Worksurfaces (SIN 711.1)	425
Bridges (SIN 711.1)	426
Corner Worksurfaces (SIN 711.1)	427

## Related Products

Worksurface Brackets and Clamps (SIN 711.1)	428
Side-Attachment Brackets (SIN 711.1)	429
Worksurface Accessories (SIN 711.1)	430

## Storage

Pedestals (SIN 711.1)	431
Service Module Packages (SIN 711.1)	436

## Related Products

Storage Brackets and Storage Accessories (SIN 711.1)	438
--	-----

## Components

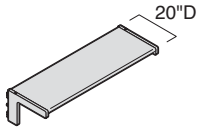
Worksurfaces (SIN 711.1)	441
Worksurface Supports (SIN 711.1)	445
Back Panels (SIN 711.1)	448
Worksurface Brackets (SIN 711.1)	449
Breakdown of Components	451

*Tip: To determine what components comprise a standard product, find the product's style number in the breakdown of components listing.*

► Page 451

# 20"D Worksurface Packages

SIN 711.1



Tip: Conventional worksurfaces are now made with wood core substrates.

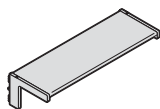
Standard Includes	Required to Specify
<ul style="list-style-type: none"> <li>• Worksurface: laminate</li> <li>• Cantilevers, end panel, and end panel trim: paint price group 1</li> </ul>	<ol style="list-style-type: none"> <li>1 Style number</li> <li>2 Laminate color number for worksurface</li> <li>3 Paint color number for cantilevers, end panel, and end panel trim</li> <li>4 Options, if selected (see below)</li> </ol> <p>▶ See <i>Surface Materials</i>, page 487.</p>

Options	Price	Required to Specify
<b>Surface Materials</b> <ul style="list-style-type: none"> <li>• Open Line laminate</li> </ul>	+\$64 plus cost of laminate	▶ See <i>Surface Materials Reference Manual</i> .
<b>Cantilevers, end panel, and end panel trim</b>		
<ul style="list-style-type: none"> <li>• Paint price group 1</li> <li>• Paint price group 2</li> <li>• Paint price group 3</li> </ul>	No cost +\$19 +\$31	Specify paint color number. Specify paint color number. Specify paint color number.
<b>Grommets</b>	+\$34 each	Back left: 99954L and color number Back right: 99954R and color number Back center: 99954C and color number Keyboard left: 99954KBL and color number Keyboard right: 99954KBR and color number Keyboard center: 99954KBC and color number ▶ See <i>Surface Materials</i> , page 487, for plastic color numbers.
<b>Related Products</b>	<ul style="list-style-type: none"> <li>• Worksurface brackets and clamps</li> <li>• Worksurface accessories</li> <li>• Pedestals</li> <li>• Worksurface wiring and cabling</li> </ul>	▶ Page 428 ▶ Page 430 ▶ Pages 431–435 ▶ Page 476



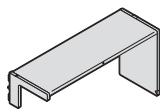
**Specification Information**

Dimensions		Style	Base
D	W	Number	Price



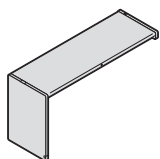
**Two Cantilevers**

20"	30"	<b>98401ACCM</b>	\$ 493
20"	35"	<b>98403ACCM</b>	\$ 501
20"	36"	<b>98422ACCM</b>	\$ 506
20"	42"	<b>98424ACCM</b>	\$ 508
20"	45"	<b>99004ACCM</b>	\$ 505
20"	60"	<b>99005ACCM</b>	\$ 534
20"	70"	<b>99006ACCM</b>	\$ 551
20"	90"	<b>98433ACCM</b>	\$ 863



**Cantilever Left, End Panel Right**

20"	30"	<b>98401ACPM</b>	\$ 706
20"	35"	<b>98403ACPM</b>	\$ 714
20"	36"	<b>98422ACPM</b>	\$ 719
20"	42"	<b>98424ACPM</b>	\$ 721
20"	45"	<b>99004ACPM</b>	\$ 718
20"	60"	<b>99005ACPM</b>	\$ 747
20"	70"	<b>99006ACPM</b>	\$ 764
20"	90"	<b>98433ACPM</b>	\$1076

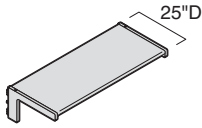


**End Panel Left, Cantilever Right**

20"	30"	<b>98401APCM</b>	\$ 706
20"	35"	<b>98403APCM</b>	\$ 714
20"	36"	<b>98422APCM</b>	\$ 719
20"	42"	<b>98424APCM</b>	\$ 721
20"	45"	<b>99004APCM</b>	\$ 718
20"	60"	<b>99005APCM</b>	\$ 747
20"	70"	<b>99006APCM</b>	\$ 764
20"	90"	<b>98433APCM</b>	\$1076

# 25"D Worksurface Packages

SIN 711.1



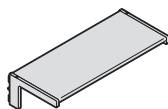
Tip: Conventional worksurfaces are now made with wood core substrates.

Standard Includes	Required to Specify
<ul style="list-style-type: none"> <li>• Worksurface: laminate</li> <li>• Cantilevers, end panel, and end panel trim: paint price group 1</li> </ul>	<ol style="list-style-type: none"> <li>1 Style number</li> <li>2 Laminate color number for worksurface</li> <li>3 Paint color number for cantilevers, end panel, and end panel trim</li> <li>4 Options, if selected (see below)</li> </ol> <p>▶ See <i>Surface Materials</i>, page 487.</p>

Options	Price	Required to Specify
<b>Surface Materials</b> <ul style="list-style-type: none"> <li>• <b>Worksurface</b></li> <li>• Open Line laminate</li> </ul>	+\$64 plus cost of laminate	▶ See <i>Surface Materials Reference Manual</i> .
<ul style="list-style-type: none"> <li>• <b>Cantilevers, end panel, and end panel trim</b></li> <li>• Paint price group 1</li> <li>• Paint price group 2</li> <li>• Paint price group 3</li> </ul>	No cost +\$19 +\$31	Specify paint color number. Specify paint color number. Specify paint color number.
<b>Grommets</b>	+\$34 each	Back left: 99954L and color number Back right: 99954R and color number Back center: 99954C and color number Keyboard left: 99954KBL and color number Keyboard right: 99954KBR and color number Keyboard center: 99954KBC and color number ▶ See <i>Surface Materials</i> , page 487, for plastic color numbers.
<b>Support Substitutions</b> <ul style="list-style-type: none"> <li>• Clear-access end panel in place of end panel</li> <li>• Center clear-access end panel in place of end panel</li> </ul>	No cost No cost	Left: specify with 99157A. Right: specify with 99159A. Left or right: specify with 99161A.
<b>Related Products</b> <ul style="list-style-type: none"> <li>• Worksurface brackets and clamps</li> <li>• Worksurface accessories</li> <li>• Center drawer</li> <li>• Pedestals</li> <li>• Worksurface wiring and cabling</li> </ul>		▶ Page 428 ▶ Page 430 ▶ Page 430 ▶ Pages 431–435 ▶ Page 476

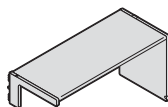
**Specification Information**

Dimensions		Style	Base
D	W	Number	Price



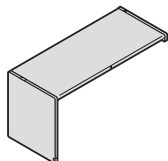
**Two Cantilevers**

25"	30"	<b>98433APCM</b>	\$1076
25"	35"	<b>98407ACCM</b>	\$ 515
25"	36"	<b>98426ACCM</b>	\$ 516
25"	42"	<b>98428ACCM</b>	\$ 530
25"	45"	<b>99107ACCM</b>	\$ 540
25"	60"	<b>99108ACCM</b>	\$ 644
25"	70"	<b>98409ACCM</b>	\$ 667
25"	75"	<b>99109ACCM</b>	\$ 667
25"	90"	<b>98439ACCM</b>	\$ 942



**Cantilever Left, End Panel Right**

25"	30"	<b>98405ACPM</b>	\$ 722
25"	35"	<b>98407ACPM</b>	\$ 727
25"	36"	<b>98426ACPM</b>	\$ 728
25"	42"	<b>98428ACPM</b>	\$ 742
25"	45"	<b>99107ACPM</b>	\$ 752
25"	60"	<b>99108ACPM</b>	\$ 856
25"	70"	<b>98409ACPM</b>	\$ 879
25"	75"	<b>99109ACPM</b>	\$ 879
25"	90"	<b>98439ACPM</b>	\$1154



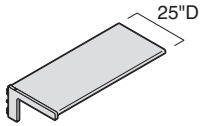
**End Panel Left, Cantilever Right**

25"	30"	<b>98405APCM</b>	\$ 722
25"	35"	<b>98407APCM</b>	\$ 727
25"	36"	<b>98426APCM</b>	\$ 728
25"	42"	<b>98428APCM</b>	\$ 742
25"	45"	<b>99107APCM</b>	\$ 752
25"	60"	<b>99108APCM</b>	\$ 856
25"	70"	<b>98409APCM</b>	\$ 879
25"	75"	<b>99109APCM</b>	\$ 879
25"	90"	<b>98439APCM</b>	\$1154

Series 9000

# 25"D Modular Worksurface Packages

SIN 711.1



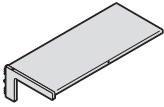
Tip: Conventional worksurfaces are now made with wood core substrates.

Standard Includes	Required to Specify
<ul style="list-style-type: none"> <li>• Worksurface: laminate</li> <li>• Cantilevers, end panel, and end panel trim: paint price group 1</li> <li>• Filler strip with "CW/WC" and "PW/WP" models only: plastic</li> <li>• Attachment bracket with "CW/WC" and "PW/WP" models only: black paint only</li> </ul>	<ol style="list-style-type: none"> <li>1 Style number</li> <li>2 Laminate color number for worksurface</li> <li>3 Paint color number for cantilevers, end panel, and end panel trim</li> <li>4 Plastic color number for filler strip, when applicable</li> <li>5 Options, if selected (see below)</li> </ol> <p>▶ See <i>Surface Materials</i>, page 487.</p>

Options	Price	Required to Specify	
<b>Surface Materials</b> <ul style="list-style-type: none"> <li>• Open Line laminate</li> </ul>	+\$64 plus cost of laminate	▶ See <i>Surface Materials Reference Manual</i> .	
<b>Cantilevers, end panel, and end panel trim</b>			
<ul style="list-style-type: none"> <li>• Paint price group 1</li> <li>• Paint price group 2</li> <li>• Paint price group 3</li> </ul>	No cost +\$19 +\$31	Specify paint color number. Specify paint color number. Specify paint color number.	
<b>Grommets</b>	+\$34 each	Back left: 99954L and color number Back right: 99954R and color number Back center: 99954C and color number Keyboard left: 99954KBL and color number Keyboard right: 99954KBR and color number Keyboard center: 99954KBC and color number ▶ See <i>Surface Materials</i> , page 487, for plastic color numbers.	
<b>Support Substitutions</b>	<ul style="list-style-type: none"> <li>• Clear-access end panel in place of end panel</li> <li>• Center clear-access end panel in place of end panel</li> </ul>	No cost No cost	Left: specify with 99157A. Right: specify with 99159A. Left or right: specify with 99161A.
<b>Related Products</b>	<ul style="list-style-type: none"> <li>• Worksurface brackets and clamps</li> <li>• Worksurface accessories</li> <li>• Center drawer</li> <li>• Pedestals</li> <li>• Worksurface wiring and cabling</li> </ul>	▶ Page 428 ▶ Page 430 ▶ Page 430 ▶ Pages 431–435 ▶ Page 476	

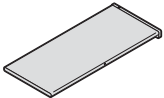
**Specification Information**

Dimensions		Style	Base
D	W	Number	Price



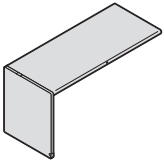
**Cantilever Left, No Support Right**

25"	30"	<b>98405ACLM</b>	\$408
25"	45"	<b>99107ACLM</b>	\$438



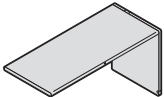
**Cantilever Right, No Support Left**

25"	30"	<b>98405ACRM</b>	\$408
25"	45"	<b>99107ACRM</b>	\$438



**End Panel Left, No Support Right**

25"	30"	<b>98405APLM</b>	\$620
25"	45"	<b>99107APLM</b>	\$650
25"	60"	<b>99108APLM</b>	\$754

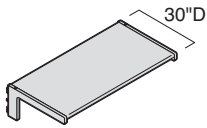


**No Support Left, End Panel Right**

25"	30"	<b>98405APRM</b>	\$620
25"	45"	<b>99107APRM</b>	\$650
25"	60"	<b>99108APRM</b>	\$754

# 30"D Worksurface Packages

SIN 711.1



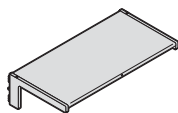
Tip: Conventional worksurfaces are now made with wood core substrates.

Standard Includes	Required to Specify
<ul style="list-style-type: none"> <li>• Worksurface: laminate</li> <li>• Cantilevers, end panel, and end panel trim: paint price group 1</li> </ul>	<ol style="list-style-type: none"> <li>1 Style number</li> <li>2 Laminate color number for worksurface</li> <li>3 Paint color number for cantilevers, end panel, and end panel trim</li> <li>4 Options, if selected (see below)</li> </ol> <p>▶ See <i>Surface Materials</i>, page 487.</p>

Options	Price	Required to Specify
<b>Surface Materials</b> <ul style="list-style-type: none"> <li>• Open Line laminate</li> </ul>	+\$64 plus cost of laminate	▶ See <i>Surface Materials Reference Manual</i> .
<b>Cantilevers, end panel, and end panel trim</b>		
<ul style="list-style-type: none"> <li>• Paint price group 1</li> <li>• Paint price group 2</li> <li>• Paint price group 3</li> </ul>	No cost +\$19 +\$31	Specify paint color number. Specify paint color number. Specify paint color number.
<b>Grommets</b>	+\$34 each	Back left: 99954L and color number Back right: 99954R and color number Back center: 99954C and color number Keyboard left: 99954KBL and color number Keyboard right: 99954KBR and color number Keyboard center: 99954KBC and color number ▶ See <i>Surface Materials</i> , page 487, for plastic color numbers.
<b>Support Substitutions</b>	<ul style="list-style-type: none"> <li>• Clear-access end panel in place of end panel: No cost</li> <li>• Center clear-access end panel in place of end panel: No cost</li> </ul>	Left: specify with 99157A. Right: specify with 99159A. Left or right: specify with 99161A.
<b>Related Products</b>	<ul style="list-style-type: none"> <li>• Worksurface brackets and clamps</li> <li>• Worksurface accessories</li> <li>• Center drawer</li> <li>• Pedestals</li> <li>• Worksurface wiring and cabling</li> </ul>	▶ Page 428 ▶ Page 430 ▶ Page 430 ▶ Pages 431–435 ▶ Page 476

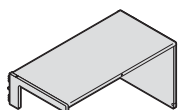
**Specification Information**

Dimensions		Style	Base
D	W	Number	Price



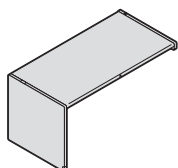
**Two Cantilevers**

30"	30"	<b>99268ACCM</b>	\$ 549
30"	45"	<b>99266ACCM</b>	\$ 567
30"	60"	<b>99213ACCM</b>	\$ 681
30"	65"	<b>99214ACCM</b>	\$ 706
30"	70"	<b>99262ACCM</b>	\$ 744
30"	75"	<b>99260ACCM</b>	\$ 761
30"	90"	<b>99052ACCM</b>	\$1048



**Cantilever Left, End Panel Right**

30"	30"	<b>99268ACPM</b>	\$ 807
30"	45"	<b>99266ACPM</b>	\$ 825
30"	60"	<b>99213ACPM</b>	\$ 939
30"	65"	<b>99214ACPM</b>	\$ 964
30"	70"	<b>99262ACPM</b>	\$1002
30"	75"	<b>99260ACPM</b>	\$1019
30"	90"	<b>99052ACPM</b>	\$1306

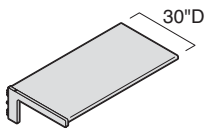


**End Panel Left, Cantilever Right**

30"	30"	<b>99268APCM</b>	\$ 807
30"	45"	<b>99266APCM</b>	\$ 825
30"	60"	<b>99213APCM</b>	\$ 939
30"	65"	<b>99214APCM</b>	\$ 964
30"	70"	<b>99262APCM</b>	\$1002
30"	75"	<b>99260APCM</b>	\$1019
30"	90"	<b>99052APCM</b>	\$1306

# 30"D Modular Worksurface Packages

SIN 711.1



Tip: Conventional worksurfaces are now made with wood core substrates.

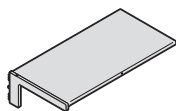
Standard Includes	Required to Specify
<ul style="list-style-type: none"> <li>• Worksurface: laminate</li> <li>• Cantilevers, end panel, and end panel trim: paint price group 1</li> <li>• Filler strip with "CW/WC" and "PW/WP" models only: plastic</li> <li>• Attachment bracket with "CW/WC" and "PW/WP" models only: black paint only</li> </ul>	<ol style="list-style-type: none"> <li>1 Style number</li> <li>2 Laminate color number for worksurface</li> <li>3 Paint color number for cantilevers, end panel, and end panel trim</li> <li>4 Plastic color number for filler strip, when applicable</li> <li>5 Options, if selected (see below)</li> </ol> <p>▶ See <i>Surface Materials</i>, page 487.</p>

Options	Price	Required to Specify
<b>Surface Materials</b> <ul style="list-style-type: none"> <li>• Open Line laminate</li> </ul>	+\$64 plus cost of laminate	▶ See <i>Surface Materials Reference Manual</i> .
<b>Cantilevers, end panel, and end panel trim</b>		
<ul style="list-style-type: none"> <li>• Paint price group 1</li> <li>• Paint price group 2</li> <li>• Paint price group 3</li> </ul>	No cost +\$19 +\$31	Specify paint color number. Specify paint color number. Specify paint color number.
<b>Grommets</b>	+\$34 each	Back left: 99954L and color number Back right: 99954R and color number Back center: 99954C and color number Keyboard left: 99954KBL and color number Keyboard right: 99954KBR and color number Keyboard center: 99954KBC and color number ▶ See <i>Surface Materials</i> , page 487, for plastic color numbers.
<b>Support Substitutions</b> <ul style="list-style-type: none"> <li>• Clear-access end panel in place of end panel</li> <li>• Center clear-access end panel in place of end panel</li> </ul>	No cost No cost	Left: specify with 99163A. Right: specify with 99165A. Left or right: specify with 99167A.
<b>Related Products</b> <ul style="list-style-type: none"> <li>• Worksurface brackets and clamps</li> <li>• Worksurface accessories</li> <li>• Center drawer</li> <li>• Pedestals</li> <li>• Worksurface wiring and cabling</li> </ul>		▶ Page 428 ▶ Page 430 ▶ Page 430 ▶ Pages 431–435 ▶ Page 476



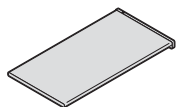
**Specification Information**

Dimensions		Style Number	Base Price
D	W		



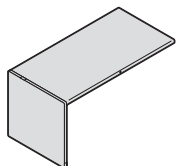
**Cantilever Left, No Support Right**

30"	30"	<b>99268ACLM</b>	\$441
30"	45"	<b>99266ACLM</b>	\$459
30"	60"	<b>99213ACLM</b>	\$573



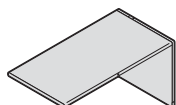
**No Support Left, Cantilever Right**

30"	30"	<b>99268ACRM</b>	\$441
30"	45"	<b>99266ACRM</b>	\$459
30"	60"	<b>99213ACRM</b>	\$573



**End Panel Left, No Support Right**

30"	30"	<b>99268APLM</b>	\$699
30"	45"	<b>99266APLM</b>	\$717
30"	60"	<b>99213APLM</b>	\$831

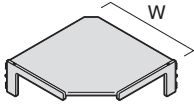


**No Support Left, End Panel Right**

30"	30"	<b>99268APRM</b>	\$699
30"	45"	<b>99266APRM</b>	\$717
30"	60"	<b>99213APRM</b>	\$831

# Corner Worksurface Packages

SIN 711.1



Standard Includes	Required to Specify
<ul style="list-style-type: none"> <li>• Worksurface: laminate</li> <li>• Left- and right-hand cantilevers and cantilever trim: all paint price groups</li> <li>• Rear attachment bracket</li> </ul>	<ol style="list-style-type: none"> <li>1 Style number</li> <li>2 Laminate color number for worksurface</li> <li>3 Paint color number for cantilevers and cantilever trim</li> <li>4 Options, if selected (see below)</li> </ol> <p>▶ See <i>Surface Materials</i>, page 487.</p>

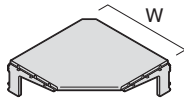
Options	Price	Required to Specify
<b>Surface Materials</b> <b>Worksurface</b> <ul style="list-style-type: none"> <li>• Open Line laminate</li> </ul>	+\$64 plus cost of laminate	▶ See <i>Surface Materials Reference Manual</i> .
<b>Grommets</b>	+\$34 each	Back center: 99954C and color number Keyboard center: 99954KBC and color number ▶ See <i>Surface Materials</i> , page 487, for plastic color numbers.

Specification Information					
• Dimensions	• Front	• Cartons	• Style	• Base	
D    W	Edge	Shipped	Number	Price	
25"    30"	5 <sup>5</sup> / <sub>8</sub> "	3	<b>98864CC</b>	\$625	
25"    42"	22 <sup>5</sup> / <sub>8</sub> "	3	<b>98865CC</b>	\$821	
25"    45"	27"	3	<b>98898CC</b>	\$868	
30"    45"	19 <sup>3</sup> / <sub>4</sub> "	3	<b>98867CC</b>	\$837	
⋮	⋮	⋮	⋮	⋮	

# Modular Corner Worksurface Packages

With Shared Cantilevers

SIN 711.1



Standard Includes	Required to Specify
<ul style="list-style-type: none"> <li>• Worksurface: laminate</li> <li>• Two shared cantilevers: all paint price groups</li> <li>• Two reveal strips: plastic</li> <li>• Rear attachment bracket</li> </ul>	<ol style="list-style-type: none"> <li>1 Style number</li> <li>2 Laminate color number for worksurface</li> <li>3 Paint color number for shared cantilevers</li> <li>4 Plastic color number for filler strip (reveal)</li> <li>5 Options, if selected (see below)</li> </ol> <p>▶ See <i>Surface Materials</i>, page 487.</p>

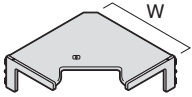
Options	Price	Required to Specify
<b>Surface Materials</b> <ul style="list-style-type: none"> <li>• Open Line laminate</li> </ul>	+\$64 plus the cost of laminate	▶ See <i>Surface Materials Reference Manual</i> .
<b>Grommets</b>	+\$34 each	Back center: 99954C and color number Keyboard center: 99954KBC and color number ▶ See <i>Surface Materials</i> , page 487, for plastic color numbers.

Specification Information					
• Dimensions	• Front	• Cartons	• Style	• Base	
D      W	Edge	Shipped	Number	Price	
25"    35"	14 1/4"	2	<b>99988CC</b>	\$ 747	
25"    36"	15 5/8"	2	<b>99989CC</b>	\$ 759	
25"    42"	24 1/8"	2	<b>99991CC</b>	\$ 927	
25"    45"	28 1/2"	2	<b>99992CC</b>	\$ 974	
30"    42"	17 1/8"	2	<b>99990CC</b>	\$ 832	
30"    45"	21 1/4"	2	<b>99993CC</b>	\$1003	
:	:	:	:	:	:

# Modular Corner Worksurface Package

With Shared Cantilevers and Keyboard Cutout

SIN 711.1



Standard Includes	Required to Specify
<ul style="list-style-type: none"> <li>• Worksurface with keyboard cutout: laminate</li> <li>• Worksurface front edge: plastic</li> <li>• Two shared cantilevers: all paint price groups</li> <li>• Grommet 99954KBC: black plastic</li> <li>• Two reveal strips: plastic</li> <li>• Rear attachment bracket</li> </ul>	<ol style="list-style-type: none"> <li>1 Style number</li> <li>2 Laminate color number for worksurface</li> <li>3 Plastic color number for front edge</li> <li>4 Paint color number for shared cantilevers</li> <li>5 Plastic color number for filler strip (reveal)</li> <li>6 Options, if selected (see below)</li> </ol> <p>▶ See <i>Surface Materials</i>, page 487.</p>

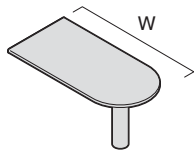
Options	Price	Required to Specify
<b>Surface Materials</b> <ul style="list-style-type: none"> <li>• <b>Worksurface</b> Open Line laminate</li> </ul>	+\$64 plus the cost of laminate	▶ See <i>Surface Materials Reference Manual</i> .
<b>Grommets</b>	+\$34 each	Back center: 99954C and color number ▶ See <i>Surface Materials</i> , page 487, for plastic color numbers.

Specification Information				
• Dimensions	• Front	• Style	• Base	• Base
D	W	Edge	Number	Price
25"	45"	28½"	<b>99992RCC</b>	\$1038
.	.	.	.	.
.	.	.	.	.

# Radius-End Worksurfaces

Panel Supported

SIN 711.1



Standard Includes	Required to Specify
<ul style="list-style-type: none"> <li>• Worksurface: laminate</li> <li>• Worksurface edge: plastic</li> <li>• Height-adjustable column support: all paint price groups</li> <li>• Attachment brackets: black paint only</li> <li>• Radius edge with self edge at panel attachment</li> </ul>	<ol style="list-style-type: none"> <li>1 Style number</li> <li>2 Laminate color number for worksurface</li> <li>3 Plastic color number for worksurface edge</li> <li>4 Paint color number for column support</li> <li>5 Options, if selected (see below)</li> </ol> <p>▶ See <i>Surface Materials</i>, page 487.</p>

Options	Price	Required to Specify
<b>Surface Materials</b> <b>Worksurface</b> <ul style="list-style-type: none"> <li>• Open Line laminate</li> </ul>	+\$ 64 plus cost of laminate	▶ See <i>Surface Materials Reference Manual</i> .
<b>Column support</b> <ul style="list-style-type: none"> <li>• Polished Chrome</li> </ul>	+\$106	Specify with 9201 Polished Chrome column.

### Specification Information

Dimensions		Cartons Shipped	Style Number	Base Price
D	W			
:	:	:	:	:

#### 30"D Radius-End Worksurfaces

30"	60"	2	<b>8560309</b>	\$1149
30"	65"	2	<b>8565309</b>	\$1174
30"	70"	2	<b>8570309</b>	\$1203
:	:	:	:	:

#### 35"D Radius-End Worksurface

35"	70"	2	<b>8570359</b>	\$1266
:	:	:	:	:

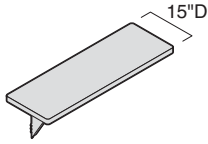
#### 36"D Radius-End Worksurface

36"	70"	2	<b>8570369</b>	\$1281
:	:	:	:	:

Series 9000

# Transaction Worksurfaces

SIN 711.1



Standard Includes	Required to Specify
<ul style="list-style-type: none"> <li>• Worksurface: laminate</li> <li>• Worksurface edge: plastic</li> <li>• Support brackets for use with enhanced panel top caps: all paint price groups</li> </ul>	<ol style="list-style-type: none"> <li>1 Style number</li> <li>2 Laminate color number for worksurface</li> <li>3 Plastic color number for worksurface edge</li> <li>4 Paint color number for support brackets</li> <li>5 Options, if selected (see below)</li> </ol> <p>▶ See <i>Surface Materials</i>, page 487.</p>

Options	Price	Required to Specify
<b>Surface Materials</b> <b>Worksurface</b> <ul style="list-style-type: none"> <li>• Open Line laminate</li> </ul>	+\$64 plus cost of laminate	▶ See <i>Surface Materials Reference Manual</i> .

## Specification Information

Dimensions	Style	Base
D    W	Number	Price

### Straight Transaction Worksurfaces

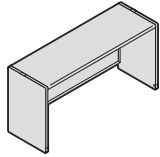
15"	25"	<b>9TT2515</b>	\$232
15"	30"	<b>9TT3015</b>	\$256
15"	35"	<b>9TT3515</b>	\$274
15"	36"	<b>9TT3615</b>	\$274
15"	42"	<b>9TT4215</b>	\$315
15"	45"	<b>9TT4515</b>	\$315
15"	60"	<b>9TT6015</b>	\$381
15"	70"	<b>9TT7015</b>	\$422
:	:	:	:

# 20"D Freestanding Desks without Pedestals

20"D Freestanding Desks  
without Pedestals

With Full-Height Flush Back Panel

SIN 711.1



*Tip: Conventional worksurfaces are now made with wood core substrates.*

Standard Includes	Required to Specify
-------------------	---------------------

- |   |   |
|---|---|
| <ul style="list-style-type: none"> <li>• Worksurface: laminate</li> <li>• End panels, back panel, and end panel trim: paint price group 1</li> <li>• 29<sup>3</sup>/<sub>4</sub>"H worksurface</li> <li>• Shipped knocked down</li> </ul> | <ol style="list-style-type: none"> <li>1 Style number</li> <li>2 Laminate color number for worksurface</li> <li>3 Paint color number for end panels, back panel, and end panel trim</li> <li>4 Options, if selected (see below)</li> </ol> <p>▶ See <i>Surface Materials</i>, page 487.</p> |
|---|---|

Options	Price	Required to Specify
---------	-------	---------------------

<b>Surface Materials</b>	<b>Worksurface</b> <ul style="list-style-type: none"> <li>• Open Line laminate</li> </ul>	+\$ 64 plus cost of laminate	▶ See <i>Surface Materials Reference Manual</i> .
	<b>Desk</b> <ul style="list-style-type: none"> <li>• Paint price group 1</li> <li>• Paint price group 2</li> <li>• Paint price group 3</li> </ul>	No cost +\$ 65 +\$108	Specify paint color number. Specify paint color number. Specify paint color number.
<b>Grommets</b>		+\$ 34 each	Back left: 99954L and color number Back right: 99954R and color number Back center: 99954C and color number Keyboard left: 99954KBL and color number Keyboard right: 99954KBR and color number Keyboard center: 99954KBC and color number ▶ See <i>Surface Materials</i> , page 487, for plastic color numbers.
<b>Worksurface Height</b>	<ul style="list-style-type: none"> <li>• 28<sup>3</sup>/<sub>4</sub>"H</li> <li>• 27<sup>1</sup>/<sub>4</sub>"H</li> </ul>	No cost No cost	Specify with 28 <sup>3</sup> / <sub>4</sub> " height. Specify with 27 <sup>1</sup> / <sub>4</sub> " height.
<b>Side Attachment</b>	<ul style="list-style-type: none"> <li>• Left (right) end panel omitted; side-attachment brackets included</li> </ul>	-\$256	Specify omit left (right) end panel; add side-attachment brackets.
<b>Related Products</b>	<ul style="list-style-type: none"> <li>• Worksurface brackets and clamps</li> <li>• Worksurface accessories</li> <li>• Pedestals</li> <li>• Worksurface wiring and cabling</li> </ul>		▶ Page 428 ▶ Page 430 ▶ Pages 431–435 ▶ Page 476

### Specification Information

• Dimensions			• Knee-space Width	• Style Number	• Base Price
D	W	H			

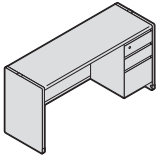
#### With Full-Height Flush Back Panel

20"	45"	30"	42 <sup>3</sup> / <sub>4</sub> "	<b>9213ALM</b>	\$1140
20"	60"	30"	57 <sup>3</sup> / <sub>4</sub> "	<b>9217ALM</b>	\$1214
20"	70"	30"	67 <sup>3</sup> / <sub>4</sub> "	<b>9221ALM</b>	\$1250
.	.	.	.	.	.

# 20"D Freestanding Desks, Single Pedestal

With Full-Height Flush Back Panel

SIN 711.1



Tip: Legal-size file folders cannot be filed in 20"D nominal depth pedestals.

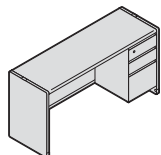
Tip: Conventional worksurfaces are now made with wood core substrates.

Standard Includes		Required to Specify	
<ul style="list-style-type: none"> <li>• Worksurface: laminate</li> <li>• End panels, back panel, end panel trim, and pedestal: paint price group 1</li> <li>• Pedestal lock face ring with plastic plug to accommodate lock cylinder: 9201 Polished Chrome</li> <li>• 29<sup>3</sup>/<sub>4</sub>"H worksurface</li> <li>• Pedestal face lock keyed random: 9201 Polished Chrome</li> <li>• Pedestal located at right</li> <li>• Full drawer interiors: black only               <ul style="list-style-type: none"> <li>—One pencil tray and two box drawer dividers per box/file or box/box/file pedestal</li> </ul> </li> <li>• Shipped knocked down</li> </ul>		<ol style="list-style-type: none"> <li>1 Style number</li> <li>2 Laminate color number for worksurface</li> <li>3 Paint color number for end panels, back panel, end panel trim, and pedestal</li> <li>4 Options, if selected (see below)</li> </ol> <p>▶ See <i>Surface Materials</i>, page 487.</p>	
Options	Price	Required to Specify	
<b>Surface Materials</b>	<b>Worksurface</b> <ul style="list-style-type: none"> <li>• Open Line laminate</li> </ul>	+\$ 64 plus cost of laminate	▶ See <i>Surface Materials Reference Manual</i> .
	<b>Desk</b> <ul style="list-style-type: none"> <li>• Paint price group 1</li> <li>• Paint price group 2</li> <li>• Paint price group 3</li> </ul>	No cost +\$106 +\$178	Specify paint color number. Specify paint color number. Specify paint color number.
<b>Drawer Accessories</b>	<b>Rails</b> <ul style="list-style-type: none"> <li>• Two side-to-side hanging file rails per file drawer</li> </ul>	No cost	Specify with rails.
<b>Lock and Keying</b>	<b>Pedestal face lock</b> <ul style="list-style-type: none"> <li>• Ember Chrome</li> </ul>	No cost	Specify with 9250 Ember Chrome lock.
	<b>Individual locking drawers</b> <ul style="list-style-type: none"> <li>• File/file pedestals only</li> </ul>	+\$120	Specify with individual drawer lock.
	<b>Keying</b> <ul style="list-style-type: none"> <li>• Factory- and field-installed keying</li> </ul>		▶ Page 504
<b>Grommets</b>		+\$ 34 each	Back left: 99954L and color number Back right: 99954R and color number Back center: 99954C and color number Keyboard left: 99954KBL and color number Keyboard right: 99954KBR and color number Keyboard center: 99954KBC and color number ▶ See <i>Surface Materials</i> , page 487, for plastic color numbers.
<b>Pedestal</b>	<b>Substitutions for desks with full-height back panel</b> <ul style="list-style-type: none"> <li>• File, file</li> </ul>	No cost	Specify with 9U893.
	<b>Location</b> <ul style="list-style-type: none"> <li>• Left</li> </ul>	No cost	Specify with pedestals left.
<b>Worksurface Height</b>	<ul style="list-style-type: none"> <li>• 28<sup>3</sup>/<sub>4</sub>"H</li> <li>• 27<sup>1</sup>/<sub>4</sub>"H</li> </ul>	No cost No cost	Specify with 28 <sup>3</sup> / <sub>4</sub> " height. Specify with 27 <sup>1</sup> / <sub>4</sub> " height.
<b>Side Attachment</b>	<ul style="list-style-type: none"> <li>• Left (right) end panel omitted; side-attachment brackets included</li> </ul>	-\$256	Specify omit left (right) end panel; add side-attachment brackets.
<b>Related Products</b>	<ul style="list-style-type: none"> <li>• Worksurface brackets and clamps</li> <li>• Worksurface accessories</li> <li>• Storage brackets and storage accessories</li> <li>• Worksurface wiring and cabling</li> </ul>		▶ Page 428 ▶ Page 430 ▶ Page 438 ▶ Page 476



**Specification Information**

Dimensions			Knee-space Width	Style Number	Base Price
D	W	H			



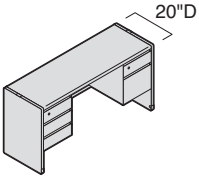
**With Full-Height Flush Back Panel**

20	45"	30"	27 <sup>3</sup> / <sub>4</sub> "	<b>9213TLM</b>	\$1806
20"	60"	30"	42 <sup>3</sup> / <sub>8</sub> "	<b>9217TLM</b>	\$1880
20"	70"	30"	52 <sup>3</sup> / <sub>4</sub> "	<b>9221TLM</b>	\$1916
.	.	.	.	.	.

# 20"D Freestanding Desks, Double Pedestal

With Full-Height Flush Back Panel

SIN 711.1



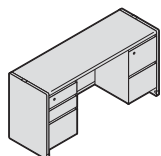
Tip: Legal-size file folders cannot be filed in 20"D nominal depth pedestals.

Tip: Conventional worksurfaces are now made with wood core substrates.

Standard Includes		Required to Specify	
<ul style="list-style-type: none"> <li>• Worksurface: laminate</li> <li>• End panels, back panel, end panel trim, and two pedestals: paint price group 1</li> <li>• Pedestal lock face ring with plastic plug to accommodate lock cylinder: 9201 Polished Chrome</li> <li>• 29<sup>3</sup>/<sub>4</sub>"H worksurface</li> <li>• Pedestal face locks, keyed random: 9201 Polished Chrome</li> <li>• Pedestal located at left and right</li> <li>• Full drawer interiors: black only               <ul style="list-style-type: none"> <li>—One pencil tray and two box drawer dividers per box/box/file pedestal</li> </ul> </li> <li>• Shipped knocked down</li> </ul>		<ol style="list-style-type: none"> <li>1 Style number</li> <li>2 Laminate color number for worksurface</li> <li>3 Paint color number for end panels, back panel, end panel trim, and pedestals</li> <li>4 Options, if selected (see below)               <ul style="list-style-type: none"> <li>▶ See <i>Surface Materials</i>, page 487.</li> </ul> </li> </ol>	
Options		Price	Required to Specify
<b>Surface Materials</b>	<b>Worksurface</b>		
	• Open Line laminate	+\$ 64 plus cost of laminate	▶ See <i>Surface Materials Reference Manual</i> .
	<b>Desk</b>		
	• Paint price group 1	No cost	Specify paint color number.
	• Paint price group 2	+\$147	Specify paint color number.
	• Paint price group 3	+\$248	Specify paint color number.
<b>Drawer Accessories</b>	<b>Rails</b>		
	• Two side-to-side hanging file rails per file drawer	No cost	Specify <i>with rails</i> .
<b>Lock and Keying</b>	<b>Pedestal face lock</b>		
	• Ember Chrome	No cost	Specify <i>with 9250 Ember Chrome lock</i> .
	<b>Individual locking drawers</b>		
	• File/file pedestals only	+\$120	Specify <i>with individual drawer lock</i> .
	<b>Keying</b>		
	• Factory- and field-installed keying		▶ Page 504
<b>Grommets</b>		+\$ 34 each	Back left: 99954L and color number Back right: 99954R and color number Back center: 99954C and color number Keyboard left: 99954KBL and color number Keyboard right: 99954KBR and color number Keyboard center: 99954KBC and color number ▶ See <i>Surface Materials</i> , page 487, for plastic color numbers.
<b>Pedestals</b>	<b>Substitutions for desks with full-height back panel</b>		
	• File, file	No cost	Specify <i>with 9U893</i> and location.
	• Box, box, file	No cost	Specify <i>with 9U881</i> and location.
	<b>Location</b>		
	• Both left (right)	No cost	Specify <i>with all pedestals left (right)</i> .
<b>Worksurface Height</b>	• 28 <sup>3</sup> / <sub>4</sub> "H	No cost	Specify <i>with 28<sup>3</sup>/<sub>4</sub>" height</i> .
	• 27 <sup>1</sup> / <sub>4</sub> "H	No cost	Specify <i>with 27<sup>1</sup>/<sub>4</sub>" height</i> .
<b>Side Attachment</b>	• Left (right) end panel omitted; side-attachment brackets included	-\$256	Specify <i>omit left (right) end panel; add side-attachment brackets</i> .
<b>Related Products</b>	• Worksurface brackets and clamps		▶ Page 428
	• Worksurface accessories		▶ Page 430
	• Storage brackets and storage accessories		▶ Page 438
	• Worksurface wiring and cabling		▶ Page 476

**Specification Information**

• Dimensions			• Knee-	• Style	• Base
D	W	H	space	Number	Price
			Width		



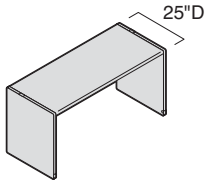
**With Full-Height Flush Back Panel**

20"	60"	30"	27 <sup>3</sup> / <sub>4</sub> "	<b>9217ULM</b>	\$2613
20"	70"	30"	37 <sup>3</sup> / <sub>4</sub> "	<b>9221ULM</b>	\$2649

# 25"D Freestanding Desks without Pedestals

With 3/4- or Full-Height Flush Back Panel

SIN 711.1



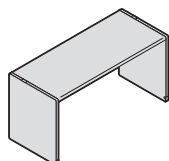
Tip: Conventional worksurfaces are now made with wood core substrates.

Standard Includes	Required to Specify
<ul style="list-style-type: none"> <li>• Worksurface: laminate</li> <li>• End panels, back panel, and end panel trim: paint price group 1</li> <li>• 29 3/4"H worksurface</li> <li>• Shipped knocked down</li> </ul>	<ol style="list-style-type: none"> <li>1 Style number</li> <li>2 Laminate color number for worksurface</li> <li>3 Paint color number for end panels, back panel, and end panel trim</li> <li>4 Options, if selected (see below)</li> </ol> <p>▶ See <i>Surface Materials</i>, page 487.</p>

Options	Price	Required to Specify
<b>Surface Materials</b> <ul style="list-style-type: none"> <li>• Open Line laminate</li> </ul>	+\$ 64 plus cost of laminate	▶ See <i>Surface Materials Reference Manual</i>
<b>Desk</b> <ul style="list-style-type: none"> <li>• Paint price group 1</li> <li>• Paint price group 2</li> <li>• Paint price group 3</li> </ul>	No cost +\$ 65 +\$108	Specify paint color number. Specify paint color number. Specify paint color number.
<b>Grommets</b>	-\$ 34 each	Back left: 99954L and color number Back right: 99954R and color number Back center: 99954C and color number Keyboard left: 99954KBL and color number Keyboard right: 99954KBR and color number Keyboard center: 99954KBC and color number ▶ See <i>Surface Materials</i> , page 487, for plastic color numbers.
<b>Clear-Access End Panel</b>	No cost	Left: with 99157A Right: with 99159A Center: with 99161A
<b>Center Drawer</b>	+\$165	Specify with 99409 center drawer.
<b>Worksurface Height</b> <ul style="list-style-type: none"> <li>• 28 3/4"H</li> <li>• 27 1/4"H</li> <li>• 26 1/4"H (not available with full-height back panel)</li> </ul>	No cost No cost No cost	Specify with 28 3/4" height. Specify with 27 1/4" height. Specify with 26 1/4" height.
<b>Side Attachment</b> <ul style="list-style-type: none"> <li>• Left (right) end panel omitted; side-attachment brackets included</li> </ul>	-\$258	Specify omit left (right) end panel; add side-attachment brackets.
<b>Related Products</b> <ul style="list-style-type: none"> <li>• Worksurface brackets and clamps</li> <li>• Worksurface accessories</li> <li>• Pedestals</li> <li>• Worksurface wiring and cabling</li> </ul>		▶ Page 428 ▶ Page 430 ▶ Pages 431–435 ▶ Page 476

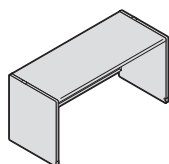
**Specification Information**

• Dimensions			• Knee- space Width	• Style Number	• Base Price
D	W	H			



**With 3/4-Height Flush Back Panel**

25"	30"	30"	27 <sup>3</sup> / <sub>4</sub> "	<b>9031AM</b>	\$1115
25"	45"	30"	42 <sup>3</sup> / <sub>4</sub> "	<b>9035AM</b>	\$1163
25"	60"	30"	57 <sup>3</sup> / <sub>4</sub> "	<b>9039AM</b>	\$1277
25"	70"	30"	67 <sup>3</sup> / <sub>4</sub> "	<b>9047AM</b>	\$1314
25"	75"	30"	72 <sup>3</sup> / <sub>4</sub> "	<b>9043AM</b>	\$1321
25"	90"	30"	87 <sup>3</sup> / <sub>4</sub> "	<b>9082AM</b>	\$1440



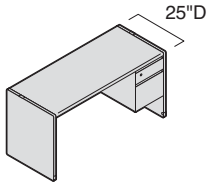
**With Full-Height Flush Back Panel**

25"	30"	30"	27 <sup>3</sup> / <sub>4</sub> "	<b>9231AM</b>	\$1125
25"	45"	30"	42 <sup>3</sup> / <sub>4</sub> "	<b>9235AM</b>	\$1173
25"	60"	30"	57 <sup>3</sup> / <sub>4</sub> "	<b>9239AM</b>	\$1322
25"	70"	30"	67 <sup>3</sup> / <sub>4</sub> "	<b>9247AM</b>	\$1364
25"	75"	30"	72 <sup>3</sup> / <sub>4</sub> "	<b>9243AM</b>	\$1376
25"	90"	30"	87 <sup>3</sup> / <sub>4</sub> "	<b>9282AM</b>	\$1493

# 25"D Freestanding Desks, Single Pedestal

With 3/4- or Full-Height Flush Back Panel

SIN 711.1



Tip: Conventional worksurfaces are now made with wood core substrates.

Standard Includes	Required to Specify
<ul style="list-style-type: none"> <li>• Worksurface: laminate</li> <li>• End panels, back panel, end panel trim, and pedestal: paint price group 1</li> <li>• Pedestal lock face ring with plastic plug to accommodate lock cylinder: 9201 Polished Chrome</li> <li>• 29 3/4"H worksurface</li> <li>• Pedestal face lock keyed random: 9201 Polished Chrome</li> <li>• Pedestal located at right</li> <li>• Full drawer interiors: black only               <ul style="list-style-type: none"> <li>— Full-depth drawer bodies</li> <li>— Full-extension drawer suspensions</li> <li>— One pencil tray per box/file or box/box/file pedestal, and box drawer dividers</li> </ul> </li> <li>• Shipped knocked down</li> </ul>	<ol style="list-style-type: none"> <li>1 Style number</li> <li>2 Laminate color number for worksurface</li> <li>3 Paint color number for end panels, back panel, end panel trim, and pedestal</li> <li>4 Options, if selected (see below)</li> </ol> <p>▶ See <i>Surface Materials</i>, page 487.</p>

Options	Price	Required to Specify
<b>Surface Materials</b> <ul style="list-style-type: none"> <li>• Open Line laminate</li> </ul>	+\$ 64 plus cost of laminate	▶ See <i>Surface Materials Reference Manual</i> .
<b>Desk</b> <ul style="list-style-type: none"> <li>• Paint price group 1</li> <li>• Paint price group 2</li> <li>• Paint price group 3</li> </ul>	No cost +\$106 +\$178	Specify paint color number. Specify paint color number. Specify paint color number.
<b>Lock and Keying</b> <ul style="list-style-type: none"> <li>• Ember Chrome</li> </ul>	No cost	Specify with 9250 Ember Chrome lock.
<b>Individual locking drawers</b> <ul style="list-style-type: none"> <li>• File/file pedestals only</li> </ul>	+\$120	Specify with individual drawer lock.
<b>Keying</b> <ul style="list-style-type: none"> <li>• Factory- and field-installed keying</li> </ul>		▶ Page 504
<b>Grommets</b>	+\$ 34 each	Back left: 99954L and color number Back right: 99954R and color number Back center: 99954C and color number Keyboard left: 99954KBL and color number Keyboard right: 99954KBR and color number Keyboard center: 99954KBC and color number ▶ See <i>Surface Materials</i> , page 487, for plastic color numbers.
<b>Clear-Access End Panel</b> <ul style="list-style-type: none"> <li>• Available on non-pedestal side only</li> </ul>	No cost	Left: with 99157A Right: with 99159A Center: with 99161A
<b>Back Panel</b> <ul style="list-style-type: none"> <li>• 30"W</li> <li>• 45"W</li> <li>• 60"W</li> <li>• 70"W</li> <li>• 75"W</li> <li>• 90"W</li> </ul>	+\$ 10 +\$ 10 +\$ 45 +\$ 50 +\$ 55 +\$ 53	<b>Substitutions of full-height back panel on desks with 3/4-height back panel</b> Specify with 99169 back panel. Specify with 99171 back panel. Specify with 99172 back panel. Specify with 99174 back panel. Specify with 99175 back panel. Specify with 99178 back panel.
<b>Pedestal</b> <ul style="list-style-type: none"> <li>• File, file</li> </ul>	No cost	Specify with 9U223.
<b>Location</b> <ul style="list-style-type: none"> <li>• Left</li> </ul>	No cost	Specify with pedestals left.
<b>Center Drawer</b> <ul style="list-style-type: none"> <li>• Available on 45"W or wider desks only</li> </ul>	+\$165	Specify with 99409 center drawer.

▶ Options, continued on next page

SIN 711.1

► Options, continued from previous page

	Options	Price	Required to Specify
<b>Worksurface Height</b>	<ul style="list-style-type: none"> <li>• 28¾"H</li> <li>• 27¼"H</li> <li>• 26¼"H (not available with full-height back panel)</li> </ul>	No cost No cost No cost	Specify with 28¾" height. Specify with 27¼" height. Specify with 26¼" height.
<b>Side Attachment</b>	<ul style="list-style-type: none"> <li>• Left (right) end panel omitted; side-attachment brackets included</li> </ul>	-\$258	Specify omit left (right) end panel; add side-attachment brackets.
<b>Related Products</b>	<ul style="list-style-type: none"> <li>• Worksurface brackets and clamps</li> <li>• Worksurface accessories</li> <li>• Storage brackets and storage accessories</li> <li>• Worksurface wiring and cabling</li> </ul>		► Page 428 ► Page 430 ► Page 438 ► Page 476

Specification Information

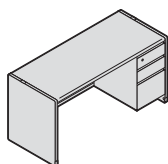
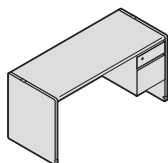
Dimensions			Knee-space Width	Style Number	Base Price
D	W	H			

With ¾-Height Flush Back Panel

25"	30"	30"	12¾"	<b>9031BM</b>	\$1570
25"	45"	30"	27¾"	<b>9035BM</b>	\$1618
25"	60"	30"	42¾"	<b>9039BM</b>	\$1732
25"	70"	30"	52¾"	<b>9047BM</b>	\$1769
25"	75"	30"	57¾"	<b>9043BM</b>	\$1776
25"	90"	30"	72¾"	<b>9082BM</b>	\$1895

With Full-Height Flush Back Panel

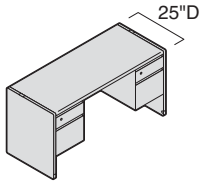
25"	30"	30"	12¾"	<b>9231BM</b>	\$1791
25"	45"	30"	27¾"	<b>9235BM</b>	\$1839
25"	60"	30"	42¾"	<b>9239BM</b>	\$1988
25"	70"	30"	52¾"	<b>9247BM</b>	\$2030
25"	75"	30"	57¾"	<b>9243BM</b>	\$2042
25"	90"	30"	72¾"	<b>9282BM</b>	\$2159



# 25"D Freestanding Desks, Double Pedestal

With ¾- or Full-Height Flush Back Panel

SIN 711.1



Tip: Conventional worksurfaces are now made with wood core substrates.

Standard Includes		Required to Specify	
<ul style="list-style-type: none"> <li>• Worksurface: laminate</li> <li>• End panels, back panel, end panel trim, and two pedestals: paint price group 1</li> <li>• Pedestal lock face ring with plastic plug to accommodate lock cylinder: 9201 Polished Chrome</li> <li>• 29¾"H worksurface</li> <li>• Pedestal face locks, keyed random: 9201 Polished Chrome</li> <li>• Pedestal located at left and right</li> <li>• Full drawer interiors: black only               <ul style="list-style-type: none"> <li>—One pencil tray per box/file or box/box/file pedestal and box drawer dividers</li> </ul> </li> <li>• Shipped knocked down</li> </ul>		<ol style="list-style-type: none"> <li>1 Style number</li> <li>2 Laminate color number for worksurface</li> <li>3 Paint color number for end panels, back panel, end panel trim, and pedestals</li> <li>4 Options, if selected (see below)               <ul style="list-style-type: none"> <li>▶ See <i>Surface Materials</i>, page 487.</li> </ul> </li> </ol>	
Options	Price	Required to Specify	
<b>Surface Materials</b>	<b>Worksurface</b>	▶ See <i>Surface Materials Reference Manual</i> .	
	• Open Line laminate	+\$ 64 plus cost of laminate	
	<b>Desk</b>		
	• Paint price group 1	No cost	Specify paint color number.
	• Paint price group 2	+\$147	Specify paint color number.
	• Paint price group 3	+\$248	Specify paint color number.
<b>Drawer Accessories</b>	<b>Rails</b>	No cost	Specify <i>with rails</i> .
	• Two side-to-side hanging file rails per file drawer		
<b>Lock and Keying</b>	<b>Pedestal face lock</b>	No cost	Specify <i>with 9250 Ember Chrome lock</i> .
	• Ember Chrome		
	<b>Individual locking drawers</b>		
	• File/file pedestals only	+\$120	Specify <i>with individual drawer lock</i> .
	<b>Keying</b>		▶ Page 504
	• Factory- and field-installed keying		
<b>Grommets</b>		+\$ 34 each	Back left: 99954L and color number Back right: 99954R and color number Back center: 99954C and color number Keyboard left: 99954KBL and color number Keyboard right: 99954KBR and color number Keyboard center: 99954KBC and color number ▶ See <i>Surface Materials</i> , page 487, for plastic color numbers.
<b>Clear-Access End Panel</b>	• Available on non-pedestal side only	No cost	Left: <i>with 99157A</i> Right: <i>with 99159A</i> Center: <i>with 99161A</i>
<b>Back Panel</b>	<b>Substitutions of full-height back panel on desks with ¾-height back panel</b>		Specify <i>with 99172 back panel</i> . Specify <i>with 99174 back panel</i> . Specify <i>with 99175 back panel</i> .
	• 60"W	+\$ 45	
	• 70"W	+\$ 50	
	• 75"W	+\$ 55	
<b>Pedestal</b>	<b>Substitutions for desks with full-height back panel</b>		Specify <i>with 9U223</i> and location. Specify <i>with 9U224</i> and location.
	• File, file	No cost	
	• Box, box, file	No cost	
	<b>Location</b>		
	• Left	No cost	Specify <i>with pedestals left (right)</i> .

▶ Options, continued on next page



► Options, continued from previous page

Options	Price	Required to Specify
<b>Center Drawer</b>	+\$165	Specify with 99409 center drawer.
<b>Worksurface Height</b>	<ul style="list-style-type: none"> <li>• 28¾"H No cost</li> <li>• 27¼"H No cost</li> <li>• 26¼"H (not available with full-height back panel) No cost</li> </ul>	<ul style="list-style-type: none"> <li>Specify with 28¾" height.</li> <li>Specify with 27¼" height.</li> <li>Specify with 26¼" height.</li> </ul>
<b>Side Attachment</b>	• Left (right) end panel omitted; side-attachment brackets included -\$258	Specify omit left (right) end panel; add side-attachment brackets.
<b>Related Products</b>	<ul style="list-style-type: none"> <li>• Worksurface brackets and clamps</li> <li>• Worksurface accessories</li> <li>• Storage brackets and storage accessories</li> <li>• Worksurface wiring and cabling</li> </ul>	<ul style="list-style-type: none"> <li>► Page 428</li> <li>► Page 430</li> <li>► Page 438</li> <li>► Page 476</li> </ul>

Specification Information

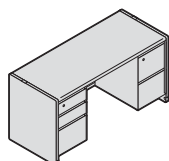
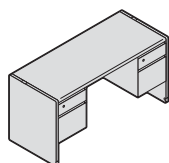
Dimensions			Knee-space Width	Style Number	Base Price
D	W	H			

With ¾-Height Flush Back Panel

25"	60"	30"	27¾"	<b>9039CM</b>	\$2254
25"	70"	30"	37¾"	<b>9047CM</b>	\$2291
25"	75"	30"	42¾"	<b>9043CM</b>	\$2298
.	.	.	.	.	.

With Full-Height Flush Back Panel

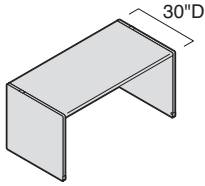
25"	60"	30"	27¾"	<b>9239CM</b>	\$2721
25"	70"	30"	37¾"	<b>9247CM</b>	\$2763
25"	75"	30"	42¾"	<b>9243CM</b>	\$2775
25"	90"	30"	57¾"	<b>9282CM</b>	\$2825
.	.	.	.	.	.



# 30"D Freestanding Desks without Pedestals

With 3/4- or Full-Height Flush Back Panel

SIN 711.1



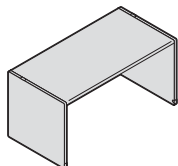
Tip: Conventional worksurfaces are now made with wood core substrates.

Standard Includes	Required to Specify
<ul style="list-style-type: none"> <li>• Worksurface: laminate</li> <li>• End panels, back panel, and end panel trim: paint price group 1 or 2</li> <li>• 29 3/4"H worksurface</li> <li>• Shipped knocked down</li> </ul>	<ol style="list-style-type: none"> <li>1 Style number</li> <li>2 Laminate color number for worksurface</li> <li>3 Paint color number for end panels, back panel, and end panel trim</li> <li>4 Options, if selected (see below)</li> </ol> <p>▶ See <i>Surface Materials</i>, page 487.</p>

Options	Price	Required to Specify
<b>Surface Materials</b> <ul style="list-style-type: none"> <li>• Open Line laminate</li> </ul>	+\$ 64 plus cost of laminate	▶ See <i>Surface Materials Reference Manual</i> .
<b>Desk</b> <ul style="list-style-type: none"> <li>• Paint price group 1</li> <li>• Paint price group 2</li> <li>• Paint price group 3</li> </ul>	No cost +\$ 65 +\$108	Specify paint color number. Specify paint color number. Specify paint color number.
<b>Grommets</b>	+\$ 34 each	Back left: 99954L and color number Back right: 99954R and color number Back center: 99954C and color number Keyboard left: 99954KBL and color number Keyboard right: 99954KBR and color number Keyboard center: 99954KBC and color number ▶ See <i>Surface Materials</i> , page 487, for plastic color numbers.
<b>Center Drawer</b>	+\$165	Specify with 99409 center drawer.
<b>Worksurface Height</b> <ul style="list-style-type: none"> <li>• 28 3/4"H</li> <li>• 27 1/4"H</li> <li>• 26 1/4"H (not available with full-height back panel)</li> </ul>	No cost No cost No cost	Specify with 28 3/4" height. Specify with 27 1/4" height. Specify with 26 1/4" height.
<b>Related Products</b> <ul style="list-style-type: none"> <li>• Worksurface brackets and clamps</li> <li>• Worksurface accessories</li> <li>• Pedestals</li> <li>• Worksurface wiring and cabling</li> </ul>		▶ Page 428 ▶ Page 430 ▶ Pages 431–435 ▶ Page 476

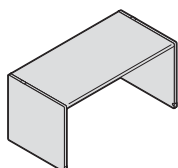
**Specification Information**

Dimensions			Knee-space Width	Style Number	Base Price
D	W	H			



**With 3/4-Height Flush Back Panel**

30"	30"	30"	27 <sup>3</sup> / <sub>4</sub> "	<b>9051AM</b>	\$1246
30"	45"	30"	42 <sup>3</sup> / <sub>4</sub> "	<b>9055AM</b>	\$1282
30"	60"	30"	57 <sup>3</sup> / <sub>4</sub> "	<b>9059AM</b>	\$1406
30"	65"	30"	62 <sup>3</sup> / <sub>4</sub> "	<b>9063AM</b>	\$1435
30"	70"	30"	67 <sup>3</sup> / <sub>4</sub> "	<b>9067AM</b>	\$1483
30"	75"	30"	72 <sup>3</sup> / <sub>4</sub> "	<b>9072AM</b>	\$1507
30"	90"	30"	87 <sup>3</sup> / <sub>4</sub> "	<b>9083AM</b>	\$1638



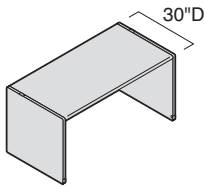
**With Full-Height Flush Back Panel**

30"	30"	30"	27 <sup>3</sup> / <sub>4</sub> "	<b>9251AM</b>	\$1256
30"	45"	30"	42 <sup>3</sup> / <sub>4</sub> "	<b>9255AM</b>	\$1292
30"	60"	30"	57 <sup>3</sup> / <sub>4</sub> "	<b>9259AM</b>	\$1451
30"	65"	30"	62 <sup>3</sup> / <sub>4</sub> "	<b>9263AM</b>	\$1489
30"	70"	30"	67 <sup>3</sup> / <sub>4</sub> "	<b>9267AM</b>	\$1533
30"	75"	30"	72 <sup>3</sup> / <sub>4</sub> "	<b>9272AM</b>	\$1562
30"	90"	30"	87 <sup>3</sup> / <sub>4</sub> "	<b>9283AM</b>	\$1691

# 30"D Freestanding Desks without Pedestals

With 3/4- or Full-Height Recessed Back Panel

SIN 711.1



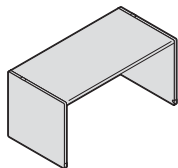
Tip: Conventional worksurfaces are now made with wood core substrates.

Standard Includes	Required to Specify
<ul style="list-style-type: none"> <li>• Worksurface: laminate</li> <li>• End panels, back panel, and end panel trim: paint price group 1</li> <li>• 29 3/4"H worksurface</li> <li>• Shipped knocked down</li> </ul>	<ol style="list-style-type: none"> <li>1 Style number</li> <li>2 Laminate color number for worksurface</li> <li>3 Paint color number for end panels, back panel, and end panel trim</li> <li>4 Options, if selected (see below)</li> </ol> <p>▶ See <i>Surface Materials</i>, page 487.</p>

Options	Price	Required to Specify
<b>Surface Materials</b> <ul style="list-style-type: none"> <li>• Open Line laminate</li> </ul>	+\$ 64 plus cost of laminate	▶ See <i>Surface Materials Reference Manual</i> .
<b>Desk</b> <ul style="list-style-type: none"> <li>• Paint price group 1</li> <li>• Paint price group 2</li> <li>• Paint price group 3</li> </ul>	No cost +\$ 65 +\$108	Specify paint color number. Specify paint color number. Specify paint color number.
<b>Grommets</b>	+\$ 34 each	Back left: 99954L and color number Back right: 99954R and color number Back center: 99954C and color number Keyboard left: 99954KBL and color number Keyboard right: 99954KBR and color number Keyboard center: 99954KBC and color number ▶ See <i>Surface Materials</i> , page 487, for plastic color numbers.
<b>Center Drawer</b>	+\$165	Specify with 99409 center drawer.
<b>Worksurface Height</b> <ul style="list-style-type: none"> <li>• 28 3/4"H</li> <li>• 27 1/4"H</li> <li>• 26 1/4"H</li> </ul>	No cost No cost No cost	Specify with 28 3/4" height. Specify with 27 1/4" height. Specify with 26 1/4" height.
<b>Related Products</b> <ul style="list-style-type: none"> <li>• Worksurface brackets and clamps</li> <li>• Worksurface accessories</li> <li>• Pedestals</li> <li>• Worksurface wiring and cabling</li> </ul>		▶ Page 428 ▶ Page 430 ▶ Pages 431–435 ▶ Page 476

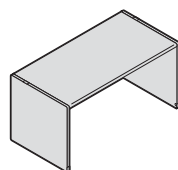
**Specification Information**

Dimensions			Knee-space Width	Style Number	Base Price
D	W	H			



**With 3/4-Height Recessed Back Panel**

30"	60"	30"	57 <sup>3</sup> / <sub>4</sub> "	<b>9059ARM</b>	\$1406
30"	65"	30"	62 <sup>3</sup> / <sub>4</sub> "	<b>9063ARM</b>	\$1435
30"	70"	30"	67 <sup>3</sup> / <sub>4</sub> "	<b>9067ARM</b>	\$1483
30"	75"	30"	72 <sup>3</sup> / <sub>4</sub> "	<b>9072ARM</b>	\$1507



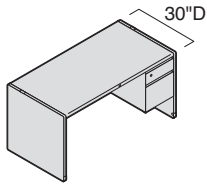
**With Full-Height Recessed Back Panel**

30"	60"	30"	57 <sup>3</sup> / <sub>4</sub> "	<b>9259ARM</b>	\$1451
30"	65"	30"	62 <sup>3</sup> / <sub>4</sub> "	<b>9263ARM</b>	\$1489
30"	70"	30"	67 <sup>3</sup> / <sub>4</sub> "	<b>9267ARM</b>	\$1533
30"	75"	30"	72 <sup>3</sup> / <sub>4</sub> "	<b>9272ARM</b>	\$1562

# 30"D Freestanding Desks, Single Pedestal

With ¾- or Full-Height Flush Back Panel

SIN 711.1



Standard pedestal:  
• Right: one box and one file drawer

Tip: Conventional worksurfaces are now made with wood core substrates.

Standard Includes		Required to Specify
<ul style="list-style-type: none"> <li>• Worksurface: laminate</li> <li>• End panels, back panel, end panel trim, and pedestal: paint price group 1</li> <li>• Pedestal lock face ring with plastic plug to accommodate lock cylinder: 9201 Polished Chrome</li> <li>• 29¾"H worksurface</li> <li>• Pedestal face lock, keyed random: 9201 Polished Chrome</li> <li>• Pedestal located at right</li> <li>• Full drawer interiors: black only               <ul style="list-style-type: none"> <li>—One pencil tray per box/file or box/box/file pedestal and box drawer dividers</li> </ul> </li> <li>• Shipped knocked down</li> </ul>		1 Style number 2 Laminate color number for worksurface 3 Paint color number for end panels, back panel, end panel trim, and pedestals 4 Options, if selected (see below) ▶ See <i>Surface Materials</i> , page 487.
Options	Price	Required to Specify
<b>Surface Materials</b>	<b>Worksurface</b>	▶ See <i>Surface Materials Reference Manual</i> .
	• Open Line laminate	+\$ 64 plus cost of laminate
	<b>Desk</b>	
	• Paint price group 1	No cost
	• Paint price group 2	+\$106
	• Paint price group 3	+\$178
<b>Drawer Accessories</b>	<b>Rails</b>	Specify <i>with rails</i> .
	• Two side-to-side hanging file rails per file drawer	No cost
<b>Lock and Keying</b>	<b>Pedestal face lock</b>	Specify <i>with 9250 Ember Chrome lock</i> .
	• Ember Chrome	No cost
	<b>Individual locking drawers</b>	Specify <i>with individual drawer lock</i> .
	• File/file pedestals only	+\$120
	<b>Keying</b>	▶ Page 504
	• Factory- and field-installed keying	
<b>Grommets</b>		Back left: 99954L and color number Back right: 99954R and color number Back center: 99954C and color number Keyboard left: 99954KBL and color number Keyboard right: 99954KBR and color number Keyboard center: 99954KBC and color number ▶ See <i>Surface Materials</i> , page 487, for plastic color numbers.
		+\$ 34 each
<b>Clear-Access End Panel</b>		Left: <i>with 99163A</i> Right: <i>with 99165A</i> Center: <i>with 99167A</i>
		No cost
<b>Back Panel</b>	<b>Substitutions of full-height back panel on desks with ¾-height back panel</b>	Specify <i>with 99171 back panel</i> . Specify <i>with 99172 back panel</i> . Specify <i>with 99173 back panel</i> . Specify <i>with 99174 back panel</i> . Specify <i>with 99175 back panel</i> . Specify <i>with 99178 back panel</i> .
	• 45"W	+\$ 10
	• 60"W	+\$ 45
	• 65"W	+\$ 54
	• 70"W	+\$ 50
	• 75"W	+\$ 55
	• 90"W	+\$ 53
<b>Pedestal</b>	<b>Substitutions for desks with full-height back panel</b>	Specify <i>with 9U947</i> .
	• File, file	No cost
	<b>Location</b>	Specify <i>with pedestals left</i> .
	• Left	No cost

▶ Options, continued on next page

SIN 711.1

► Options, continued from previous page

Options	Price	Required to Specify
<b>Center Drawer</b> • Available on 45"W or wider desks	+\$165	Specify with 99409 center drawer.
<b>Worksurface Height</b> • 28¾"H • 27¼"H • 26¼"H (not available with full-height back panel)	No cost No cost No cost	Specify with 28¾" height. Specify with 27¼" height. Specify with 26¼" height.
<b>Side Attachment</b> • Left (right) end panel omitted on desks with flush back panel only; side-attachment brackets included	-\$310	Specify omit left (right) end panel; add side-attachment brackets.
<b>Related Products</b> • Worksurface brackets and clamps • Worksurface accessories • Storage brackets and storage accessories • Worksurface wiring and cabling		► Page 428 ► Page 430 ► Page 438 ► Page 476

Specification Information

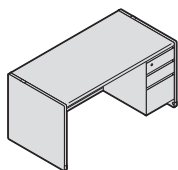
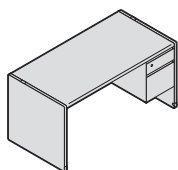
Dimensions			Knee-space Width	Style Number	Base Price
D	W	H			

With ¾-Height Flush Back Panel

30"	45"	30"	27¾"	<b>9055BM</b>	\$1761
30"	60"	30"	42¾"	<b>9059BM</b>	\$1885
30"	65"	30"	47¾"	<b>9063BM</b>	\$1914
30"	70"	30"	52¾"	<b>9067BM</b>	\$1962
30"	75"	30"	57¾"	<b>9072BM</b>	\$1986
30"	90"	30"	72¾"	<b>9083BM</b>	\$2117

With Full-Height Flush Back Panel

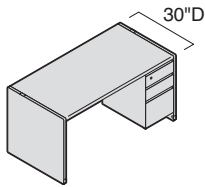
30"	45"	30"	27¾"	<b>9255BM</b>	\$2001
30"	60"	30"	42¾"	<b>9259BM</b>	\$2160
30"	65"	30"	47¾"	<b>9263BM</b>	\$2198
30"	70"	30"	52¾"	<b>9267BM</b>	\$2242
30"	75"	30"	57¾"	<b>9272BM</b>	\$2271
30"	90"	30"	72¾"	<b>9283BM</b>	\$2400



# 30"D Freestanding Desks, Single Pedestal

With  $\frac{3}{4}$ - or Full-Height Recessed Back Panel

SIN 711.1



Standard pedestal:  
• Right: two box and one file drawer

Tip: Conventional worksurfaces are now made with wood core substrates.

Standard Includes		Required to Specify	
<ul style="list-style-type: none"> <li>• Worksurface: laminate</li> <li>• End panels, back panel, end panel trim, and pedestal: paint price group 1</li> <li>• Pedestal lock face ring with plastic plug to accommodate lock cylinder: 9201 Polished Chrome</li> <li>• 29<math>\frac{3}{4}</math>"H worksurface</li> <li>• Pedestal face lock, keyed random: 9201 Polished Chrome</li> <li>• Pedestal located at right</li> <li>• Full drawer interiors: black only               <ul style="list-style-type: none"> <li>—One pencil tray per box/file or box/box/file pedestal and box drawer dividers</li> </ul> </li> <li>• Shipped knocked down</li> </ul>		1 Style number 2 Laminate color number for worksurface 3 Paint color number for end panels, back panel, end panel trim, and pedestals 4 Options, if selected (see below) ▶ See <i>Surface Materials</i> , page 487.	
Options	Price	Required to Specify	
<b>Surface Materials</b>	<b>Worksurface</b>	▶ See <i>Surface Materials Reference Manual</i> .	
	• Open Line laminate	+\$ 64 plus cost of laminate	
	<b>Desk</b>		
	• Paint price group 1	No cost	Specify paint color number.
	• Paint price group 2	+\$106	Specify paint color number.
	• Paint price group 3	+\$178	Specify paint color number.
<b>Drawer Accessories</b>	<b>Rails</b>		Specify <i>with rails</i> .
	• Two side-to-side hanging file rails per file drawer	No cost	
<b>Lock and Keying</b>	<b>Pedestal face lock</b>		Specify <i>with 9250 Ember Chrome lock</i> .
	• Ember Chrome	No cost	
	<b>Individual locking drawers</b>		Specify <i>with individual drawer lock</i> .
	• File/file pedestals only	+\$120	
	<b>Keying</b>		▶ Page 504
	• Factory- and field-installed keying		
<b>Grommets</b>		+\$ 34 each	Back left: 99954L and color number Back right: 99954R and color number Back center: 99954C and color number Keyboard left: 99954KBL and color number Keyboard right: 99954KBR and color number Keyboard center: 99954KBC and color number ▶ See <i>Surface Materials</i> , page 487, for plastic color numbers.
<b>Back Panel</b>	<b>Substitutions of full-height back panel on desks with <math>\frac{3}{4}</math>-height back panel</b>		
	• 60"W	+\$ 45	Specify <i>with 99172 back panel</i> .
	• 65"W	+\$ 54	Specify <i>with 99173 back panel</i> .
	• 70"W	+\$ 50	Specify <i>with 99174 back panel</i> .
	• 75"W	+\$ 55	Specify <i>with 99175 back panel</i> .
<b>Pedestal</b>	<b>Substitutions for desks with full-height back panel</b>		
	• File, file	No cost	Specify <i>with 9U9223</i> .
	<b>Location</b>		
	• Left	No cost	Specify <i>with pedestals left</i> .
<b>Center Drawer</b>		+\$165	Specify <i>with 99409 center drawer</i> .
<b>Worksurface Height</b>	• 28 $\frac{3}{4}$ "H	No cost	Specify <i>with 28<math>\frac{3}{4}</math>" height</i> .
	• 27 $\frac{1}{4}$ "H	No cost	Specify <i>with 27<math>\frac{1}{4}</math>" height</i> .
	• 26 $\frac{1}{4}$ "H (not available with full-height back panel)	No cost	Specify <i>with 26<math>\frac{1}{4}</math>" height</i> .

▶ Options, continued on next page

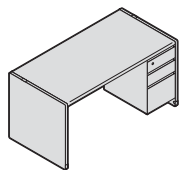


► Options, continued from previous page

Options	Price	Required to Specify
<b>Related Products</b>	<ul style="list-style-type: none"> <li>• Worksurface brackets and clamps</li> <li>• Worksurface accessories</li> <li>• Storage brackets and storage accessories</li> <li>• Worksurface wiring and cabling</li> </ul>	<ul style="list-style-type: none"> <li>► Page 428</li> <li>► Page 430</li> <li>► Page 438</li> <li>► Page 476</li> </ul>

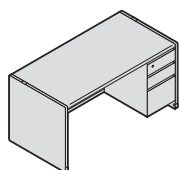
**Specification Information**

• Dimensions			• Knee-space Width	• Style Number	• Base Price
D	W	H			



**With 3/4-Height Recessed Back Panel**

30"	60"	30"	42 <sup>3</sup> / <sub>4</sub> "	<b>9059BRM</b>	\$1929
30"	65"	30"	47 <sup>3</sup> / <sub>4</sub> "	<b>9063BRM</b>	\$1958
30"	70"	30"	52 <sup>3</sup> / <sub>4</sub> "	<b>9067BRM</b>	\$2006
30"	75"	30"	57 <sup>3</sup> / <sub>4</sub> "	<b>9072BRM</b>	\$2030
:	:	:	:	:	:



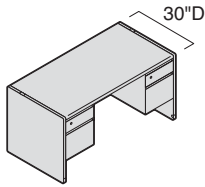
**With Full-Height Recessed Back Panel**

30"	60"	30"	42 <sup>3</sup> / <sub>4</sub> "	<b>9259BRM</b>	\$2185
30"	65"	30"	47 <sup>3</sup> / <sub>4</sub> "	<b>9263BRM</b>	\$2223
30"	70"	30"	52 <sup>3</sup> / <sub>4</sub> "	<b>9267BRM</b>	\$2267
30"	75"	30"	57 <sup>3</sup> / <sub>4</sub> "	<b>9272BRM</b>	\$2296
:	:	:	:	:	:

# 30"D Freestanding Desks, Double Pedestal

With 3/4- or Full-Height Flush Back Panel

SIN 711.1



Tip: Conventional worksurfaces are now made with wood core substrates.

Standard Includes	Required to Specify
<ul style="list-style-type: none"> <li>• Worksurface: laminate</li> <li>• End panels, back panel, end panel trim, and two pedestals: paint price group 1</li> <li>• Pedestal lock face ring with plastic plug to accommodate lock cylinder: 9201 Polished Chrome</li> <li>• 29 3/4"H worksurface</li> <li>• Pedestal face locks, keyed random: 9201 Polished Chrome</li> <li>• Pedestal located at left and right</li> <li>• Full drawer interiors: black only                             <ul style="list-style-type: none"> <li>— One pencil tray per box/file or box/box/file pedestal and box drawer dividers</li> </ul> </li> <li>• Shipped knocked down</li> </ul>	<ol style="list-style-type: none"> <li>1 Style number</li> <li>2 Laminate color number for worksurface</li> <li>3 Paint color number for end panels, back panel, end panel trim, and pedestals</li> <li>4 Options, if selected (see below)                             <ul style="list-style-type: none"> <li>▶ See <i>Surface Materials</i>, page 487.</li> </ul> </li> </ol>

Options	Price	Required to Specify
<b>Surface Materials</b> <ul style="list-style-type: none"> <li>• Open Line laminate</li> </ul>	+\$ 64 plus cost of laminate	▶ See <i>Surface Materials Reference Manual</i> .
<b>Desk</b> <ul style="list-style-type: none"> <li>• Paint price group 1</li> <li>• Paint price group 2</li> <li>• Paint price group 3</li> </ul>	No cost +\$147 +\$248	Specify paint color number. Specify paint color number. Specify paint color number.
<b>Drawer Accessories</b> <ul style="list-style-type: none"> <li>• Two side-to-side hanging file rails per file drawer</li> </ul>	No cost	Specify <i>with rails</i> .
<b>Lock and Keying</b> <ul style="list-style-type: none"> <li>• Ember Chrome</li> </ul>	No cost	Specify <i>with 9250 Ember Chrome lock</i> .
<ul style="list-style-type: none"> <li>• Individual locking drawers</li> <li>• File/file pedestals only</li> </ul>	+\$120	Specify <i>with individual drawer lock</i> .
<b>Keying</b> <ul style="list-style-type: none"> <li>• Factory- and field-installed keying</li> </ul>		▶ Page 504
<b>Grommets</b>	+\$ 34 each	Back left: 99954L and color number Back right: 99954R and color number Back center: 99954C and color number Keyboard left: 99954KBL and color number Keyboard right: 99954KBR and color number Keyboard center: 99954KBC and color number ▶ See <i>Surface Materials</i> , page 487, for plastic color numbers.
<b>Clear-Access End Panel</b>	No cost	Left: <i>with 99163A</i> Right: <i>with 99165A</i> Center: <i>with 99167A</i> and location
<b>Back Panel</b> <ul style="list-style-type: none"> <li>• 60"W</li> <li>• 65"W</li> <li>• 70"W</li> <li>• 75"W</li> <li>• 90"W</li> </ul>	+\$ 45 +\$ 54 +\$ 50 +\$ 55 +\$ 53	<b>Substitutions of full-height back panel on desks with 3/4-height back panel</b> Specify <i>with 99172 back panel</i> . Specify <i>with 99173 back panel</i> . Specify <i>with 99174 back panel</i> . Specify <i>with 99175 back panel</i> . Specify <i>with 99178 back panel</i> .
<b>Pedestal</b> <ul style="list-style-type: none"> <li>• File, file</li> <li>• Box, file</li> </ul>	No cost No cost	Specify <i>with 9U947</i> and location. Specify <i>with 9U948</i> and location.
<ul style="list-style-type: none"> <li>• Location</li> <li>• Both left (right)</li> </ul>	No cost	Specify <i>with all pedestals left (right)</i> .

▶ Options, continued on next page

► Options, continued from previous page

Options	Price	Required to Specify
<b>Center Drawer</b>	+\$165	Specify with 99409 center drawer.
<b>Worksurface Height</b>	<ul style="list-style-type: none"> <li>• 28¾"H No cost</li> <li>• 27¼"H No cost</li> <li>• 26¼"H (not available with full-height back panel) No cost</li> </ul>	<ul style="list-style-type: none"> <li>Specify with 28¾" height.</li> <li>Specify with 27¼" height.</li> <li>Specify with 26¼" height.</li> </ul>
<b>Side Attachment</b>	• Left (right) end panel omitted on desks with flush back panel only: side-attachment brackets included -\$310	Specify omit left (right) end panel; add side-attachment brackets.
<b>Related Products</b>	<ul style="list-style-type: none"> <li>• Worksurface brackets and clamps</li> <li>• Worksurface accessories</li> <li>• Storage brackets and storage accessories</li> <li>• Worksurface wiring and cabling</li> </ul>	<ul style="list-style-type: none"> <li>► Page 428</li> <li>► Page 430</li> <li>► Page 438</li> <li>► Page 476</li> </ul>

Specification Information

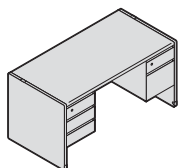
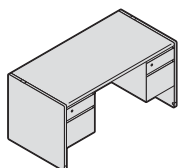
Dimensions			Knee-space Width	Style Number	Base Price
D	W	H			

With ¾-Height Flush Back Panel

30"	60"	30"	27¾"	<b>9059CM</b>	\$2431
30"	65"	30"	32¾"	<b>9063CM</b>	\$2460
30"	70"	30"	37¾"	<b>9067CM</b>	\$2508
30"	75"	30"	42¾"	<b>9072CM</b>	\$2532
30"	90"	30"	57¾"	<b>9083CM</b>	\$2596
.	.	.	.	.	.

With Full-Height Flush Back Panel

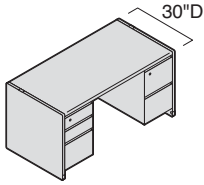
30"	60"	30"	27¾"	<b>9259CM</b>	\$2936
30"	65"	30"	32¾"	<b>9263CM</b>	\$2974
30"	70"	30"	37¾"	<b>9267CM</b>	\$3018
30"	75"	30"	42¾"	<b>9272CM</b>	\$3047
30"	90"	30"	57¾"	<b>9283CM</b>	\$3109
.	.	.	.	.	.



# 30"D Freestanding Desks, Double Pedestal

With  $\frac{3}{4}$ - or Full-Height Recessed Back Panel

SIN 711.1



Standard pedestal:

- Left: two box and one file drawer
- Right: two file drawers

Tip: Conventional worksurfaces are now made with wood core substrates.

Standard Includes		Required to Specify	
<ul style="list-style-type: none"> <li>• Worksurface: laminate</li> <li>• End panels, back panel, end panel trim, and two pedestals: paint price group 1</li> <li>• Pedestal lock face ring with plastic plug to accommodate lock cylinder: 9201 Polished Chrome</li> <li>• 29<math>\frac{3}{4}</math>"H worksurface</li> <li>• Pedestal face locks, keyed random: 9201 Polished Chrome</li> <li>• Pedestal located at left and right</li> <li>• Full drawer interiors: black only               <ul style="list-style-type: none"> <li>—One pencil tray per box/file or box/box/file pedestal and box drawer dividers</li> </ul> </li> <li>• Shipped knocked down</li> </ul>		<ol style="list-style-type: none"> <li>1 Style number</li> <li>2 Laminate color number for worksurface</li> <li>3 Paint color number for end panels, back panel, end panel trim, and pedestals</li> <li>4 Options, if selected (see below)</li> </ol> <p>▶ See <i>Surface Materials</i>, page 487.</p>	
Options	Price	Required to Specify	
<b>Surface Materials</b>	<b>Worksurface</b>	▶ See <i>Surface Materials Reference Manual</i> .	
	• Open Line laminate	+\$ 64 plus cost of laminate	
	<b>Desk</b>		
	• Paint price group 1	No cost	Specify paint color number.
	• Paint price group 2	+\$147	Specify paint color number.
	• Paint price group 3	+\$248	Specify paint color number.
<b>Drawer Accessories</b>	<b>Rails</b>		Specify <i>with rails</i> .
	• Two side-to-side hanging file rails per file drawer	No cost	
<b>Lock and Keying</b>	<b>Pedestal face lock</b>		Specify <i>with 9250 Ember Chrome lock</i> .
	• Ember Chrome	No cost	
	<b>Individual locking drawers</b>		Specify <i>with individual drawer lock</i> .
	• File/file pedestals only	+\$120	
	<b>Keying</b>		▶ Page 504
	• Factory- and field-installed keying		
<b>Grommets</b>		+\$ 34 each	Back left: 99954L and color number Back right: 99954R and color number Back center: 99954C and color number Keyboard left: 99954KBL and color number Keyboard right: 99954KBR and color number Keyboard center: 99954KBC and color number ▶ See <i>Surface Materials</i> , page 487, for plastic color numbers.
<b>Back Panel</b>	<b>Substitutions of full-height back panel on desks with <math>\frac{3}{4}</math>-height back panel</b>		
	• 60"W	+\$ 45	Specify <i>with 99172 back panel</i> .
	• 65"W	+\$ 54	Specify <i>with 99173 back panel</i> .
	• 70"W	+\$ 50	Specify <i>with 99174 back panel</i> .
	• 75"W	+\$ 55	Specify <i>with 99175 back panel</i> .
<b>Pedestal</b>	<b>Substitutions for desks with full-height back panel</b>		
	• File, file	No cost	Specify <i>with 9U947</i> and location.
	• Box, box, file	No cost	Specify <i>with 9U948</i> and location.
	<b>Location</b>		
	• Both left (right)	No cost	Specify <i>with all pedestals left (right)</i> .
<b>Center Drawer</b>		+\$165	Specify <i>with 99409 center drawer</i> .
<b>Worksurface Height</b>	<b>Worksurface Height</b>		
	• 28 $\frac{3}{4}$ "H	No cost	Specify <i>with 28<math>\frac{3}{4}</math>" height</i> .
	• 27 $\frac{1}{4}$ "H	No cost	Specify <i>with 27<math>\frac{1}{4}</math>" height</i> .
	• 26 $\frac{1}{4}$ "H (not available with full-height back panel)	No cost	Specify <i>with 26<math>\frac{1}{4}</math>" height</i> .

▶ Options, continued on next page

► Options, continued from previous page

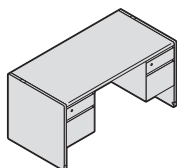
Options	Price	Required to Specify
<b>Related Products</b>	<ul style="list-style-type: none"> <li>• Worksurface brackets and clamps</li> <li>• Worksurface accessories</li> <li>• Storage brackets and storage accessories</li> <li>• Worksurface wiring and cabling</li> </ul>	<ul style="list-style-type: none"> <li>► Page 428</li> <li>► Page 430</li> <li>► Page 438</li> <li>► Page 476</li> </ul>

Specification Information

• Dimensions			• Knee-space Width	• Style Number	• Base Price
D	W	H			
:	:	:	:	:	:

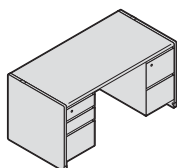
With 3/4-Height Recessed Back Panel

30"	60"	30"	27 <sup>3</sup> / <sub>4</sub> "	<b>9059CRM</b>	\$2519
30"	65"	30"	32 <sup>3</sup> / <sub>4</sub> "	<b>9063CRM</b>	\$2548
30"	70"	30"	37 <sup>3</sup> / <sub>4</sub> "	<b>9067CRM</b>	\$2596
30"	75"	30"	42 <sup>3</sup> / <sub>4</sub> "	<b>9072CRM</b>	\$2620
:	:	:	:	:	:



With Full-Height Recessed Back Panel

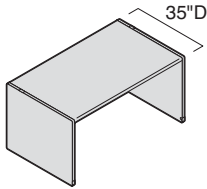
30"	60"	30"	27 <sup>3</sup> / <sub>4</sub> "	<b>9259CRM</b>	\$2986
30"	65"	30"	32 <sup>3</sup> / <sub>4</sub> "	<b>9263CRM</b>	\$3024
30"	70"	30"	37 <sup>3</sup> / <sub>4</sub> "	<b>9267CRM</b>	\$3068
30"	75"	30"	42 <sup>3</sup> / <sub>4</sub> "	<b>9272CRM</b>	\$3097
:	:	:	:	:	:



# 35"D Freestanding Desks without Pedestals

With Full-Height Recessed Back Panel

SIN 711.1



Tip: Conventional worksurfaces are now made with wood core substrates.

Standard Includes	Required to Specify
<ul style="list-style-type: none"> <li>• Worksurface: laminate</li> <li>• End panels, back panel, and end panel trim: paint price group 1</li> <li>• 29¾"H worksurface</li> <li>• Shipped knocked down</li> </ul>	<ol style="list-style-type: none"> <li>1 Style number</li> <li>2 Laminate color number for worksurface</li> <li>3 Paint color number for end panels, back panel, and end panel trim</li> <li>4 Options, if selected (see below)</li> </ol> <p>▶ See <i>Surface Materials</i>, page 487.</p>

Options	Price	Required to Specify
<b>Surface Materials</b> <ul style="list-style-type: none"> <li>• Open Line laminate</li> </ul>	+\$ 64 plus cost of laminate	▶ See <i>Surface Materials Reference Manual</i> .
<b>Desk</b> <ul style="list-style-type: none"> <li>• Paint price group 1</li> <li>• Paint price group 2</li> <li>• Paint price group 3</li> </ul>	No cost +\$ 65 +\$108	Specify paint color number. Specify paint color number. Specify paint color number.
<b>Grommets</b>	+\$ 34 each	Back left: 99954L and color number Back right: 99954R and color number Back center: 99954C and color number Keyboard left: 99954KBL and color number Keyboard right: 99954KBR and color number Keyboard center: 99954KBC and color number ▶ See <i>Surface Materials</i> , page 487, for plastic color numbers.
<b>Center Drawer</b>	+\$165	Specify with 99409 center drawer.
<b>Worksurface Height</b> <ul style="list-style-type: none"> <li>• 28¾"H</li> </ul>	No cost	Specify with 28¾" height.
<b>Related Products</b> <ul style="list-style-type: none"> <li>• Worksurface brackets and clamps</li> <li>• Worksurface accessories</li> <li>• Pedestals</li> <li>• Worksurface wiring and cabling</li> </ul>		▶ Page 428 ▶ Page 430 ▶ Pages 431–435 ▶ Page 476

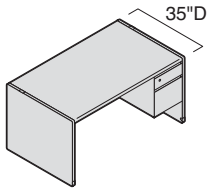
Specification Information					
• Dimensions			• Knee-	• Style	• Base
D W H			space	Number	Price
			Width		
35"	60"	30"	57¾"	<b>9271AM</b>	\$1593
35"	70"	30"	67¾"	<b>9279AM</b>	\$1672
35"	75"	30"	72¾"	<b>9280AM</b>	\$1710
:	:	:	:	:	:



# 35"D Freestanding Desks, Single Pedestal

With ¾- or Full-Height Recessed Back Panel

SIN 711.1



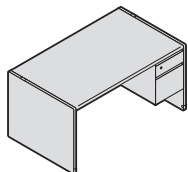
Tip: Conventional worksurfaces are now made with wood core substrates.

Standard Includes		Required to Specify	
<ul style="list-style-type: none"> <li>• Worksurface: laminate</li> <li>• End panels, back panel, end panel trim, and pedestal: paint price group 1</li> <li>• Pedestal lock face ring with plastic plug to accommodate lock cylinder: 9201 Polished Chrome</li> <li>• 29¾"H worksurface</li> <li>• Pedestal face lock, keyed random: 9201 Polished Chrome</li> <li>• Pedestal located at right</li> <li>• Full drawer interiors: black only               <ul style="list-style-type: none"> <li>—One pencil tray per box/file or box/box/file pedestal and box drawer dividers</li> </ul> </li> <li>• Shipped knocked down</li> </ul>		<ol style="list-style-type: none"> <li>1 Style number</li> <li>2 Laminate color number for worksurface</li> <li>3 Paint color number for end panels, back panel, end panel trim, and pedestal</li> <li>4 Options, if selected (see below)</li> </ol> <p>▶ See <i>Surface Materials</i>, page 487.</p>	
Options		Price	Required to Specify
<b>Surface Materials</b>	<b>Worksurface</b>		
	• Open Line laminate	+\$ 64 plus cost of laminate	▶ See <i>Surface Materials Reference Manual</i> .
	<b>Desk</b>		
	• Paint price group 1	No cost	Specify paint color number.
	• Paint price group 2	+\$106	Specify paint color number.
	• Paint price group 3	+\$178	Specify paint color number.
<b>Drawer Accessories</b>	<b>Rails</b>		
	• Two side-to-side hanging file rails per file drawer	No cost	Specify <i>with rails</i> .
<b>Lock and Keying</b>	<b>Pedestal face lock</b>		
	• Ember Chrome	No cost	Specify <i>with 9250 Ember Chrome lock</i> .
	<b>Individual locking drawers</b>		
	• File/file pedestals only	+\$120	Specify <i>with individual drawer lock</i> .
	<b>Keying</b>		
	• Factory- and field-installed keying		▶ Page 504
<b>Grommets</b>		+\$ 34 each	Back left: 99954L and color number Back right: 99954R and color number Back center: 99954C and color number Keyboard left: 99954KBL and color number Keyboard right: 99954KBR and color number Keyboard center: 99954KBC and color number ▶ See <i>Surface Materials</i> , page 487, for plastic color numbers.
<b>Back Panel</b>	<b>Substitutions of full-height back panel on desks with ¾-height back panel</b>		
	• 65"W	+\$ 54	Specify <i>with 99173 back panel</i> .
	• 70"W	+\$ 50	Specify <i>with 99174 back panel</i> .
	• 75"W	+\$ 55	Specify <i>with 99175 back panel</i> .
<b>Pedestal</b>	<b>Substitutions for desks with full-height back panel</b>		
	• File, file	No cost	Specify <i>with 9U947</i> .
	<b>Location</b>		
	• Left	No cost	Specify <i>with pedestals left</i> .
<b>Center Drawer</b>		+\$165	Specify <i>with 99409 center drawer</i> .
<b>Worksurface Height</b>	• 28¾"H	No cost	Specify <i>with 28¾" height</i> .
<b>Related Products</b>	• Worksurface brackets and clamps		▶ Page 428
	• Worksurface accessories		▶ Page 430
	• Storage brackets and storage accessories		▶ Page 438
	• Worksurface wiring and cabling		▶ Page 476



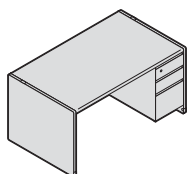
**Specification Information**

• Dimensions			• Knee- space Width	• Style Number	• Base Price
D	W	H			



**With 3/4-Height Recessed Back Panel**

35"	65"	30"	47 <sup>3</sup> / <sub>4</sub> "	<b>9075BM</b>	\$2062
35"	70"	30"	52 <sup>3</sup> / <sub>4</sub> "	<b>9079BM</b>	\$2101
35"	75"	30"	57 <sup>3</sup> / <sub>4</sub> "	<b>9080BM</b>	\$2134
:	:	:	:	:	:



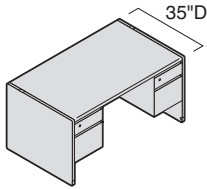
**With Full-Height Recessed Back Panel**

35"	65"	30"	47 <sup>3</sup> / <sub>4</sub> "	<b>9275BM</b>	\$2346
35"	70"	30"	52 <sup>3</sup> / <sub>4</sub> "	<b>9279BM</b>	\$2381
35"	75"	30"	57 <sup>3</sup> / <sub>4</sub> "	<b>9280BM</b>	\$2419
:	:	:	:	:	:

# 35"D Freestanding Desks, Double Pedestal

With Full-Height Recessed Back Panel

SIN 711.1

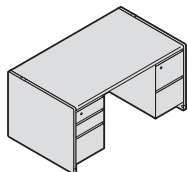


Tip: Conventional worksurfaces are now made with wood core substrates.

Standard Includes		Required to Specify	
<ul style="list-style-type: none"> <li>• Worksurface: laminate</li> <li>• End panels, back panel, end panel trim, and two pedestals: paint price group 1</li> <li>• Pedestal lock face ring with plastic plug to accommodate lock cylinder: 9201 Polished Chrome</li> <li>• 29<sup>3</sup>/<sub>4</sub>"H worksurface</li> <li>• Pedestal face locks, keyed random: 9201 Polished Chrome</li> <li>• Pedestal located at left and right</li> <li>• Full drawer interiors: black only               <ul style="list-style-type: none"> <li>—One pencil tray per box/file or box/box/file pedestal and box drawer dividers</li> </ul> </li> <li>• Shipped knocked down</li> </ul>		<ol style="list-style-type: none"> <li>1 Style number</li> <li>2 Laminate color number for worksurface</li> <li>3 Paint color number for end panels, back panel, end panel trim, and pedestals</li> <li>4 Options, if selected (see below)               <ul style="list-style-type: none"> <li>▶ See <i>Surface Materials</i>, page 487.</li> </ul> </li> </ol>	
Options		Price	Required to Specify
<b>Surface Materials</b>	<b>Worksurface</b> <ul style="list-style-type: none"> <li>• Open Line laminate</li> </ul>	+\$ 64 plus cost of laminate	▶ See <i>Surface Materials Reference Manual</i> .
	<b>Desk</b> <ul style="list-style-type: none"> <li>• Paint price group 1</li> <li>• Paint price group 2</li> <li>• Paint price group 3</li> </ul>	No cost +\$147 +\$248	Specify paint color number. Specify paint color number. Specify paint color number.
<b>Drawer Accessories</b>	<b>Rails</b> <ul style="list-style-type: none"> <li>• Two side-to-side hanging file rails per file drawer</li> </ul>	No cost	Specify <i>with rails</i> .
<b>Lock and Keying</b>	<b>Pedestal face lock</b> <ul style="list-style-type: none"> <li>• Ember Chrome</li> </ul>	No cost	Specify <i>with 9250 Ember Chrome lock</i> .
	<b>Individual locking drawers</b> <ul style="list-style-type: none"> <li>• File/file pedestals only</li> </ul>	+\$120	Specify <i>with individual drawer lock</i> .
	<b>Keying</b> <ul style="list-style-type: none"> <li>• Factory- and field-installed keying</li> </ul>		▶ Page 504
<b>Grommets</b>		+\$ 34 each	Back left: 99954L and color number Back right: 99954R and color number Back center: 99954C and color number Keyboard left: 99954KBL and color number Keyboard right: 99954KBR and color number Keyboard center: 99954KBC and color number ▶ See <i>Surface Materials</i> , page 487, for plastic color numbers.
<b>Pedestal</b>	<b>Substitutions for desks with full-height back panel</b> <ul style="list-style-type: none"> <li>• File, file</li> <li>• Box, box, file</li> </ul>	No cost No cost	Specify <i>with 9U947</i> and location. Specify <i>with 9U948</i> and location.
	<b>Location</b> <ul style="list-style-type: none"> <li>• Both left (right)</li> </ul>	No cost	Specify <i>with all pedestals left (right)</i> .
<b>Center Drawer</b>		+\$165	Specify <i>with 99409 center drawer</i> .
<b>Worksurface Height</b>	<ul style="list-style-type: none"> <li>• 28<sup>3</sup>/<sub>4</sub>"H</li> </ul>	No cost	Specify <i>with 28<sup>3</sup>/<sub>4</sub>" height</i> .
<b>Related Products</b>	<ul style="list-style-type: none"> <li>• Worksurface brackets and clamps</li> <li>• Worksurface accessories</li> <li>• Storage brackets and storage accessories</li> <li>• Worksurface wiring and cabling</li> </ul>		▶ Page 428 ▶ Page 430 ▶ Page 438 ▶ Page 476

**Specification Information**

• Dimensions			• Knee- space Width	• Style Number	• Base Price
D	W	H			



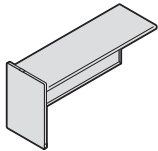
**With Full-Height Recessed Back Panel**

35"	60"	30"	27 <sup>3</sup> / <sub>4</sub> "	<b>9271CM</b>	\$3078
35"	65"	30"	32 <sup>3</sup> / <sub>4</sub> "	<b>9275CM</b>	\$3122
35"	70"	30"	37 <sup>3</sup> / <sub>4</sub> "	<b>9279CM</b>	\$3157
35"	75"	30"	42 <sup>3</sup> / <sub>4</sub> "	<b>9280CM</b>	\$3195

# 20"D Returns without Pedestals

With Full-Height Back Panel

SIN 711.1



Tip: Conventional worksurfaces are now made with wood core substrates.

Tip: Filler strip (black plastic standard, unless specified) ships with straight-height attachment bracket for 29 3/4" H worksurface.

Standard Includes	Required to Specify
<ul style="list-style-type: none"> <li>• Left-hand return</li> <li>• Worksurface: laminate</li> <li>• End panel, flush back panel, and end panel trim: paint price group 1 or 2</li> <li>• Attachment bracket</li> <li>• Shipped knocked down</li> </ul>	<ol style="list-style-type: none"> <li>1 Style number</li> <li>2 Laminate color number for worksurface</li> <li>3 Paint color number for end panel, back panel, and end panel trim</li> <li>4 Options, if selected (see below)</li> </ol> <p>▶ See <i>Surface Materials</i>, page 487.</p>

Options	Price	Required to Specify
<b>Surface Materials</b> <ul style="list-style-type: none"> <li>• Open Line laminate</li> </ul>	+\$64 plus cost of laminate	▶ See <i>Surface Materials Reference Manual</i> .
<b>Return</b> <ul style="list-style-type: none"> <li>• Paint price group 1</li> <li>• Paint price group 2</li> <li>• Paint price group 3</li> </ul>	No cost +\$46 +\$77	Specify paint color number. Specify paint color number. Specify paint color number.
<b>Filler strip</b> <ul style="list-style-type: none"> <li>• Plastic</li> </ul>	No cost	Select plastic color number for filler strip. ▶ See <i>Surface Materials</i> , page 487, for plastic color numbers.
<b>Grommets</b>	+\$34 each	Back left: 99954L and color number Back right: 99954R and color number Back center: 99954C and color number Keyboard left: 99954KBL and color number Keyboard right: 99954KBR and color number Keyboard center: 99954KBC and color number ▶ See <i>Surface Materials</i> , page 487, for plastic color numbers.
<b>Return Location</b>	<ul style="list-style-type: none"> <li>• Right-hand return</li> </ul>	No cost Specify with right-hand return.
<b>Worksurface Height</b>	<ul style="list-style-type: none"> <li>• 29 3/4" H</li> <li>• 28 3/4" H</li> <li>• 27 1/4" H</li> </ul>	No cost No cost No cost Specify with 29 3/4" height. Specify with 28 3/4" height. Specify with 27 1/4" height.
<b>Related Products</b>	<ul style="list-style-type: none"> <li>• Worksurface brackets and clamps</li> <li>• Worksurface accessories</li> <li>• Pedestals</li> <li>• Worksurface wiring and cabling</li> </ul>	▶ Page 428 ▶ Page 430 ▶ Pages 431–435 ▶ Page 476

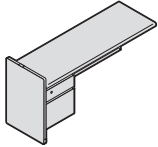
Specification Information							
• Dimensions	D	W	H	• Standard Work-surface Height	• Knee-space Width	• Style Number	• Base Price
20"	45"	30"	27 1/4"	43 7/8"	<b>9213DEFLM</b>	\$ 931	
20"	60"	30"	27 1/4"	58 7/8"	<b>9217AEFLM</b>	\$1005	



# 20"D Returns, One Pedestal

With 3/4- or Full-Height Back Panel

SIN 711.1



*Tip: Conventional worksurfaces are now made with wood core substrates.*

*Tip: Legal-size file folders cannot be filed in 20"D nominal depth pedestals.*

Standard Includes		Required to Specify	
<ul style="list-style-type: none"> <li>Left-hand return</li> <li>Worksurface: laminate</li> <li>End panel, flush back panel, end panel trim, and pedestal: paint price group 1</li> <li>Pedestal lock face ring with plastic plug to accommodate lock cylinder: 9201 Polished Chrome</li> <li>Attachment bracket</li> <li>Pedestal face lock keyed random: 9201 Polished Chrome</li> <li>Full drawer interiors: black only               <ul style="list-style-type: none"> <li>—One pencil tray per box/file or box/box/file pedestal and box drawer dividers</li> </ul> </li> <li>Shipped knocked down</li> </ul>		<ol style="list-style-type: none"> <li>Style number</li> <li>Laminate color number for worksurface</li> <li>Paint color number for end panel, back panel, end panel trim, and pedestal</li> <li>Options, if selected (see below)               <ul style="list-style-type: none"> <li>▶ See <i>Surface Materials</i>, page 487.</li> </ul> </li> </ol>	
Options	Price	Required to Specify	
<b>Surface Materials</b>	<b>Worksurface</b>	▶ See <i>Surface Materials Reference Manual</i> .	
	<ul style="list-style-type: none"> <li>Open Line laminate +\$ 64 plus cost of laminate</li> </ul>		
	<b>Return with one pedestal</b>		
	<ul style="list-style-type: none"> <li>Paint price group 1 No cost</li> <li>Paint price group 2 +\$ 87</li> <li>Paint price group 3 +\$147</li> </ul>	Specify paint color number. Specify paint color number. Specify paint color number.	
	<b>Filler strip</b>		
	<ul style="list-style-type: none"> <li>Plastic No cost</li> </ul>	Select plastic color number for filler strip. ▶ See <i>Surface Materials</i> , page 487, for plastic color numbers.	
<b>Lock and Keying</b>	<b>Pedestal face lock</b>		
	<ul style="list-style-type: none"> <li>Ember Chrome No cost</li> </ul>	Specify with 9250 Ember Chrome lock.	
	<b>Individual locking drawers</b>		
	<ul style="list-style-type: none"> <li>File/file pedestals only +\$120</li> </ul>	Specify with individual drawer lock.	
	<b>Keying</b>		
	<ul style="list-style-type: none"> <li>Factory- and field-installed keying</li> </ul>	▶ Page 504	
<b>Grommets</b>	+ \$ 34 each	Back left: 99954L and color number Back right: 99954R and color number Back center: 99954C and color number Keyboard left: 99954KBL and color number Keyboard right: 99954KBR and color number Keyboard center: 99954KBC and color number ▶ See <i>Surface Materials</i> , page 487, for plastic color numbers.	
<b>Back Panel</b>	<b>Substitutions of full-height back panel on desks with 3/4-height back panel</b>		
	<ul style="list-style-type: none"> <li>30"W +\$ 10</li> <li>45"W +\$ 10</li> <li>60"W +\$ 45</li> </ul>	Specify with 99169EF back panel. Specify with 99171EF back panel. Specify with 99172EF back panel.	
<b>Pedestals</b>	<b>Substitutions for desks with full-height back panel</b>		
	<ul style="list-style-type: none"> <li>File, file No cost</li> </ul>	Specify with 9U893 and location.	
<b>Return Location</b>	<ul style="list-style-type: none"> <li>Right-hand return No cost</li> </ul>	Specify with right-hand return.	

▶ Options, continued on next page

► Options, continued from previous page

Tip: Filler strip (black plastic standard, unless specified) ships with straight-height attachment bracket for 29<sup>3</sup>/<sub>4</sub>"H worksurface.

Options	Price	Required to Specify
<b>Worksurface Height</b>	<b>Available with 30"H end panel only</b>	
• 29 <sup>3</sup> / <sub>4</sub> "H	No cost	Specify with 29 <sup>3</sup> / <sub>4</sub> " height.
• 28 <sup>3</sup> / <sub>4</sub> "H	No cost	Specify with 28 <sup>3</sup> / <sub>4</sub> " height.
• 27 <sup>1</sup> / <sub>4</sub> "H	No cost	Specify with 27 <sup>1</sup> / <sub>4</sub> " height.
<b>Related Products</b>	<ul style="list-style-type: none"> <li>• Worksurface brackets and clamps</li> <li>• Worksurface accessories</li> <li>• Storage brackets and storage accessories</li> <li>• Worksurface wiring and cabling</li> </ul>	<ul style="list-style-type: none"> <li>► Page 428</li> <li>► Page 430</li> <li>► Page 438</li> <li>► Page 476</li> </ul>

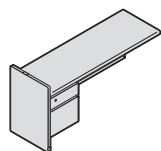
**Specification Information**

Dimensions	Standard Work-surface Height	Knee-space Width	Style Number	Base Price
D	W	H		
·	·	·	·	·
·	·	·	·	·
·	·	·	·	·

**One Pedestal with 3/4-Height Back Panel**

**With 30"H End Panel**

20"	30"	30"	26 <sup>1</sup> / <sub>4</sub> "	13 <sup>7</sup> / <sub>8</sub> "	<b>9005REFLM</b>	\$1346
20"	45"	30"	26 <sup>1</sup> / <sub>4</sub> "	28 <sup>7</sup> / <sub>8</sub> "	<b>9013REFLM</b>	\$1376
20"	60"	30"	26 <sup>1</sup> / <sub>4</sub> "	43 <sup>7</sup> / <sub>8</sub> "	<b>9017TEFLM</b>	\$1415
·	·	·	·	·	·	·

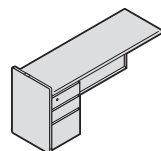


Standard pedestal:  
• Left: one box and one file drawer

**One Pedestal with Full-Height Back Panel**

**With 30"H End Panel**

20"	30"	30"	27 <sup>1</sup> / <sub>4</sub> "	13 <sup>7</sup> / <sub>8</sub> "	<b>9205REFLM</b>	\$1567
20"	45"	30"	27 <sup>1</sup> / <sub>4</sub> "	28 <sup>7</sup> / <sub>8</sub> "	<b>9213REFLM</b>	\$1597
20"	60"	30"	27 <sup>1</sup> / <sub>4</sub> "	43 <sup>7</sup> / <sub>8</sub> "	<b>9217TEFLM</b>	\$1671
·	·	·	·	·	·	·

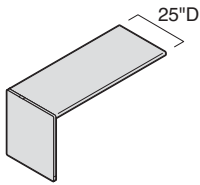


Standard pedestal:  
• Left: two boxes and one file drawer

# 25"D Returns without Pedestals

With 3/4- or Full-Height Back Panel

SIN 711.1



Tip: Conventional worksurfaces are now made with wood core substrates.

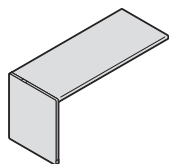
Tip: Filler strip is not shipped with drop-height bracket applications.

Standard Includes		Required to Specify	
<ul style="list-style-type: none"> <li>Left-hand return</li> <li>Worksurface: laminate</li> <li>End panel, flush back panel, and end panel trim: paint price group 1</li> <li>Filler strip: black plastic, if specified</li> <li>29<sup>3</sup>/<sub>4</sub>"H worksurface</li> <li>Attachment bracket</li> <li>Shipped knocked down</li> </ul>		<ol style="list-style-type: none"> <li>Style number</li> <li>Laminate color number for worksurface</li> <li>Paint color number for end panel, back panel, and end panel trim</li> <li>Options, if selected (see below)</li> </ol> <p>▶ See <i>Surface Materials</i>, page 487.</p>	
Options	Price	Required to Specify	
<b>Surface Materials</b>	<b>Worksurface</b>	▶ See <i>Surface Materials Reference Manual</i> .	
	<ul style="list-style-type: none"> <li>Open Line laminate</li> </ul>	+\$ 64 plus cost of laminate	
	<b>Return</b>		Specify paint color number.
	<ul style="list-style-type: none"> <li>Paint price group 1</li> <li>Paint price group 2</li> <li>Paint price group 3</li> </ul>	No cost +\$ 46 +\$ 77	Specify paint color number. Specify paint color number. Specify paint color number.
	<b>Filler strip</b>		Specify paint color number.
	<ul style="list-style-type: none"> <li>Plastic</li> </ul>	No cost	Select plastic color number for filler strip. ▶ See <i>Surface Materials</i> , page 487, for plastic color numbers.
<b>Grommets</b>		+\$ 34 each	Back left: 99954L and color number Back right: 99954R and color number Back center: 99954C and color number Keyboard left: 99954KBL and color number Keyboard right: 99954KBR and color number Keyboard center: 99954KBC and color number ▶ See <i>Surface Materials</i> , page 487, for plastic color numbers.
<b>Clear-Access End Panel</b>		No cost	Left: with 99157A Right: with 99159A Center: with 99161A
<b>Return Location</b>	<ul style="list-style-type: none"> <li>Right-hand return</li> </ul>	No cost	Specify with <i>right-hand return</i> .
<b>Center Drawer</b>		+\$165	Specify with 99409 center drawer.
<b>Worksurface Height</b>	<ul style="list-style-type: none"> <li>28<sup>3</sup>/<sub>4</sub>"H</li> <li>27<sup>1</sup>/<sub>4</sub>"H</li> <li>26<sup>1</sup>/<sub>4</sub>"H (not available with full-height back panel)</li> </ul>	No cost No cost No cost	Specify with 28 <sup>3</sup> / <sub>4</sub> " height. Specify with 27 <sup>1</sup> / <sub>4</sub> " height. Specify with 26 <sup>1</sup> / <sub>4</sub> " height.
<b>Related Products</b>	<ul style="list-style-type: none"> <li>Worksurface brackets and clamps</li> <li>Worksurface accessories</li> <li>Pedestals</li> <li>Worksurface wiring and cabling</li> </ul>		▶ Page 428 ▶ Page 430 ▶ Pages 431–435 ▶ Page 476



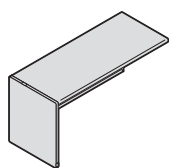
**Specification Information**

Dimensions			Knee-space Width	Style Number	Base Price
D	W	H			



**With 3/4-Height Back Panel**

25"	30"	30"	28 <sup>7</sup> / <sub>8</sub> "	<b>9031AEFLM</b>	\$ 910
25"	45"	30"	43 <sup>7</sup> / <sub>8</sub> "	<b>9035DEFLM</b>	\$ 958
25"	60"	30"	58 <sup>7</sup> / <sub>8</sub> "	<b>9039EEFLM</b>	\$1072
:	:	:	:	:	:



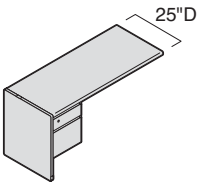
**With Full-Height Back Panel**

25"	30"	30"	28 <sup>7</sup> / <sub>8</sub> "	<b>9231AEFLM</b>	\$ 920
25"	45"	30"	43 <sup>7</sup> / <sub>8</sub> "	<b>9235DEFLM</b>	\$ 968
25"	60"	30"	58 <sup>7</sup> / <sub>8</sub> "	<b>9239EEFLM</b>	\$1117
:	:	:	:	:	:

# 25"D Returns, One or Two Pedestals

With 3/4- or Full-Height Back Panel

SIN 711.1



Tip: Conventional worksurfaces are now made with wood core substrates.

Tip: Back grommets are not available on a 45"W desk with cord catcher.

Standard Includes	Required to Specify
<ul style="list-style-type: none"> <li>Left-hand return</li> <li>Worksurface: laminate</li> <li>End panel, flush back panel, end panel trim, and pedestal: paint price group 1</li> <li>Pedestal lock face ring with plastic plug to accommodate lock cylinder: 9201 Polished Chrome</li> <li>Filler strip: black plastic, if specified</li> <li>29 3/4"H worksurface</li> <li>Pedestal face lock, keyed random: 9201 Polished Chrome</li> <li>Attachment bracket</li> <li>Full drawer interiors: black only                             <ul style="list-style-type: none"> <li>—One pencil tray per box/file or box/box/file pedestal and box drawer dividers</li> </ul> </li> <li>Shipped knocked down</li> </ul>	<ol style="list-style-type: none"> <li>Style number</li> <li>Laminate color number for worksurface</li> <li>Paint color number for end panels, back panel, end panel trim, and pedestal</li> <li>Options, if selected (see below)                             <ul style="list-style-type: none"> <li>▶ See <i>Surface Materials</i>, page 487.</li> </ul> </li> </ol>

Options	Price	Required to Specify
<b>Surface Materials</b> <ul style="list-style-type: none"> <li>Open Line laminate</li> </ul>	+\$ 64 plus cost of laminate	▶ See <i>Surface Materials Reference Manual</i> .
<b>Return with one pedestal</b>		
<ul style="list-style-type: none"> <li>Paint price group 1</li> <li>Paint price group 2</li> <li>Paint price group 3</li> </ul>	No cost +\$ 87 +\$147	Specify paint color number. Specify paint color number. Specify paint color number.
<b>Return with two pedestals</b>		
<ul style="list-style-type: none"> <li>Paint price group 1</li> <li>Paint price group 2</li> <li>Paint price group 3</li> </ul>	No cost +\$128 +\$217	Specify paint color number. Specify paint color number. Specify paint color number.
<b>Filler strip</b>		
<ul style="list-style-type: none"> <li>Plastic</li> </ul>	No cost	Select plastic color number for filler strip. ▶ See <i>Surface Materials</i> , page 487, for plastic color numbers.
<b>Drawer Accessories</b>		
<b>Rails</b>		
<ul style="list-style-type: none"> <li>Two side-to-side hanging file rails per file drawer</li> </ul>	No cost	Specify <i>with rails</i> .
<b>Lock and Keying</b>		
<b>Pedestal face lock</b>		
<ul style="list-style-type: none"> <li>Ember Chrome</li> </ul>	No cost	Specify <i>with 9250 Ember Chrome lock</i> .
<b>Individual locking drawers</b>		
<ul style="list-style-type: none"> <li>File/file pedestals only</li> </ul>	+\$120	Specify <i>with individual drawer lock</i> .
<b>Keying</b>		
<ul style="list-style-type: none"> <li>Factory- and field-installed keying</li> </ul>		▶ Page 504
<b>Grommets</b>		
	+\$ 34 each	Back left: 99954L and color number Back right: 99954R and color number Back center: 99954C and color number Keyboard left: 99954KBL and color number Keyboard right: 99954KBR and color number Keyboard center: 99954KBC and color number ▶ See <i>Surface Materials</i> , page 487, for plastic color numbers.
<b>Back Panel</b>		
<b>Substitutions of full-height back panel on desks with 3/4-height back panel</b>		
<ul style="list-style-type: none"> <li>30"W</li> <li>45"W</li> <li>60"W</li> </ul>	+\$ 10 +\$ 10 +\$ 45	Specify <i>with 99169EF back panel</i> . Specify <i>with 99171EF back panel</i> . Specify <i>with 99172EF back panel</i> .
<b>Pedestals</b>		
<b>Substitutions for desks with full-height back panel</b>		
<ul style="list-style-type: none"> <li>File, file</li> </ul>	No cost	Specify <i>with 9U947</i> and location.

▶ Options, continued on next page

► Options, continued from previous page

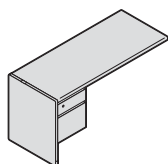
Options	Price	Required to Specify
<b>Return Location</b> • Right-hand return	No cost	Specify with right-hand return.
<b>Center Drawer</b> • Available on 45"W or 60"W returns only	+\$165	Specify with 99409 center drawer.
<b>Worksurface Height</b> • 28 <sup>3</sup> / <sub>4</sub> "H • 27 <sup>1</sup> / <sub>4</sub> "H • 26 <sup>1</sup> / <sub>4</sub> "H (not available with full-height back panel)	No cost No cost No cost	Specify with 28 <sup>3</sup> / <sub>4</sub> " height. Specify with 27 <sup>1</sup> / <sub>4</sub> " height. Specify with 26 <sup>1</sup> / <sub>4</sub> " height.
<b>Related Products</b> • Worksurface brackets and clamps • Worksurface accessories • Pedestals • Worksurface wiring and cabling		► Page 428 ► Page 430 ► Pages 431–435 ► Page 476

Specification Information

Dimensions			Knee-space Width	Style Number	Base Price
D	W	H			

One Pedestal with 3/4-Height Back Panel

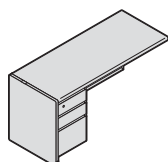
25"	30"	30"	13 <sup>7</sup> / <sub>8</sub> "	<b>9031BEFLM</b>	\$1365
25"	45"	30"	28 <sup>7</sup> / <sub>8</sub> "	<b>9035GEFLM</b>	\$1413
25"	60"	30"	43 <sup>7</sup> / <sub>8</sub> "	<b>9039GEFLM</b>	\$1527



Standard pedestal:  
• Left: one box and one file drawer

One Pedestal with Full-Height Back Panel

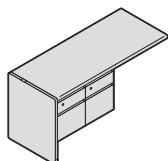
25"	30"	30"	13 <sup>7</sup> / <sub>8</sub> "	<b>9231BEFLM</b>	\$1586
25"	45"	30"	28 <sup>7</sup> / <sub>8</sub> "	<b>9235GEFLM</b>	\$1634
25"	60"	30"	43 <sup>7</sup> / <sub>8</sub> "	<b>9239GEFLM</b>	\$1783



Standard pedestal:  
• Left: two boxes and one file drawer

Two Pedestals with 3/4-Height Back Panel

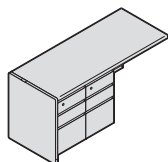
25"	60"	30"	28 <sup>7</sup> / <sub>8</sub> "	<b>9039CEFLM</b>	\$2049
-----	-----	-----	----------------------------------	------------------	--------



Standard pedestals:  
• Left: two pedestals, one box and one file drawer per pedestal

Two Pedestals with Full-Height Back Panel

25"	60"	30"	28 <sup>7</sup> / <sub>8</sub> "	<b>9239CEFLM</b>	\$2516
-----	-----	-----	----------------------------------	------------------	--------

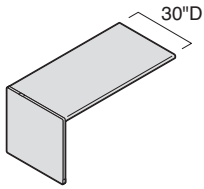


Standard pedestals:  
• Left: two pedestals, two boxes and one file drawer per pedestal

# 30"D Returns without Pedestals

With Full-Height Back Panel

SIN 711.1



Tip: Conventional worksurfaces are now made with wood core substrates.

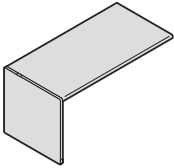
Tip: Filler strip is not shipped with drop-height bracket applications.

Standard Includes	Required to Specify
<ul style="list-style-type: none"> <li>• Left-hand return</li> <li>• Worksurface: laminate</li> <li>• End panel, flush back panel, and end panel trim: paint price group 1</li> <li>• End panel trim: paint price group 1 or 2</li> <li>• Filler strip: black plastic, if specified</li> <li>• 29<sup>3</sup>/<sub>4</sub>"H worksurface</li> <li>• Attachment bracket</li> <li>• Shipped knocked down</li> </ul>	<ol style="list-style-type: none"> <li>1 Style number</li> <li>2 Laminate color number for worksurface</li> <li>3 Paint color number for end panel, back panel, and end panel trim</li> <li>4 Options, if selected (see below)</li> </ol> <p>▶ See <i>Surface Materials</i>, page 487.</p>

Options	Price	Required to Specify
<b>Surface Materials</b> <ul style="list-style-type: none"> <li>• Open Line laminate</li> </ul>	+\$ 64 plus cost of laminate	▶ See <i>Surface Materials Reference Manual</i> .
<b>Return</b> <ul style="list-style-type: none"> <li>• Paint price group 1</li> <li>• Paint price group 2</li> <li>• Paint price group 3</li> </ul>	No cost +\$ 46 +\$ 77	Specify paint color number. Specify paint color number. Specify paint color number.
<b>Filler strip</b> <ul style="list-style-type: none"> <li>• Plastic</li> </ul>	No cost	Select plastic color number for filler strip. ▶ See <i>Surface Materials</i> , page 487, for plastic color numbers.
<b>Grommets</b>	+\$ 34 each	Back left: 99954L and color number Back right: 99954R and color number Back center: 99954C and color number Keyboard left: 99954KBL and color number Keyboard right: 99954KBR and color number Keyboard center: 99954KBC and color number ▶ See <i>Surface Materials</i> , page 487, for plastic color numbers.
<b>Return Location</b>	• Right-hand return	No cost Specify with <i>right-hand return</i> .
<b>Clear-Access End Panel</b>	• Available on non-pedestal side of desk with flush back panel only	No cost Left: with 99163A Right: with 99165A Center: with 99167A
<b>Center Drawer</b>		+\$165 Specify with 99409 center drawer.
<b>Worksurface Height</b>	• 28 <sup>3</sup> / <sub>4</sub> "H • 27 <sup>1</sup> / <sub>4</sub> "H	No cost No cost Specify with 28 <sup>3</sup> / <sub>4</sub> " height. Specify with 27 <sup>1</sup> / <sub>4</sub> " height.
<b>Related Products</b>	<ul style="list-style-type: none"> <li>• Worksurface brackets and clamps</li> <li>• Worksurface accessories</li> <li>• Pedestals</li> <li>• Worksurface wiring and cabling</li> </ul>	<ul style="list-style-type: none"> <li>▶ Page 428</li> <li>▶ Page 430</li> <li>▶ Pages 431–435</li> <li>▶ Page 476</li> </ul>

**Specification Information**

Dimensions			Knee-space Width	Style Number	Base Price
D	W	H			



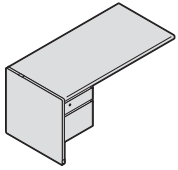
**With Full-Height Back Panel**

30"	30"	30"	27 <sup>7</sup> / <sub>8</sub> "	<b>9251AEFLM</b>	\$1001
30"	45"	30"	43 <sup>7</sup> / <sub>8</sub> "	<b>9255AEFLM</b>	\$1037
30"	60"	30"	58 <sup>7</sup> / <sub>8</sub> "	<b>9259AEFLM</b>	\$1196
:	:	:	:	:	:

# 30"D Returns, One or Two Pedestals

With ¾- or Full-Height Back Panel

SIN 711.1



Tip: Conventional worksurfaces are now made with wood core substrates.

Standard Includes	Required to Specify
<ul style="list-style-type: none"> <li>• Left-hand return</li> <li>• Worksurface: laminate</li> <li>• End panel, flush back panel, end panel trim, and pedestal: paint price group 1</li> <li>• Pedestal lock face ring with plastic plug to accommodate lock cylinder: 9201 Polished Chrome</li> <li>• Filler strip: black plastic, if specified</li> <li>• 29¾"H worksurface</li> <li>• Pedestal face lock, keyed random: 9201 Polished Chrome</li> <li>• Attachment bracket</li> <li>• Full drawer interiors: black only               <ul style="list-style-type: none"> <li>—One pencil tray per box/file or box/box/file pedestal and box drawer dividers</li> </ul> </li> <li>• Shipped knocked down</li> </ul>	<ol style="list-style-type: none"> <li>1 Style number</li> <li>2 Laminate color number for worksurface</li> <li>3 Paint color number for end panels, back panel, end panel trim, and pedestal</li> <li>4 Options, if selected (see below)           <ul style="list-style-type: none"> <li>▶ See <i>Surface Materials</i>, page 487.</li> </ul> </li> </ol>

Options	Price	Required to Specify
<b>Surface Materials</b> <ul style="list-style-type: none"> <li>• Open Line laminate</li> </ul>	+\$ 64 plus cost of laminate	▶ See <i>Surface Materials Reference Manual</i> .
<b>Return with one pedestal</b>		
<ul style="list-style-type: none"> <li>• Paint price group 1</li> <li>• Paint price group 2</li> <li>• Paint price group 3</li> </ul>	No cost +\$ 87 +\$147	Specify paint color number. Specify paint color number. Specify paint color number.
<b>Return with two pedestals</b>		
<ul style="list-style-type: none"> <li>• Paint price group 1</li> <li>• Paint price group 2</li> <li>• Paint price group 3</li> </ul>	No cost +\$128 +\$217	Specify paint color number. Specify paint color number. Specify paint color number.
<b>Filler strip</b>		
<ul style="list-style-type: none"> <li>• Plastic</li> </ul>	No cost	Select plastic color number for filler strip. ▶ See <i>Surface Materials</i> , page 487, for plastic color numbers.
<b>Drawer Accessories</b>		
<b>Rails</b>		
<ul style="list-style-type: none"> <li>• Two side-to-side hanging file rails per file drawer</li> </ul>	No cost	Specify <i>with rails</i> .
<b>Lock and Keying</b>		
<b>Pedestal face lock</b>		
<ul style="list-style-type: none"> <li>• Ember Chrome</li> </ul>	No cost	Specify <i>with 9250 Ember Chrome lock</i> .
<b>Individual locking drawers</b>		
<ul style="list-style-type: none"> <li>• File/file pedestals only</li> </ul>	+\$120	Specify <i>with individual drawer lock</i> .
<b>Keying</b>		
<ul style="list-style-type: none"> <li>• Factory- and field-installed keying</li> </ul>		▶ Page 504
<b>Back Panel</b>		
<b>Substitutions of full-height back panel on desks with ¾-height back panel</b>		
<ul style="list-style-type: none"> <li>• 45"W</li> </ul>	+\$ 10	Specify <i>with 99171EF back panel</i> .
<b>Grommets</b>		
	+\$ 34 each	Back left: 99954L and color number Back right: 99954R and color number Back center: 99954C and color number Keyboard left: 99954KBL and color number Keyboard right: 99954KBR and color number Keyboard center: 99954KBC and color number ▶ See <i>Surface Materials</i> , page 487, for plastic color numbers.
<b>Pedestals</b>		
<b>Substitutions for desks with full-height back panel</b>		
<ul style="list-style-type: none"> <li>• File, file</li> <li>• Box, box, file</li> </ul>	No cost No cost	Specify <i>with 9U947</i> and location. Specify <i>with 9U948</i> and location.
<b>Return Location</b>		
<ul style="list-style-type: none"> <li>• Right-hand return</li> </ul>	No cost	Specify <i>with right-hand return</i> .

▶ Options, continued on next page

► Options, continued from previous page

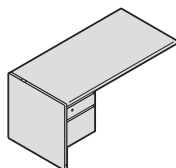
Options	Price	Required to Specify
<b>Center Drawer</b> • Available on 45"W or 60"W returns without cord catcher only	+\$165	Specify with 99409 center drawer.
<b>Worksurface Height</b> • 28¾"H • 27¼"H • 26¼"H (not available with full-height back panel)	No cost No cost No cost	Specify with 28¾" height. Specify with 27¼" height. Specify with 26¼" height.
<b>Related Products</b> • Worksurface brackets and clamps • Worksurface accessories • Pedestals • Worksurface wiring and cabling		► Page 428 ► Page 430 ► Pages 431–435 ► Page 476

Specification Information

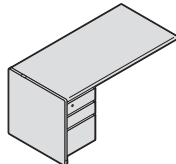
Dimensions			Knee-space	Style	Base
D	W	H	Width	Number	Price

One Pedestal with ¾-Height Back Panel

30"	45"	30"	28⅞"	<b>9055BEFLM</b>	\$1506
-----	-----	-----	------	------------------	--------



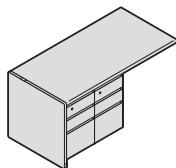
Standard pedestal:  
• Left: one box and one file drawer



Standard pedestal:  
• Left: two boxes and one file drawer

One Pedestal with Full-Height Back Panel

30"	30"	30"	13⅞"	<b>9251BEFLM</b>	\$1710
30"	45"	30"	28⅞"	<b>9255BEFLM</b>	\$1746
30"	60"	30"	43⅞"	<b>9259BEFLM</b>	\$1905



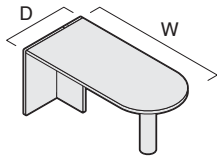
Standard pedestals:  
• Left: two pedestals, two boxes and one file drawer per pedestal

Two Pedestals with Full-Height Back Panel

30"	60"	30"	28⅞"	<b>9259CEFLM</b>	\$2681
-----	-----	-----	------	------------------	--------

# Radius-End Tables

## SIN 711.1



Tip: Unit must be connected to a bridge, return, or adjoining worksurface to form an L- or U-shaped configuration and to provide proper stability. Additional attachment hardware may need to be ordered.

Tip: Handedness is determined by grommet location. Left-hand example is shown above.

Standard Includes	Required to Specify
<ul style="list-style-type: none"> <li>• Worksurface: laminate</li> <li>• Worksurface edges: plastic</li> <li>• Column support, end panel, center panel, back panel, and end panel trim: paint price group 1</li> </ul>	<ol style="list-style-type: none"> <li>1 Style number</li> <li>2 Laminate color number for worksurface</li> <li>3 Plastic color number for plastic worksurface edge</li> <li>4 Paint color number for end panel, end panel trim, and modesty panel, if selected.</li> <li>5 Options, if selected (see below)</li> </ol> <p>▶ See <i>Surface Materials</i>, page 487.</p>

Options	Price	Required to Specify
<b>Surface Materials</b> <ul style="list-style-type: none"> <li>• <b>Worksurface</b> <ul style="list-style-type: none"> <li>• Open Line laminate +\$ 64 plus cost of laminate</li> </ul> </li> <li>• <b>Column support</b> <ul style="list-style-type: none"> <li>• Polished Chrome +\$106</li> </ul> </li> <li>• <b>End panel, center panel, and back panel</b> <ul style="list-style-type: none"> <li>• Paint price group 1 No cost</li> <li>• Paint price group 2 +\$ 27</li> <li>• Paint price group 3 +\$ 46</li> </ul> </li> </ul>		<p>▶ See <i>Surface Materials Reference Manual</i>.</p> <p>Specify with 9201 Polished Chrome column.</p> <p>Specify paint color number. Specify paint color number. Specify paint color number.</p>
<b>Grommets</b>	+\$ 34 each	Back left: 99954L and color number. Back right: 99954R and color number. ▶ See <i>Surface Materials</i> , page 487, for plastic color numbers.
<b>Modesty Panel</b> <ul style="list-style-type: none"> <li>• Modesty panel and column bracket: paint to match other painted components</li> </ul>	Prices below	Specify with <i>modesty panel</i> .

### Specification Information

• Dimensions		• Style	• Base	• Option
D	W	Number	Price	(Add \$ to Base Price)
•	•	•	•	• Modesty
•	•	•	•	• Panel

#### Left-Hand

30"	60"	<b>8560309LFS</b>	\$1829	+\$301
30"	65"	<b>8565309LFS</b>	\$1853	+\$314
30"	70"	<b>8570309LFS</b>	\$1882	+\$331
35"	70"	<b>8570359LFS</b>	\$1965	+\$331
•	•	•	•	•

#### Right-Hand

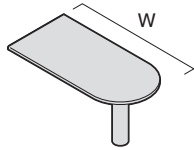
30"	60"	<b>8560309RFS</b>	\$1829	+\$301
30"	65"	<b>8565309RFS</b>	\$1853	+\$314
30"	70"	<b>8570309RFS</b>	\$1882	+\$331
35"	70"	<b>8570359RFS</b>	\$1965	+\$331
•	•	•	•	•



# Radius-End Worksurfaces

Return

SIN 711.1



Standard Includes	Required to Specify
<ul style="list-style-type: none"> <li>• Worksurface: laminate</li> <li>• Worksurface edge: plastic</li> <li>• Height-adjustable column support: all paint price groups</li> <li>• Filler strip: plastic</li> <li>• Attachment bracket: black paint only</li> <li>• Radius edge with self edge at worksurface attachment</li> </ul>	<ol style="list-style-type: none"> <li>1 Style number</li> <li>2 Laminate color number for worksurface</li> <li>3 Plastic color number for plastic worksurface edge</li> <li>4 Paint color number for column support</li> <li>5 Plastic color number for filler strip</li> <li>6 Options, if selected (see below)</li> </ol> <p>▶ See <i>Surface Materials</i>, page 487.</p>

Options	Price	Required to Specify
<b>Surface Materials</b> <ul style="list-style-type: none"> <li>• <b>Worksurface</b> Open Line laminate</li> </ul>	+\$ 64 plus cost of laminate	▶ See <i>Surface Materials Reference Manual</i> .
<ul style="list-style-type: none"> <li>• <b>Column support</b> Polished Chrome</li> </ul>	+\$106	Specify with 9201 Polished Chrome column.

Specification Information			
• Dimensions		• Style	• Base
D	W	Number	Price
30"	60"	<b>8560309A</b>	\$1216
30"	65"	<b>8565309A</b>	\$1245
30"	70"	<b>8570309A</b>	\$1270
35"	70"	<b>8570359A</b>	\$1333
:	:	:	:

Series 9000

# Bridges

With 3/4- or Full-Height Back Panel

SIN 711.1

*Tip: Conventional worksurfaces are now made with wood core substrates.*

*Tip: Filler strips are not shipped with drop-height bracket applications.*

Standard Includes	Required to Specify
<ul style="list-style-type: none"> <li>• Worksurface: laminate</li> <li>• Flush back panel: paint price group 1</li> <li>• Two filler strips: black plastic, if specified</li> <li>• 29 3/4" H worksurface</li> <li>• Attachment brackets: all paint price groups</li> <li>• Shipped knocked down</li> </ul>	<ol style="list-style-type: none"> <li>1 Style number</li> <li>2 Laminate color number for worksurface</li> <li>3 Paint color number for back panel</li> <li>4 Options, if selected (see below)</li> </ol> <p>▶ See <i>Surface Materials</i>, page 487.</p>

Options	Price	Required to Specify
<b>Surface Materials</b> <b>Worksurface</b> <ul style="list-style-type: none"> <li>• Open Line laminate</li> </ul> <hr/> <b>Bridge</b> <ul style="list-style-type: none"> <li>• Paint price group 1</li> <li>• Paint price group 2</li> <li>• Paint price group 3</li> </ul> <hr/> <b>Filler strip</b> <ul style="list-style-type: none"> <li>• Plastic</li> </ul>	+\$64 plus cost of laminate  No cost +\$27 +\$46  No cost	▶ See <i>Surface Materials Reference Manual</i> .  Specify paint color number. Specify paint color number. Specify paint color number.  Select plastic color number for filler strip. ▶ See <i>Surface Materials</i> , page 487, for plastic color numbers.
<b>Grommets</b>	+\$34 each	Back left: 99954L and color number Back right: 99954R and color number Back center: 99954C and color number Keyboard left: 99954KBL and color number Keyboard right: 99954KBR and color number Keyboard center: 99954KBC and color number ▶ See <i>Surface Materials</i> , page 487, for plastic color numbers.
<b>Worksurface Height</b>	<ul style="list-style-type: none"> <li>• 28 3/4" H No cost</li> <li>• 27 1/4" H No cost</li> <li>• 26 1/4" H (not available with full-height back panel) No cost</li> </ul>	Specify with 28 3/4" height. Specify with 27 1/4" height. Specify with 26 1/4" height.
<b>Related Products</b>	<ul style="list-style-type: none"> <li>• Worksurface accessories</li> <li>• Worksurface wiring and cabling</li> </ul>	▶ Page 430 ▶ Page 476

## Specification Information

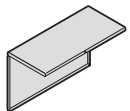
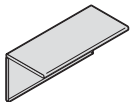
Dimensions	Style	Base
D W	Number	Price

### With 3/4-Height Back Panel

20"	45"	<b>9013EWPM</b>	\$579
25"	45"	<b>9035EWPM</b>	\$614
30"	45"	<b>9055EWPM</b>	\$633
:	:	:	:

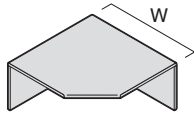
### With Full-Height Back Panel

20"	45"	<b>9213EWPM</b>	\$589
25"	45"	<b>9235EWPM</b>	\$624
30"	45"	<b>9255EWPM</b>	\$643
:	:	:	:



# Freestanding Corner Worksurfaces

SIN 711.1



Standard Includes	Required to Specify
<ul style="list-style-type: none"> <li>• Worksurface: laminate</li> <li>• Three-piece, ¾-height back panel: paint price group 1</li> <li>• Back edge: plastic</li> <li>• Front edge on worksurface with keyboard cutout: plastic</li> <li>• Attachment hardware</li> <li>• Keyboard grommet 99954KBC on corner worksurface with keyboard cutout: black plastic</li> </ul>	<ol style="list-style-type: none"> <li>1 Style number</li> <li>2 Laminate color number for worksurface</li> <li>3 Paint color number for plastic edge(s)</li> <li>4 Paint color number for back panel</li> <li>5 Options, if selected (see below)</li> </ol> <p>▶ See <i>Surface Materials</i>, page 487.</p>

Options	Price	Required to Specify
<b>Surface Materials</b> <ul style="list-style-type: none"> <li>• Open Line laminate</li> </ul>	+\$64 plus cost of laminate	▶ See <i>Surface Materials Reference Manual</i> .
<b>Back panel</b> <ul style="list-style-type: none"> <li>• Paint price group 1</li> <li>• Paint price group 2</li> <li>• Paint price group 3</li> </ul>	No cost +\$27 +\$46	Specify paint color number. Specify paint color number. Specify paint color number.
<b>Grommets</b>	+\$34 each	Back center: 99954C and color number Keyboard left: 99954KBL and color number ▶ See <i>Surface Materials</i> , page 487, for plastic color numbers.

## Specification Information

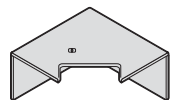
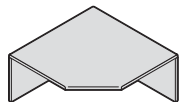
• Dimensions	• Front	• Style	• Base
D    W	Edge	Number	Price

### Without Keyboard Cutout

25"	42"	24¼"	<b>99996</b>	\$1000
25"	45"	28½"	<b>99994</b>	\$1028
30"	45"	21¼"	<b>99995</b>	\$1057

### With Keyboard Cutout

25"	42"	24¼"	<b>99996R</b>	\$1086
25"	45"	28½"	<b>99994R</b>	\$1151



# Worksurface Brackets and Clamps

SIN 711.1

## End Panel Stabilizer Brackets



Standard Includes		Required to Specify
<ul style="list-style-type: none"> <li>Stabilizer bracket: black paint only</li> </ul>		Style number
Specification Information		
Style Number	Price	
<b>For Left End Panel</b>		
98722	\$31	
<b>For Right End Panel</b>		
98723	\$31	

## End Panel-to-Panel Stabilizer Bracket



Standard Includes		Required to Specify
<ul style="list-style-type: none"> <li>Carton of two stabilizer brackets: black only</li> </ul>		Style number
Specification Information		
Style Number	Price	
98755	\$22	

## Cantilever-to-Cantilever Clamp



Standard Includes		Required to Specify
<ul style="list-style-type: none"> <li>Carton of five clamps: black paint only</li> </ul>		Style number
Specification Information		
Style Number	Price	
98754	\$29	

# Side-Attachment Brackets

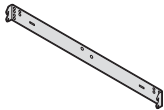
SIN 711.1

## Back Panel Side-Connector Brackets



Standard Includes		Required to Specify
<ul style="list-style-type: none"> <li>Side-connector bracket: black paint only</li> </ul>		Style number
Specification Information		
Style Number	Price	
<b>For Left End of Back Panel</b>		
98724	\$27	
<b>For Right End of Back Panel</b>		
98725	\$27	

## Worksurface End-Support Brackets

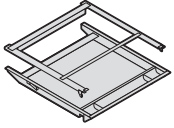


Standard Includes		Required to Specify
<ul style="list-style-type: none"> <li>End-support bracket: black paint only</li> </ul>		Style number
Specification Information		
Work-surface Depth	Style Number	Price
20"	98707	\$29
25"	98708	\$29
30"	98709	\$29

# Worksurface Accessories

SIN 711.1

## Metal Center Drawer



Tip: For use on work-surfaces with a minimum 21½"W kneespace.

Tip: Metal center drawer for steel substrate worksurfaces can be ordered through Service Parts.

Standard Includes	Required to Specify
-------------------	---------------------

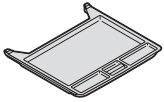
- Center drawer: all paint price groups
- Frame
- Attaching hardware

- 1 Style number
- 2 Paint color number for center drawer
- ▶ See *Surface Materials*, page 487.

Specification Information				
• Dimensions			• Style	• Price
D	W	H	Number	

21¾"	22"	2"	<b>99409</b>	\$165
:	:	:	:	:

## Plastic Center Drawer



Standard Includes	Required to Specify
-------------------	---------------------

- Drawer: black textured plastic only
- Slides: black plastic only

- Style number

Specification Information	
• Style	• Price
Number	

<b>ASHC1921X1</b>	\$68
:	:

# 3/4-Height Worksurface-Supported Pedestals

SIN 711.1



Tip: Counterweights are not required on 3/4-height worksurface-supported pedestals.

Standard Includes	Required to Specify
<ul style="list-style-type: none"> <li>• Pedestal: paint price group 1</li> <li>• Lock, keyed random: 9201 Polished Chrome</li> <li>• Removable drawer fronts with integral pulls: paint to match pedestal</li> <li>• Full drawer interiors: black only                             <ul style="list-style-type: none"> <li>— Full-extension drawer suspensions</li> <li>— One pencil tray and one box drawer divider</li> </ul> </li> </ul>	<ul style="list-style-type: none"> <li>1 Style number</li> <li>2 Paint color number for pedestal</li> <li>3 Options, if selected (see below)                             <ul style="list-style-type: none"> <li>▶ See <i>Surface Materials</i>, page 487.</li> </ul> </li> </ul>

Options	Price	Required to Specify
<b>Surface Materials</b> <ul style="list-style-type: none"> <li>• Paint price group 1</li> <li>• Paint price group 2</li> <li>• Paint price group 3</li> </ul>	<ul style="list-style-type: none"> <li>No cost</li> <li>+\$ 41</li> <li>+\$ 70</li> </ul>	<ul style="list-style-type: none"> <li>Specify paint color number.</li> <li>Specify paint color number.</li> <li>Specify paint color number.</li> </ul>
<b>Pulls</b> <ul style="list-style-type: none"> <li>• Full-width wood pull</li> <li>• Customiz stain on wood pull</li> </ul>	<ul style="list-style-type: none"> <li>+\$229</li> <li>No cost</li> </ul>	<ul style="list-style-type: none"> <li>Specify <i>with wood pull</i> and indicate wood color number.</li> <li>Specify <i>with Customiz stain</i>.</li> </ul>
<b>Drawer Accessories</b> <ul style="list-style-type: none"> <li>• <b>Rails</b></li> <li>• Two side-to-side hanging file rails per file drawer</li> </ul>	<ul style="list-style-type: none"> <li>No cost</li> </ul>	<ul style="list-style-type: none"> <li>Specify <i>with rails</i>.</li> </ul>
<b>Lock and Keying</b> <ul style="list-style-type: none"> <li>• <b>Lock</b></li> <li>• Ember Chrome</li> <li>• <b>Keying</b></li> <li>• Factory- and field-installed keying</li> </ul>	<ul style="list-style-type: none"> <li>No cost</li> </ul>	<ul style="list-style-type: none"> <li>Specify <i>with 9250 Ember Chrome lock</i>.</li> <li>▶ Page 504</li> </ul>
<b>Related Products</b> <ul style="list-style-type: none"> <li>• Storage brackets and storage accessories</li> </ul>		<ul style="list-style-type: none"> <li>▶ Page 438</li> </ul>

## Specification Information

Actual Dimensions			Style Number	Base Price
D	W	H		

### One Box and One File Drawer

20"	15"	18½"	<b>9U872</b>	\$455
25"	15"	18½"	<b>9U111</b>	\$455
30"	15"	18½"	<b>9U230</b>	\$479

# Full-Height Worksurface-Supported Pedestals

SIN 711.1

*Tip: Counterweights are not required on full-height worksurface-supported pedestals.*

Standard Includes		Required to Specify	
	<ul style="list-style-type: none"> <li>Pedestal: paint price group 1</li> <li>Lock, keyed random: 9201 Polished Chrome</li> <li>Removable drawer fronts with integral pulls: paint to match pedestal</li> <li>Full drawer interiors: black only                             <ul style="list-style-type: none"> <li>—One pencil tray and two box drawer dividers per box/box/file pedestal, and box drawer dividers</li> </ul> </li> </ul>		<ol style="list-style-type: none"> <li>Style number</li> <li>Paint color number for pedestal and partition</li> <li>Options, if selected (see below)                             <ul style="list-style-type: none"> <li>▶ See <i>Surface Materials</i>, page 487.</li> </ul> </li> </ol>
Options	Price	Required to Specify	
<b>Surface Materials</b>	<ul style="list-style-type: none"> <li>Paint price group 1: No cost</li> <li>Paint price group 2: +\$ 41</li> <li>Paint price group 3: +\$ 70</li> </ul>	Specify paint color number.	
<b>Pulls</b>	<ul style="list-style-type: none"> <li>Full-width wood pull: +\$229</li> <li>Customiz stain on wood pull: No cost</li> </ul>	Specify <i>with wood pull</i> and indicate wood color number. Specify <i>with Customiz stain</i> .	
<b>Drawer Accessories</b>	<b>Rails</b> <ul style="list-style-type: none"> <li>Two side-to-side hanging file rails per file drawer: No cost</li> </ul>	Specify <i>with rails</i> .	
<b>Lock and Keying</b>	<b>Lock</b> <ul style="list-style-type: none"> <li>Ember Chrome: No cost</li> </ul>	Specify <i>with 9250 Ember Chrome lock</i> .	
	<b>Individual locking drawers</b> <ul style="list-style-type: none"> <li>File/file pedestals only: +\$120</li> </ul>	Specify <i>with individual drawer lock</i> .	
	<b>Keying</b> <ul style="list-style-type: none"> <li>Factory- and field-installed keying</li> </ul>	▶ Page 504	
<b>Related Products</b>	<ul style="list-style-type: none"> <li>Storage brackets and storage accessories</li> </ul>	▶ Page 438	

## Specification Information

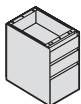
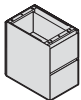
Actual Dimensions			Style Number	Base Price
D	W	H		

### Two File Drawers

20"	15"	24 <sup>27</sup> / <sub>32</sub> "	<b>9U893</b>	\$666
25"	15"	24 <sup>27</sup> / <sub>32</sub> "	<b>9U223</b>	\$666
30"	15"	24 <sup>27</sup> / <sub>32</sub> "	<b>9U947</b>	\$709
:	:	:	:	:

### Two Box and One File Drawer

20"	15"	24 <sup>27</sup> / <sub>32</sub> "	<b>9U881</b>	\$666
25"	15"	24 <sup>27</sup> / <sub>32</sub> "	<b>9U224</b>	\$666
30"	15"	24 <sup>27</sup> / <sub>32</sub> "	<b>9U948</b>	\$709
:	:	:	:	:







# Mobile Pedestals

SIN 711.1



Standard Includes	Required to Specify
<ul style="list-style-type: none"> <li>• Pedestal: paint price group 1</li> <li>• 1/8"H steel top: paint to match pedestal</li> <li>• Removable drawer fronts with integral pulls: paint to match pedestal</li> <li>• Full drawer interiors: black only                             <ul style="list-style-type: none"> <li>– One pencil tray per box/file or box/box/file pedestal, and box drawer dividers</li> </ul> </li> <li>• Lock, keyed random: 9201 Polished Chrome</li> <li>• Four-hard composition, non-locking casters: black only</li> <li>• Safety interlock mechanism</li> <li>• Counterweight package</li> <li>• Factory-installed cushion top, if selected:                             <ul style="list-style-type: none"> <li>– Cushion upholstery: price group 1</li> <li>– Retractable handle: black only</li> </ul> </li> </ul>	<ol style="list-style-type: none"> <li>1 Style number</li> <li>2 Paint color number for pedestal</li> <li>3 Fabric color number for cushion upholstery (99111MHC only)</li> <li>4 Options, if selected (see below)                             <ul style="list-style-type: none"> <li>▶ See <i>Surface Materials</i>, page 487.</li> </ul> </li> </ol>

Options	Price	Required to Specify
<b>Surface Materials</b> <ul style="list-style-type: none"> <li>• Pedestal                             <ul style="list-style-type: none"> <li>• Paint price group 1</li> <li>• Paint price group 2</li> <li>• Paint price group 3</li> </ul> </li> </ul>	<ul style="list-style-type: none"> <li>No cost</li> <li>+\$ 41</li> <li>+\$ 70</li> </ul>	<ul style="list-style-type: none"> <li>Specify paint color number.</li> <li>Specify paint color number.</li> <li>Specify paint color number.</li> </ul>
<b>Tops</b> <ul style="list-style-type: none"> <li>• 1"H square edge steel top</li> </ul>	<ul style="list-style-type: none"> <li>+\$ 58</li> </ul>	<ul style="list-style-type: none"> <li>Specify with <i>steel square top</i>.</li> </ul>
<ul style="list-style-type: none"> <li>• <b>Laminate top</b> <ul style="list-style-type: none"> <li>• 1 3/16"H square edge laminate top</li> <li>• 1 7/16"H bullnose laminate top</li> </ul> </li> <li>• Open Line laminate on laminate top</li> </ul>	<ul style="list-style-type: none"> <li>+\$250</li> <li>+\$285</li> <li>+\$ 64 plus cost of laminate</li> </ul>	<ul style="list-style-type: none"> <li>Specify with <i>laminate top</i> and indicate laminate color number.</li> <li>Specify with <i>bullnose laminate top</i> and indicate laminate color number.</li> <li>▶ See <i>Surface Materials Reference Manual</i>.</li> </ul>
<ul style="list-style-type: none"> <li>• <b>Wood veneer top</b> <ul style="list-style-type: none"> <li>• 1 3/16"H Wood veneer top</li> <li>• Customiz stain on wood veneer top</li> </ul> </li> </ul>	<ul style="list-style-type: none"> <li>+\$349</li> <li>No cost</li> </ul>	<ul style="list-style-type: none"> <li>Specify with <i>wood veneer top</i> and indicate wood color number.</li> <li>Specify with <i>Customiz stain</i>.</li> <li>▶ See <i>Surface Materials Reference Manual</i>.</li> </ul>
<ul style="list-style-type: none"> <li>• <b>Upholstery on cushion top</b> <ul style="list-style-type: none"> <li>• Fabric price group 1</li> <li>• Fabric price group 2</li> <li>• Fabric price group 3</li> <li>• Fabric price group 4</li> <li>• Fabric price group 5</li> <li>• Fabric price group 6</li> <li>• Fabric price group 7</li> <li>• Fabric price group 8</li> <li>• Fabric price group 9</li> <li>• Fabric price group 10</li> <li>• Leather price group</li> <li>• Elmosoft leather price group</li> <li>• Customer's Own Material (COM) or Customer's Own Leather (COL)</li> </ul> </li> </ul>	<ul style="list-style-type: none"> <li>No cost</li> <li>+\$ 10</li> <li>+\$ 35</li> <li>+\$ 44</li> <li>+\$ 54</li> <li>+\$ 77</li> <li>+\$ 92</li> <li>+\$134</li> <li>+\$172</li> <li>+\$209</li> <li>+\$536</li> <li>+\$619</li> <li>+\$ 16</li> </ul>	<ul style="list-style-type: none"> <li>Specify fabric color number.</li> <li>Specify fabric color number.</li> <li>Specify fabric color number.</li> <li>Specify fabric color number.</li> <li>Specify fabric color number.</li> <li>Specify fabric color number.</li> <li>Specify fabric color number.</li> <li>Specify fabric color number.</li> <li>Specify fabric color number.</li> <li>Specify fabric color number.</li> <li>Specify leather color number.</li> <li>▶ See <i>Surface Materials</i>, page 487.</li> <li>Specify Elmosoft leather color number.</li> <li>▶ See <i>Surface Materials Reference Manual</i> to specify.</li> </ul>

Tip: Optional tops will increase the overall pedestal height.

Tip: Cushion tops are for use on one box and one file drawer mobile pedestals only (style number 9U111MHC).

▶ Options, continued on next page

SIN 711.1

► Options, continued from previous page

Options	Price	Required to Specify
<b>Pulls</b> <ul style="list-style-type: none"> <li>• Full-width wood pull</li> <li>• Customiz stain on wood pull</li> </ul>	+\$229 No cost	Specify with <i>wood pull</i> and indicate wood color number. Specify with <i>Customiz stain</i> . ► See <i>Surface Materials Reference Manual</i> .
<b>Drawer Accessories</b>	<b>Rails</b> <ul style="list-style-type: none"> <li>• Two side-to-side hanging file rails per file drawer</li> </ul>	No cost Specify with <i>rails</i> .
<b>Lock and Keying</b>	<b>Lock</b> <ul style="list-style-type: none"> <li>• Ember Chrome</li> </ul>	No cost Specify with <i>9250 Ember Chrome lock</i> .
	<b>Individual locking drawers</b> <ul style="list-style-type: none"> <li>• File/file pedestals only</li> </ul>	+\$120 Specify with <i>individual drawer lock</i> .
	<b>Keying</b> <ul style="list-style-type: none"> <li>• Factory- and field-installed keying</li> </ul>	► Page 504
<b>Related Products</b>	<ul style="list-style-type: none"> <li>• Storage brackets and storage accessories</li> </ul>	► Page 438

Specification Information

• Dimensions			• Style	• Base
D	W	H	Number	Price

Two File Drawers

22 <sup>5</sup> / <sub>8</sub> "	15"	27"	<b>9U223MH</b>	\$ 948
:	:	:	:	:

Two Box and One File Drawer

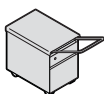
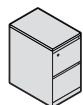
22 <sup>5</sup> / <sub>8</sub> "	15"	27"	<b>9U224MH</b>	\$ 962
:	:	:	:	:

One Box and One File Drawer

22 <sup>5</sup> / <sub>8</sub> "	15"	21"	<b>9U111MH</b>	\$ 863
:	:	:	:	:

One Box and One File Drawer with Factory-Installed Pedestal Cushion Top with Handle

22 <sup>5</sup> / <sub>8</sub> "	15"	23 <sup>1</sup> / <sub>4</sub> "	<b>9U111MHC</b>	\$1265
:	:	:	:	:

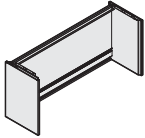


# Service Module Packages

SIN 711.1

## Service Module Packages

For Use with Universal Sliding Door, Universal Over the Case, and Universal In the Case Bins



Tip: 70"W and 72"W tackboards accommodate fabric in the horizontal direction only.

Tip: Be sure to order the storage bin in the same paint finish as the service module package. Storage bin is ordered separately.

Tip: A service module package cannot support more than one bin.

Tip: To price a tackboard with fabrics in two different price groups on opposite sides, add the two prices together and divide by two.

Standard Includes	Required to Specify
<ul style="list-style-type: none"> <li>Steel back to enclose storage bin, end supports, accessory rail, and one non-handed cable manager: paint price group 1</li> <li>Double-sided tackboards: fabric price group 1</li> <li>Attachment hardware</li> </ul>	<ol style="list-style-type: none"> <li>Style number</li> <li>Paint color number for back, end supports, accessory rail, and cord manager</li> <li>Fabric color for tackboard surface 1 (front)</li> <li>Fabric color number for tackboard surface 2 (back)</li> <li>Options, if selected (see below)</li> </ol> <p>► See <i>Surface Materials</i>, page 487.</p>

Options	Price	Required to Specify
<b>Surface Materials</b> <ul style="list-style-type: none"> <li>Paint price group 1</li> <li>Paint price group 2</li> <li>Paint price group 3</li> </ul>	No cost +\$ 37 +\$ 62	Specify paint color number. Specify paint color number. Specify paint color number.
<b>Tackboard</b> <ul style="list-style-type: none"> <li>Fabric price group 1</li> <li>Fabric price group 2</li> <li>Fabric price group 3</li> <li>Fabric price group 4</li> <li>Fabric price group 5</li> <li>Fabric price group COM</li> </ul>	No cost +\$ 24 +\$ 98 +\$134 +\$214 +\$ 32	Specify fabric color number. Specify fabric color number. Specify fabric color number. Specify fabric color number. Specify fabric color number. Specify fabric color number. ► See <i>Surface Materials Reference Manual</i> to specify.
<b>Fabric direction on 45"W and 60"W tackboards</b>		
<ul style="list-style-type: none"> <li>Vertical application</li> </ul>	No cost	Specify with vertical application.

Specification Information		
Width	Style Number	Base Price
45"	<b>9SM45</b>	\$ 908
60"	<b>9SM60</b>	\$ 931
70"	<b>9SM70</b>	\$ 974
75"	<b>9SM75</b>	\$1052

## Service Module Receptacle



Standard Includes	Required to Specify
<ul style="list-style-type: none"> <li>One service module receptacle with 9' cord and three-prong plug: black only</li> <li>Rail attachment hardware</li> </ul>	Style number

Specification Information	
Style Number	Price
<b>RHKRECPT</b>	\$88

## Service Module Cable Manager



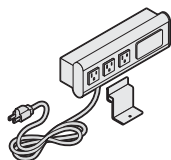
Standard Includes	Required to Specify
-------------------	---------------------

- |  |   |
|--|---|
| <ul style="list-style-type: none"> <li>Package of two service module cable manager: paint</li> </ul> | <ul style="list-style-type: none"> <li>1 Style number</li> <li>2 Paint color number for cable manager</li> <li>▶ See <i>Surface Materials</i>, page 487.</li> </ul> |
|--|---|

Specification Information		
---------------------------	--	--

Height	Style Number	Price
16 1/2"	<b>9SMCM</b>	\$37

## Power and Data Strip with Cord and Slatwall Attachment Bracket



Standard Includes	Required to Specify
-------------------	---------------------

- |  |  |
|--|--|
| <ul style="list-style-type: none"> <li>Power and data strip with cord: 8043 Clear Anodized Aluminum cover with black faceplate</li> <li>Slatwall attachment bracket: 4799 Platinum paint only</li> </ul> | <ul style="list-style-type: none"> <li>Style number</li> </ul> |
|--|--|

Specification Information			
---------------------------	--	--	--

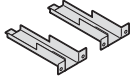
Dimensions			Style Number	Price
D	W	H		
2 1/4"	10 1/4"	3"	<b>BPDSSWPL</b>	\$210

# Storage Brackets and Storage Accessories

SIN 711.1

## Pedestal Adapter Package

For Pedestals Manufactured After February 22, 2004 that will be used on Steel Substrate Tops



*Tip: One pedestal adapter package must be specified for each pedestal when 25"D pedestals are used with 30"D worksurfaces.*

*Tip: For pedestals manufactured on or before February 22, 2004, see Service Parts catalog.*

*Tip: Pedestals do not use adapter packages with wood core substance tops.*

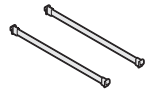
Standard Includes	Required to Specify
• Pair of brackets: black paint only	Style number

### Specification Information

•Style Number	•Price
<b>9U239</b>	\$72

## Rails

For Use in Pedestals Manufactured After February 22, 2004  
For Use in Universal Towers and Universal Workstation Verticals



*Tip: For pedestals manufactured on or before February 22, 2004, see Service Parts catalog.*

*Tip: Two rails per drawer accommodate side-to-side filing of letter, A4-, and legal-size hanging folders.  
Exception: Legal-size file folders cannot be filed in 17½"D pedestals.*

Standard Includes	Required to Specify
• Package of two or four rails: black only	Style number

### Specification Information

•Width	•Style Number	•Price
12"	<b>RXADRL15</b>	\$21

## Dividers

For Use with Pedestals, Towers, and Workstation Verticals

Standard Includes	Required to Specify
<ul style="list-style-type: none"> <li>Package of dividers: black only</li> </ul>	Style number

### Specification Information

Width	Quantity	Style Number	Price

#### For Use in 6"H Drawers

12"	2	<b>RDV1506</b>	\$ 33

#### For Use in 12"H Drawers

12"	2	<b>RDV1512</b>	\$ 36
12"	10	<b>RDV151210</b>	\$172

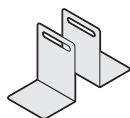


## Bookends

Standard Includes	Required to Specify
<ul style="list-style-type: none"> <li>Package of 2 or 20 bookends: 6695 Midnight only</li> </ul>	Style number

### Specification Information

Style Number	Quantity	Price
<b>KDIV02</b>	2	\$ 25
<b>KDIV20</b>	20	\$241



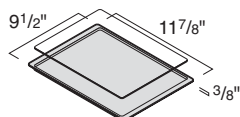
Series 9000

## Reference Shelf

Standard Includes	Required to Specify
<ul style="list-style-type: none"> <li>Reference shelf: black only</li> <li>Insert: clear plastic only</li> </ul>	Style number

### Specification Information

Style Number	Price
<b>RPXDRS</b>	\$41




Storage Brackets and Storage Accessories, continued

SIN 711.1

**Wall Channels**

For Use with Overhead Storage Products



Tip: Horizontal brace is required for wall channel application supporting components that are up to 60"W.

**Standard Includes** **Required to Specify**

- Two wall channels: all paint price groups

- 1 Style number
- 2 Paint color number for channels
- ▶ See *Surface Materials*, page 487.

**Related Products**

- Tackboards

▶ Page 334

**Specification Information**

• Height	• Style Number	• Price
53"	<b>98718</b>	\$78
65"	<b>98719</b>	\$78
75"	<b>98720</b>	\$78

**Wall Channel Horizontal Braces**

For Use with Overhead Storage Products



**Standard Includes** **Required to Specify**

- Horizontal brace: all paint price groups

- 1 Style number
- 2 Paint color number for brace
- ▶ See *Surface Materials*, page 487.

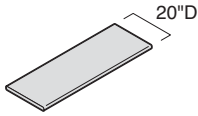
**Specification Information**

• Width	• Style Number	• Price
42"	<b>987HB42</b>	\$74
45"	<b>987HB45</b>	\$74
60"	<b>987HB60</b>	\$74
70"	<b>987HB70</b>	\$74



# 20"D Worksurfaces

SIN 711.1



Tip: Conventional worksurfaces are now made with wood core substrates.

Standard Includes	Required to Specify
-------------------	---------------------

- |   |  |
|---|--|
| Standard Includes   | Required to Specify  |
| <ul style="list-style-type: none"> <li>• Worksurface: laminate</li> </ul> | <ol style="list-style-type: none"> <li>1 Style number</li> <li>2 Laminate color number for worksurface</li> <li>3 Options, if selected (see below)</li> </ol> <p>▶ See <i>Surface Materials</i>, page 487.</p> |

Options	Price	Required to Specify
---------	-------	---------------------

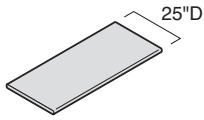
Surface Materials	Worksurface	Price	Required to Specify
	<ul style="list-style-type: none"> <li>• Open Line laminate</li> </ul>	+\$64 plus cost of laminate	▶ See <i>Surface Materials Reference Manual</i> .
<b>Grommets</b>		+\$34 each	Back left: 99954L and color number Back right: 99954R and color number Back center: 99954C and color number Keyboard left: 99954KBL and color number Keyboard right: 99954KBR and color number Keyboard center: 99954KBC and color number ▶ See <i>Surface Materials</i> , page 487, for plastic color numbers.
<b>Related Products</b>	<ul style="list-style-type: none"> <li>• Worksurface accessories</li> <li>• Worksurface brackets</li> <li>• Worksurface wiring and cabling</li> </ul>		▶ Page 430 ▶ Page 449 ▶ Page 476

Specification Information			
Dimensions	Style		Base Price
	D	W	

Dimensions	Style		Base Price
	D	W	
20"	27¾"	<b>98401AM</b>	\$295
20"	28⅞"	<b>98401AEFLM</b>	\$295
20"	32¾"	<b>98403AM</b>	\$303
20"	33¾"	<b>98422AM</b>	\$308
20"	39¾"	<b>98424AM</b>	\$310
20"	42¾"	<b>99004AM</b>	\$307
20"	43⅞"	<b>99004AEFLM</b>	\$307
20"	45"	<b>99004BEWPM</b>	\$241
20"	57¾"	<b>99005AM</b>	\$336
20"	58⅞"	<b>99005AEFLM</b>	\$336
20"	67¾"	<b>99006AM</b>	\$353
20"	87¾"	<b>98433AM</b>	\$566

# 25"D Worksurfaces

SIN 711.1



Tip: Conventional worksurfaces are now made with wood core substrates.

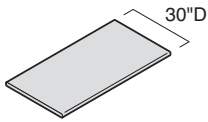
Tip: Center drawer will block access to grommets.

Standard Includes		Required to Specify	
<ul style="list-style-type: none"> <li>Worksurface: laminate</li> </ul>		1 Style number 2 Laminate color number for worksurface 3 Options, if selected (see below) ▶ See <i>Surface Materials</i> , page 487.	
Options		Price	Required to Specify
<b>Surface Materials</b>	<ul style="list-style-type: none"> <li>Open Line laminate</li> </ul>	+\$64 plus cost of laminate	▶ See <i>Surface Materials Reference Manual</i> .
<b>Grommets</b>		+\$34 each	Back left: 99954L and color number Back right: 99954R and color number Back center: 99954C and color number Keyboard left: 99954KBL and color number Keyboard right: 99954KBR and color number Keyboard center: 99954KBC and color number ▶ See <i>Surface Materials</i> , page 487, for plastic color numbers.
<b>Related Products</b>	<ul style="list-style-type: none"> <li>Worksurface accessories</li> <li>Worksurface brackets</li> <li>Worksurface wiring and cabling</li> </ul>		▶ Page 430 ▶ Page 449 ▶ Page 476

Specification Information			
Dimensions	Style		Base Price
	D	W	
25"	27 <sup>3</sup> / <sub>4</sub> "	<b>98405AM</b>	\$306
25"	28 <sup>7</sup> / <sub>8</sub> "	<b>98405AEFLM</b>	\$306
25"	32 <sup>3</sup> / <sub>4</sub> "	<b>98407AM</b>	\$311
25"	33 <sup>3</sup> / <sub>4</sub> "	<b>98426AM</b>	\$312
25"	39 <sup>3</sup> / <sub>4</sub> "	<b>98428AM</b>	\$326
25"	42 <sup>3</sup> / <sub>4</sub> "	<b>99107AM</b>	\$336
25"	43 <sup>7</sup> / <sub>8</sub> "	<b>99107AEFLM</b>	\$336
25"	45"	<b>99107BEWPM</b>	\$270
25"	57 <sup>3</sup> / <sub>4</sub> "	<b>99108AM</b>	\$440
25"	58 <sup>7</sup> / <sub>8</sub> "	<b>99108AEFLM</b>	\$440
25"	62 <sup>3</sup> / <sub>4</sub> "	<b>99253AM</b>	\$454
25"	67 <sup>3</sup> / <sub>4</sub> "	<b>98409AM</b>	\$463
25"	72 <sup>3</sup> / <sub>4</sub> "	<b>99109AM</b>	\$463
25"	87 <sup>3</sup> / <sub>4</sub> "	<b>98439AM</b>	\$639

# 30"D Worksurfaces

SIN 711.1



Tip: Conventional worksurfaces are now made with wood core substrates.

Standard Includes	Required to Specify
-------------------	---------------------

Standard Includes	Required to Specify
<ul style="list-style-type: none"> <li>Worksurface: laminate</li> </ul>	<ol style="list-style-type: none"> <li>Style number</li> <li>Laminate color number for worksurface</li> <li>Options, if selected (see below)</li> </ol> <p>▶ See <i>Surface Materials</i>, page 487.</p>

Options	Price	Required to Specify
---------	-------	---------------------

Surface Materials	Worksurface	Required to Specify
<ul style="list-style-type: none"> <li>Open Line laminate</li> </ul>	+\$64 plus cost of laminate	▶ See <i>Surface Materials Reference Manual</i> .

Grommets	Price	Required to Specify
	+\$34 each	Back left: 99954L and color number Back right: 99954R and color number Back center: 99954C and color number Keyboard left: 99954KBL and color number Keyboard right: 99954KBR and color number Keyboard center: 99954KBC and color number ▶ See <i>Surface Materials</i> , page 487, for plastic color numbers.

Related Products	Options	Required to Specify
<ul style="list-style-type: none"> <li>Worksurface accessories</li> <li>Worksurface brackets</li> <li>Worksurface wiring and cabling</li> </ul>		▶ Page 430 ▶ Page 449 ▶ Page 476

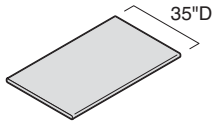
### Specification Information

Dimensions		Style	Base
D	W	Number	Price
30"	27¾"	<b>99268AM</b>	\$333
30"	28⅞"	<b>99268AEFLM</b>	\$333
30"	42¾"	<b>99266AMM</b>	\$351
30"	43⅞"	<b>99266AEFLMM</b>	\$351
30"	45"	<b>99266BEWPMM</b>	\$285
30"	57¾"	<b>99213AMM</b>	\$465
30"	58⅞"	<b>99213AEFLMM</b>	\$465
30"	62¾"	<b>99214AMM</b>	\$490
30"	67¾"	<b>99262AMM</b>	\$528
30"	72¾"	<b>99260AMM</b>	\$545
30"	87¾"	<b>99052AMM</b>	\$733
:	:	:	:

Series 9000

# 35"D Worksurfaces

SIN 711.1



Tip: Conventional worksurfaces are now made with wood core substrates.

Standard Includes	Required to Specify
-------------------	---------------------

<ul style="list-style-type: none"> <li>• Worksurface: laminate</li> </ul>	1 Style number 2 Laminate color number for worksurface 3 Options, if selected (see below) ▶ See <i>Surface Materials</i> , page 487.
---	---

Options	Price	Required to Specify
---------	-------	---------------------

<b>Surface Materials</b> <ul style="list-style-type: none"> <li>• Open Line laminate</li> </ul>	+\$64 plus cost of laminate	▶ See <i>Surface Materials Reference Manual</i> .
---	--------------------------------	---

<b>Grommets</b>	+\$34 each	Back left: <i>99954L</i> and color number Back right: <i>99954R</i> and color number Back center: <i>99954C</i> and color number Keyboard left: <i>99954KBL</i> and color number Keyboard right: <i>99954KBR</i> and color number Keyboard center: <i>99954KBC</i> and color number ▶ See <i>Surface Materials</i> , page 487, for plastic color numbers.
-----------------	------------	---

<b>Related Products</b>	<ul style="list-style-type: none"> <li>• Worksurface accessories</li> <li>• Worksurface brackets</li> <li>• Worksurface wiring and cabling</li> </ul>	▶ Page 430 ▶ Page 449 ▶ Page 476
-------------------------	---	--

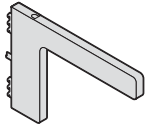
Specification Information			
• Dimensions		• Style	• Base
D	W	Number	Price

35"	57¾"	<b>99215AM</b>	\$561
35"	62¾"	<b>99216AM</b>	\$592
35"	67¾"	<b>99217AM</b>	\$621
35"	72¾"	<b>99258AM</b>	\$647
:	:	:	:

# Worksurface Supports

SIN 711.1

## Cantilevers



*Tip: Cantilever end-support brackets can be ordered separately through Service Parts.*

Standard Includes	Required to Specify
-------------------	---------------------

- |   |  |
|---|--|
| <ul style="list-style-type: none"> <li>• Cantilever and cantilever trim: all paint price groups</li> <li>• Cantilever end-support brackets</li> </ul> | <ul style="list-style-type: none"> <li>1 Style number</li> <li>2 Paint color number for cantilever and cantilever trim</li> <li>▶ See <i>Surface Materials</i>, page 487.</li> </ul> |
|---|--|

Specification Information		
Worksurface Depth	Style Number	Price

Worksurface Depth	Style Number	Price
-------------------	--------------	-------

### Left-Hand Cantilevers

20"	<b>98701</b>	\$ 99
25"	<b>98703</b>	\$102
30"	<b>98705</b>	\$108
⋮	⋮	⋮

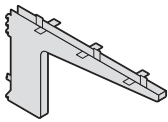
### Right-Hand Cantilevers

20"	<b>98702</b>	\$ 99
25"	<b>98704</b>	\$102
30"	<b>98706</b>	\$108
⋮	⋮	⋮

### Center Supports for 90"W Worksurfaces

20" or 25"	<b>98795</b>	\$99
⋮	⋮	⋮

## Shared Cantilever



Standard Includes	Required to Specify
-------------------	---------------------

- |   |   |
|---|---|
| <ul style="list-style-type: none"> <li>• Non-handed shared cantilever: all paint price groups</li> <li>• Reveal strip: black plastic</li> </ul> | <ul style="list-style-type: none"> <li>1 Style number</li> <li>2 Paint color number for shared cantilever</li> <li>3 Options, if selected (see below)</li> <li>▶ See <i>Surface Materials</i>, page 487.</li> </ul> |
|---|---|

Options	Price	Required to Specify
---------	-------	---------------------

<b>Surface Materials</b>	• Reveal strip	No cost
		Select plastic color number for reveal strip.

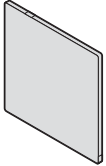
Specification Information		
Worksurface Depth	Style Number	Price

Worksurface Depth	Style Number	Price
25" or 30"	<b>98763</b>	\$155
⋮	⋮	⋮

Worksurface Supports, continued

SIN 711.1

**End Panels**



Standard Includes	Required to Specify
-------------------	---------------------

- |  |  |
|--|--|
| <ul style="list-style-type: none"> <li>• End panel and end panel trim: paint price group 1</li> <li>• End panel-to-panel stabilizer bracket</li> </ul> | <ol style="list-style-type: none"> <li>1 Style number</li> <li>2 Paint color number for end panel and end panel trim</li> <li>3 Options, if selected (see below)</li> </ol> <p>▶ See <i>Surface Materials</i>, page 487.</p> |
|--|--|

Options	Price	Required to Specify
---------	-------	---------------------

<b>Surface Materials</b> <ul style="list-style-type: none"> <li>• End panel</li> <li>• Paint price group 1</li> <li>• Paint price group 2</li> <li>• Paint price group 3</li> </ul>	No cost +\$19 +\$31	Specify paint color number. Specify paint color number. Specify paint color number.
---	---------------------------	---

Specification Information			
Dimensions	Style	Base	
D	H	Number	Price

**Non-Handed End Panels**

20"	30"	<b>99001</b>	\$312
:	:	:	:

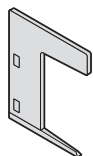
**Left-Hand End Panels**

25"	30"	<b>99101</b>	\$314
30"	30"	<b>99201</b>	\$366
35"	30"	<b>99207</b>	\$389
:	:	:	:

**Right-Hand End Panels**

25"	30"	<b>99102</b>	\$314
30"	30"	<b>99202</b>	\$366
35"	30"	<b>99208</b>	\$389
:	:	:	:

## Clear-Access End Panels



Standard Includes	Required to Specify
<ul style="list-style-type: none"> <li>• Clear-access end panel and clear-access end panel trim: paint price group 1</li> <li>• End panel-to-panel stabilizer bracket</li> </ul>	<ol style="list-style-type: none"> <li>1 Style number</li> <li>2 Paint color number for end panel and end panel trim</li> <li>3 Options, if selected (see below)</li> </ol> <p>▶ See <i>Surface Materials</i>, page 487.</p>

Options	Price	Required to Specify
<b>Surface Materials</b> <ul style="list-style-type: none"> <li>• Clear-access end panel and clear-access end panel trim</li> <li>• Paint price group 1</li> <li>• Paint price group 2</li> <li>• Paint price group 3</li> </ul>	No cost +\$19 +\$31	Specify paint color number. Specify paint color number. Specify paint color number.

Specification Information		
Dimensions	Style	Base
D      H	Number	Price

### Left-Hand Clear-Access End Panels with Feet

25"	30"	<b>99157A</b>	\$314
30"	30"	<b>99163A</b>	\$366

### Right-Hand Clear-Access End Panels with Feet

25"	30"	<b>99159A</b>	\$314
30"	30"	<b>99165A</b>	\$366

### Center Clear-Access End Panels with Feet

25"	30"	<b>99161A</b>	\$314
30"	30"	<b>99167A</b>	\$366

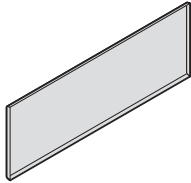
### Center Clear-Access End Panels without Feet

25"	30"	<b>99162A</b>	\$288
30"	30"	<b>99168A</b>	\$336

Worksurface Supports, continued

SIN 711.1

**Back Panels**



Standard Includes	Required to Specify
-------------------	---------------------

- |   |  |
|---|--|
| <ul style="list-style-type: none"> <li>Back panel: paint price group 1</li> </ul> | <ul style="list-style-type: none"> <li>1 Style number</li> <li>2 Paint color number for back panel</li> <li>3 Options, if selected (see below)</li> <li>▶ See <i>Surface Materials</i>, page 487.</li> </ul> |
|---|--|

Options	Price	Required to Specify
---------	-------	---------------------

<b>Surface Materials</b>	<ul style="list-style-type: none"> <li>Paint price group 1</li> <li>Paint price group 2</li> <li>Paint price group 3</li> </ul>	<ul style="list-style-type: none"> <li>No cost</li> <li>+\$27</li> <li>+\$46</li> </ul>
		<ul style="list-style-type: none"> <li>Specify paint color number.</li> <li>Specify paint color number.</li> <li>Specify paint color number.</li> </ul>

Specification Information		
Dimensions	Style Number	Base Price
W	H	

**3/4-Height Back Panels**

27 <sup>3</sup> / <sub>4</sub> "	20 <sup>1</sup> / <sub>4</sub> "	<b>99121</b>	\$108
28 <sup>7</sup> / <sub>8</sub> "	20 <sup>1</sup> / <sub>4</sub> "	<b>99121EF</b>	\$108
32 <sup>3</sup> / <sub>4</sub> "	20 <sup>1</sup> / <sub>4</sub> "	<b>99122</b>	\$112
39 <sup>3</sup> / <sub>4</sub> "	20 <sup>1</sup> / <sub>4</sub> "	<b>99183</b>	\$119
42 <sup>3</sup> / <sub>4</sub> "	20 <sup>1</sup> / <sub>4</sub> "	<b>99118</b>	\$126
43 <sup>7</sup> / <sub>8</sub> "	20 <sup>1</sup> / <sub>4</sub> "	<b>99118EF</b>	\$126
45"	20 <sup>1</sup> / <sub>4</sub> "	<b>99118EWP</b>	\$126
57 <sup>3</sup> / <sub>4</sub> "	20 <sup>1</sup> / <sub>4</sub> "	<b>99119</b>	\$136
58 <sup>7</sup> / <sub>8</sub> "	20 <sup>1</sup> / <sub>4</sub> "	<b>99119EF</b>	\$136
62 <sup>3</sup> / <sub>4</sub> "	20 <sup>1</sup> / <sub>4</sub> "	<b>99227</b>	\$140
67 <sup>3</sup> / <sub>4</sub> "	20 <sup>1</sup> / <sub>4</sub> "	<b>99228</b>	\$150
72 <sup>3</sup> / <sub>4</sub> "	20 <sup>1</sup> / <sub>4</sub> "	<b>99120</b>	\$157
87 <sup>3</sup> / <sub>4</sub> "	20 <sup>1</sup> / <sub>4</sub> "	<b>99123</b>	\$173

**Full-Height Back Panels**

27 <sup>3</sup> / <sub>4</sub> "	25 <sup>7</sup> / <sub>16</sub> "	<b>99169</b>	\$118
28 <sup>7</sup> / <sub>8</sub> "	25 <sup>7</sup> / <sub>16</sub> "	<b>99169EF</b>	\$118
32 <sup>3</sup> / <sub>4</sub> "	25 <sup>7</sup> / <sub>16</sub> "	<b>99170</b>	\$127
39 <sup>3</sup> / <sub>4</sub> "	25 <sup>7</sup> / <sub>16</sub> "	<b>99184</b>	\$133
42 <sup>3</sup> / <sub>4</sub> "	25 <sup>7</sup> / <sub>16</sub> "	<b>99171</b>	\$136
43 <sup>7</sup> / <sub>8</sub> "	25 <sup>7</sup> / <sub>16</sub> "	<b>99171EF</b>	\$136
45"	25 <sup>7</sup> / <sub>16</sub> "	<b>99171EWP</b>	\$136
57 <sup>3</sup> / <sub>4</sub> "	25 <sup>7</sup> / <sub>16</sub> "	<b>99172</b>	\$181
58 <sup>7</sup> / <sub>8</sub> "	25 <sup>7</sup> / <sub>16</sub> "	<b>99172EF</b>	\$181
62 <sup>3</sup> / <sub>4</sub> "	25 <sup>7</sup> / <sub>16</sub> "	<b>99173</b>	\$194
67 <sup>3</sup> / <sub>4</sub> "	25 <sup>7</sup> / <sub>16</sub> "	<b>99174</b>	\$200
72 <sup>3</sup> / <sub>4</sub> "	25 <sup>7</sup> / <sub>16</sub> "	<b>99175</b>	\$212
87 <sup>3</sup> / <sub>4</sub> "	25 <sup>7</sup> / <sub>16</sub> "	<b>99178</b>	\$226



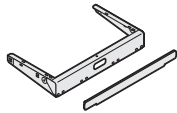
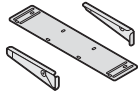
# Worksurface Brackets

SIN 711.1

## Bridge or Return Attachment Bracket Packages

*Tip: Straight-height bracket packages are used for wood-to-wood and wood-to-steel worksurfaces connections. See Customer Service parts for straight-height brackets used for steel-to-steel worksurface connections.*

*Tip: Drop-height bracket packages are used for steel-to-steel, wood-to-wood, and wood-to-steel.*



Standard Includes	Required to Specify
<ul style="list-style-type: none"> <li>Attachment bracket: all paint price groups</li> <li>Filler strip for straight-height bracket package: black plastic</li> </ul>	1 Style number 2 Paint color number for attachment bracket 3 Options, if selected (see below) ▶ See <i>Surface Materials</i> , page 487.

Options	Price	Required to Specify
<b>Surface Materials</b> <ul style="list-style-type: none"> <li>Filler strip</li> </ul>	No cost	Select plastic color number for filler strip. ▶ See <i>Surface Materials</i> , page 487.

### Specification Information

Return or Bridge Depth	Style Number	Price

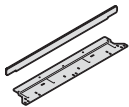
### Straight-Height Bracket Package for 29<sup>3</sup>/<sub>4</sub>"H Application

20"	<b>99365</b>	\$106
25"	<b>99366</b>	\$109
30"	<b>99367</b>	\$111

### Drop-Height Bracket Package for 26<sup>1</sup>/<sub>4</sub>"H, 27<sup>1</sup>/<sub>4</sub>"H, or 28<sup>3</sup>/<sub>4</sub>"H Application

20"	<b>99365A</b>	\$103
25"	<b>99366A</b>	\$107
30"	<b>99367A</b>	\$109

## Return Radius-End Worksurface Bracket



Standard Includes	Required to Specify
<ul style="list-style-type: none"> <li>Bracket: black paint only</li> <li>Filler strip: black plastic</li> </ul>	1 Style number 2 Options, if selected (see below)

Options	Price	Required to Specify
<b>Surface Materials</b> <ul style="list-style-type: none"> <li>Filler strip</li> </ul>	No cost	Select plastic color number for filler strip. ▶ See <i>Surface Materials</i> , page 487.

### Specification Information

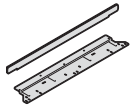
Return Radius End Table Depth	Style Number	Price
30"	<b>99376</b>	\$110
35"	<b>99377</b>	\$110

Series 9000

Worksurface Brackets, continued

SIN 711.1

**Worksurface-to-Radius-End Table Bracket**



Standard Includes	Required to Specify
<ul style="list-style-type: none"> <li>• Bracket package: black paint only</li> <li>• Filler strip: black plastic</li> </ul>	1 Style number 2 Options, if selected (see below)

Options	Price	Required to Specify
<b>Surface Materials</b> <ul style="list-style-type: none"> <li>• Filler strip</li> </ul>	No cost	Select plastic color number for filler strip. ▶ See <i>Surface Materials</i> , page 487.

Specification Information		
•Work- surface Depth	•Style Number	•Price
20"	<b>99388</b>	\$108
25"	<b>99389</b>	\$108
30"	<b>99390</b>	\$108
:	:	:

# Breakdown of Components

	Without Pedestals		Single-Pedestal		Double-Pedestal	
	¾-Height Back Panel	Full-Height Back Panel	¾-Height Back Panel	Full-Height Back Panel	¾-Height Back Panel	Full-Height Back Panel
<b>20"D Freestanding Desks (see pages 383–387)</b>						
45"W	<b>9013ALM</b> 99001-EP 99001-EP 99004AM-WS 99118-BP	<b>9213ALM</b> 99001-EP 99001-EP 99004AM-WS 99171-BP	<b>9013TLM</b> 99001-EP 99001-EP 99004AM-WS 99118-BP 9U872-PD	<b>9213TLM</b> 99001-EP 99001-EP 99004AM-WS 99171-BP 9U881-PD		
60"W	<b>9017ALM</b> 99001-EP 99001-EP 99005AM-WS 99119-BP	<b>9217ALM</b> 99001-EP 99001-EP 99005AM-WS 99172-BP	<b>9017TLM</b> 99001-EP 99001-EP 99005AM-WS 99119-BP 9U872-PD	<b>9217TLM</b> 99001-EP 99001-EP 99005AM-WS 99172-BP 9U881-PD	<b>9017ULM</b> 99001-EP 99001-EP 99005AM-WS 99119-BP 99871-PD 9U872-PD	<b>9217ULM</b> 99001-EP 99001-EP 99005AM-WS 99172-BP 9U893-PD 9U881-PD
70"W	<b>9021ALM</b> 99001-EP 99001-EP 99006AM-WS 99228-BP	<b>9221ALM</b> 99001-EP 99001-EP 99006AM-WS 99174-BP	<b>9021TLM</b> 99001-EP 99001-EP 99006AM-WS 99228-BP 9U872-PD	<b>9221TLM</b> 99001-EP 99001-EP 99006AM-WS 99174-BP 9U881-PD	<b>9021ULM</b> 99001-EP 99001-EP 99006AM-WS 99228-BP 99871-PD 9U872-PD	<b>9221ULM</b> 99001-EP 99001-EP 99006AM-WS 99174-BP 9U893-PD 9U881-PD
<b>25"D Freestanding Desks (see pages 388–393)</b>						
30"W	<b>9031AM</b> 99101-EP 99102-EP 98405AM-WS 99121-BP	<b>9231AM</b> 99101-EP 99102-EP 98405AM-WS 99169-BP	<b>9031BM</b> 99101-EP 99102-EP 98405AM-WS 99121-BP 9U111-PD	<b>9231BM</b> 99101-EP 99102-EP 98405AM-WS 99169-BP 9U224-PD		
45"W	<b>9035AM</b> 99101-EP 99102-EP 99107AM-WS 99118-BP	<b>9235AM</b> 99101-EP 99102-EP 99107AM-WS 99171-BP	<b>9035BM</b> 99101-EP 99102-EP 99107AM-WS 99118-BP 9U111-PD	<b>9235BM</b> 99101-EP 99102-EPI 99107AM-WS 99171-BP 9U224-PD		
60"W	<b>9039AM</b> 99101-EP 99102-EP 99108AM-WS 99119-BP	<b>9239AM</b> 99101-EP 99102-EP 99108AM-WS 99172-BP	<b>9039BM</b> 99101-EP 99102-EP 99108AM-WS 99119-BP 9U111-PD	<b>9239BM</b> 99101-EP 99102-EP 99108AM-WS 99172-BP 9U224-PD	<b>9039CM</b> 99101-EP 99102-EP 99108AM-WS 99119-BP 99110-PD 9U111-PD	<b>9239CM</b> 99101-EP 99102-EP 99108AM-WS 99172-BP 9U223-PD 9U224-PD
70"W	<b>9047AM</b> 99101-EP 99102-EP 98409AM-WS 99228-BP	<b>9247AM</b> 99101-EP 99102-EP 98409AM-WS 99174-BP	<b>9047BM</b> 99101-EP 99102-EP 98409AM-WS 99228-BP 9U111-PD	<b>9247BM</b> 99101-EP 99102-EP 98409AM-WS 99174-BP 9U224-PD	<b>9047CM</b> 99101-EP 99102-EP 98409AM-WS 99228-BP 9U111-PD 99110-PD	<b>9247CM</b> 99101-EP 99102-EP 98409AM-WS 99174-BP 9U223-PD 9U224-PD

Series 9000

<b>Abbreviation Codes</b>	AB Attachment bracket	LC Lower case	UC Upper case	<b>Components listed from left to right.</b>
	BP Back panel	PD Pedestal	WS Worksurface	
	G Grommet	RS Reference shelf		
	EP End panel	SF Shelf		
	KS Kneespace package	TB Tackboard		

Breakdown of Components, continued

	Without Pedestals		Single-Pedestal		Double-Pedestal	
	¾-Height Back Panel	Full-Height Back Panel	¾-Height Back Panel	Full-Height Back Panel	¾-Height Back Panel	Full-Height Back Panel
<b>25"D Freestanding Desks, continued (see pages 388–393)</b>						
75"W	<b>9043AM</b> 99101-EP 99102-EP 99109AM-WS 99120-BP	<b>9243AM</b> 99101-EP 99102-EP 99109AM-WS 99175-BP	<b>9043BM</b> 99101-EP 99102-EP 99109AM-WS 99120-BP 9U111-PD	<b>9243BM</b> 99101-EP 99102-EP 99109AM-WS 99175-BP 9U224-PD	<b>9043CM</b> 99101-EP 99102-EP 99109AM-WS 99120-BP 99110-PD 9U111-PD	<b>9243CM</b> 99101-EP 99102-EP 99109AM-WS 99175-BP 9U223-PD 9U224-PD
90"W	<b>9082AM</b> 99101-EP 99102-EP 98439AM-WS 99123-BP	<b>9282AM</b> 99101-EP 99102-EP 98439AM-WS 99178-BP	<b>9082BM</b> 99101-EP 99102-EP 98439AM-WS 99123-BP 9U111-PD	<b>9282BM</b> 99101-EP 99102-EP 98439AM-WS 99178-BP 9U224-PD	<b>9082CM</b> 99101-EP 99102-EP 98439AM-WS 99123-BP 99110-PD 9U111-PD	<b>9282CM</b> 99101-EP 99102-EP 98439AM-WS 99178-BP 9U223-PD 9U224-PD
<b>30"D Freestanding Desks (see pages 394–405)</b>						
30"W	<b>9051AM</b> 99201-EP 99202-EP 99268AM-WS 99121-BP	<b>9251AM</b> 99201-EP 99202-EP 99268AM-WS 99169-BP	<b>9051BM</b> 99201-EP 99202-EP 99268AM-WS 99121-BP 9U230-PD			
45"W	<b>9055AM</b> 99201-EP 99202-EP 99266AMM-WS 99118-BP	<b>9255AM</b> 99201-EP 99202-EP 99266AMM-WS 99171-BP	<b>9055BM</b> 99201-EP 99202-EP 99266AMM-WS 99118-BP 9U230-PD	<b>9255BM</b> 99201-EP 99202-EP 99266AMM-WS 99171-BP 9U948-PD		
60"W	<b>9059AM</b> 99201-EP 99202-EP 99213AMM-WS 99119-BP	<b>9259AM</b> 99201-EP 99202-EP 99213AMM-WS 99172-BP	<b>9059BM</b> 99201-EP 99202-EP 99213AMM-WS 99119-BP 9U230-PD	<b>9259BM</b> 99201-EP 99202-EP 99213AMM-WS 99172-BP 9U948-PD	<b>9059CM</b> 99201-EP 99202-EP 99213AMM-WS 99119-BP 99229-PD 9U230-PD	<b>9259CM</b> 99201-EP 99202-EP 99213AMM-WS 99172-BP 9U947-PD 9U948-PD
	<b>9059ARM</b> 99201-EP 99202-EP 99213AMM-WS 99119-BP	<b>9259ARM</b> 99201-EP 99202-EP 99213AMM-WS 99172-BP	<b>9059BRM</b> 99201-EP 99202-EP 99213AMM-WS 99119-BP 9U111-PD 9U239-AB	<b>9259BRM</b> 99201-EP 99202-EP 99213AMM-WS 99172-BP 9U224-PD 9U239-AB	<b>9059CRM</b> 99201-EP 99202-EP 99213AMM-WS 99119-BP 99110-PD 9U111-PD 9U239-AB 9U239-AB	<b>9259CRM</b> 99201-EP 99202-EP 99213AMM-WS 99172-BP 9U224-PD 9U223-PD 9U239-AB 9U239-AB

Abbreviation Codes	AB Attachment bracket	BP Back panel	G Grommet	EP End panel	KS Kneespace package	LC Lower case	PD Pedestal	RS Reference shelf	SF Shelf	TB Tackboard	UC Upper case	WS Worksurface	Components listed from left to right.
--------------------	-----------------------	---------------	-----------	--------------	----------------------	---------------	-------------	--------------------	----------	--------------	---------------	----------------	---------------------------------------

	<b>Without Pedestals</b>		<b>Single-Pedestal</b>		<b>Double-Pedestal</b>	
	¾-Height Back Panel	Full-Height Back Panel	¾-Height Back Panel	Full-Height Back Panel	¾-Height Back Panel	Full-Height Back Panel
<b>30"D Freestanding Desks, continued (see pages 394–405)</b>						
65"W	<b>9063AM</b>	<b>9263AM</b>	<b>9063BM</b>	<b>9263BM</b>	<b>9063CM</b>	<b>9263CM</b>
	99201-EP	99201-EP	99201-EP	99201-EP	99201-EP	99201-EP
	99202-EP	99202-EP	99202-EP	99202-EP	99202-EP	99202-EP
	99214AMM-WS	99214AMM-WS	99214AMM-WS	99214AMM-WS	99214AMM-WS	99214AMM-WS
	99227-BP	99173-BP	99227-BP	99173-BP	99227-BP	99173-BP
			9U230-PD	9U948-PD	99229-PD	9U947-PD
					9U230-PD	9U948-PD
		<b>9263ARM</b>	<b>9063BRM</b>	<b>9263BRM</b>		<b>9263CRM</b>
		99201-EP	99201-EP	99201-EP		99201-EP
		99202-EP	99202-EP	99202-EP		99202-EP
	99214AMM-WS	99214AMM-WS	99214AMM-WS		99214AMM-WS	
	99173-BP	99227-BP	99173-BP		99173-BP	
		9U111-PD	9U224-PD		9U224-PD	
		9U239-AB	9U239-AB		9U223-PD	
					9U239-AB	
					9U239-AB	
70"W	<b>9067AM</b>	<b>9267AM</b>	<b>9067BM</b>	<b>9267BM</b>	<b>9067CM</b>	<b>9267CM</b>
	99201-EP	99201-EP	99201-EP	99201-EP	99201-EP	99201-EP
	99202-EP	99202-EP	99202-EP	99202-EP	99202-EP	99202-EP
	99262AMM-WS	99262AMM-WS	99262AMM-WS	99262AMM-WS	99262AMM-WS	99262AMM-WS
	99228-BP	99174-BP	99228-BP	99174-BP	99228-BP	99174-BP
			9U230-PD	9U948-PD	99229-PD	9U947-PD
					9U230-PD	9U948-PD
		<b>9267ARM</b>	<b>9067BRM</b>	<b>9267BRM</b>		<b>9267CRM</b>
		99201-EP	99201-EP	99201-EP		99201-EP
		99202-EP	99202-EP	99202-EP		99202-EP
	99262AMM-WS	99262AMM-WS	99262AMM-WS		99262AMM-WS	
	99174-BP	99228-BP	99174-BP		99174-BP	
		9U111-PD	9U224-PD		99224-PD	
		9U239-AB	9U239-AB		9U223-PD	
					9U239-AB	
					9U239-AB	
75"W	<b>9072AM</b>	<b>9272AM</b>	<b>9072BM</b>	<b>9272BM</b>	<b>9072CM</b>	<b>9272CM</b>
	99201-EP	99201-EP	99201-EP	99201-EP	99201-EP	99201-EP
	99202-EP	99202-EP	99202-EP	99202-EP	99202-EP	99202-EP
	99260AMM-WS	99260AMM-WS	99260AMM-WS	99260AMM-WS	99260AMM-WS	99260AMM-WS
	99120-BP	99175-BP	99120-BP	99175-BP	99120-BP	99175-BP
			9U230-PD	9U948-PD	99229-PD	9U947-PD
					9U230-PD	9U948-PD
		<b>9272ARM</b>		<b>9272BRM</b>		<b>9272CRM</b>
		99201-EP		99201-EP		99201-EP
		99202-EP		99202-EP		99202-EP
	99260AMM-WS		99260AMM-WS		99260AMM-WS	
	99175-BP		99175-BP		99175-BP	
			9U224-PD		9U224-PD	
			9U239-AB		9U223-PD	
					9U239-AB	
					9U239-AB	

<b>Abbreviation Codes</b>				<b>Components listed from left to right.</b>	
AB	Attachment bracket	LC	Lower case	UC	Upper case
BP	Back panel	PD	Pedestal	WS	Worksurface
G	Grommet	RS	Reference shelf		
EP	End panel	SF	Shelf		
KS	Kneespace package	TB	Tackboard		

Breakdown of Components, continued

	<b>Without Pedestals</b>		<b>Single-Pedestal</b>		<b>Double-Pedestal</b>	
	¾-Height Back Panel	Full-Height Back Panel	¾-Height Back Panel	Full-Height Back Panel	¾-Height Back Panel	Full-Height Back Panel
<b>30"D Freestanding Desks, continued</b> (see pages 394–405)						
90"W	<b>9083AM</b> 99201-EP 99202-EP 99052AMM-WS 99123-BP	<b>9283AM</b> 99201-EP 99202-EP 99052AMM-WS 99178-BP	<b>9083BM</b> 99201-EP 99202-EP 99052AMM-WS 99123-BP 9U230-PD	<b>9283BM</b> 99201-EP 99202-EP 99052AMM-WS 99178-BP 9U948-PD 9U230-PD	<b>9083CM</b> 99201-EP 99202-EP 99052AMM-WS 99123-BP 99229-PD 9U948-PD	<b>9283CM</b> 99201-EP 99202-EP 99052AMM-WS 99178-BP 9U947-PD
<b>35"D Freestanding Desks</b> (see pages 406–411)						
60"W		<b>9271AM</b> 99207-EP 99208-EP 99215AM-WS 99172-BP		<b>9271BM</b> 99207-EP 99208-EP 99215AM-WS 99172-BP 9U948-PD		<b>9271CM</b> 99207-EP 99208-EP 99215AM-WS 99172-BP 9U947-PD 9U948-PD
65"W				<b>9275BM</b> 99207-EP 99208-EP 99216AM-WS 99173-BP 9U948-PD		<b>9275CM</b> 99207-EP 99208-EP 99216AM-WS 99173-BP 9U947-PD 9U948-PD
70"W		<b>9279AM</b> 99207-EP 99208-EP 99217AM-WS 99174-BP	<b>9079BM</b> 99207-EP 99208-EP 99217AM-WS 99228-BP 9U230-PD	<b>9279BM</b> 99207-EP 99208-EP 99217AM-WS 99174-BP 9U948-PD	<b>9079CM</b> 99207-EP 99208-EP 99217AM-WS 99228-BP 99229-PD 9U230-PD	<b>9279CM</b> 99207-EP 99208-EP 99217AM-WS 99174-BP 9U947-PD 9U948-PD
75"W	<b>9080AM</b> 99207-EP 99208-EP 99258AM-WS 99120-BP	<b>9280AM</b> 99207-EP 99208-EP 99258AM-WS 99175-BP	<b>9080BM</b> 99207-EP 99208-EP 99258AM-WS 99120-BP 9U230-PD	<b>9280BM</b> 99207-EP 99208-EP 99258AM-WS 99175-BP 9U948-PD	<b>9080CM</b> 99207-EP 99208-EP 99258AM-WS 99120-BP 99229-PD 9U230-PD	<b>9280CM</b> 99207-EP 99208-EP 99258AM-WS 99175-BP 9U947-PD 9U948-PD

<b>Abbreviation Codes</b>	AB Attachment bracket	BP Back panel	G Grommet	EP End panel	KS Kneespace package	LC Lower case	PD Pedestal	RS Reference shelf	SF Shelf	TB Tackboard	UC Upper case	WS Worksurface	<b>Components listed from left to right.</b>
---------------------------	-----------------------	---------------	-----------	--------------	----------------------	---------------	-------------	--------------------	----------	--------------	---------------	----------------	--

	Without Pedestals		Single-Pedestal		Double-Pedestal		
	¾-Height Back Panel	Full-Height Back Panel	¾-Height Back Panel	Full-Height Back Panel	¾-Height Back Panel	Full-Height Back Panel	
<b>20"D Returns (see pages 412–415)</b>							
30"W	<b>9001AEFLM</b> 98401AEFLM-WS 99365A-AB 99001-EP 99121EF-BP	<b>9201AEFLM</b> 98401AEFLM-WS 99365A-AB 99001-EP 99169EF-BP	<b>9005REFLM</b> 98401AEFLM-WS 99365A-AB 99001-EP 99121EF-BP 9U872-PD	<b>9205REFLM</b> 98401AEFLM-WS 99365A-AB 99001-EP 99169EF-BP 9U881-PD			
45"W	<b>9013DEFLM</b> 99001-EP 99004AEFLM-WS 99118EF-BP 99365A-AB	<b>9213DEFLM</b> 99001-EP 99004AEFLM-WS 99171EF-BP 99365A-AB	<b>9013REFLM</b> 99001-EP 99004AEFLM-WS 99118EF-BP 99365A-AB 9U872-PD	<b>9213REFLM</b> 99001-EP 99004AEFLM-WS 99171EF-BP 99365A-AB 9U881-PD			
60"W	<b>9017AEFLM</b> 99001-EP 99005AEFLM-WS 99119EF-BP 99365A-AB	<b>9217AEFLM</b> 99001-EP 99005AEFLM-WS 99172EF-BP 99365A-AB	<b>9017TEFLM</b> 99001-EP 99005AEFLM-WS 99119EF-BP 99365A-AB 9U872-PD	<b>9217TEFLM</b> 99001-EP 99005AEFLM-WS 99172EF-BP 99365A-AB 9U881-PD		<b>9217UEFLM</b> 99001-EP 99005AEFLM-WS 99172EF-BP 99365A-AB 9U881-PD	

<b>25"D Returns (see pages 416–419)</b>							
30"W	<b>9031AEFLM</b> 98405AEFLM-WS 99366-AB 99101-EP 99121EF-BP	<b>9231AEFLM</b> 98405AEFLM-WS 99366-AB 99101-EP 99169EF-BP	<b>9031BEFLM</b> 98405AEFLM-WS 99366-AB 99101-EP 99121EF-BP 9U111-PD	<b>9231BEFLM</b> 98405AEFLM-WS 99366-AB 99101-EP 99169EF-BP 9U224-PD			
45"W	<b>9035DEFLM</b> 99101-EP 99107AEFLM-WS 99118EF-BP 99366-AB	<b>9235DEFLM</b> 99101-EP 99107AEFLM-WS 99171EF-BP 99366-AB	<b>9035GEFLM</b> 99101-EP 99107AEFLM-WS 99118EF-BP 99366-AB 9U111-PD	<b>9235GEFLM</b> 99101-EP 99107AEFLM-WS 99171EF-BP 99366-AB 9U224-PD			
60"W	<b>9039EEFLM</b> 99101-EP 99108AEFLM-WS 99119EF-BP 99366-AB	<b>9239EEFLM</b> 99101-EP 99108AEFLM-WS 99172EF-BP 99366-AB	<b>9039GEFLM</b> 99101-EP 99108AEFLM-WS 99119EF-BP 99366-AB 9U111-PD	<b>9239GEFLM</b> 99101-EP 99108AEFLM-WS 99172EF-BP 99366-AB 9U224-PD	<b>9039CEFLM</b> 99101-EP 99108AEFLM-WS 99119EF-BP 99366-AB 9U111-PD	<b>9239CEFLM</b> 99101-EP 99108AEFLM-WS 99172EF-BP 99366-AB 9U224-PD	

Abbreviation Codes	Components listed from left to right.					
AB	Attachment bracket	LC	Lower case	UC	Upper case	
BP	Back panel	PD	Pedestal	WS	Worksurface	
G	Grommet	RS	Reference shelf			
EP	End panel	SF	Shelf			
KS	Kneespace package	TB	Tackboard			

Breakdown of Components, continued

	<b>Without Pedestals</b>		<b>Single-Pedestal</b>		<b>Double-Pedestal</b>	
	¾-Height Back Panel	Full-Height Back Panel	¾-Height Back Panel	Full-Height Back Panel	¾-Height Back Panel	Full-Height Back Panel
<b>30"D Returns (see pages 420–423)</b>						
30"W	<b>9051AEFLM</b> 99268AEFLMM-WS 99367-AB 99201-EP 99121EF-BP	<b>9251AEFLM</b> 99268AEFLMM-WS 99367-AB 99201-EP 99169EF-BP	<b>9051BEFLM</b> 99268AEFLMM-WS 99367-AB 99201-EP 99121EF-BP 9U230-PD	<b>9251BEFLM</b> 99268AEFLMM-WS 99367-AB 99201-EP 99169EF-BP 9U948-PD		
45"W	<b>9055AEFLM</b> 99201-EP 99266AEFLMM-WS 99118EF-BP 99367-AB	<b>9255AEFLM</b> 99201-EP 99266AEFLMM-WS 99171EF-BP 99367-AB	<b>9055BEFLM</b> 99201-EP 99266AEFLMM-WS 99118EF-BP 99367-AB 9U230-PD	<b>9255BEFLM</b> 99201-EP 99266AEFLMM-WS 99171EF-BP 99367-AB 9U948-PD		
60"W	<b>9059AEFLM</b> 99201-EP 99213AEFLMM-WS 99119EF-BP 99367-AB	<b>9259AEFLM</b> 99201-EP 99213AEFLMM-WS 99172EF-BP 99367-AB	<b>9059BEFLM</b> 99201-EP 99213AEFLMM-WS 99119EF-BP 99367-AB 9U230-PD	<b>9259BEFLM</b> 99201-EP 99213AEFLMM-WS 99172EF-BP 99367-AB 9U948-PD	<b>9059CEFLM</b> 99201-EP 99213AEFLMM-WS 99119EF-BP 99367-AB 9U230-PD 9U230-PD	<b>9259CEFLM</b> 99201-EP 99213AEFLMM-WS 99172EF-BP 99367-AB 9U948-PD 9U948-PD

**20"D Bridges (see page 426)**

45"W	<b>9013EWPM</b> 99004BEWPM-WS 99118EWP-BP 99365-AB 99365-AB	<b>9213EWPM</b> 99004BEWPM-WS 99171EWP-BP 99365-AB 99365-AB
------	---	---

**25"D Bridges (see page 426)**

45"W	<b>9035EWPM</b> 99107BEWPM-WS 99118EWP-BP 99366-AB 99366-AB	<b>9235EWPM</b> 99107BEWPM-WS 99171EWP-BP 99366-AB 99366-AB
------	---	---

**30"D Bridges (see page 426)**

45"W	<b>9055EWPM</b> 99266BEWPM-WS 99118EWP-BP 99367-AB 99367-AB	<b>9255EWPM</b> 99266BEWPM-WS 99171EWP-BP 99367-AB 99367-AB
------	---	---

<b>Abbreviation Codes</b>	AB Attachment bracket	BP Back panel	G Grommet	EP End panel	KS Kneespace package	LC Lower case	PD Pedestal	RS Reference shelf	SF Shelf	TB Tackboard	UC Upper case	WS Worksurface	<b>Components listed from left to right.</b>
---------------------------	-----------------------	---------------	-----------	--------------	----------------------	---------------	-------------	--------------------	----------	--------------	---------------	----------------	--



---

# Specifying Series 9000 Options Worksurfaces, Storage, and Related Products

► For more detailed product information, see the *Series 9000 Specification Guide* or consult your Steelcase dealer.

---

## Worksurfaces

Corner Worksurfaces (SIN 711.1)	458
Extended Corner Worksurfaces (SIN 711.1)	462
Straight Worksurfaces (SIN 711.1)	464
Jetty Worksurfaces (SIN 711.1)	466
Enterprise Worksurfaces (SIN 711.1)	467
Visitor Worksurfaces (SIN 711.1)	468
Spanner Worksurfaces (SIN 711.1)	469

## Related Products

Worksurface Supports (SIN 711.1)	470
Worksurface Accessories (SIN 711.1)	471

---

## Storage

Pedestals (SIN 711.1)	472
-----------------------	-----

## Related Products

Storage Brackets and Storage Accessories (SIN 711.1)	473
--	-----

# Corner Worksurfaces

SIN 711.1

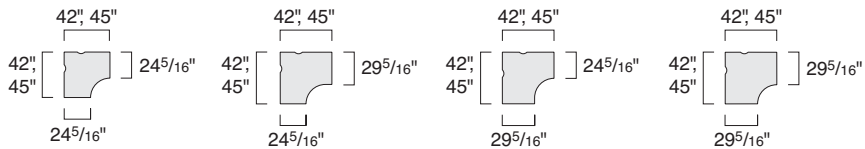


Standard Includes	Required to Specify
<ul style="list-style-type: none"> <li>• Worksurface: laminate                             <ul style="list-style-type: none"> <li>– Radius-edge T-mold on user's side: plastic</li> <li>– Side and back edges: plastic</li> </ul> </li> <li>• Rear corner bracket: black paint only</li> <li>• Cable scallops centered, rear, on sides C and D</li> </ul>	<ol style="list-style-type: none"> <li>1 Style number</li> <li>2 Laminate color number for worksurface</li> <li>3 Plastic color number for T-mold edge</li> <li>4 Options, if selected (see below)</li> </ol> <p>▶ See <i>Surface Materials</i>, page 487.</p>

Options	Price	Required to Specify
<b>Surface Materials</b> <ul style="list-style-type: none"> <li>• <b>Worksurface</b> <ul style="list-style-type: none"> <li>• Open Line laminate</li> </ul> </li> </ul>	+\$64 plus cost of laminate	▶ See <i>Surface Materials Reference Manual</i> .
<b>Related Products</b> <ul style="list-style-type: none"> <li>• Worksurface supports</li> <li>• Worksurface accessories</li> <li>• Worksurface wiring and cabling</li> </ul>		▶ Page 470 ▶ Page 471 ▶ Page 476

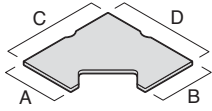
Specification Information						
Dimensions				Style Number	Base Price	
A	B	C	D			
25"	25"	42"	42"	<b>9WC2242</b>	\$601	
30"	30"	42"	42"	<b>9WC3342</b>	\$659	
25"	25"	45"	45"	<b>9WC2245</b>	\$676	
25"	30"	45"	45"	<b>9WC2345</b>	\$659	
30"	25"	45"	45"	<b>9WC3245</b>	\$659	
30"	30"	45"	45"	<b>9WC3345</b>	\$736	
:	:	:	:	:	:	:

### Corner Worksurfaces



# Corner Worksurfaces with Cutout

SIN 711.1

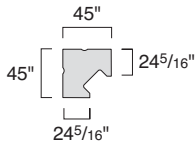


Standard Includes	Required to Specify
<ul style="list-style-type: none"> <li>Worksurface: laminate                             <ul style="list-style-type: none"> <li>– Radius-edge T-mold on user's side: plastic</li> <li>– Side and back edges: plastic default</li> </ul> </li> <li>Rear corner bracket: black paint only</li> <li>Cable scallops centered, rear, on sides C and D</li> </ul>	<ol style="list-style-type: none"> <li>Style number</li> <li>Laminate color number for worksurface</li> <li>Plastic color number for T-mold edge</li> <li>Options, if selected, (see below)</li> </ol> <p>▶ See <i>Surface Materials</i>, page 487.</p>

Options	Price	Required to Specify
<b>Surface Materials</b> <ul style="list-style-type: none"> <li><b>Worksurface</b> <ul style="list-style-type: none"> <li>Open Line laminate</li> </ul> </li> </ul>	+\$64 plus cost of laminate	▶ See <i>Surface Materials Reference Manual</i> .
<b>Related Products</b> <ul style="list-style-type: none"> <li>Worksurface supports</li> <li>Worksurface accessories</li> <li>Worksurface wiring and cabling</li> </ul>		▶ Page 470 ▶ Page 471 ▶ Page 476

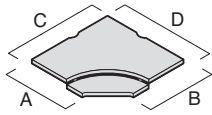
Specification Information					
Dimensions				Style Number	Base Price
A	B	C	D		
25"	25"	45"	45"	<b>9WCC2245</b>	\$753

**Corner Worksurfaces with Cutout**



# Corner Split-Top Adjustable Worksurfaces

SIN 711.1

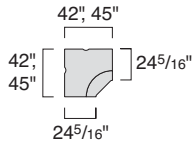


Standard Includes	Required to Specify
<ul style="list-style-type: none"> <li>• Worksurface: laminate                             <ul style="list-style-type: none"> <li>– Radius-edge T-mold on user's side: plastic</li> <li>– Side and back edges: plastic default</li> </ul> </li> <li>• Rear corner bracket: black paint only</li> <li>• Side-mounting brackets (4) to connect to adjacent end cantilever: all paint price groups</li> <li>• Cable scallops centered, rear, on sides C and D</li> </ul>	<ol style="list-style-type: none"> <li>1 Style number</li> <li>2 Laminate color number for worksurface</li> <li>3 Plastic color number for T-mold edge on laminate worksurface</li> <li>4 Paint color number for side-mounting brackets</li> </ol> <p>▶ See <i>Surface Materials</i>, page 487.</p>

Options	Price	Required to Specify
<b>Surface Materials</b> <b>Worksurface</b> <ul style="list-style-type: none"> <li>• Open Line laminate</li> </ul>	+\$64 plus cost of laminate	▶ See <i>Surface Materials Reference Manual</i> .
<b>Related Products</b> <ul style="list-style-type: none"> <li>• Worksurface supports</li> <li>• Worksurface wiring and cabling</li> </ul>		▶ Page 470 ▶ Page 476

Specification Information					
• Dimensions				• Style	• Base
A	B	C	D	Number	Price
25"	25"	42"	42"	<b>9WA2242</b>	\$1693
25"	25"	45"	45"	<b>9WA2245</b>	\$1912
:	:	:	:	:	:

**Corner Split-Top Adjustable Worksurfaces**





# Extended Corner Worksurfaces

SIN 711.1

*Tip: When specifying from electronic price list, dimensions are shown in a different order than A through D above.*

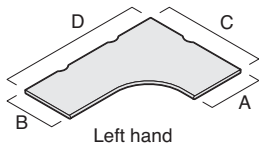
Standard Includes	Required to Specify
<ul style="list-style-type: none"> <li>• Worksurface: laminate                             <ul style="list-style-type: none"> <li>– Radius-edge T-mold on user's side: plastic</li> <li>– Side and back edges: plastic default</li> </ul> </li> <li>• Rear corner bracket: black paint only</li> <li>• Cable scallops centered, rear, one on side C and one or two on side D</li> <li>• Center support, if side D is wider than 60": black paint only</li> </ul>	<ol style="list-style-type: none"> <li>1 Style number</li> <li>2 Laminate color number for worksurface</li> <li>3 Plastic color number for T-mold edge</li> <li>4 Options, if selected (see below)</li> </ol> <p>▶ See <i>Surface Materials</i>, page 487.</p>

Options	Price	Required to Specify
<b>Surface Materials</b> <ul style="list-style-type: none"> <li>• Open Line laminate</li> </ul>	+\$64 plus cost of laminate	▶ See <i>Surface Materials Reference Manual</i> .
<b>Related Products</b> <ul style="list-style-type: none"> <li>• Worksurface supports</li> <li>• Worksurface accessories</li> <li>• Pedestals</li> <li>• Worksurface wiring and cabling</li> </ul>		▶ Page 470 ▶ Page 471 ▶ Page 472 ▶ Page 476

## Specification Information

Dimensions				Radius	Style Number	Base Price
A	B	C	D			
<b>Left-Hand</b>						
25"	25"	42"	60"	17"	<b>9WCL224260</b>	\$ 957
30"	30"	42"	60"	12"	<b>9WCL334260</b>	\$ 976
25"	25"	42"	70"	17"	<b>9WCL224270</b>	\$1132
30"	30"	42"	70"	12"	<b>9WCL334270</b>	\$1153
25"	25"	42"	75"	17"	<b>9WCL224275</b>	\$1160
30"	30"	42"	75"	12"	<b>9WCL334275</b>	\$1226
25"	25"	45"	60"	17"	<b>9WCL224560</b>	\$ 976
25"	30"	45"	60"	12"	<b>9WCL234560</b>	\$1074
30"	25"	45"	60"	17"	<b>9WCL324560</b>	\$1074
30"	30"	45"	60"	12"	<b>9WCL334560</b>	\$1125
25"	25"	45"	70"	17"	<b>9WCL224570</b>	\$1153
25"	30"	45"	70"	12"	<b>9WCL234570</b>	\$1251
30"	25"	45"	70"	17"	<b>9WCL324570</b>	\$1251
30"	30"	45"	70"	12"	<b>9WCL334570</b>	\$1213
25"	25"	45"	75"	17"	<b>9WCL224575</b>	\$1260
30"	30"	45"	75"	12"	<b>9WCL334575</b>	\$1300

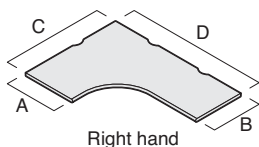
▶ **Specification Information, continued on next page**



► Specification Information, continued from previous page

**Specification Information**

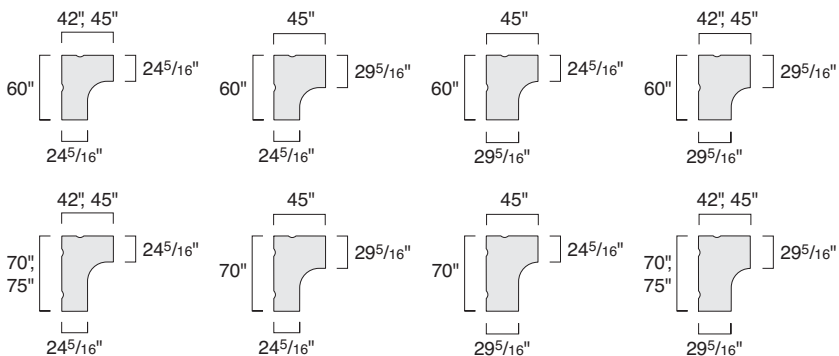
Dimensions				Radius	Style Number	Base Price
A	B	C	D			



**Right-Hand**

25"	25"	42"	60"	17"	<b>9WCR224260</b>	\$ 957
30"	30"	42"	60"	12"	<b>9WCR334260</b>	\$ 976
25"	25"	42"	70"	17"	<b>9WCR224270</b>	\$1132
30"	30"	42"	70"	12"	<b>9WCR334270</b>	\$1153
25"	25"	42"	75"	17"	<b>9WCR224275</b>	\$1160
30"	30"	42"	75"	12"	<b>9WCR334275</b>	\$1226
25"	25"	45"	60"	17"	<b>9WCR224560</b>	\$ 976
25"	30"	45"	60"	12"	<b>9WCR234560</b>	\$1074
30"	25"	45"	60"	17"	<b>9WCR324560</b>	\$1074
30"	30"	45"	60"	12"	<b>9WCR334560</b>	\$1125
25"	25"	45"	70"	17"	<b>9WCR224570</b>	\$1153
25"	30"	45"	70"	12"	<b>9WCR234570</b>	\$1251
30"	25"	45"	70"	17"	<b>9WCR324570</b>	\$1251
30"	30"	45"	70"	12"	<b>9WCR334570</b>	\$1213
25"	25"	45"	75"	17"	<b>9WCR224575</b>	\$1260
30"	30"	45"	75"	12"	<b>9WCR334575</b>	\$1300

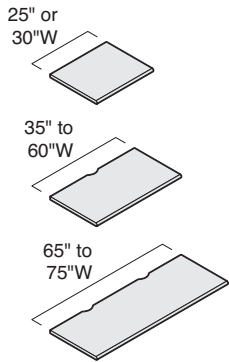
**Extended Corner Worksurfaces**



Series 9000

# Straight Worksurfaces

**SIN 711.1**



Standard Includes	Required to Specify
-------------------	---------------------

- Worksurface: laminate
  - Radius-edge T-mold on user's side: plastic
  - Side and back edges: plastic default
- Center support on worksurfaces that are wider than 60":
  - 25"D: black paint only
  - 30"D: all paint price groups
- Worksurface with keyboard cutout: black plastic
- Cable scallop(s) on worksurfaces that are 35"W–60"W, centered rear, or two on 65"W–75"W worksurfaces or wider

- 1 Style number
  - 2 Laminate color number for worksurface
  - 3 Plastic color number for T-mold edge
  - 4 Paint color number for center support when included on 30"D worksurface
  - 5 Options, if selected (see below)
- ▶ See *Surface Materials*, page 487.

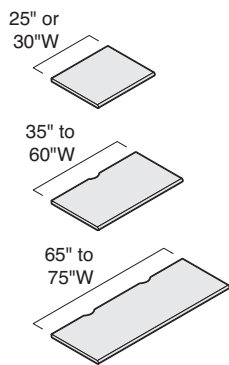
Surface Materials	Options	Price	Required to Specify
-------------------	---------	-------	---------------------

<b>Surface Materials</b>	<b>Worksurface</b>		
	• Open Line laminate	+\$64 plus cost of laminate	▶ See <i>Surface Materials Reference Manual</i> .

<b>Related Products</b>	<ul style="list-style-type: none"> <li>• Worksurface supports</li> <li>• Worksurface accessories</li> <li>• Pedestals</li> <li>• Worksurface wiring and cabling</li> </ul>	<ul style="list-style-type: none"> <li>▶ Page 470</li> <li>▶ Page 471</li> <li>▶ Page 472</li> <li>▶ Page 476</li> </ul>
-------------------------	--	--

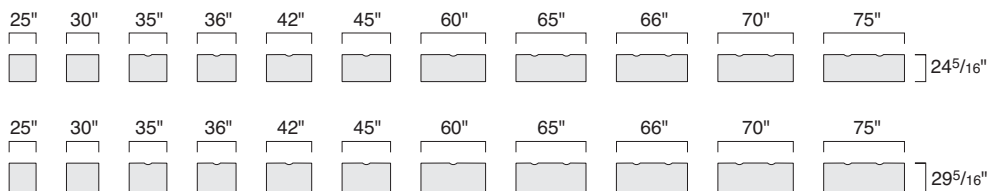


**Specification Information**



Dimensions		Style Number	Base Price
D	W		
25"	25"	<b>9WS225</b>	\$256
25"	30"	<b>9WS230</b>	\$272
25"	35"	<b>9WS235</b>	\$282
25"	36"	<b>9WS236</b>	\$290
25"	42"	<b>9WS242</b>	\$314
25"	45"	<b>9WS245</b>	\$369
25"	60"	<b>9WS260</b>	\$424
25"	65"	<b>9WS265</b>	\$449
25"	66"	<b>9WS266</b>	\$472
25"	70"	<b>9WS270</b>	\$527
25"	75"	<b>9WS275</b>	\$573
30"	25"	<b>9WS325</b>	\$361
30"	30"	<b>9WS330</b>	\$375
30"	35"	<b>9WS335</b>	\$393
30"	36"	<b>9WS336</b>	\$398
30"	42"	<b>9WS342</b>	\$424
30"	45"	<b>9WS345</b>	\$479
30"	60"	<b>9WS360</b>	\$544
30"	65"	<b>9WS365</b>	\$571
30"	66"	<b>9WS366</b>	\$593
30"	70"	<b>9WS370</b>	\$647
30"	75"	<b>9WS375</b>	\$693
:	:	:	:

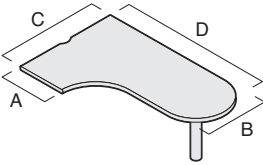
**Straight Worksurfaces**



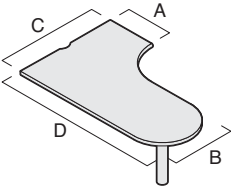
Series 9000

# Jetty Worksurfaces

SIN 711.1



Right hand



Left hand

Tip: When specifying from electronic price list, dimensions are shown in a different order than A through D above.

Standard Includes	Required to Specify
-------------------	---------------------

- |   |   |
|---|---|
| Standard Includes   | Required to Specify   |
| <ul style="list-style-type: none"> <li>• Worksurface: laminate                             <ul style="list-style-type: none"> <li>– Radius-edge T-mold on user's side: plastic</li> <li>– Side and back edges: plastic default</li> </ul> </li> <li>• Column support: all paint price groups</li> <li>• Cable scallop centered, rear, on side C</li> <li>• Support bracket: black paint only</li> </ul> | <ol style="list-style-type: none"> <li>1 Style number</li> <li>2 Laminate color number for worksurface</li> <li>3 Plastic color number for T-mold edge</li> <li>4 Paint color number for column support</li> <li>5 Options, if selected (see below)</li> </ol> <p>▶ See <i>Surface Materials</i>, page 487.</p> |

Surface Materials	Worksurface	Price	Required to Specify
-------------------	-------------	-------	---------------------

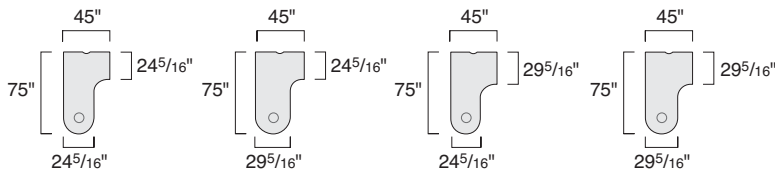
- |                   |  |                                |   |
|-------------------|--|--------------------------------|---|
| Surface Materials | Worksurface  | Price                          | Required to Specify                               |
|                   | <ul style="list-style-type: none"> <li>• Open Line laminate</li> </ul> | +\$64<br>plus cost of laminate | ▶ See <i>Surface Materials Reference Manual</i> . |

- |                  |   |  |
|------------------|---|--|
| Related Products | <ul style="list-style-type: none"> <li>• Worksurface supports</li> <li>• Worksurface accessories</li> <li>• Worksurface wiring and cabling</li> </ul> | ▶ Page 470<br>▶ Page 471<br>▶ Page 476 |
|------------------|---|--|

### Specification Information

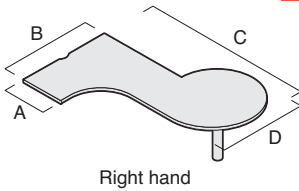
Dimensions				Style Number	Base Price
A	B	C	D		
<b>Left-Hand</b>					
25"	25"	45"	75"	<b>9WJL224575</b>	\$1482
25"	30"	45"	75"	<b>9WJL234575</b>	\$1551
30"	30"	45"	75"	<b>9WJL334575</b>	\$1591
<b>Right-Hand</b>					
25"	25"	45"	75"	<b>9WJR224575</b>	\$1482
25"	30"	45"	75"	<b>9WJR234575</b>	\$1551
30"	30"	45"	75"	<b>9WJR334575</b>	\$1591

### Jetty Worksurfaces

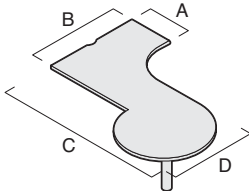


# Enterprise Worksurfaces

**SIN 711.1**



Right hand



Left hand

Tip: When specifying from electronic price list, dimensions are shown in a different order than A through D above.

Standard Includes	Required to Specify
-------------------	---------------------

- Worksurface: laminate
  - Radius-edge T-mold on user's side: plastic
  - Side and back edges: plastic default
- Column support: paint prices below
- Conference support: paint prices below
- Cable scallops centered, rear, on side B
- 3½"H hat channel brace attached to underside of worksurface

- 1 Style number
- 2 Laminate color number for worksurface
- 3 Plastic color number for T-mold edge
- 4 Paint color number for column support, conference support, and hat channel brace
- 5 Options, if selected (see below)
  - ▶ See *Surface Materials*, page 487.

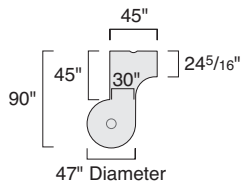
Options	Price	Required to Specify
---------	-------	---------------------

<b>Surface Materials</b>	<ul style="list-style-type: none"> <li>• Worksurface                             <ul style="list-style-type: none"> <li>• Open Line laminate</li> </ul> </li> </ul>	+\$64 plus cost of laminate	▶ See <i>Surface Materials Reference Manual</i> .
<b>Related Products</b>	<ul style="list-style-type: none"> <li>• Worksurface supports</li> <li>• Worksurface accessories</li> <li>• Pedestals</li> <li>• Worksurface wiring and cabling</li> </ul>		<ul style="list-style-type: none"> <li>▶ Page 470</li> <li>▶ Page 471</li> <li>▶ Page 472</li> <li>▶ Page 476</li> </ul>

### Specification Information

• Dimensions				• Style	• Base
A	B	C	D	Number	Price
<b>Left-Hand</b>					
25"	45"	90"	47"	<b>9WEL24590</b>	\$1956
<b>Right-Hand</b>					
25"	45"	90"	47"	<b>9WER24590</b>	\$1956
:	:	:	:	:	:

**Enterprise Worksurfaces**



# Visitor Worksurfaces

SIN 711.1

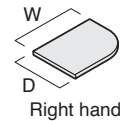
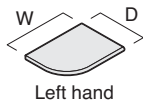
Standard Includes	Required to Specify
<ul style="list-style-type: none"> <li>• Worksurface: laminate                             <ul style="list-style-type: none"> <li>– Radius-edge T-mold on user's side: plastic</li> <li>– Side and back edges: plastic default</li> </ul> </li> <li>• Conference support: all paint price groups</li> </ul>	<ol style="list-style-type: none"> <li>1 Style number</li> <li>2 Laminate color number for worksurface</li> <li>3 Plastic color number for T-mold edge</li> <li>4 Paint color number for conference support</li> <li>5 Options, if selected (see below)</li> </ol> <p>▶ See <i>Surface Materials</i>, page 487.</p>

Tip: Scallops are not available on visitor worksurfaces.

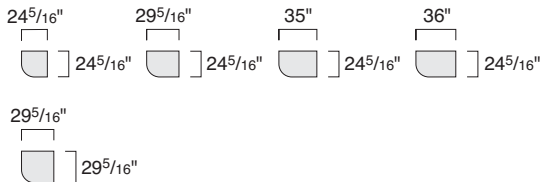
Options	Price	Required to Specify
<b>Surface Materials</b> <b>Worksurface</b> <ul style="list-style-type: none"> <li>• Open Line laminate</li> </ul>	+\$64 plus cost of laminate	▶ See <i>Surface Materials Reference Manual</i> .
<b>Related Products</b> <ul style="list-style-type: none"> <li>• Worksurface supports</li> <li>• Worksurface wiring and cabling</li> </ul>		▶ Page 470 ▶ Page 476

## Specification Information

• Dimensions		• Radius	• Style	• Base
D	W		Number	Price
<b>Left-Hand</b>				
25"	25"	12"	<b>9WVL225</b>	\$546
25"	30"	12"	<b>9WVL230</b>	\$586
25"	35"	12"	<b>9WVL235</b>	\$606
25"	36"	12"	<b>9WVL236</b>	\$625
30"	30"	17"	<b>9WVL330</b>	\$606
<b>Right-Hand</b>				
25"	25"	12"	<b>9WVR225</b>	\$546
25"	30"	12"	<b>9WVR230</b>	\$586
25"	35"	12"	<b>9WVR235</b>	\$606
25"	36"	12"	<b>9WVR236</b>	\$625
30"	30"	17"	<b>9WVR330</b>	\$606

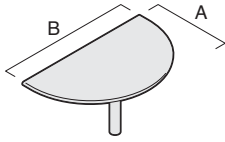


### Visitor Worksurfaces



# Spanner Worksurfaces

SIN 711.1

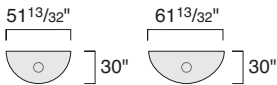


Standard Includes	Required to Specify
<ul style="list-style-type: none"> <li>Worksurface: laminate                             <ul style="list-style-type: none"> <li>– Radius-edge T-mold on user's side: plastic</li> <li>– Side and back edges: plastic default</li> </ul> </li> <li>Column support: all paint price groups</li> <li>Spanner supports: all paint price groups</li> <li>Straps included with worksurface (Straps need not be installed when spanner is adjacent to a corner split-top adjustable worksurface)</li> </ul>	<ol style="list-style-type: none"> <li>Style number</li> <li>Laminate color number for worksurface</li> <li>Plastic color number for T-mold edge</li> <li>Paint color number for column support and spanner supports</li> <li>Options, if selected (see below)                             <ul style="list-style-type: none"> <li>▶ See <i>Surface Materials</i>, page 487.</li> </ul> </li> </ol>

Options	Price	Required to Specify
<b>Surface Materials</b> <ul style="list-style-type: none"> <li>Worksurface                             <ul style="list-style-type: none"> <li>• Open Line laminate</li> </ul> </li> </ul>	+\$64 plus cost of laminate	▶ See <i>Surface Materials Reference Manual</i> .
<b>Related Products</b> <ul style="list-style-type: none"> <li>• Worksurface supports</li> <li>• Worksurface wiring and cabling</li> </ul>		▶ Page 470 ▶ Page 476

Specification Information			
Dimensions		Style Number	Base Price
A	B		
30"	52 1/4"	<b>9WSP3052</b>	\$ 920
30"	62 1/4"	<b>9WSP3062</b>	\$1075
:	:	:	:

**Spanner Worksurfaces**

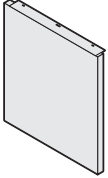


Series 9000

# Worksurface Supports

SIN 711.1

## End Panels



Standard Includes	Required to Specify
-------------------	---------------------

- |  |   |
|--|---|
| Standard Includes  | Required to Specify   |
| <ul style="list-style-type: none"> <li>End panel: paint</li> </ul> | <ul style="list-style-type: none"> <li>1 Style number</li> <li>2 Paint color number for end panel</li> <li>3 Options, if selected (see below)</li> <li>▶ See <i>Surface Materials</i>, page 487.</li> </ul> |

Surface Materials	Options	Price	Required to Specify
-------------------	---------	-------	---------------------

- |                   |   |   |   |
|-------------------|---|---|---|
| Surface Materials | Options   | Price   | Required to Specify   |
|                   | <ul style="list-style-type: none"> <li>Paint price group 1</li> <li>Paint price group 2</li> <li>Paint price group 3</li> </ul> | <ul style="list-style-type: none"> <li>No cost</li> <li>+\$19</li> <li>+\$31</li> </ul> | <ul style="list-style-type: none"> <li>Specify paint color number.</li> <li>Specify paint color number.</li> <li>Specify paint color number.</li> </ul> |

Specification Information				
Dimensions			Style	Base
D	W	H	Number	Price

25"	1 1/8"	27"	<b>9EP25</b>	\$390
30"	1 1/8"	27"	<b>9EP30</b>	\$443

## Cantilevers and Brackets

Standard Includes	Required to Specify
-------------------	---------------------

- |   |   |
|---|---|
| Standard Includes   | Required to Specify   |
| <ul style="list-style-type: none"> <li>Cantilever: all paint price groups</li> <li>Side support brackets: black paint only</li> </ul> | <ul style="list-style-type: none"> <li>1 Style number</li> <li>2 Paint color number</li> <li>▶ See <i>Surface Materials</i>, page 487.</li> </ul> |

Specification Information				
Dimensions			Style	Price
D	W	H	Number	Price

--	--	--	--	--

Shared Cantilever				
-------------------	--	--	--	--

23 3/4"	1 1/16"	12 5/8"	<b>9SC</b>	\$263
---------	---------	---------	------------	-------

End Cantilever, Left Hand				
---------------------------	--	--	--	--

23 5/8"	1 1/16"	12 5/8"	<b>9ECL</b>	\$219
---------	---------	---------	-------------	-------

End Cantilever, Right Hand				
----------------------------	--	--	--	--

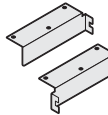
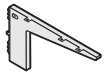
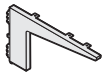
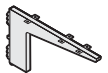
23 5/8"	1 1/16"	12 5/8"	<b>9ECR</b>	\$219
---------	---------	---------	-------------	-------

Pair of Side Support Brackets				
-------------------------------	--	--	--	--

1 3/4"	8 1/4"	2"	<b>9SSB</b>	\$ 40
--------	--------	----	-------------	-------

Pedestal Attachment Cable				
---------------------------	--	--	--	--

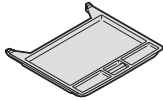
N.A.	N.A.	N.A.	<b>PAB12</b> (pkg. of 1)	\$ 14
N.A.	N.A.	N.A.	<b>PAB12M</b> (pkg. of 25)	\$275



# Worksurface Accessories

SIN 711.1

## Plastic Center Drawer



Tip: For use on work-surfaces with a minimum 21½"W kneespace.

Standard Includes	Required to Specify
-------------------	---------------------

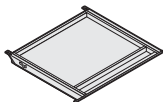
- Drawer: black textured plastic only
- Slides: black plastic only

Style number

Specification Information	
---------------------------	--

• Style Number	• Price
ASHC1921X1	\$68

## Wood Center Drawer



Tip: Dimensions given are outside dimensions.

Standard Includes	Required to Specify
-------------------	---------------------

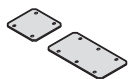
- Non-locking center drawer: wood
- Mounting frame: black paint only

- 1 Style number
- 2 Wood color number for center drawer
- ▶ See *Surface Materials*, page 487.

Specification Information			
---------------------------	--	--	--

• Dimensions			• Style Number	• Price
D	W	H		
23"	21¼"	2¼"	9WCDRW	\$523

## Flush-Mount Bracket



Standard Includes	Required to Specify
-------------------	---------------------

- Flush-mount bracket: black paint only

Style number

Specification Information	
---------------------------	--

• Style Number	• Price
91903	\$22

# Pedestals

## SIN 711.1

*Tip: Pedestal can serve as a worksurface support.*

*Tip: Filler ships separately from pedestal for field installation. Filler can be omitted if not needed for structural or aesthetic reasons.*

Standard Includes	Required to Specify
<ul style="list-style-type: none"> <li>• Pedestal with base: paint price group 1</li> <li>• Structural filler: paint to match pedestal</li> <li>• Lock, keyed random: 9201 Polished Chrome</li> <li>• Removable drawer fronts with integral pulls: paint to match pedestal</li> <li>• Full drawer interiors: black only                             <ul style="list-style-type: none"> <li>— One pencil tray per box/box/file pedestal, and box drawer dividers</li> </ul> </li> <li>• Four adjustable leveling glides</li> </ul>	<ul style="list-style-type: none"> <li>1 Style number</li> <li>2 Paint color number.</li> <li>3 Options, if selected (see below)                             <ul style="list-style-type: none"> <li>▶ See <i>Surface Materials</i>, page 487.</li> </ul> </li> </ul>

Options	Price	Required to Specify
<b>Surface Materials</b> <ul style="list-style-type: none"> <li>• Paint price group 1</li> <li>• Paint price group 2</li> <li>• Paint price group 3</li> </ul>	<ul style="list-style-type: none"> <li>No cost</li> <li>+\$ 41</li> <li>+\$ 70</li> </ul>	<ul style="list-style-type: none"> <li>Specify paint color number.</li> <li>Specify paint color number.</li> <li>Specify paint color number.</li> </ul>
<b>Filler</b> <ul style="list-style-type: none"> <li>• Omit filler</li> </ul>	<ul style="list-style-type: none"> <li>-\$ 29</li> </ul>	<ul style="list-style-type: none"> <li>Specify <i>with no filler</i>.</li> </ul>
<b>Pulls</b> <ul style="list-style-type: none"> <li>• Full-width wood pull</li> <li>• Customiz stain on wood pull</li> </ul>	<ul style="list-style-type: none"> <li>+\$229</li> <li>No cost</li> </ul>	<ul style="list-style-type: none"> <li>Specify <i>with wood pull</i> and indicate wood color number.</li> <li>Specify <i>with Customiz stain</i>.</li> </ul>
<b>Drawer Accessories</b> <ul style="list-style-type: none"> <li>• <b>Rails</b></li> <li>• Two side-to-side hanging file rails per file drawer</li> </ul>	<ul style="list-style-type: none"> <li>No cost</li> </ul>	<ul style="list-style-type: none"> <li>Specify <i>with rails</i>.</li> </ul>
<b>Lock and Keying</b> <ul style="list-style-type: none"> <li>• <b>Lock</b></li> <li>• Ember Chrome</li> </ul>	<ul style="list-style-type: none"> <li>No cost</li> </ul>	<ul style="list-style-type: none"> <li>Specify <i>with 9250 Ember Chrome lock</i>.</li> </ul>
<ul style="list-style-type: none"> <li>• <b>Individual locking drawers</b></li> <li>• File/file pedestals only</li> </ul>	<ul style="list-style-type: none"> <li>+\$120</li> </ul>	<ul style="list-style-type: none"> <li>Specify <i>with individual drawer lock</i>.</li> </ul>
<ul style="list-style-type: none"> <li>• <b>Keying</b></li> <li>• Factory- and field-installed keying</li> </ul>		<ul style="list-style-type: none"> <li>▶ Page 504</li> </ul>
<b>Related Products</b> <ul style="list-style-type: none"> <li>• Storage brackets and storage accessories</li> </ul>		<ul style="list-style-type: none"> <li>▶ Page 473</li> </ul>

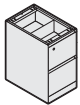
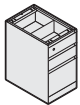
Specification Information					
• Nominal • Depth	• Actual Dimensions			• Style • Number	• Base • Price
	• D	• W	• H		
25"	22 <sup>5</sup> / <sub>8</sub> "	15"	27"	<b>9UBBF25L</b>	\$733
30"	28 <sup>5</sup> / <sub>8</sub> "	15"	27"	<b>9UBBF30L</b>	\$779

### Two Box and One File Drawer

25"	22 <sup>5</sup> / <sub>8</sub> "	15"	27"	<b>9UBBF25L</b>	\$733
30"	28 <sup>5</sup> / <sub>8</sub> "	15"	27"	<b>9UBBF30L</b>	\$779

### Two File Drawers

25"	22 <sup>5</sup> / <sub>8</sub> "	15"	27"	<b>9UFF25L</b>	\$737
30"	28 <sup>5</sup> / <sub>8</sub> "	15"	27"	<b>9UFF30L</b>	\$784






# Storage Brackets and Storage Accessories

SIN 711.1

## Rails

For Use in Pedestals Manufactured After February 22, 2004  
For Use in Universal Towers and Universal Workstation Verticals



*Tip: Two rails per drawer accommodate side-to-side filing of letter, A4-, and legal-size hanging folders. Exception: Legal-size file folders cannot be filed in 17½"D pedestals.*

Standard Includes	Required to Specify
• Package of two or four rails: black only	Style number

### Specification Information

Width	Style Number	Price
.....	.....	.....

### For Use with Drawers

Package of Two		
Width	Style Number	Price
12"	<b>RXADRL15</b>	\$21
.....	.....	.....

## Dividers

For Use with Pedestals, Towers, and Workstation Verticals

Standard Includes	Required to Specify
• Package of dividers: black only	Style number

### Specification Information

Width	Quantity	Style Number	Price
.....	.....	.....	.....

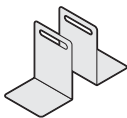
### For Use in 6"H Drawers

15"	2	<b>RDV1506</b>	\$ 33
.....	.....	.....	.....

### For Use in 12"H Drawers

15"	2	<b>RDV1512</b>	\$ 36
15"	10	<b>RDV151210</b>	\$172
.....	.....	.....	.....

## Bookends



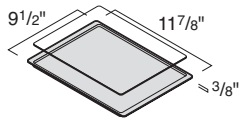
Standard Includes	Required to Specify
• Package of 2 or 20 bookends: 6695 Midnight only	Style number

### Specification Information

Style Number	Quantity	Price
.....	.....	.....
<b>KDIV02</b>	2	\$ 25
<b>KDIV20</b>	20	\$241
.....	.....	.....

SIN 711.1

**Reference Shelf**



Standard Includes	Required to Specify
-------------------	---------------------

- Reference shelf: black only
- Insert: clear plastic only

Style number

Specification Information	
---------------------------	--

• Style Number	• Price
RPXDRS	\$41
.	.
.	.

# Specifying Series 9000 Wiring and Cabling

► For more detailed product information, see the *Series 9000 Specification Guide* or consult your Steelcase dealer.

## Worksurface and Storage Wiring and Cabling Components: What Works Where?

	Conventional	Options	Wood Selections
Grommet adapter plate	●		
Grommet receptacle	●		●
Cable and fiber reel	●	●	●
Termination plate	●	●	●
Cord reel	●	●	●
Cable storage tray	●	●	●
Wire guide clip	●	●	●
Power spheres and communication spheres		●	●
Clear-access end panel and service module duplex cable grommet	●		
Service module end panel receptacle	●		

### Worksurface Wiring and Cabling

Grommet Adapter Plates (SIN 711.1)	<b>476</b>
Grommet Receptacles (SIN 711.1)	<b>476</b>
Cable and Fiber Reels (SIN 711.1)	<b>476</b>
Termination Plate (SIN 711.1)	<b>477</b>
Cord Reels (SIN 711.1)	<b>477</b>
Cable Storage Tray (SIN 711.1)	<b>477</b>
Wire Guide Clip (SIN 711.1)	<b>478</b>
Wire Clip (SIN 711.1)	<b>478</b>

### Storage Wiring and Cabling

Service Module Receptacle (SIN 711.1)	<b>479</b>
Service Module Cable Manager (SIN 711.1)	<b>479</b>
Power and Data Strip with Cord and Slatwall Attachment Bracket (SIN 711.1)	<b>479</b>
Clear-Access End Panel and Service Module Duplex Cable Grommet (SIN 711.1)	<b>480</b>
Service Module End Panel Receptacle (field installed) (SIN 711.1)	<b>480</b>
Series 9000 Universal Systems Worksurface Wire Managers (SIN 711.1)	<b>480</b>
Power Spheres (SIN 711.1)	<b>481</b>
Power and Communication Spheres (SIN 711.1)	<b>481</b>
Communication Sphere (SIN 711.1)	<b>482</b>
Round Power and Communication Port (SIN 711.1)	<b>482</b>
Vertical Wire Managers (SIN 711.1)	<b>483</b>

# Worksurface Wiring and Cabling

SIN 711.1

## Grommet Adapter Plates




Standard Includes	Required to Specify
<ul style="list-style-type: none"> <li>• Carton of six adapter plates: all paint price groups</li> </ul>	<ul style="list-style-type: none"> <li>1 Style number</li> <li>2 Paint color number for adapter plates</li> <li>▶ See <i>Surface Materials</i>, page 487.</li> </ul>

### Specification Information

•Style Number	•Price
98793E	\$43
.....	.....

## Grommet Receptacles

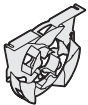


Standard Includes	Required to Specify
<ul style="list-style-type: none"> <li>• Carton of three receptacles, each with 9' cord and three-prong plug: plastic</li> </ul>	<ul style="list-style-type: none"> <li>1 Style number</li> <li>2 Plastic color number for grommet receptacles</li> <li>▶ See <i>Surface Materials</i>, page 487.</li> </ul>

### Specification Information

•Style Number	•Price
98683WS	\$162
.....	.....

## Cable and Fiber Reels



Standard Includes	Required to Specify
<ul style="list-style-type: none"> <li>• Package of four reels: black plastic only</li> </ul>	<ul style="list-style-type: none"> <li>Style number</li> </ul>

### Specification Information

•Style Number	•Price
98766	\$116
.....	.....

## Termination Plate



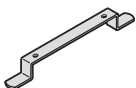
Standard Includes	Required to Specify
-------------------	---------------------

- |   |              |
|---|--------------|
| <ul style="list-style-type: none"> <li>Termination plate: black paint only</li> </ul> | Style number |
|---|--------------|

Specification Information				
---------------------------	--	--	--	--

Dimensions			Style Number	Price
D	W	H		
3/4"	7 1/8"	7 1/8"	<b>98765</b>	\$17

## Cord Reels



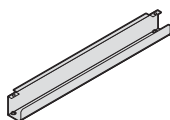
Standard Includes	Required to Specify
-------------------	---------------------

- |  |              |
|--|--------------|
| <ul style="list-style-type: none"> <li>Carton of six cord reels: black paint only</li> </ul> | Style number |
|--|--------------|

Specification Information	
---------------------------	--

Style Number	Price
<b>98767</b>	\$49

## Cable Storage Tray



Standard Includes	Required to Specify
-------------------	---------------------

- |  |              |
|--|--------------|
| <ul style="list-style-type: none"> <li>Cable storage tray: black paint only</li> </ul> | Style number |
|--|--------------|

Specification Information				
---------------------------	--	--	--	--

Dimensions			Style Number	Price
D	W	H		
2"	24"	2 1/2"	<b>98768</b>	\$38

Series 9000

Worksurface Wiring and Cabling, continued

SIN 711.1

**Wire Guide Clips**



Tip: Recommended for painted metal surfaces only.

Standard Includes	Required to Specify
-------------------	---------------------

- Carton of 20 adhesive-backed wire guide clips: black plastic only

Style number

Specification Information	
---------------------------	--

Style Number	Price
<b>32WCP</b>	\$27

**Wire Clips**



Standard Includes	Required to Specify
-------------------	---------------------

- Carton of six wire clips: black plastic only
- Foam tape
- Mounting screws

Style number

Specification Information	
---------------------------	--

Style Number	Price
<b>999CHT</b>	\$48

# Storage Wiring and Cabling

SIN 711.1

## Service Module Receptacle



Standard Includes	Required to Specify
-------------------	---------------------

- |   |  |
|---|--|
| Standard Includes   | Required to Specify  |
| <ul style="list-style-type: none"> <li>One service module receptacle with 9' cord and three-prong plug: black only</li> <li>Rail attachment hardware</li> </ul> | <ul style="list-style-type: none"> <li>Style number</li> </ul> |

Specification Information	
---------------------------	--

Style Number	Price
RHKRECPT	\$88

## Service Module Cable Manager

For Use with Service Module Packages



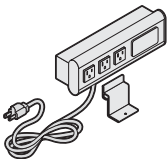
Standard Includes	Required to Specify
-------------------	---------------------

- |  |   |
|--|---|
| Standard Includes  | Required to Specify   |
| <ul style="list-style-type: none"> <li>Package of two service module cable manager: paint</li> </ul> | <ul style="list-style-type: none"> <li>1 Style number</li> <li>2 Paint color number for cable manager</li> <li>▶ See <i>Surface Materials</i>, page 487.</li> </ul> |

Specification Information		
---------------------------	--	--

Height	Style Number	Price
16½"	9SMCM	\$37

## Power and Data Strip with Cord and Slatwall Attachment Bracket



Standard Includes	Required to Specify
-------------------	---------------------

- |   |  |
|---|--|
| Standard Includes   | Required to Specify  |
| <ul style="list-style-type: none"> <li>Power and data strip with cord:</li> <li>8043 Clear Anodized Aluminum cover with black faceplate</li> <li>Slatwall attachment bracket: 4799 Platinum paint only</li> </ul> | <ul style="list-style-type: none"> <li>Style number</li> </ul> |

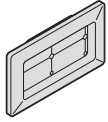
Specification Information			
---------------------------	--	--	--

Dimensions			Style Number	Price
D	W	H	Number	Price
2¼"	10¼"	3"	BPDSSWPL	\$210

Storage Wiring and Cabling, continued

SIN 711.1

**Clear-Access End Panel and Service Module Duplex Cable Grommet**



Standard Includes	Required to Specify
-------------------	---------------------


- |  |   |
|--|---|
| Standard Includes  | Required to Specify   |
| <ul style="list-style-type: none"> <li>• Carton of five cable grommets: plastic</li> </ul> | <ul style="list-style-type: none"> <li>1 Style number</li> <li>2 Plastic color number</li> <li>▶ See <i>Surface Materials</i>, page 487.</li> </ul> |

Specification Information	
---------------------------	--

Style Number	Price
98863	\$23

**End Panel Receptacle – field installed**

For Use with Service Module End Panels Manufactured Before December 10, 2007



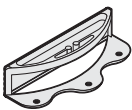
Standard Includes	Required to Specify
-------------------	---------------------

- |   |  |
|---|--|
| Standard Includes   | Required to Specify  |
| <ul style="list-style-type: none"> <li>• End panel receptacle with 8' cord and three-prong plug: warm white plastic only</li> </ul> | <ul style="list-style-type: none"> <li>Style number</li> </ul> |

Specification Information	
---------------------------	--

Style Number	Price
99493	\$94

**Series 9000 Universal Systems Worksurface Wire Managers**



Standard Includes	Required to Specify
-------------------	---------------------


- |  |   |
|--|---|
| Standard Includes  | Required to Specify   |
| <ul style="list-style-type: none"> <li>• Set of six field installed worksurface wire managers: plastic</li> <li>• Attachment hardware</li> </ul> | <ul style="list-style-type: none"> <li>1 Style number</li> <li>2 Plastic color number for worksurface wire manager:                             <ul style="list-style-type: none"> <li>6000 Black</li> <li>6009 Arctic White</li> <li>6052 Milk</li> <li>6053 Seagull</li> <li>6249 Platinum Solid</li> <li>6654 Sand</li> <li>6695 Midnight</li> <li>6697 Fog</li> </ul> </li> </ul> |

Specification Information	
---------------------------	--

Style Number	Price
TS7WWM	\$126



## Power Spheres



Tip: Sphere is field installed. Use 3"-diameter drill to cut mounting hole at desired location.

Standard Includes	Required to Specify
-------------------	---------------------

- Sphere with four simplex electrical outlets: black plastic
- Two 6' power cords (each rated at 15 amps), if selected: black plastic
- Two 6' Greenfield conduits (each rated at 15 amps), if selected: metal

Style number

Specification Information				
• Dimensions			• Style	• Price
D	W	H	Number	

• Dimensions			• Style	• Price
D	W	H	Number	

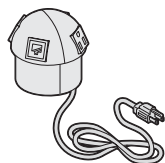
### Four Electrical Outlets with Two 6' Power Cords

3 3/8"	3 3/8"	3"	<b>PTDMGB1</b>	\$230
--------	--------	----	----------------	-------

### Four Electrical Outlets with Two 6' Greenfield Conduits for Hardwiring

3 3/8"	3 3/8"	3"	<b>PTDMGB2</b>	\$402
--------	--------	----	----------------	-------

## Power and Communication Spheres



Tip: Sphere is field installed. Use 3"-diameter drill to cut mounting hole at desired location.

Tip: Face plates in sphere accommodates standard voice/data jacks. Order jacks by calling any of the manufacturers listed below:

- AMP Corporation  
1.800.522.6752
- Leviton  
1.800.722.2082
- Lucent  
1.800.344.0223
- Krone  
1.800.775.5766
- Punduit  
1.800.777.3300

Standard Includes	Required to Specify
-------------------	---------------------

- Sphere with two simplex electrical outlets: black plastic
- Face plates to accommodate two customer-supplied voice/data jacks: black plastic
- 6' power cord with plug rated at 15 amps, if selected: black plastic
- 6' Greenfield conduit for hardwiring, if selected: metal

Style number

Specification Information				
• Dimensions			• Style	• Price
D	W	H	Number	

• Dimensions			• Style	• Price
D	W	H	Number	

### Sphere with One 6' Power Cord

3 3/8"	3 3/8"	3"	<b>PTDMGB3</b>	\$230
--------	--------	----	----------------	-------

### Sphere with One 6' Greenfield Conduit for Hardwiring

3 3/8"	3 3/8"	3"	<b>PTDMGB4</b>	\$330
--------	--------	----	----------------	-------

Storage Wiring and Cabling, continued

SIN 711.1

Communication Sphere



Tip: Sphere is field installed. Use 3"-diameter drill to cut mounting hole at desired location.

Tip: Order jacks by calling any of the manufacturers listed below:

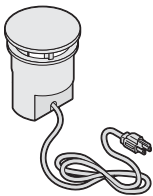
- AMP Corporation  
1.800.522.6752
- Leviton  
1.800.722.2082
- Lucent  
1.800.344.0223
- Krone  
1.800.775.5766
- Punduit  
1.800.777.3300

Standard Includes	Required to Specify
<ul style="list-style-type: none"> <li>• Sphere with face plates to accommodate four customer-supplied voice/data jacks: black plastic</li> </ul>	Style number

Specification Information

• Dimensions			• Style	• Price
D	W	H	Number	
3 3/8"	3 3/8"	3"	<b>PTDMGB5</b>	\$230

Round Power and Communication Port



Tip: Port is field installed. Use a 3 1/2"-diameter drill to cut mounting hole at desired location.

Tip: Order jacks by calling any of the manufacturers listed below:

- AMP Corporation  
1.800.522.6752
- Leviton  
1.800.722.2082
- Lucent  
1.800.344.0223
- Krone  
1.800.775.5766
- Punduit  
1.800.777.3300

Standard Includes	Required to Specify
<ul style="list-style-type: none"> <li>• Round unit with two electrical outlets: black plastic</li> <li>• 6' power cord with plug rated at 15 amps: black plastic</li> <li>• Adapters for two customer-supplied data couplers/jacks</li> </ul>	Style number

Specification Information

• Dimensions			• Style	• Price
D	W	H	Number	
4 1/4"	4 1/4"	4 5/16"	<b>PTRSGB1</b>	\$317

# Vertical Wire Managers

SIN 711.1



\*Tip: For most fabrics, fabric application is standard in the warp horizontal direction.

▶ See *Specification Guidelines for Vertical Fabric Applications*, page 496, for details on these exceptions. Warp vertical is available as an option.

Standard Includes	Required to Specify
<ul style="list-style-type: none"> <li>Vertical wire manager, fabric direction with horizontal application*: all fabric price groups or plastic</li> <li>Cap for use when connecting with panel top cap, on applicable models: black plastic only</li> </ul>	<ul style="list-style-type: none"> <li>1 Style number</li> <li>2 Color number for wire manager</li> <li>3 Options, if selected (see below)</li> <li>▶ See <i>Surface Materials</i>, page 487.</li> </ul>

Options	Price	Required to Specify
<b>Surface Materials</b> <ul style="list-style-type: none"> <li>Fabric direction on fabric-covered wire managers</li> <li>Vertical application</li> </ul>	No cost	Specify with vertical application.

Specification Information			
Height	With Cap	Style Number	Price

## For Enhanced Panels

### Fabric-Covered Wire Managers

12"	Yes	<b>9886242B</b>	\$75
17½"	No	<b>9886265BB</b>	\$69
22¼"	Yes	<b>9886253B</b>	\$76
34¼"	Yes	<b>9886265B</b>	\$77

### Plastic Wire Manager

48"	Yes	<b>98862B</b>	\$35



---

# Series 9000

## Surface Materials

► For more detailed product information, see the *Series 9000 Specification Guide* or consult your Steelcase dealer.

<b>Surface Materials Overview</b>	<b>486</b>
<b>Surface Materials</b>	<b>487</b>
<b>Paint, Textured Paint, and Coating Color Availability Matrix</b>	<b>490</b>
<b>Laminate Color Availability Matrix</b>	<b>491</b>
<b>Directional Laminate Grain Directions</b>	<b>492</b>
<b>Plastic Color Availability Matrix</b>	<b>493</b>
<b>Vertical Surface Fabric Color Availability Matrix</b>	<b>494</b>
<b>Specification Guidelines for Vertical Fabric Applications</b>	<b>496</b>
<b>Color Coordination Matrices</b>	<b>498</b>

# Surface Materials Overview

Material	Applications			
	Panels	Worksurfaces	Storage	Accessories
<b>Paint</b>	<ul style="list-style-type: none"> <li>• Top cap</li> <li>• Trims</li> <li>• Base cover</li> <li>• Brackets</li> <li>• Panel stabilizer foot</li> <li>• Power/cable poles</li> </ul>	<ul style="list-style-type: none"> <li>• Cantilevers</li> <li>• Clear-access end panel and foot</li> <li>• Column support</li> <li>• Keyboard shelves and tray</li> <li>• End panel</li> <li>• End panel filler cap</li> <li>• Back panel</li> <li>• Worksurface support</li> <li>• Grommet adapter plate</li> <li>• Legs and table bases</li> </ul>	<ul style="list-style-type: none"> <li>• Pedestals</li> <li>• Storage bins and shelves</li> <li>• Service module packages</li> <li>• Service module cable manager</li> </ul>	<ul style="list-style-type: none"> <li>• Bookends</li> <li>• Wall channels</li> <li>• Metal center drawer</li> <li>• Reference shelf</li> <li>• Drawer partition</li> <li>• Horizontal brace</li> </ul>
<b>Laminate</b>		<p><b>Conventional</b></p> <ul style="list-style-type: none"> <li>• Worksurfaces</li> </ul> <p><b>Options</b></p> <ul style="list-style-type: none"> <li>• Worksurfaces</li> </ul> <p><b>Universal</b></p> <ul style="list-style-type: none"> <li>• Worksurfaces</li> </ul>	<p><b>Conventional</b></p> <ul style="list-style-type: none"> <li>• Mobile pedestal tops</li> </ul>	
<b>Wood</b>	<p><b>Enhanced Panels</b></p> <ul style="list-style-type: none"> <li>• Non-tackable surface</li> <li>• Top cap</li> <li>• Trim</li> <li>• Filler cover</li> </ul>	<p><b>Options</b></p> <ul style="list-style-type: none"> <li>• Worksurfaces</li> </ul>	<p><b>Conventional</b></p> <ul style="list-style-type: none"> <li>• Mobile pedestal tops</li> <li>• Pedestal wood pulls</li> </ul> <p><b>Options</b></p> <ul style="list-style-type: none"> <li>• Pedestal wood pulls</li> </ul>	
<b>Plastic</b>	<ul style="list-style-type: none"> <li>• Hinges</li> <li>• Receptacles</li> </ul>	<ul style="list-style-type: none"> <li>• Grommets</li> <li>• Filler strips</li> <li>• Worksurface edges</li> </ul>		
<b>Metal</b>	<ul style="list-style-type: none"> <li>• Top cap</li> <li>• Panel trim</li> <li>• Base cover</li> <li>• End-of-run trim</li> </ul>	<p><b>Conventional</b></p> <ul style="list-style-type: none"> <li>• End support trim</li> <li>• Column support</li> <li>• Locks</li> <li>• Cantilever trim</li> </ul>	<p><b>Conventional</b></p> <ul style="list-style-type: none"> <li>• Locks</li> </ul> <p><b>Options</b></p> <ul style="list-style-type: none"> <li>• Locks</li> </ul>	
<b>Glass</b>	<ul style="list-style-type: none"> <li>• Straight transparent-panel inserts</li> </ul>			
<b>Vertical Surface Fabric</b>	<ul style="list-style-type: none"> <li>• Panel surface</li> <li>• Enhanced transparent panel frame</li> <li>• Corner and end-of-run fillers</li> <li>• Tackboards</li> </ul>		<ul style="list-style-type: none"> <li>• Service module tackboard</li> </ul>	<ul style="list-style-type: none"> <li>• Vertical wire manager</li> </ul>

# Surface Materials

**This listing** includes all the surface material choices that are available for the products in this specification guide.

## Resources

For more information about surface materials, refer to the following resources:

**Additional surface materials specification tools** are available to assist you in the specification process—the Surface Materials Binders.

## Surface Materials Binders

- Surface Materials Reference Manual
- A complete set of swatch cards for hard surfaces, vertical surface fabrics, and seating upholstery

## Paint

Not every paint color is available on every painted component.

▶ Refer to the *Paint, Textured Paint, and Coating Color Availability Matrix* on page 490 before specifying.

## Steelcase Surfaces

### Price Group 1

#### Smooth Paint

4242 Milk

#### Textured Paint

7207 Black  
7225 Sand  
7230 Basalt  
7236 Fog  
7237 Slate  
7238 Fieldstone  
7239 Midnight  
7241 Arctic White  
7243 Seagull

### Price Group 2

#### Smooth Metallic Paint

4743 Mineral Metallic  
4744 Pearl Metallic  
4750 Champagne Metallic  
4751 Bronze Metallic  
4752 Steel Metallic  
4788 Gold Dust Metallic  
4798 Sterling Metallic  
4799 Platinum Metallic  
4803 Near Black Metallic

#### Textured Metallic Paint

7245 Carbon Metallic  
7246 Midnight Metallic

## Custom Surfaces

### Price Group 3

#### PerfectMatch

PerfectMatch is a service that allows you to create your own paint color. Refer to the *Surface Materials Reference Manual* for more information about this program.

## Laminate

Not every laminate is available on all worksurfaces.

▶ Refer to the *Laminate Color Availability Matrix* on page 491 before specifying.

## Steelcase Surfaces

### Fiber Laminate

2850 Vanadium Fiber  
2851 Rhyme Fiber  
2852 Tungsten Fiber  
2854 Vellum Fiber  
2859 Novell Fiber  
2860 Granite Fiber  
2861 Coconut Fiber  
2862 Stucco Fiber

### Micro Laminate

2920 Marl Micro  
2921 Gypsum Micro  
2922 Clay Micro  
2923 Shadow Micro

### Patina Laminate

2870 Blonde Bronze Patina  
2871 Blackened Bronze Patina  
2873 Instant Iron Patina

### Solid Laminate

2722 Cream  
2730 Arctic White  
2746 Black  
2759 Warm White  
2766 Warm Brown V1  
2811 Mist  
2883 Seagull  
2884 Milk  
2885 Dune

### Speckle Laminate

2820 Coffee Speckle  
2822 Woodrose Speckle  
2823 Driftwood Speckle  
2824 Smoke Speckle  
2825 Vanadium Speckle

Note: Some wood veneer finishes and woodgrain laminates share the same name. Because of the difference in materials, veneers and laminates of the same name are not an exact match but do coordinate with each other.

## Woodgrain Laminate

2406 Clear Cherry  
2409 Clear Maple  
2410 Graphite Walnut  
2412 Natural Cherry  
2422 Medium Cherry  
2511 Winter on Maple  
2538 Clear Walnut  
2539 Warm Oak  
2592 Blonde on Maple  
2714 Natural Walnut  
2772 Medium Mahogany on Walnut  
2HAK Clear Oak  
2HAT Acacia

## Turnstone Laminate Collection

A selection of laminates and edge bands in this collection are available on Steelcase brand products. This collection is available with standard leadtimes and supported like standard laminates to help make ordering easy. Please see the Turnstone section of [village.steelcase.com](http://village.steelcase.com) for swatching information.

2535 Virginia Walnut  
2536 Blackwood  
2612 Marbled Maple  
2614 Chocolate Walnut  
2615 Marbled Cherry

## Custom Surfaces

### Open Line Laminate (OLL)

This service allows you to order special laminates at an additional processing fee of \$64 per worksurface plus the cost of the laminate.

**Edge color** for custom laminate orders must be determined by the dealer and customer before orders can be entered.

*Tip: Standard laminates being used in the Open Line Laminate Program to obtain a different edge detail will be charged the Open Line Laminate upcharge; however, no additional charges for the laminate will be applied.*

## Laminate Approval and Material Requirements

To confirm whether a particular laminate has already been tested for use on a specific Steelcase product, or to determine material square foot requirements:

- Visit [www.steelcase.com](http://www.steelcase.com)

**For additional information**, refer to the *Steelcase Surface Materials Reference Manual*.

## Surface Materials, continued

**Wood**

Steelcase carefully selects veneer and solid wood for consistent color and grain structure. Wood is a natural material and variations will occur in color, grain and texture. These variations are part of the inherent natural beauty of wood and are not considered defects.

All wood products will darken with age and exposure to ultraviolet light. This is especially apparent with cherry and maple veneer. We recommend that desk accessories be rearranged periodically to ensure even aging of wood surfaces.

When storing your wood furniture, please follow the following guidelines:

- Do not store products in trailers
- Store products in areas that simulate office temperatures (60°F to 90°F)
- Store products in areas that maintain constant, office-like humidity levels
- Keep product away from light. Cover products to make sure they are not exposed to light.

**Steelcase Surfaces****Veneer**

Veneers are matched for proper balance and consistency. Veneers are available flat cut or quarter cut, except for Oak, which is rift cut. Refer to the *Surface Materials Reference Manual* for descriptions of each cut.

**Open-pore finish** is a medium gloss finish that leaves the wood grain texture visible to the eye and distinguishable to the touch.

**Flat-cut open-pore finish choices**

3062	FC/OP Graphite Walnut
3402	FC/OP Clear Cherry (Aged)
3412	FC/OP Natural Cherry
3422	FC/OP Medium Cherry
3522	FC/OP Clear Maple*
3572	FC/OP Amber on Maple
3592	FC/OP Blonde on Maple
3702	FC/OP Clear Walnut
3712	FC/OP Natural Walnut
3722	FC/OP Dark Mahogany on Walnut
3752	FC/OP Medium Walnut
3762	FC/OP Dark Walnut
3772	FC/OP Medium Mahogany on Walnut

**Quarter-cut open-pore finish choices**

3102	QC/OP Clear Cherry (Aged)
3222	QC/OP Clear Maple*
3272	QC/OP Amber on Maple
3292	QC/OP Blonde on Maple
3302	QC/OP Clear Walnut
3312	QC/OP Natural Walnut
3322	QC/OP Dark Mahogany on Walnut
3352	QC/OP Medium Walnut
3362	QC/OP Dark Walnut
3372	QC/OP Medium Mahogany on Walnut
3382	QC/OP Graphite Walnut

**Rift-cut open-pore finish choices**

3602	RC/OP Desert Oak
3612	RC/OP Warm Oak
3692	RC/OP Espresso Oak

Applies to:

- Universal worksurfaces

**Full-fill finish** is a medium-gloss finish that completely fills the grain texture, yet allows the grain pattern to be seen. The wood has a lustrous, satiny look, and it is smooth to the touch. This finish is available on the wood worksurface or top only.

**Flat-cut full-fill finish choices**

3064	FC/FF Graphite Walnut
3404	FC/FF Clear Cherry (Aged)
3414	FC/FF Natural Cherry
3424	FC/FF Medium Cherry
3524	FC/FF Clear Maple*
3544	FC/FF Blonde on Maple
3574	FC/FF Amber on Maple
3704	FC/FF Clear Walnut
3714	FC/FF Natural Walnut
3724	FC/FF Dark Mahogany on Walnut
3754	FC/FF Medium Walnut
3764	FC/FF Dark Walnut
3774	FC/FF Medium Mahogany on Walnut

**Quarter-cut full-fill finish choices**

3104	QC/FF Clear Cherry (Aged)
3224	QC/FF Clear Maple*
3274	QC/FF Amber on Maple
3294	QC/FF Blonde on Maple
3304	QC/FF Clear Walnut
3314	QC/FF Natural Walnut
3324	QC/FF Dark Mahogany on Walnut
3354	QC/FF Medium Walnut
3364	QC/FF Dark Walnut
3374	QC/FF Medium Mahogany on Walnut
3384	QC/FF Graphite Walnut

**Rift-cut full-fill finish choices**

3604	RC/FF Desert Oak
3614	RC/FF Warm Oak
3694	RC/FF Espresso Oak

\*To ensure an understanding of the color ranges and characteristic variations of natural veneer, a sign-off sheet is required prior to orders being accepted for this clear-coat finish. The sign-off sheet is available through Steelcase advertising stock. Form number 05-0001370.

**Custom Surfaces**

**Customiz stain** is a service that allows you to create your own stain colors and finishes on standard veneer. Customiz stain color is available on all product lines that offer wood veneer.

A \$425 stain-matching fee applies on CUSTOMIZ requests (Exception: The \$425 fee does not apply on matches to Coalesse standard finishes or for a low-gloss finish request on a standard color). The \$425 fee covers the cost of formulating the Customiz color finish and applies regardless of whether or not an order for product is placed.

In addition, an approval form must be signed to indicate customer acceptance of Customiz match. A \$5,000 initiation fee will be charged prior to first order entry, which activates the finish for an 18 month time period. If additional years are needed, a \$1,000 annual annuity fee applies. All style number related CUSTOMIZ charges are no cost as of April 2014.

Customiz stain takes 10 days to formulate. Consult the *Surface Materials Reference Manual* for more information. Custom veneers are also available and must be quoted by Steelcase specials group. Customiz stain on custom veneers takes 2 to 4 weeks to formulate.

Requirements and information on ordering a Customiz stain color are found in the *Surface Materials Reference Manual*.

**Plastic**

Plastic products may not be available in all colors listed below.

► Refer to page 493 for an overview of the plastic colors that are available for each component.

**Steelcase Surfaces**

6000	Black
6001	Coffee
6009	Arctic White
6052	Milk
6053	Seagull
6055	Carbon Metallic
6056	Midnight Metallic
6094	Mineral Metallic
6213	Acacia
6249	Platinum Solid
6607	Woodrose
6608	Driftwood
6609	Smoke
6612	Grey V2
6615	Grey V5
6617	Warm Brown V2
6623	Metallic
6631	Cream
6635	Dawn
6636	Mist
6651	Tungsten
6652	Titanium
6653	Solar Black
6654	Sand
6655	Warm White
6681	Grotto
6695	Midnight
6697	Fog

**Note: Light color plastic edges** are susceptible to degradation due to normal wear and tear. Staining (e.g., ball point pen or clothing dyes such as blue jeans) and dirt effects are more pronounced in light colors and are not considered defects.



Applies to:

- 3 mm and 1 mm edge profile on Series 9000 Universal Systems worksurfaces

- 6000 Black\*
- 6001 Coffee\*
- 6009 Arctic White\*
- 6034 Natural Cherry
- 6036 Medium Cherry
- 6037 Winter on Maple
- 6038 Blonde on Maple
- 6041 Natural Walnut
- 6045 Medium Mahogany on Walnut

- 6052 Milk\*
- 6053 Seagull\*
- 6213 Acacia
- 6219 Clear Oak
- 6231 Graphite Walnut\*
- 6234 Clear Cherry\*
- 6237 Clear Maple\*
- 6242 Virginia Walnut\*
- 6243 Blackwood\*
- 6245 Clear Walnut\*
- 6246 Warm Oak\*
- 6249 Platinum Solid\*
- 6615 Grey V5\*
- 6619 Ice\*
- 6631 Cream\*
- 6635 Dawn\*
- 6636 Mist\*
- 6654 Sand\*
- 6655 Warm White\*
- 6676 Marbled Maple
- 6677 Chocolate Walnut
- 6678 Marbled Cherry
- 6694 Slate\*
- 6695 Midnight\*
- 6697 Fog\*
- 6698 Fieldstone\*

\*These solid color and woodgrain edge colors are a polyolefin blend, PVC-free material for 3 mm and 1 mm edge bandings.

### Accessory Paint

#### Steelcase Surfaces

- 4140 Arctic White Gloss
- 4144 Black Gloss

### Metal

#### Steelcase Surfaces

- 8043 Clear Anodized Aluminum
- 9201 Polished Chrome
- 9212 Silver (available on pedestal and vertical cabinet pulls only)
- 9250 Ember Chrome (available for locks only)

### Glass

#### Steelcase Surfaces

- 6500 Clear

### Vertical Surface Fabric

▶ See page 494 for specific vertical surface availability.

#### Steelcase Surfaces

##### Price Group 1

- Abacus
- Acadia
- Alloy
- BellaRose
- Boccie
- Buzz2
- Charm
- Embrasure
- Optic
- Pianista
- Rhythm
- Tinsel

##### Price Group 2

- Amiranté
- Ashanti Reverse
- Bariolage
- Bouquet
- Cogent: Geode Seating
- Cogent: Geode Vertical
- Flip: Orbit
- Flip: Plain Jane
- Flip: TexHex
- Fresco
- Milano
- Regatta

▶ See *Surface Materials Reference Manual* for a listing of available fabric colors.

### Select Surfaces

**For information on products within Select Surfaces,** including accent paints and fabrics from Designtex and Pollack, please refer to the *Surface Materials Reference Manual* or visit [Steelcase.com/selectsurfaces](http://Steelcase.com/selectsurfaces).

### Custom Surfaces

#### Price Group COM (Customer's Own Material)

#### Fabric Approval and Yardage

To confirm whether a particular COM material has already been tested for use on a specific Steelcase product or to determine actual yardage requirements:

- Visit [www.steelcase.com](http://www.steelcase.com)

#### For additional information regarding Customer's Own Material, call

1.888.STEELCASE, or send an email to [lineone@steelcase.com](mailto:lineone@steelcase.com).

### Seating

▶ See *Surface Materials Reference Manual* for a listing of available seating upholstery colors.

- Available on mobile pedestal cushion top only.

#### Steelcase Surfaces

##### Price Group 1

- Buzz2
- Jacks
- Link
- Playground

##### Price Group 2

- Chainmail
- Cogent: Connect
- Cogent: Geode Seating
- Cogent: Geode Vertical
- Cogent: Trails
- Cricket
- Crosswalk
- Nitelights
- Regis2
- Seating Vinyl
- Spyder
- Stand In
- Zoe2

##### Price Group 3

- Cogent: Tides
- Gaja – C2C
- Hampstead
- Imperma
- Redeem
- Retrieve
- Texel

##### Price Group 5

- Bo Peep
- Remix

##### Price Group 6

- Brisa

##### Price Group 7

- Steelcut Trio

### Leather

- Steelcase Leather

### Elmosoft Leather

- Elmosoft Leather

### Select Surfaces

**For information on products within Select Surfaces,** including accent paints and fabrics from Designtex and Pollack, please refer to the *Surface Materials Reference Manual* or visit [Steelcase.com/selectsurfaces](http://Steelcase.com/selectsurfaces).

### Custom Surfaces

#### Price Group COM (Customer's Own Material)

#### Fabric Approval and Yardage

To confirm whether a particular COM material has already been tested for use on a specific Steelcase product or to determine actual yardage requirements:

- Visit [www.steelcase.com](http://www.steelcase.com)

#### For additional information regarding Customer's Own Material, call

1.888.STEELCASE, or send an email to [lineone@steelcase.com](mailto:lineone@steelcase.com).

# Paint, Textured Paint, and Coating Color Availability Matrix

Paint, Textured Paint, and Coating Color Availability Matrix

	Paint Price Group 1 (smooth)										Paint Price Group 1 (textured)										Paint Price Group 2 (metallic)										Paint Price Group 3																																																																																																																																																																																													
	4242 Milk										7207 Black										7225 Sand										7230 Basalt										7236 Fog										7237 Slate										7238 Fieldstone										7239 Midnight										7241 Arctic White										7243 Seagull										4743 Mineral Metallic										4744 Pearl Metallic										4750 Champagne Metallic										4751 Bronze Metallic										4752 Steel Metallic										4788 Gold Dust Metallic										4798 Sterling Metallic										4799 Platinum Metallic										4803 Near Black Metallic										7245 Carbon Metallic										7246 Midnight Metallic										PerfectMatch									
<b>Enhanced Panels</b>																																																																																																																																																																																																																												
Top cap	■																																																																																																																																																																																																																											
Trims	■																																																																																																																																																																																																																											
Base cover	■																																																																																																																																																																																																																											
Brackets	■																																																																																																																																																																																																																											
Power/cable poles	■																																																																																																																																																																																																																											
Corner filler/Cable posts	■																																																																																																																																																																																																																											
<b>Conventional Products</b>																																																																																																																																																																																																																												
Cantilevers	■																																																																																																																																																																																																																											
Clear access end panels	■																																																																																																																																																																																																																											
End panels	■																																																																																																																																																																																																																											
Back panels	■																																																																																																																																																																																																																											
Column support	■																																																																																																																																																																																																																											
Grommet adapter plate	■																																																																																																																																																																																																																											
Pedestals	■																																																																																																																																																																																																																											
Overhead storage bins and shelves	■																																																																																																																																																																																																																											
Service module package	■																																																																																																																																																																																																																											
Shelf side support bracket	■																																																																																																																																																																																																																											
<b>Options</b>																																																																																																																																																																																																																												
Cantilevers	■																																																																																																																																																																																																																											
End panels	■																																																																																																																																																																																																																											
Worksurface center support	■																																																																																																																																																																																																																											
Column support	•																																																																																																																																																																																																																											
Pedestals	■																																																																																																																																																																																																																											
<b>Accessory Products Including Paper Storage</b>																																																																																																																																																																																																																												
Metal center drawer	■																																																																																																																																																																																																																											
Wall channels	■																																																																																																																																																																																																																											
Horizontal brace	■																																																																																																																																																																																																																											
<b>Universal Worksurfaces</b>																																																																																																																																																																																																																												
Cantilever, center support panel, post legs, and adjustable column	■																																																																																																																																																																																																																											
Adjustable-height legs	•																																																																																																																																																																																																																											

**Legend**

- = Not available
- = Available
- = Available with exceptions
- ▶ = See specification pages for details.

# Laminate Color Availability Matrix

	Conventional	Options	Pedestal Tops	Series 9000 Universal
<b>Fiber</b>				
<b>2850</b> Vanadium Fiber	■	■	■	■
<b>2851</b> Rhyme Fiber	■	■	■	■
<b>2852</b> Tungsten Fiber	■	■	■	■
<b>2854</b> Vellum Fiber	■	■	■	■
<b>2859</b> Novell Fiber	■	■	■	■
<b>2860</b> Granite Fiber	■	■	■	■
<b>2861</b> Coconut Fiber	■	■	■	■
<b>2862</b> Stucco Fiber	■	■	■	■
<b>Micro</b>				
<b>2920</b> Marl Micro	■	■	■	■
<b>2921</b> Gypsum Micro	■	■	■	■
<b>2922</b> Clay Micro	■	■	■	■
<b>2923</b> Shadow Micro	■	■	■	■
<b>Patina</b>				
<b>2870</b> Blonde Bronze Patina	■	■	■	■
<b>2871</b> Blackened Bronze Patina	■	■	■	■
<b>2873</b> Instant Iron Patina	■	■	■	■
<b>Solid</b>				
<b>2722</b> Cream	■	■	■	■
<b>2730</b> Arctic White	■	■	■	■
<b>2746</b> Black	■	■	■	■
<b>2759</b> Warm White	■	■	■	■
<b>2811</b> Mist	■	■	■	■
<b>2883</b> Seagull	■	■	■	■
<b>2884</b> Milk	■	■	■	■
<b>2885</b> Dune	■	■	■	■
<b>Speckle</b>				
<b>2820</b> Coffee Speckle	■	■	■	■
<b>2822</b> Woodrose Speckle	■	■	■	■
<b>2823</b> Driftwood Speckle	■	■	■	■
<b>2824</b> Smoke Speckle	■	■	■	■
<b>2825</b> Vanadium Speckle	■	■	■	■

**Legend**

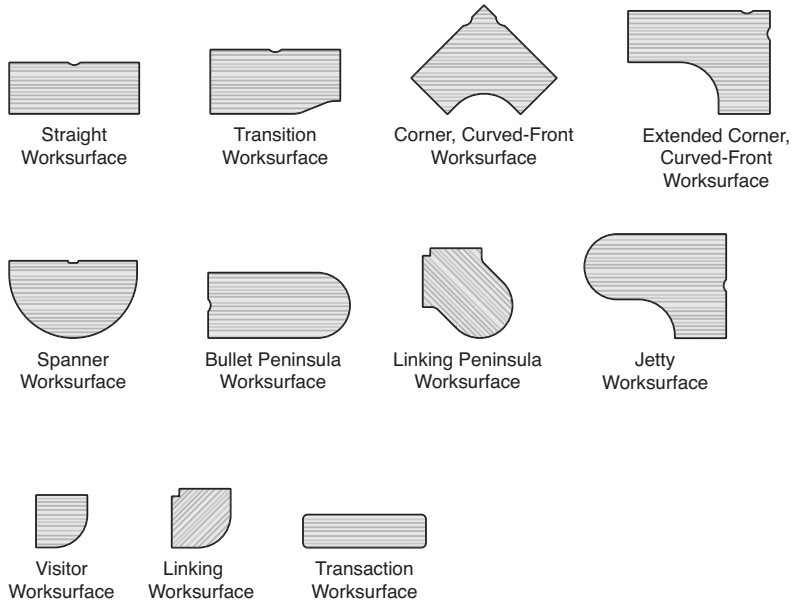
- = Not available
- = Available
- = Available with exceptions
- ▶ See specification pages for details.

	Conventional	Options	Pedestal Tops	Series 9000 Universal
<b>Woodgrain</b>				
<b>2406</b> Clear Cherry	■	■	■	■
<b>2409</b> Clear Maple	■	■	■	■
<b>2410</b> Graphite Walnut	■	■	■	■
<b>2412</b> Natural Cherry	■	■	■	■
<b>2422</b> Medium Cherry	■	■	■	■
<b>2511</b> Winter on Maple	■	■	■	■
<b>2538</b> Clear Walnut	■	■	■	■
<b>2539</b> Warm Oak	■	■	■	■
<b>2592</b> Blonde on Maple	■	■	■	■
<b>2714</b> Natural Walnut	■	■	■	■
<b>2772</b> Medium Mahogany on Walnut	■	■	■	■
<b>2HAK</b> Clear Oak	■	■	■	■
<b>2HAT</b> Acacia	■	■	■	■
<b>Turnstone Laminate Collection</b>				
<b>2535</b> Virginia Walnut	•	•	•	■
<b>2536</b> Blackwood	•	•	•	■
<b>2612</b> Marbled Maple	•	•	•	■
<b>2614</b> Chocolate Walnut	•	•	•	■
<b>2615</b> Marbled Cherry	•	•	•	■

# Directional Laminate Grain Directions

**Directional laminates** are standard with the grain directions shown.

## Series 9000 Universal Systems Worksurfaces—High-Pressure Laminate



# Plastic Color Availability Matrix

## 9000 Plastic Color Availability Matrix

Not every plastic component is available on every plastic color. The matrix below provides an overview of which plastic colors can be specified for many Series 9000 plastic component. Those components not shown are available in default colors only.

▶ See page 501 for Series 9000 Universal Worksurface edge profile color availability.

	6000 Black	6001 Coffee	6009 Arctic White	6052 Milk	6053 Seagull	6249 Platinum Solid	6612 Grey Value 2	6615 Grey Value 5	6623 Metallic	6631 Cream	6635 Dawn	6636 Mist	6654 Sand	6655 Warm White	6695 Midnight	6697 Fog
--	------------	-------------	-------------------	-----------	--------------	---------------------	-------------------	-------------------	---------------	------------	-----------	-----------	-----------	-----------------	---------------	----------

### Enhanced Panels

Hinges	■	•	■	•	•	■	•	•	■	•	•	•	■	•	•	•
Receptacles and corner cable cover	■	•	■	•	•	■	•	•	•	•	•	•	■	•	•	•

### Conventional Worksurfaces, Storage and Related Products

Grommets	■	•	■	■	•	■	•	•	•	•	•	•	■	•	■	•
Filler strips for returns, radius-end table return, bridge	■	■	■	■	■	■	■	■	•	■	■	■	■	■	■	■
Modular worksurface package reveal strips	■	•	■	■	•	■	•	•	•	•	•	•	■	•	■	•
Clear-access end panel duplex cable grommet	■	•	■	•	•	■	•	•	•	•	•	•	■	•	•	•

### Lighting

Vertical wire managers	■	•	■	•	•	■	•	•	•	•	•	•	■	•	■	•
------------------------	---	---	---	---	---	---	---	---	---	---	---	---	---	---	---	---

## 9000 Worksurface Edge Color Availability Matrix

	6000 Black	6001 Coffee	6009 Arctic White	6052 Milk	6053 Seagull	6249 Platinum Solid	6612 Grey Value 2	6615 Grey Value 5	6631 Cream	6635 Dawn	6636 Mist	6654 Sand	6655 Warm White	6695 Midnight	6697 Fog
--	------------	-------------	-------------------	-----------	--------------	---------------------	-------------------	-------------------	------------	-----------	-----------	-----------	-----------------	---------------	----------

### Conventional Worksurfaces, Storage and Related Products

Grommets	■	■	■	■	■	■	■	•	•	•	•	■	■	■	■
Corner worksurface packages front edge	■	■	■	■	■	■	■	■	■	■	■	■	■	■	■
Radius-end worksurface edge	■	■	■	■	■	■	■	■	■	■	■	■	■	■	■
Transaction worksurface edge	■	■	■	■	■	■	■	■	■	■	■	■	■	■	■
Freestanding corner worksurface back edge	■	■	■	■	■	■	■	■	■	■	■	■	■	■	■

### Options Worksurfaces

Options worksurface front edge	■	■	■	■	■	■	■	■	■	■	■	■	■	■	■
--------------------------------	---	---	---	---	---	---	---	---	---	---	---	---	---	---	---

### Legend

- = Not available
- = Available
- = Available with exceptions
- ▶ See specification pages for details.

# Vertical Surface Fabric Color Availability Matrix

	Enhanced Panels		
	Panels	Panel stackers	Filler packages
<b>Fabric Price Group 1</b>			
Abacus	■	■	■
Acadia	■	■	■
Alloy	■	■	■
BellaRose	■	■	■
Boccie	■	■	■
Buzz2	■	■	■
Charm	•	•	•
Embrasure	■	■	■
Optic	■	■	■
Pianista	•	•	•
Rhythm	□	□	□
Tinsel	■	■	■
<b>Fabric Price Group 2</b>			
Amirante	■	■	■
Ashanti Reverse	■	■	■
Bariolage	■	■	■
Bouquet	■	■	■
Cogent: Geode Seating	•	•	•
Cogent: Geode Vertical	•	•	•
Flip: Orbit	□	□	□
Flip: Plain Jane	■	■	■
Flip: TexHex	□	□	□
Fresco	■	■	■
Milano	■	■	■
Regatta	■	■	■
<b>Fabric Price Group COM</b>			
COM	■	■	■

**Legend**

- = Not available
- = Available
- = Available with exceptions
- ▶ See specification pages for details.



# Specification Guidelines for Vertical Fabric Applications

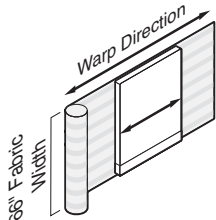
## What is the issue?

Some textiles are simple and look the same regardless of how you apply them to a product. Many other fabrics are patterned, textured, or have luster that will have a distinctly different appearance if applied in different directions on chairs or panels. Because of these differences, and the fact that there are limits to how some fabrics can be applied to Steelcase products, it is important to understand fabric application direction standards at Steelcase in order to avoid being disappointed.

## Talking about direction

Fabrics come on rolls. The long yarns that run down the length of the roll are called the "warp" yarns. These yarns are used to define the direction you are viewing the fabric as it is applied to a panel or chair. Fabric directionality is determined by how the fabric comes off the roll. It is NOT determined by the way the pattern looks on the product (i.e., horizontal stripes do not mean the fabric was applied warp horizontal—it could have been applied warp vertical).

## Warp Horizontal

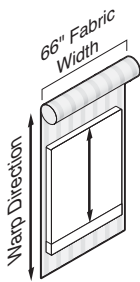


### Warp horizontal

application is the standard application direction for most Steelcase fabrics on Steelcase panel and seating products. Horizontal application means that as you view the panel or chair in its upright position, the warp yarns of the fabric are running in the horizontal direction.

► See *Fabric Application Direction for Systems, Casegoods, and Architecture* matrix in the *Surface Materials Reference Manual* for details on these exceptions.

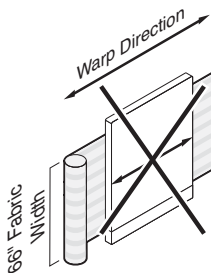
## Warp Vertical



**Warp vertical** application is the standard application direction for any panels taller than 68"H and a few other exceptions. Vertical application means that as you view the panel or chair in its upright position, the warp yarns are running in the vertical direction.

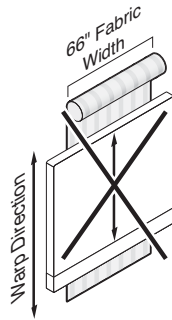
► See *Fabric Application Direction for Systems, Casegoods, and Architecture* matrix in the *Surface Materials Reference Manual* for details on these exceptions.

## Warp Horizontal



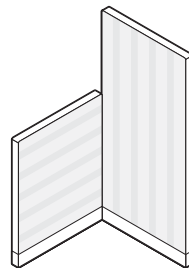
**Fabric on panels taller than 68"H** cannot be applied warp horizontal because the height of the product is greater than the width of the fabric.

## Warp Vertical



**Fabric on panels wider than 68"W** cannot be applied warp vertical because the width of the product is greater than the width of the fabric.

**Steelcase is not responsible for charges associated with replacement or re upholstery of products due to incorrect specifications.**



**The combination** of tall panels (75"H with warp vertical) with short panels (65"H or less with warp horizontal) will result in the fabric patterns running in opposite directions.

**To remedy this situation, the following options are available:**

- Use non-directional fabric. Only a small selection of fabrics are non-directional.
- Use fabrics that have standard warp vertical application direction.
- Specify warp vertical application on fabrics that are standard warp horizontal.

*Tip: If you require warp vertical and it is not the standard, you must specify the warp vertical option on every line in the order.*

## Application Topics

*Exception: Fabric warp direction cannot be altered from standard on tackboards.*

### Surface Materials

**Representatives** are available to answer your questions and to provide clarification. They can also help with situations where you are using fabrics under 66"W. Call 616.246.9822.

## Price

**No additional cost** to specify warp direction.

## How to Specify

**You must specify** warp direction when you need to depart from the standard. Series 9000 panels allow this option to be selected electronically. On non-electronic orders for all 9000 panels, add a written specification to each panel to indicate non-standard warp directions.

For example:

9TT5345P3  
53"H x 45"W tackable  
acoustical panels  
side 1: fabric G220  
(Bariolage Etude) with warp  
vertical.  
side 2: fabric G221 (Antane  
Bariolage) with warp  
vertical.



**Standard Warp Directions for Series 9000**

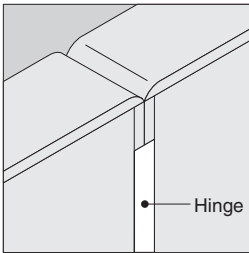
Fabric	Fabric Direction	Panel Stackers	Panel Height					Storage	Tackboards
			34½"H	42"H	53"H	61"H	65"H		
Abacus	D	H	H	H	H	H	H	H	H
Acadia	D	H	H	H	H	H	H	H	H
Alloy	D	H	H	H	H	H	H	H	H
Amiranté	D	V	V	V	V	V	V	V	H
Ashanti Reverse	D	V	V	V	V	V	V	V	H
Bariolage	D	H	H	H	H	H	H	H	H
BellaRose	D	H	H	H	H	H	H	H	H
Boccie	D	H	H	H	H	H	H	H	H
Bouquet	D	H	H	H	H	H	H	H	H
Buzz2	D	H	H	H	•	•	H	H	H
Charm	D	H	H	H	H	H	H	H	H
Cogent: Geode Seating	D	H	H	H	•	•	H	•	•
Cogent: Geode Vertical	D	H	H	H	H	H	H	H	•
Embrasure	D	H	H	H	H	H	H	H	H
Flip: Orbit	D	HO	HO	HO	HO	HO	HO	HO	HO
Flip: Plain Jane	D	H	H	H	H	H	H	H	H
Flip: TexHex	D	HO	HO	HO	HO	HO	HO	HO	HO
Fresco	D	H	H	H	H	H	H	H	H
Milano	D	H	H	H	H	H	H	H	H
Optic	D	H	H	H	H	H	H	H	H
Pianista	D	HO	HO	HO	HO	HO	HO	HO	HO
Regatta	ND	H	H	H	H	H	H	H	H
Rhythm-C9000	D	H	•	H	H	H	H	H	H
Rhythm-E9000	D	V	V	V	V	V	V	V	V
Tinsel	D	H	H	H	H	H	H	H	H

D = Directional      ND = Non-directional  
H = Warp horizontal      HO = Horizontal only  
V = Warp vertical      • = Not Available

# Color Coordination Matrices

## Enhanced Panels

**Panel hinge colors** are colors that you can specify to coordinate or contrast with the paint color that you select for the panel.



Enhanced Panels

Paint Color	Suggested Color of Hinge
<b>Price Group 1</b>	
<b>Smooth Paint</b>	
<b>4242</b> Milk	<b>6623</b> Metallic
<b>Textured Paint</b>	
<b>7207</b> Black	<b>6000</b> Black
<b>7225</b> Sand	<b>6623</b> Metallic
<b>7230</b> Basalt	<b>6000</b> Black
<b>7236</b> Fog	<b>6623</b> Metallic
<b>7237</b> Slate	<b>6623</b> Metallic
<b>7238</b> Fieldstone	<b>6623</b> Metallic
<b>7239</b> Midnight	<b>6000</b> Black
<b>7241</b> Arctic White	<b>6009</b> Arctic White
<b>7243</b> Seagull	<b>6623</b> Metallic
<b>Price Group 2</b>	
<b>Smooth Metallic Paint</b>	
<b>4743</b> Mineral Metallic	<b>6623</b> Metallic
<b>4744</b> Pearl Metallic	<b>6623</b> Metallic
<b>4750</b> Champagne Metallic	<b>6623</b> Metallic
<b>4751</b> Bronze Metallic	<b>6623</b> Metallic
<b>4752</b> Steel Metallic	<b>6623</b> Metallic
<b>4788</b> Gold Dust Metallic	<b>6623</b> Metallic
<b>4798</b> Sterling Metallic	<b>6623</b> Metallic
<b>4799</b> Platinum Metallic	<b>6623</b> Metallic
<b>Textured Metallic Paint</b>	
<b>7245</b> Carbon Metallic	<b>6623</b> Metallic
<b>7246</b> Midnight Metallic	<b>6623</b> Metallic

### Conventional Worksurfaces

**Plastic edge color** for some worksurfaces is a color that you can specify to coordinate or contrast with the laminate color that you select for the worksurface. You must select a plastic edge color. The table at right gives suggested colors.

Laminate Color	Suggested Color of Plastic Edge (T-mold)
<b>Fiber</b>	
<b>2850</b> Vanadium Fiber	<b>6654</b> Sand
<b>2851</b> Rhyme Fiber	<b>6631</b> Cream
<b>2852</b> Tungsten Fiber	<b>6636</b> Mist
<b>2854</b> Vellum Fiber	<b>6655</b> Warm White
<b>2859</b> Novell Fiber	<b>6001</b> Coffee
<b>2860</b> Granite Fiber	<b>6000</b> Black
<b>2861</b> Coconut Fiber	<b>6654</b> Sand
<b>2862</b> Stucco Fiber	<b>6053</b> Seagull
<b>Micro</b>	
<b>2920</b> Marl Micro	<b>6053</b> Seagull
<b>2921</b> Gypsum Micro	<b>6654</b> Sand
<b>2922</b> Clay Micro	<b>6654</b> Sand
<b>2923</b> Shadow Micro	<b>6249</b> Platinum Solid
<b>Patina</b>	
<b>2870</b> Blonde Bronze Patina	<b>6654</b> Sand
<b>2871</b> Blackened Bronze Patina	<b>6615</b> Grey Value 5
<b>2873</b> Instant Iron Patina	<b>6615</b> Grey Value 5
<b>Solid</b>	
<b>2722</b> Cream	<b>6631</b> Cream
<b>2730</b> Arctic White	<b>6697</b> Fog
<b>2746</b> Black	<b>6000</b> Black
<b>2759</b> Warm White	<b>6655</b> Warm White
<b>2811</b> Mist	<b>6636</b> Mist
<b>2883</b> Seagull	<b>6053</b> Seagull
<b>2884</b> Milk	<b>6052</b> Milk
<b>2885</b> Dune	<b>6654</b> Sand
<b>Speckle</b>	
<b>2820</b> Coffee Speckle	<b>6631</b> Cream
<b>2822</b> Woodrose Speckle	<b>6635</b> Dawn
<b>2823</b> Driftwood Speckle	<b>6631</b> Cream
<b>2824</b> Smoke Speckle	<b>6636</b> Mist
<b>2825</b> Vanadium Speckle	<b>6612</b> Grey Value 2
<b>Woodgrain</b>	
<b>2406</b> Clear Cherry	<b>6001</b> Coffee
<b>2409</b> Clear Maple	<b>6655</b> Warm White
<b>2410</b> Graphite Walnut	<b>6000</b> Black
<b>2412</b> Natural Cherry	<b>6001</b> Coffee
<b>2422</b> Medium Cherry	<b>6001</b> Coffee
<b>2511</b> Winter on Maple	<b>6655</b> Warm White
<b>2538</b> Clear Walnut	<b>6000</b> Black
<b>2539</b> Warm Oak	<b>6655</b> Warm White
<b>2592</b> Blonde on Maple	<b>6655</b> Warm White
<b>2714</b> Natural Walnut	<b>6001</b> Coffee
<b>2772</b> Medium Mahogany on Walnut	<b>6001</b> Coffee
<b>2HAK</b> Clear Oak	<b>6219</b> Clear Oak
<b>2HAT</b> Acacia	<b>6213</b> Acacia

## Color Coordination Matrices, continued

## Options Worksurfaces and Mobile Pedestal Tops

**Plastic T-mold edge on front of Series**

**9000 Options worksurfaces** can coordinate or contrast with the laminate color that you select for the worksurface. You must select a front plastic edge color. Table at right gives suggested colors.

Sides and back of worksurfaces and mobile pedestal tops are square plastic edge in a color determined by the laminate color you select. These edge colors are defaults and cannot be specified.

**Solid-color and speckle laminates** will have solid color plastic edging.

Laminate Color	Suggested Color of Front Plastic Edge	Default Plastic Color of Side Edges
<b>Fiber</b>		
<b>2850</b> Vanadium Fiber	<b>6654</b> Sand	<b>6654</b> Sand
<b>2851</b> Rhyme Fiber	<b>6631</b> Cream	<b>6631</b> Cream
<b>2852</b> Tungsten Fiber	<b>6636</b> Mist	<b>6636</b> Mist
<b>2854</b> Vellum Fiber	<b>6655</b> Warm White	<b>6655</b> Warm White
<b>2859</b> Novell Fiber	<b>6001</b> Coffee	<b>6001</b> Coffee
<b>2860</b> Granite Fiber	<b>6000</b> Black	<b>6000</b> Black
<b>2861</b> Coconut Fiber	<b>6654</b> Sand	<b>6654</b> Sand
<b>2862</b> Stucco Fiber	<b>6053</b> Seagull	<b>6053</b> Seagull
<b>Micro</b>		
<b>2920</b> Marl Micro	<b>6053</b> Seagull	<b>6053</b> Seagull
<b>2921</b> Gypsum Micro	<b>6654</b> Sand	<b>6654</b> Sand
<b>2922</b> Clay Micro	<b>6654</b> Sand	<b>6654</b> Sand
<b>2923</b> Shadow Micro	<b>6249</b> Platinum Solid	<b>6249</b> Platinum Solid
<b>Patina</b>		
<b>2870</b> Blonde Bronze Patina	<b>6654</b> Sand	<b>6654</b> Sand
<b>2871</b> Blackened Bronze Patina	<b>6615</b> Grey Value 5	<b>6615</b> Grey Value 5
<b>2873</b> Instant Iron Patina	<b>6615</b> Grey Value 5	<b>6615</b> Grey Value 5
<b>Solid</b>		
<b>2722</b> Cream	<b>6631</b> Cream	<b>6631</b> Cream
<b>2730</b> Arctic White	<b>6697</b> Fog	<b>6697</b> Fog
<b>2746</b> Black	<b>6000</b> Black	<b>6000</b> Black
<b>2759</b> Warm White	<b>6655</b> Warm White	<b>6655</b> Warm White
<b>2811</b> Mist	<b>6636</b> Mist	<b>6636</b> Mist
<b>2883</b> Seagull	<b>6053</b> Seagull	<b>6053</b> Seagull
<b>2884</b> Milk	<b>6052</b> Milk	<b>6052</b> Milk
<b>2885</b> Dune	<b>6654</b> Sand	<b>6654</b> Sand
<b>Speckle</b>		
<b>2820</b> Coffee Speckle	<b>6001</b> Coffee	<b>6631</b> Cream
<b>2822</b> Woodrose Speckle	<b>6635</b> Dawn	<b>6635</b> Dawn
<b>2823</b> Driftwood Speckle	<b>6631</b> Cream	<b>6631</b> Cream
<b>2824</b> Smoke Speckle	<b>6636</b> Mist	<b>6636</b> Mist
<b>2825</b> Vanadium Speckle	<b>6612</b> Grey Value 2	<b>6619</b> Ice
<b>Woodgrain</b>		
<b>2406</b> Clear Cherry	<b>6001</b> Coffee	<b>6234</b> Clear Cherry
<b>2409</b> Clear Maple	<b>6655</b> Warm White	<b>6237</b> Clear Maple
<b>2410</b> Graphite Walnut	<b>6000</b> Black	<b>6231</b> Graphite Walnut
<b>2412</b> Natural Cherry	<b>6001</b> Coffee	<b>6034</b> Natural Cherry
<b>2422</b> Medium Cherry	<b>6001</b> Coffee	<b>6036</b> Medium Cherry
<b>2511</b> Winter on Maple	<b>6655</b> Warm White	<b>6037</b> Winter on Maple
<b>2538</b> Clear Walnut	<b>6000</b> Black	<b>6245</b> Clear Walnut
<b>2539</b> Warm Oak	<b>6655</b> Warm White	<b>6246</b> Warm Oak
<b>2592</b> Blonde on Maple	<b>6655</b> Warm White	<b>6038</b> Blonde on Maple
<b>2714</b> Natural Walnut	<b>6001</b> Coffee	<b>6041</b> Natural Walnut
<b>2772</b> Medium Mahogany on Walnut	<b>6001</b> Coffee	<b>6045</b> Medium Mahogany on Walnut
<b>2HAK</b> Clear Oak	<b>6219</b> Clear Oak	<b>6654</b> Sand
<b>2HAT</b> Acacia	<b>6213</b> Acacia	<b>6655</b> Warm White

*Tip: To improve consistency, default edge colors are now identified by 6000-series numbers; the actual colors and defaults have not changed. Because default edge colors are not actually entered when specifying products, no specification changes are required. (Previous specification guides used 2000-series numbers to describe default edge colors, while 6000-series numbers were used for customer-specified edge colors, even though the edges were identical.)*

► See the *Surface Materials Reference Manual* for more details.

### Recommended Edge Colors for Series 9000 Universal Worksurfaces–Laminate

#### Edges

The recommended edge color will complement the laminate color you specify.  
Edge color is specified separately.

Laminate Color	Recommended 3 mm Edge Color	Recommended P-Edge Color
<b>Fiber</b>		
<b>2850</b> Vanadium Fiber	<b>6654</b> Sand	<b>6697</b> Fog
<b>2851</b> Rhyme Fiber	<b>6631</b> Cream	<b>6654</b> Sand
<b>2852</b> Tungsten Fiber	<b>6636</b> Mist	<b>6654</b> Sand
<b>2854</b> Vellum Fiber	<b>6655</b> Warm White	<b>6697</b> Fog
<b>2859</b> Novell Fiber	<b>6001</b> Coffee	<b>6697</b> Fog
<b>2860</b> Granite Fiber	<b>6000</b> Black	<b>6000</b> Black
<b>2861</b> Coconut Fiber	<b>6654</b> Sand	<b>6654</b> Sand
<b>2862</b> Stucco Fiber	<b>6053</b> Seagull	<b>6053</b> Seagull
<b>Micro</b>		
<b>2920</b> Marl Micro	<b>6053</b> Seagull	<b>6053</b> Seagull
<b>2921</b> Gypsum Micro	<b>6654</b> Sand	<b>6654</b> Sand
<b>2922</b> Clay Micro	<b>6654</b> Sand	<b>6654</b> Sand
<b>2923</b> Shadow Micro	<b>6249</b> Platinum Solid	<b>6249</b> Platinum Solid
<b>Patina</b>		
<b>2870</b> Blonde Bronze Patina	<b>6654</b> Sand	<b>6654</b> Sand
<b>2871</b> Blackened Bronze Patina	<b>6615</b> Grey Value 5	<b>6000</b> Black
<b>2873</b> Instant Iron Patina	<b>6615</b> Grey Value 5	<b>6000</b> Black
<b>Solid</b>		
<b>2722</b> Cream	<b>6631</b> Cream	<b>6654</b> Sand
<b>2730</b> Arctic White	<b>6009</b> Arctic White	<b>6009</b> Arctic White
<b>2746</b> Black	<b>6000</b> Black	<b>6000</b> Black
<b>2759</b> Warm White	<b>6655</b> Warm White	<b>6654</b> Sand
<b>2811</b> Mist	<b>6636</b> Mist	<b>6697</b> Fog
<b>2883</b> Seagull	<b>6053</b> Seagull	<b>6053</b> Seagull
<b>2884</b> Milk	<b>6052</b> Milk	<b>6052</b> Milk
<b>2885</b> Dune	<b>6654</b> Sand	<b>6654</b> Sand
<b>Speckle</b>		
<b>2820</b> Coffee Speckle	<b>6631</b> Cream	<b>6654</b> Sand
<b>2822</b> Woodrose Speckle	<b>6635</b> Dawn	<b>6000</b> Black
<b>2823</b> Driftwood Speckle	<b>6631</b> Cream	<b>6000</b> Black
<b>2824</b> Smoke Speckle	<b>6636</b> Mist	<b>6654</b> Sand
<b>2825</b> Vanadium Speckle	<b>6619</b> Ice	<b>6697</b> Fog
<b>Woodgrain</b>		
<b>2406</b> Clear Cherry	<b>6234</b> Clear Cherry	<b>6000</b> Black
<b>2409</b> Clear Maple	<b>6237</b> Clear Maple	<b>6654</b> Sand
<b>2410</b> Graphite Walnut	<b>6231</b> Graphite Walnut	<b>6000</b> Black
<b>2412</b> Natural Cherry	<b>6034</b> Natural Cherry	<b>6000</b> Black
<b>2422</b> Medium Cherry	<b>6036</b> Medium Cherry	<b>6000</b> Black
<b>2511</b> Winter on Maple	<b>6037</b> Winter on Maple	<b>6654</b> Sand
<b>2538</b> Clear Walnut	<b>6245</b> Clear Walnut	<b>6000</b> Black
<b>2539</b> Warm Oak	<b>6246</b> Warm Oak	<b>6654</b> Sand
<b>2592</b> Blonde on Maple	<b>6038</b> Blonde on Maple	<b>6654</b> Sand
<b>2714</b> Natural Walnut	<b>6041</b> Natural Walnut	<b>6000</b> Black
<b>2772</b> Medium Mahogany on Walnut	<b>6045</b> Medium Mahogany on Walnut	<b>6000</b> Black
<b>2HAK</b> Clear Oak	<b>6219</b> Clear Oak	<b>6654</b> Sand
<b>2HAT</b> Acacia	<b>6213</b> Acacia	<b>6559</b> Warm White Solid

Color Coordination Matrices, continued

**Recommended Edge Colors for Series 9000 Universal Worksurfaces–Laminate, continued**

**Edges**

The recommended edge color will complement the laminate color you specify.  
Edge color is specified separately.

<b>Laminate Color</b>	<b>Recommended 3 mm Edge Color</b>	<b>Recommended P-Edge Color</b>
<b>Turnstone Laminate Collection</b>		
<b>2535</b> Virginia Walnut	<b>6242</b> Virginia Walnut	<b>6000</b> Black
<b>2536</b> Blackwood	<b>6243</b> Blackwood	<b>6000</b> Black
<b>2612</b> Marbled Maple	<b>6676</b> Marbled Maple	<b>6000</b> Black
<b>2614</b> Chocolate Walnut	<b>6677</b> Chocolate Walnut	<b>6000</b> Black
<b>2615</b> Marbled Cherry	<b>6678</b> Marbled Cherry	<b>6000</b> Black

\*A selection of laminates and edge bands in this collection are available on Steelcase brand products. This collection is available with standard leadtimes and supported like standard laminates to help make ordering easy.

---

# Series 9000 Resources

**Lock and Keying**

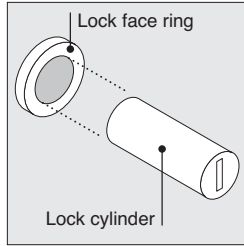
**504**

Series 9000

# Lock and Keying

**All locking products** are standard with factory-installed, keyed-random locks. Consecutive, specific, and random keying are available as field-installed options.  
*Exceptions: Individual locking drawers are available only with field-installed*

*locks. 900 Series overfiles are only available with factory-installed locks.*



**Locks** consist of a factory- or field-installed lock cylinder and a factory-installed lock face ring.

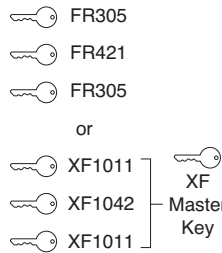
**Two types of locks** are available — the standard keying system (FR series) and the master keying system (XF series). All the locks in the XF series can be opened with a single master key.

## Factory-Installed Keying

**Factory-installed locks** are always key random (standard) or master key random (option). Key random means that the locks will be assigned arbitrarily at the factory with key numbers ranging from FR305 to FR454 (Master keying numbers: XF1001 to XF1150). All locks within a unit will be keyed alike.  
*Tip: Random keying can mean that different furniture*

*units will have the same key number. If you must have all locks keyed differently, you should specify field-installed, key specific or key consecutive lock cylinders.*  
 ▶ See below.

### Key Random



### Required to Specify

<b>Master key random</b>	+\$23	Specify with master key random.
--------------------------	-------	---------------------------------

## Field-Installed Keying

**Field-installed locks** are only available on products that include factory-installed lock mechanisms.

**Specify "plug"** when specifying furniture, and the product will ship with a plastic plug in place of the lock cylinder.  
*Tip: For products with optional lock colors, make sure to specify the color for both the lock and lock face ring.*

**Front-removable lock cylinders** must be specified separately. You must also order a special lock tool to install or remove lock cylinders in the field.  
*Tip: Lock tools are reusable. You do not need to order additional lock tools with every furniture order.*

**Lock cylinders** will be shipped separately so that you can install the locks when you are ready.

**Three keying choices** are available for field installation—random (standard), specific, and consecutive. All three are also available with master keying, which means that all locks can be opened with a single master key.

**Key random** means that the locks will be assigned arbitrarily at the factory with key numbers ranging from FR305 to FR454 (Master keying numbers: XF1001 to XF1150).  
*Tip: Random keying can mean that different furniture units will have the same key number. If you must have all locks keyed differently, you should specify key specific or key consecutive lock cylinders.*

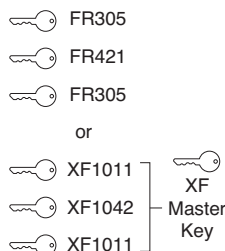
**Key specific** means that you can specify any key number from FR305 to FR454 (Master keying numbers: XF1001 to XF1150). This option can be used to key all the furniture units in a workstation or department the same.  
*Tip: Designate the quantity per key number in your specification.*  
 ▶ See example at right.

**Key consecutive** means that you can specify lock numbers in a consecutive order to ensure that no two locks have the same key number until the key sequence repeats. You must select a beginning key number from FR305 to FR454 (Master keying numbers: XF1001 to XF1150).

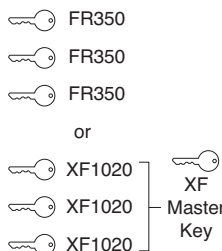
**Example** of a typical lock cylinder specification is shown below:

10	LOCK9201FR FR320
5	LOCK9201FR FR350
15	LOCK9201XF XF1100
<hr/>	
30	Total
1	877102003SR standard lock tool
1	877102002SR master lock tool

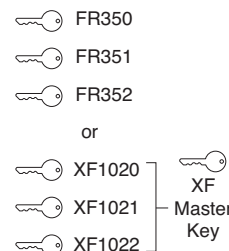
### Key Random



### Key Specific

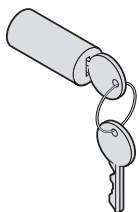


### Key Consecutive





## Field-Installed Lock Cylinders



Tip: Lock price is included in price of furniture with locks.

Tip: For replacement lock cylinders, refer to Service Parts.

Standard Includes	Required to Specify
-------------------	---------------------

- |  |  |
|--|--|
| <ul style="list-style-type: none"> <li>Lock cylinder, keyed random: 9201 Polished Chrome or 9250 Ember Chrome</li> <li>Two keys</li> </ul> | <ul style="list-style-type: none"> <li>1 Style number</li> <li>2 Options, if selected (see below)</li> </ul> |
|--|--|

Options	Price	Required to Specify
---------	-------	---------------------

<b>Key specific</b>	No cost	Select key number from FR305–FR454.
<b>Key consecutive</b>	No cost	Specify <i>key consecutive</i> and must select beginning key number from FR305–FR454.
<b>Master key random</b>	+\$23 each	Specify <i>master key random</i> .
<b>Master key specific</b>	+\$23 each	Specify key number from XF1001–XF1150.
<b>Master key consecutive</b>	+\$23 each	Specify <i>master key consecutive</i> and must select beginning key number from XF1001–XF1150.

### Specification Information

Color	Style Number	Base Price
-------	--------------	------------

### FR Series (Standard Keying System) – Lock Cylinder

Polished Chrome	<b>LOCK9201FR</b>	No cost
Ember Chrome	<b>LOCK9250FR</b>	No cost

Tip: You can change lock cylinders in the field by using the appropriate lock tool.

### Standard Lock Tool

	<b>877102003SR</b>	\$23
--	--------------------	------

### XF Series (Master Keying System) – Lock Cylinder

Polished Chrome	<b>LOCK9201XF</b>	No additional cost. Price included in price of furniture with master-keyed locks.
Ember Chrome	<b>LOCK9250XF</b>	No additional cost. Price included in price of furniture with master-keyed locks.

### Master Lock Tool

	<b>877102002SR</b>	\$23
--	--------------------	------



---

# Ellipse

► For more detailed product information, see the *Ellipse Specification Guide* or consult your Steelcase dealer.



## Statement of Line **508**



### Specifying

24"D Desks (SIN 711.2)	<b>510</b>
30"D Desks (SIN 711.2)	<b>512</b>
30"D Desks with Overhead Cabinet (SIN 711.2)	<b>514</b>
36"D Desks (SIN 711.2)	<b>516</b>
Returns (SIN 711.2)	<b>518</b>
Corner Desks (SIN 711.2)	<b>519</b>
Radius Junction Tops (SIN 711.2)	<b>520</b>
Triangular Junction Tops (SIN 711.2)	<b>521</b>
Corner Conference Tables (SIN 711.2)	<b>522</b>
Supports (SIN 711.2)	<b>523</b>
Screens (SIN 711.2)	<b>524</b>
Transaction Tops (SIN 711.2)	<b>525</b>
Accessories (SIN 711.2)	<b>526</b>
Universal Hanging Pedestal (SIN 711.2)	<b>527</b>
Pedestal Accessories (SIN 711.2)	<b>528</b>
Internode Power and Communication Components (SIN 711.2)	<b>529</b>

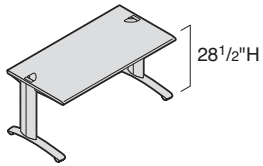


### Surface Materials and Resources

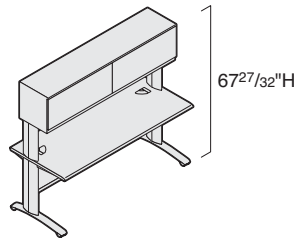
Surface Materials	<b>544</b>
Color Coordination Lists	<b>546</b>
Ellipse Open Line Laminate Edge Coordination Matrix	<b>549</b>
Lock and Keying	<b>550</b>

# Statement of Line

## Ellipse



Specifying  
Pages 510–513,  
516



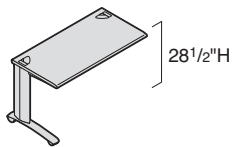
Specifying  
Page 514

### Desks

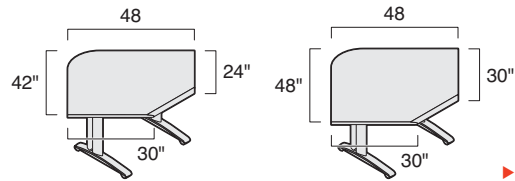
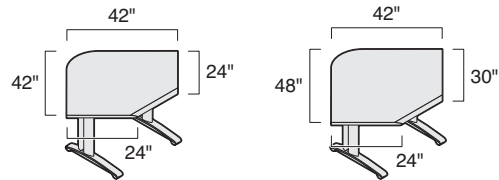
	30"W	36"W	42"W	48"W	54"W	60"W	66"W	72"W
24"D	●	●	●	●		●	●	●
30"D	●	●	●	●	●	●	●	●
36"D						●		●

### Desks with Overhead Cabinet

	42"W	48"W	54"W	60"W	72"W
30"D	●	●	●	●	●



Specifying  
Page 518



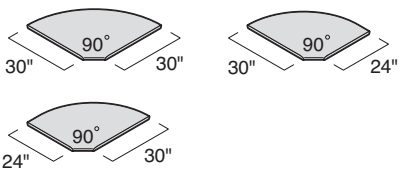
Specifying  
Page 519

### Returns

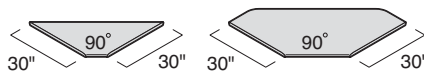
	30"W	36"W	42"W	48"W	60"W
24"D	●	●	●	●	●

### Corner Desks

	24"/24"D	24"/30"D	30"/24"D	30"/30"D
90°	●	●	●	●



Specifying  
Page 520



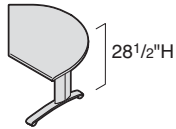
Specifying  
Page 521

### Radius Junction Tops

	30"/30"D	30"/24"D	24"/30"D
90° Radius	●	●	●

### Triangular Junction Tops

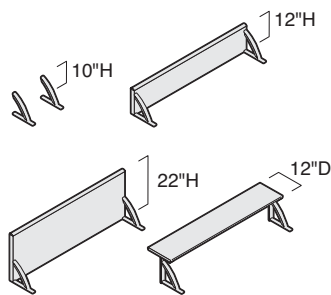
	30"/30"D
90° Triangular	●
90° "H" Triangular	●



Specifying  
▶ Page 522

### Corner Conference Tables

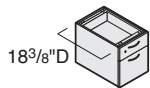
	36"W
30"D	●



Specifying  
▶ Pages 523–525

### Supports, Rails, Screens, and Transaction Tops


	30"W	36"W	42"W	48"W	54"W	60"W	66"W	72"W
Screens	●	●	●	●	●	●	●	●
Transaction Tops	●	●	●	●	●	●	●	●



Specifying  
▶ Page 527

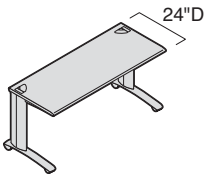
### Universal Pedestals

	15"W
18"H	●



# 24"D Desks

SIN 711.2



Standard Includes	Required to Specify
-------------------	---------------------

<ul style="list-style-type: none"> <li>• Left- and right-hand C-legs: paint price group 1</li> <li>• Power beam: paint price group 1</li> <li>• Modesty panel, if selected: paint price group 1</li> <li>• Worksurface: laminate</li> <li>• Worksurface ends: plastic default</li> <li>• Two grommets: plastic default</li> <li>• Leg trim strips and glide covers: plastic</li> </ul>	<ol style="list-style-type: none"> <li>1 Style number</li> <li>2 Paint color number for legs, power beam, and modesty panel, if selected</li> <li>3 Color number for worksurface</li> <li>4 Plastic color number for leg trim strips and glide covers</li> <li>5 Options, if selected (see below)</li> </ol> <p>▶ See <i>Surface Materials</i>, page 544.</p>
--	---

Options	Price	Required to Specify
---------	-------	---------------------

<b>Surface Materials</b>	<b>Desks without modesty panel</b>		
<ul style="list-style-type: none"> <li>• Paint price group 1</li> <li>• Paint price group 2</li> <li>• Paint price group 3</li> <li>• Open Line laminate</li> </ul>	<ul style="list-style-type: none"> <li>No cost</li> <li>+\$ 36</li> <li>+\$ 62</li> <li>+\$ 64 plus cost of laminate</li> </ul>	<ul style="list-style-type: none"> <li>Specify paint color number.</li> <li>Specify paint color number.</li> <li>Specify paint color number.</li> </ul> <p>▶ See <i>Surface Materials Reference Manual</i>, wood color number.</p> <p>▶ See <i>Surface Materials</i>, page 544.</p>	
	<b>Desks with modesty panel</b>		
	<ul style="list-style-type: none"> <li>• Paint price group 1</li> <li>• Paint price group 2</li> <li>• Paint price group 3</li> <li>• Open Line laminate</li> </ul>	<ul style="list-style-type: none"> <li>No cost</li> <li>+\$ 63</li> <li>+\$108</li> <li>+\$ 64 plus cost of laminate</li> </ul>	<ul style="list-style-type: none"> <li>Specify paint color number.</li> <li>Specify paint color number.</li> <li>Specify paint color number.</li> </ul> <p>▶ See <i>Surface Materials Reference Manual</i>.</p>

*Tip: I-leg must be specified in place of a desk's standard leg wherever a desk will be linked to a junction top. 24"D desks do not connect to corner conference tables.*

<b>I-Legs for Junction Tops</b>	<ul style="list-style-type: none"> <li>• On left-hand side of worksurface</li> <li>• On right-hand side of worksurface</li> <li>• On both sides of worksurface</li> </ul>	<ul style="list-style-type: none"> <li>No cost</li> <li>No cost</li> <li>No cost</li> </ul>	<ul style="list-style-type: none"> <li>Specify with ACAC2400L9.</li> <li>Specify with ACAC2400R5.</li> <li>Specify with ACAC2400L9 and ACAC2400R5.</li> </ul>
---------------------------------	---	---	---

<b>Adjustable-Height Legs</b>	<ul style="list-style-type: none"> <li>• Available on desks with modesty panel only</li> </ul>	<ul style="list-style-type: none"> <li>+\$554</li> </ul>	<ul style="list-style-type: none"> <li>Replace the last character of the style number with the letter <b>A</b>.</li> <li>Example: Change ADXM2430L8 to ADXM2430L<b>A</b>.</li> </ul>
-------------------------------	--	--	--

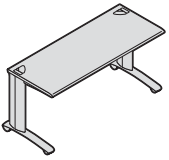
<b>Related Products</b>	<ul style="list-style-type: none"> <li>• Supports</li> <li>• Screens</li> <li>• Transaction tops</li> <li>• Accessories</li> <li>• Internode power and communication components</li> </ul>	<ul style="list-style-type: none"> <li>▶ Page 523</li> <li>▶ Page 524</li> <li>▶ Page 525</li> <li>▶ Page 526</li> <li>▶ Page 529</li> </ul>
-------------------------	--	--

## Specification Information

• Dimensions			• Style	• Base
D	W	H	Number	Price

### Desks without Modesty Panel

24"	30"	28½"	<b>ADXP2430L7</b>	\$ 731
24"	36"	28½"	<b>ADXP2436L9</b>	\$ 766
24"	42"	28½"	<b>ADXP2442L4</b>	\$ 802
24"	48"	28½"	<b>ADXP2448L6</b>	\$ 837
24"	60"	28½"	<b>ADXP2460L6</b>	\$ 908
24"	66"	28½"	<b>ADXP2466L3</b>	\$1000
24"	72"	28½"	<b>ADXP2472L3</b>	\$1037



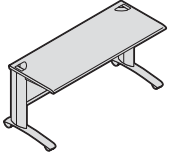
*Tip: Modesty panels available through Customer Service Parts can be added to desks without modesty panels.*

▶ **Specification Information, continued on next page**

► Specification Information, continued from previous page

**Specification Information**

Dimensions			Style	Base
D	W	H	Number	Price

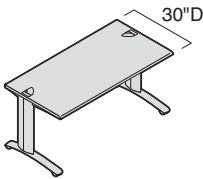


**Desks with Modesty Panel**

24"	30"	28½"	<b>ADX2430L8</b>	\$ 826
24"	36"	28½"	<b>ADX2436L0</b>	\$ 869
24"	42"	28½"	<b>ADX2442L5</b>	\$ 913
24"	48"	28½"	<b>ADX2448L7</b>	\$ 958
24"	60"	28½"	<b>ADX2460L7</b>	\$1042
24"	66"	28½"	<b>ADX2466L5</b>	\$1147
24"	72"	28½"	<b>ADX2472L4</b>	\$1188

# 30"D Desks

SIN 711.2



Standard Includes	Required to Specify
<ul style="list-style-type: none"> <li>• Left- and right-hand T-legs: paint price group 1</li> <li>• Power beam: paint price group 1</li> <li>• Modesty panel, if selected: paint price group 1</li> <li>• Worksurface: laminate</li> <li>• Worksurface ends: plastic default</li> <li>• Two grommets: plastic default</li> <li>• Leg trim strips and glide covers: plastic</li> </ul>	<ol style="list-style-type: none"> <li>1 Style number</li> <li>2 Paint color number for legs, power beam, and modesty panel, if selected</li> <li>3 Color number for worksurface</li> <li>4 Plastic color number for leg trim strips and glide covers</li> <li>5 Options, if selected (see below)</li> </ol> <p>▶ See <i>Surface Materials</i>, page 544.</p>

Options	Price	Required to Specify
<b>Surface Materials</b>		
<b>Desks without modesty panel</b>		
• Paint price group 1	No cost	Specify paint color number.
• Paint price group 2	+\$ 36	Specify paint color number.
• Paint price group 3	+\$ 62	Specify paint color number.
• Open Line laminate	+\$ 64 plus cost of laminate	▶ See <i>Surface Materials Reference Manual</i> .
<b>Desks with modesty panel</b>		
• Paint price group 1	No cost	Specify paint color number.
• Paint price group 2	+\$ 63	Specify paint color number.
• Paint price group 3	+\$108	Specify paint color number.
• Open Line laminate	+\$ 64 plus cost of laminate	▶ See <i>Surface Materials Reference Manual</i> .

*Tip: I-leg must be specified in place of a desk's standard leg wherever a desk will be linked to a junction top or corner conference table.*

<b>I-Legs for Junction Tops or Corner Conference Tables</b>	<b>Standard I-legs</b>		
	• On left-hand side of worksurface	No cost	Specify with <i>ACAC3036L3</i> .
	• On right-hand side of worksurface	No cost	Specify with <i>ACAC3036R9</i> .
	• On both sides of worksurface	No cost	Specify with <i>ACAC3036L3 and ACAC3036R9</i> .
	<b>High-capacity I-legs</b>		
	• On left-hand side of worksurface	No cost	Specify with <i>ACAC3036L2</i> .
• On right-hand side of worksurface	No cost	Specify with <i>ACAC3036R8</i> .	
• On both sides of worksurface	No cost	Specify with <i>ACAC3036L2 and ACAC3036R8</i> .	
<b>Adjustable-Height Legs</b>	• Available on desks with modesty panel only	+\$554	Replace the last character of the style number with the letter <b>A</b> . Example: Change <i>ADXM3030L1</i> to <i>ADXM3030LA</i> .

<b>Related Products</b>	<ul style="list-style-type: none"> <li>• Supports</li> <li>• Screens</li> <li>• Transaction tops</li> <li>• Accessories</li> <li>• Internode power and communication components</li> </ul>	<ul style="list-style-type: none"> <li>▶ Page 523</li> <li>▶ Page 524</li> <li>▶ Page 525</li> <li>▶ Page 526</li> <li>▶ Page 529</li> </ul>
-------------------------	--	--



**Specification Information**

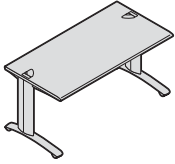
Dimensions			Style	Base
D	W	H	Number	Price

**Desks without Modesty Panel**

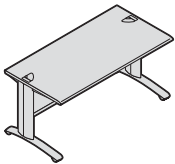
30"	30"	28½"	<b>ADXP3030L0</b>	\$ 782
30"	36"	28½"	<b>ADXP3036L2</b>	\$ 825
30"	42"	28½"	<b>ADXP3042L7</b>	\$ 865
30"	48"	28½"	<b>ADXP3048L9</b>	\$ 904
30"	54"	28½"	<b>ADXP3054L4</b>	\$ 945
30"	60"	28½"	<b>ADXP3060L9</b>	\$ 987
30"	66"	28½"	<b>ADXP3066L6</b>	\$1096
30"	72"	28½"	<b>ADXP3072L6</b>	\$1137

**Desks with Modesty Panel**

30"	30"	28½"	<b>ADXM3030L1</b>	\$ 877
30"	36"	28½"	<b>ADXM3036L3</b>	\$ 928
30"	42"	28½"	<b>ADXM3042L8</b>	\$ 976
30"	48"	28½"	<b>ADXM3048L0</b>	\$1025
30"	54"	28½"	<b>ADXM3054L5</b>	\$1071
30"	60"	28½"	<b>ADXM3060L0</b>	\$1121
30"	66"	28½"	<b>ADXM3066L8</b>	\$1243
30"	72"	28½"	<b>ADXM3072L7</b>	\$1288

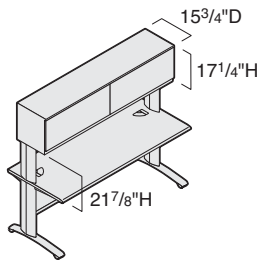


*Tip: Modesty panels available through Customer Service Parts can be added to desks without modesty panels.*



# 30"D Desks with Overhead Cabinet

SIN 711.2



*Tip: I-legs and High-Capacity I-legs must be specified in place of a desk's standard T-legs whenever a desk will be linked to a junction top or corner conference table. I-legs and High-Capacity I-legs can not be used on a desk with overhead cabinet without an adjacent unit attached.*

*Tip: Overhead cabinets are not able to be mounted onto standard Ellipse desks.*

*Tip: Screens, if specified, must be one size smaller in width than the worksurface. Example: Order 48"W for 54"W worksurface, 54"W for 60"W worksurface, etc.*

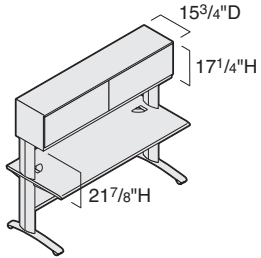
Standard Includes	Required to Specify
<ul style="list-style-type: none"> <li>• Left- and right-hand T-legs: paint price group 1</li> <li>• Power beam: paint price group 1</li> <li>• Modesty panel: paint price group 1</li> <li>• Worksurface: laminate</li> <li>• Worksurface ends: plastic default</li> <li>• Two grommets: plastic default</li> <li>• Leg trim strips and glide covers: plastic</li> <li>• Overhead storage cabinet with lift-up door: paint price group 1</li> <li>• Recess beneath overhead cabinet to accommodate shelf light</li> <li>• Overhead cabinet shelf backstop</li> <li>• Lock, keyed random: 9201 Polished Chrome</li> </ul>	<ol style="list-style-type: none"> <li>1 Style number</li> <li>2 Paint color number for legs, power beam, modesty panel, and overhead cabinet, if selected</li> <li>3 Laminate color number for worksurface</li> <li>4 Plastic color number for leg trim strips and glide covers</li> <li>5 Options, if selected (see below)</li> </ol> <p>▶ See <i>Surface Materials</i>, page 544.</p>

Options	Price	Required to Specify
<b>Surface Materials</b> <b>Desks with modesty panel</b> <ul style="list-style-type: none"> <li>• Paint price group 1</li> <li>• Paint price group 2</li> <li>• Paint price group 3</li> <li>• Open Line laminate</li> </ul>	<ul style="list-style-type: none"> <li>No cost</li> <li>+\$120</li> <li>+\$205</li> <li>+\$ 64 plus cost of laminate</li> </ul>	<ul style="list-style-type: none"> <li>Specify paint color number.</li> <li>Specify paint color number.</li> <li>Specify paint color number.</li> </ul> <p>▶ See <i>Surface Materials Reference Manual</i>.</p>
<b>I-Legs for Junction Tops or Corner Conference Tables</b> <ul style="list-style-type: none"> <li>• On left-hand side of worksurface</li> <li>• On right-hand side of worksurface</li> <li>• On both sides of worksurface</li> </ul>	<ul style="list-style-type: none"> <li>No cost</li> <li>No cost</li> <li>No cost</li> </ul>	<ul style="list-style-type: none"> <li>Specify with <i>I-leg</i> on left-hand side.</li> <li>Specify with <i>I-leg</i> on right-hand side.</li> <li>Specify with <i>I-leg</i> on left-hand side and <i>I-leg</i> on right-hand side.</li> </ul>
<b>High-Capacity I-Legs for Junction Tops or Corner Conference Tables</b> <ul style="list-style-type: none"> <li>• On left-hand side of worksurface</li> <li>• On right-hand side of worksurface</li> <li>• On both sides of worksurface</li> </ul>	<ul style="list-style-type: none"> <li>No cost</li> <li>No cost</li> <li>No cost</li> </ul>	<ul style="list-style-type: none"> <li>Specify with <i>high-capacity I-leg</i> on left-hand side.</li> <li>Specify with <i>high-capacity I-leg</i> on right-hand side.</li> <li>Specify with <i>high-capacity I-leg</i> on left-hand side and <i>high capacity I-leg</i> on right-hand side.</li> </ul>
<b>Door Mechanism</b> <ul style="list-style-type: none"> <li>• Assist mechanism on standard door</li> </ul>	<ul style="list-style-type: none"> <li>+\$158 per door</li> </ul>	<ul style="list-style-type: none"> <li>Specify with <i>assist mechanism</i> on standard door.</li> </ul>
<b>Shelf Accessories</b> <ul style="list-style-type: none"> <li>• Four dividers: white plastic</li> </ul>	<ul style="list-style-type: none"> <li>+\$ 41</li> </ul>	<ul style="list-style-type: none"> <li>Specify with <i>dividers</i>.</li> </ul>
<b>Lock and Keying</b> <ul style="list-style-type: none"> <li>• Ember Chrome</li> </ul>	<ul style="list-style-type: none"> <li>No cost</li> </ul>	<ul style="list-style-type: none"> <li>Specify with <i>9250 Ember Chrome lock</i>.</li> </ul>
<b>Lock and Keying</b> <ul style="list-style-type: none"> <li>• Factory- and field-installed keying</li> </ul>		<ul style="list-style-type: none"> <li>▶ Page 550</li> </ul>

<b>Related Products</b> <ul style="list-style-type: none"> <li>• Supports</li> <li>• Screens</li> <li>• Accessories</li> <li>• Internode power and communication components</li> <li>• Shelf lights</li> </ul>	<ul style="list-style-type: none"> <li>▶ Page 523</li> <li>▶ Page 524</li> <li>▶ Page 526</li> <li>▶ Page 529</li> <li>▶ See <i>GSA Shelf Lights</i> chapter.</li> </ul>
--	--

**SIN 711.2**

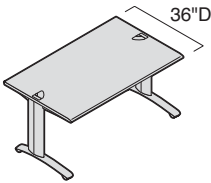
**Specification Information**



Dimensions			Number of Doors	Style Number	Base Price
D	W	H			
30"	42"	67 <sup>5</sup> / <sub>8</sub> "	1	<b>ADBB42</b>	\$2828
30"	48"	67 <sup>5</sup> / <sub>8</sub> "	1	<b>ADBB48</b>	\$2953
30"	54"	67 <sup>5</sup> / <sub>8</sub> "	2	<b>ADBB54</b>	\$3036
30"	60"	67 <sup>5</sup> / <sub>8</sub> "	2	<b>ADBB60</b>	\$3117
30"	72"	67 <sup>5</sup> / <sub>8</sub> "	2	<b>ADBB72</b>	\$3426
:	:	:	:	:	:

# 36"D Desks

SIN 711.2



Tip: 36"D desks do not connect to junction tops or corner conference tables.

Tip: I-legs can be used when desks are connected in line to form conference room or training room configurations. In these I-leg configurations, desk-mounted pedestals cannot be used. Use mobile pedestals.



Tip: Modesty panels available through Customer Service Parts can be added to desks without modesty panels.

Standard Includes	Required to Specify
<ul style="list-style-type: none"> <li>• Left- and right-hand T-legs: paint price group 1</li> <li>• Power beam: paint price group 1</li> <li>• Modesty panel, if selected: paint price group 1</li> <li>• Worksurface: laminate</li> <li>• Worksurface ends: plastic default</li> <li>• Two grommets: plastic default</li> <li>• Leg trim strips and glide covers: plastic</li> </ul>	<ol style="list-style-type: none"> <li>1 Style number</li> <li>2 Paint color number for legs, power beam, and modesty panel, if selected</li> <li>3 Color number for worksurface</li> <li>4 Plastic color number for leg trim strips and glide covers</li> <li>5 Options, if selected (see below)</li> </ol> <p>▶ See <i>Surface Materials</i>, page 544.</p>

Options	Price	Required to Specify
<b>Surface Materials</b> <ul style="list-style-type: none"> <li>• Desks without modesty panel                             <ul style="list-style-type: none"> <li>• Paint price group 1 No cost</li> <li>• Paint price group 2 +\$ 36</li> <li>• Paint price group 3 +\$ 62</li> <li>• Open Line laminate +\$ 64</li> </ul> </li> <li>• Desks with modesty panel                             <ul style="list-style-type: none"> <li>• Paint price group 1 No cost</li> <li>• Paint price group 2 +\$ 63</li> <li>• Paint price group 3 +\$108</li> <li>• Open Line laminate +\$ 64</li> </ul> </li> </ul>	<ul style="list-style-type: none"> <li>plus cost of laminate</li> <li>plus cost of laminate</li> </ul>	<ul style="list-style-type: none"> <li>Specify paint color number.</li> <li>Specify paint color number.</li> <li>Specify paint color number.</li> <li>▶ See <i>Surface Materials Reference Manual</i>.</li> <li>Specify paint color number.</li> <li>Specify paint color number.</li> <li>Specify paint color number.</li> <li>▶ See <i>Surface Materials Reference Manual</i>.</li> </ul>
<b>I-Legs</b> <ul style="list-style-type: none"> <li>• On left-hand side of worksurface No cost</li> <li>• On right-hand side of worksurface No cost</li> <li>• On both sides of worksurface No cost</li> </ul>		<ul style="list-style-type: none"> <li>Specify with ACAC3036L3.</li> <li>Specify with ACAC3036R9.</li> <li>Specify with ACAC3036L3 and ACAC3036R9.</li> </ul>
<b>High-Capacity I-Legs</b> <ul style="list-style-type: none"> <li>• On left-hand side of worksurface No cost</li> <li>• On right-hand side of worksurface No cost</li> <li>• On both sides of worksurface No cost</li> </ul>		<ul style="list-style-type: none"> <li>Specify with ACAC3036L2.</li> <li>Specify with ACAC3036R8.</li> <li>Specify with ACAC3036L2 and ACAC3036R8.</li> </ul>
<b>Related Products</b> <ul style="list-style-type: none"> <li>• Supports</li> <li>• Screens</li> <li>• Transaction tops</li> <li>• Accessories</li> <li>• Internode power and communication components</li> </ul>		<ul style="list-style-type: none"> <li>▶ Page 523</li> <li>▶ Page 524</li> <li>▶ Page 525</li> <li>▶ Page 526</li> <li>▶ Page 529</li> </ul>

## Specification Information

• Dimensions			• Style	• Base
D	W	H	Number	Price

Desks without Modesty Panel				
36"	60"	28½"	<b>ADXP3660L5</b>	\$1070
36"	72"	28½"	<b>ADXP3672L2</b>	\$1243

▶ Specification Information, continued on next page

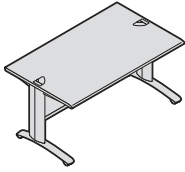
► Specification Information, continued from previous page

**Specification Information**

Dimensions			Style	Base
D	W	H	Number	Price

**Desks with Modesty Panel**

36"	60"	28½"	<b>ADXM3660L6</b>	\$1204
36"	72"	28½"	<b>ADXM3672L3</b>	\$1394



# Returns

SIN 711.2

*Tip: Return filler is available to fill the gap between the contoured front edges of a desk and the end of a return.*

▶ Page 526

Standard Includes	Required to Specify
<ul style="list-style-type: none"> <li>• Left- or right-hand C-leg: paint price group 1</li> <li>• Worksurface: laminate or wood</li> <li>• Worksurface ends: plastic default</li> <li>• Two grommets: plastic default</li> <li>• Leg trim strip and glide cover: plastic</li> <li>• Attachment brackets: black paint only</li> </ul>	<ol style="list-style-type: none"> <li>1 Style number</li> <li>2 Paint color number for leg</li> <li>3 Color number for worksurface</li> <li>4 Plastic color number for leg trim strip and glide cover</li> <li>5 Options, if selected (see below)</li> </ol> <p>▶ See <i>Surface Materials</i>, page 544.</p>

Options	Price	Required to Specify
<b>Surface Materials</b> <ul style="list-style-type: none"> <li>• Paint price group 1</li> <li>• Paint price group 2</li> <li>• Paint price group 3</li> <li>• Open Line laminate</li> </ul>	No cost +\$19 +\$31 +\$64 plus cost of laminate	Specify paint color number. Specify paint color number. Specify paint color number. ▶ See <i>Surface Materials Reference Manual</i> .
<b>Related Products</b> <ul style="list-style-type: none"> <li>• Supports</li> <li>• Screens</li> <li>• Transaction tops</li> <li>• Accessories</li> <li>• Internode power and communication components</li> </ul>		▶ Page 523 ▶ Page 524 ▶ Page 525 ▶ Page 526 ▶ Page 529

## Specification Information

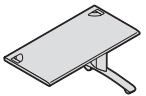
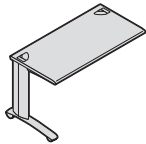
• Dimensions			• Style	• Base
D	W	H	Number	Price

### Left-Hand Returns

Laminate				
24"	30"	28½"	<b>ARAL2430L0</b>	\$562
24"	36"	28½"	<b>ARAL2436L2</b>	\$581
24"	42"	28½"	<b>ARAL2442L7</b>	\$599
24"	48"	28½"	<b>ARAL2448L9</b>	\$616
24"	60"	28½"	<b>ARAL2460L9</b>	\$649
:	:	:	:	:

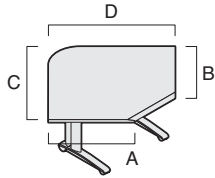
### Right-Hand Returns

Laminate				
24"	30"	28½"	<b>ARAR2430L8</b>	\$562
24"	36"	28½"	<b>ARAR2436L0</b>	\$581
24"	42"	28½"	<b>ARAR2442L5</b>	\$599
24"	48"	28½"	<b>ARAR2448L7</b>	\$616
24"	60"	28½"	<b>ARAR2460L7</b>	\$649
:	:	:	:	:



# Corner Desks

SIN 711.2



Standard Includes	Required to Specify
-------------------	---------------------

- Left- and right-hand legs: paint price group 1
- Power beam: paint price group 1
- Worksurface: laminate
- Worksurface ends: plastic default
- Leg trim strips and glide covers: plastic

- 1 Style number
  - 2 Paint color number for legs and power beam
  - 3 Color number for worksurface
  - 4 Plastic color number for leg trim strip and glide cover
  - 5 Options, if selected (see below)
- ▶ See *Surface Materials*, page 544.

Surface Materials	Options	Price	Required to Specify
-------------------	---------	-------	---------------------

**Surface Materials**

- Paint price group 1
  - Paint price group 2
  - Paint price group 3
  - Open Line laminate
- No cost  
+\$ 63  
+\$108  
+\$ 64  
plus cost of laminate

- Specify paint color number.  
Specify paint color number.  
Specify paint color number.  
▶ See *Surface Materials Reference Manual*.

**Related Products**

- 24"D and 30"D desks
- Internode power and communication components

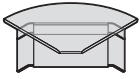
- ▶ Pages 510–515  
▶ Page 529

Specification Information							
• Dimensions				• Front Edge	• Height	• Style Number	• Base Price
A	B	C	D				

• Dimensions				• Front Edge	• Height	• Style Number	• Base Price
A	B	C	D				
24"	24"	42"	42"	25½"	28½"	<b>ADCP2442L0</b>	\$1418
24"	30"	48"	42"	25½"	28½"	<b>ADCP2448L1</b>	\$1757
30"	24"	42"	48"	25½"	28½"	<b>ADCP3042L2</b>	\$1757
30"	30"	48"	48"	25½"	28½"	<b>ADCP3048L3</b>	\$1828

# Radius Junction Tops

SIN 711.2



Tip: Junction tops are not designed to be converted to a freestanding desk.

## Standard Includes

- Worksurface: laminate
- Worksurface ends: plastic default
- Back edge: plastic T-mold default on laminate
- Power beam, if selected: paint price group 1
- Modesty panel, if selected: paint price group 1
- Attachment brackets: black paint only

## Required to Specify

- 1 Style number
  - 2 Color number for worksurface
  - 3 Paint color number for power beam or modesty panel, if selected
  - 4 Options, if selected (see below)
- ▶ See *Surface Materials*, page 544.

## Options

### Surface Materials

- Paint price group 1
- Paint price group 2
- Paint price group 3
- Open Line laminate

### Price

No cost  
 +\$27  
 +\$46  
 +\$64  
 plus cost of laminate

## Required to Specify

- Specify paint color number.  
 Specify paint color number.  
 Specify paint color number.  
 ▶ See *Surface Materials Reference Manual*.

### Related Products

- Desks
- Accessories
- Internode power and communication components

- ▶ Pages 510–517  
 ▶ Page 526  
 ▶ Page 529

## Specification Information

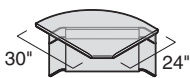
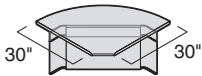
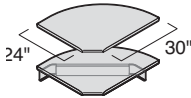
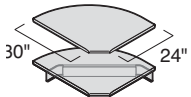
• Dimensions		• With Power Beam	• Style Number	• Base Price
D	W			
:	:	:	:	:

### 90° Radius Junction Top without Modesty Panel

30"/30"	36"	No	<b>AJRS3090L3</b>	\$682
30"/30"	36"	Yes	<b>AJRP3090L4</b>	\$750
30"/24"	30"	No	<b>AJRS3290L5</b>	\$682
30"/24"	30"	Yes	<b>AJRP3290L6</b>	\$750
24"/30"	30"	No	<b>AJRS2390L9</b>	\$682
24"/30"	30"	Yes	<b>AJRP2390L0</b>	\$750
:	:	:	:	:

### 90° Radius Junction Tops with Modesty Panel

30"/30"	36"	Yes	<b>AJRM3090L5</b>	\$845
30"/24"	30"	Yes	<b>AJRM3290L7</b>	\$845
24"/30"	30"	Yes	<b>AJRM2390L1</b>	\$845
:	:	:	:	:





# Triangular Junction Tops

SIN 711.2

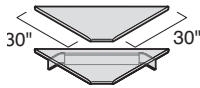
*Tip: Junction tops are not designed to be converted to a freestanding desk.*

Standard Includes	Required to Specify
<ul style="list-style-type: none"> <li>• Worksurface: laminate</li> <li>• Worksurface ends: plastic default</li> <li>• Back edge: laminate self-edge on laminate 90° triangular and reverse 90° triangular junction tops and plastic T-mold default on laminate H-tops</li> <li>• Power beam, if selected: paint price group 1</li> <li>• Modesty panel, if selected: paint price group 1</li> <li>• Attachment brackets: black paint only</li> </ul>	<ol style="list-style-type: none"> <li>1 Style number</li> <li>2 Color number for worksurface</li> <li>3 Paint color number for power beam or modesty panel, if selected</li> <li>4 Options, if selected (see below)</li> </ol> <p>▶ See <i>Surface Materials</i>, page 544.</p>

Options	Price	Required to Specify
<b>Surface Materials</b> <ul style="list-style-type: none"> <li>• Paint price group 1</li> <li>• Paint price group 2</li> <li>• Paint price group 3</li> <li>• Open Line laminate</li> </ul>	No cost +\$27 +\$46 +\$64 plus cost of laminate	Specify paint color number. Specify paint color number. Specify paint color number. ▶ See <i>Surface Materials Reference Manual</i> .

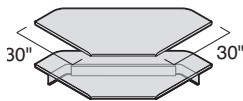
<b>Related Products</b> <ul style="list-style-type: none"> <li>• Desks</li> <li>• Accessories</li> <li>• Internode power and communication components</li> </ul>	▶ Pages 510–517 ▶ Page 526 ▶ Page 529
--	---

Specification Information			
Dimensions	With Power Beam	Style Number	Base Price
D	W		



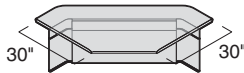
## 90° Triangular Junction Tops without Modesty Panel

30"/30"	36"	No	<b>AJTS3090L5</b>	\$ 511
30"/30"	36"	Yes	<b>AJTP3090L6</b>	\$ 579



## 90° "H" Triangular Junction Tops without Modesty Panel

30"/30"	48"	No	<b>AJHS3090L0</b>	\$ 972
30"/30"	48"	Yes	<b>AJHP3090L1</b>	\$1055



## 90° "H" Triangular Junction Tops with Modesty Panel

30"/30"	48"	Yes	<b>AJHM3090L2</b>	\$1166

# Corner Conference Tables

SIN 711.2

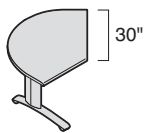
Standard Includes	Required to Specify
<ul style="list-style-type: none"> <li>• Corner conference leg: paint price group 1</li> <li>• Power beam: paint price group 1</li> <li>• Modesty panel, if selected: paint price group 1</li> <li>• Worksurface: laminate</li> <li>• Worksurface ends: plastic default</li> <li>• Back edge: plastic T-mold default on laminate</li> <li>• Leg trim strip and glide cover: plastic</li> <li>• Attachment brackets: black paint only</li> </ul>	<ol style="list-style-type: none"> <li>1 Style number</li> <li>2 Paint color number for legs, power beam, and modesty panel, if selected</li> <li>3 Color number for worksurface</li> <li>4 Plastic color number for leg trim strip and glide cover</li> <li>5 Options, if selected (see below)</li> </ol> <p>▶ See <i>Surface Materials</i>, page 544.</p>

Options	Price	Required to Specify
<b>Surface Materials</b>		
<b>Desks without modesty panel</b>		
• Paint price group 1	No cost	Specify paint color number.
• Paint price group 2	+\$19	Specify paint color number.
• Paint price group 3	+\$31	Specify paint color number.
• Open Line laminate	+\$64 plus cost of laminate	▶ See <i>Surface Materials Reference Manual</i> .
<b>Desks with modesty panel</b>		
• Paint price group 1	No cost	Specify paint color number.
• Paint price group 2	+\$45	Specify paint color number.
• Paint price group 3	+\$77	Specify paint color number.
• Open Line laminate	+\$64 plus cost of laminate	▶ See <i>Surface Materials Reference Manual</i> .

**Related Products** • Desks ▶ Pages 510–517

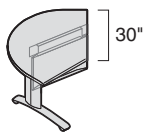
## Specification Information

• Dimensions			• Style	• Base
D	W	H	Number	Price



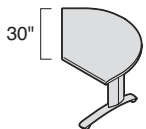
### Left-Hand Corner Conference Tables without Modesty Panel

30"	36"	28½"	<b>ATCL3036L1</b>	\$1329
-----	-----	------	-------------------	--------



### Left-Hand Corner Conference Tables with Modesty Panel

30"	36"	28½"	<b>ATML3036L5</b>	\$1412
-----	-----	------	-------------------	--------



### Right-Hand Corner Conference Tables without Modesty Panel

30"	36"	28½"	<b>ATCR3036L9</b>	\$1329
-----	-----	------	-------------------	--------



### Right-Hand Corner Conference Tables with Modesty Panel

30"	36"	28½"	<b>ATMR3036L3</b>	\$1412
-----	-----	------	-------------------	--------

# Supports

SIN 711.2



Standard Includes	Required to Specify
<ul style="list-style-type: none"> <li>Two supports: textured paint</li> </ul>	<ul style="list-style-type: none"> <li>1 Style number</li> <li>2 Textured paint color number for supports</li> <li>▶ See <i>Surface Materials</i>, page 544.</li> </ul>

Specification Information				
Dimensions			Style Number	Price
D	W	H		
11"	1"	10"	<b>AABX0000X2</b>	\$155

# Screens

## SIN 711.2

Tip: 66"W screen is used on 72"W desk with overhead cabinet.

Standard Includes	Required to Specify
-------------------	---------------------

- |   |   |
|---|---|
| Standard Includes   | Required to Specify   |
| <ul style="list-style-type: none"> <li>• Screen with two tackable surfaces: vertical surface fabric price group 1</li> <li>• Top trim strip: grotto plastic only</li> </ul> | <ul style="list-style-type: none"> <li>1 Style number</li> <li>2 Fabric color number for screen</li> <li>3 Options, if selected (see below)</li> <li>▶ See <i>Surface Materials</i>, page 544.</li> </ul> |

Surface Materials	Options	Price	Required to Specify
-------------------	---------	-------	---------------------

Surface Materials	Options	Price	Required to Specify
	<ul style="list-style-type: none"> <li>• Fabric price group 1</li> <li>• Fabric price group 2</li> <li>• Fabric price group 3</li> <li>• Fabric price group 4</li> <li>• Fabric price group 5</li> <li>• Fabric price group COM</li> </ul>	<ul style="list-style-type: none"> <li>No cost</li> <li>+\$ 12</li> <li>+\$ 49</li> <li>+\$ 67</li> <li>+\$107</li> <li>+\$ 16</li> </ul>	<ul style="list-style-type: none"> <li>Specify fabric color number.</li> <li>Specify fabric color number.</li> <li>Specify fabric color number.</li> <li>Specify fabric color number.</li> <li>Specify fabric color number.</li> <li>Specify fabric color number.</li> </ul>

Related Products	Options	Price	Required to Specify
------------------	---------	-------	---------------------

Related Products	Options	Price	Required to Specify
	<ul style="list-style-type: none"> <li>• Supports</li> <li>• Transaction tops</li> <li>• Desks</li> <li>• Returns</li> <li>• Desks with overhead cabinet</li> </ul>		<ul style="list-style-type: none"> <li>▶ Page 523</li> <li>▶ Page 525</li> <li>▶ Pages 510–517</li> <li>▶ Page 518</li> <li>▶ Page 514</li> </ul>

Tip: Screens, if specified, must be one size smaller in width than the worksurface. Example: Order 48"W for 54"W worksurface, 54"W for 60"W worksurface, etc.

### Specification Information

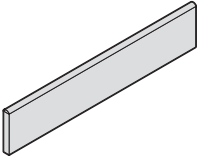
Dimensions	Style Number	Base Price
W    H	Number	Price

#### 12"H Screens

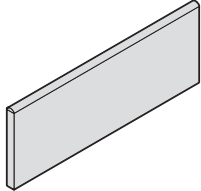
30"	12"	<b>AATX3012X5</b>	\$285
36"	12"	<b>AATX3612X1</b>	\$305
42"	12"	<b>AATX4212X4</b>	\$328
48"	12"	<b>AATX4812X0</b>	\$350
54"	12"	<b>AATX5412X3</b>	\$372
60"	12"	<b>AATX6012X6</b>	\$393
66"	12"	<b>AATX6612X2</b>	\$398
72"	12"	<b>AATX7212X2</b>	\$434
:	:	:	:

#### 22"H Screens

30"	22"	<b>AATX3022X6</b>	\$399
36"	22"	<b>AATX3622X2</b>	\$422
42"	22"	<b>AATX4222X5</b>	\$440
48"	22"	<b>AATX4822X1</b>	\$462
54"	22"	<b>AATX5422X4</b>	\$484
60"	22"	<b>AATX6022X7</b>	\$505
66"	22"	<b>AATX6622X3</b>	\$528
72"	22"	<b>AATX7222X3</b>	\$545
:	:	:	:

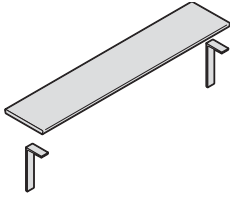


Tip: 12"H screens are for use with transaction tops.



# Transaction Tops

SIN 711.2



Tip: Transaction tops can only be used with 12"H screens.

Tip: Specify a textured paint color for attachment brackets to match the color of the supports and grommet default.  
▶ Page 544

Tip: Supports, ordered separately, are necessary to install transaction tops.  
▶ Page 523

Standard Includes	Required to Specify
-------------------	---------------------

- Top: laminate
- Attachment brackets: textured paint

- 1 Style number
  - 2 Textured paint color number for attachment brackets (specify color to match supports that are ordered separately)
  - 3 Color number for top
  - 4 Options, if selected (see below)
- ▶ See *Surface Materials*, page 544.

Options	Price	Required to Specify
---------	-------	---------------------

<b>Surface Materials</b>	• Open Line laminate +\$64 plus cost of laminate	▶ See <i>Surface Materials Reference Manual</i> .
--------------------------	---	---

<b>Related Products</b>	• Supports • Screens	▶ Page 523 ▶ Page 524
-------------------------	-------------------------	--------------------------

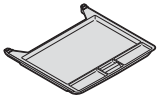
Specification Information				
• Dimensions			• Style	• Base
D	W	H	Number	Price

12"	30"	1"	<b>AASX1230L8</b>	\$224
12"	36"	1"	<b>AASX1236L9</b>	\$240
12"	42"	1"	<b>AASX1242L0</b>	\$257
12"	48"	1"	<b>AASX1248L1</b>	\$272
12"	54"	1"	<b>AASX1254L2</b>	\$290
12"	60"	1"	<b>AASX1260L1</b>	\$305
12"	72"	1"	<b>AASX1272L0</b>	\$342

# Accessories

SIN 711.2

## Plastic Center Drawer

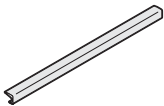


Standard Includes	Required to Specify
<ul style="list-style-type: none"> <li>• Drawer: black textured plastic only</li> <li>• Slides: black plastic only</li> <li>• Attachment hardware and template</li> </ul>	Style number

### Specification Information

Style Number	Price
ASHC1921X1	\$68

## Return Filler

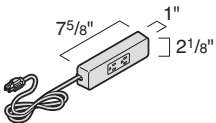


Standard Includes	Required to Specify
<ul style="list-style-type: none"> <li>• Return filler: plastic</li> </ul>	1 Style number 2 Plastic color number for filler ▶ See <i>Surface Materials</i> , page 544.

### Specification Information

Length	Style Number	Price
24"	ARFS0024X1	\$36
30"	ARFS0030X1	\$37
36"	ARFS0036X1	\$40

## Power Beam Receptacle



Tip: Clips onto power beam.

Tip: Not for use in New York City.

Standard Includes	Required to Specify
<ul style="list-style-type: none"> <li>• Receptacle with 8' cord and three-prong plug</li> <li>• 9 amps, 125 volts</li> <li>• Two outlets: black plastic</li> </ul>	Style number

### Specification Information

Style Number	Price
AAES0000X1	\$130

# Universal Hanging Pedestal

With Proud Steel or Wood Front

SIN 711.2



Tip: Hanging pedestals do not accommodate legal-size filing.

Tip: Basic drawer interiors are not available on hanging pedestals.

Standard Includes	Required to Specify
<ul style="list-style-type: none"> <li>• Pedestal: paint price group 1</li> <li>• Contemporary pulls: metal</li> <li>• Full drawer interiors: black only                             <ul style="list-style-type: none"> <li>– One pencil tray and box drawer divider</li> </ul> </li> <li>• Lock, keyed random: 9201 Polished Chrome</li> <li>• Mounting hardware</li> </ul>	<ol style="list-style-type: none"> <li>1 Style number with appropriate front style suffix in the space provided                             <ul style="list-style-type: none"> <li><b>P</b> Proud steel front</li> <li><b>W</b> Proud wood front</li> </ul> </li> <li>2 Paint color number for pedestal</li> <li>3 Wood color number for drawer fronts, if proud wood front selected</li> <li>4 Metal color number for pulls:                             <ul style="list-style-type: none"> <li>0835 Black</li> <li>9201 Polished Chrome</li> <li>9211 Nickel</li> <li>9212 Silver</li> </ul> </li> <li>5 Options, if selected (see below)                             <ul style="list-style-type: none"> <li>▶ See <i>Surface Materials</i>, page 544.</li> </ul> </li> </ol>

Options	Price	Required to Specify
<b>Surface Materials</b> <ul style="list-style-type: none"> <li>• Paint price group 1</li> <li>• Paint price group 2</li> <li>• Paint price group 3</li> </ul>	No cost +\$41 +\$70	Specify paint color number. Specify paint color number. Specify paint color number.
<b>Pulls</b> <ul style="list-style-type: none"> <li>• Handle</li> <li>• Jazz</li> <li>• Bar</li> </ul>	No cost +\$50 +\$64	Specify <i>with handle pull</i> . Specify <i>with jazz pull</i> . Specify <i>with bar pull</i> .
<b>Drawer Accessories</b> <ul style="list-style-type: none"> <li>• <b>Rails</b></li> <li>• Two side-to-side filing rails per file drawer</li> </ul>	No cost	Specify <i>with rails</i> .
<b>Lock and Keying</b> <ul style="list-style-type: none"> <li>• <b>Lock</b></li> <li>• Ember Chrome</li> <li>• No lock</li> </ul>	No cost –\$58	Specify <i>with 9250 Ember Chrome lock</i> . Specify <i>with no lock</i> .
	<ul style="list-style-type: none"> <li>• <b>Keying</b></li> <li>• Factory- and field-installed keying</li> </ul>	▶ Page 550
<b>Related Products</b> <ul style="list-style-type: none"> <li>• Pedestal accessories</li> </ul>		▶ Page 528

Tip: Your specification is not complete until you add a suffix to the style number to define the front style (for example, RPF1825A\_\_ becomes RPF1825AP for proud steel front).

Specification Information					
Dimensions			Style	Base Prices	
D	W	H	Number	Proud Steel Front	Proud Wood Front
.....	.....	.....	.....	Suffix P	Suffix W

## One Box Drawer and One File Drawer

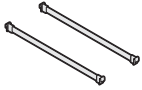
18 <sup>3</sup> / <sub>8</sub> "	15"	18"	<b>RPAH1815C__</b>	\$511	\$795
.....	.....	.....	.....	.....	.....

# Pedestal Accessories

SIN 711.2

## Rails

For Use in Pedestals Manufactured after February 22, 2004  
 For Use in Universal Towers and Universal Workstation Verticals



*Tip: Two rails per drawer accommodate side-to-side filing of letter, A4-, and legal-size hanging folders.*

*Exception: Legal-size file folders cannot be filed in 18"D pedestals.*

*Tip: For pedestals manufactured on or before February 22, 2004, see Service Parts catalog.*

Standard Includes	Required to Specify
<ul style="list-style-type: none"> <li>Package of two rails: black only</li> </ul>	Style number

### Specification Information

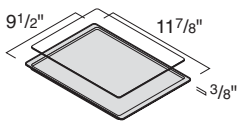
• Width	• Style Number	• Price

### For Use with Drawers

#### Package of Two

15"	<b>RXADRL15</b>	\$21

## Reference Shelf



Standard Includes	Required to Specify
<ul style="list-style-type: none"> <li>Reference shelf: black only</li> <li>Insert: clear plastic only</li> </ul>	Style number

### Specification Information

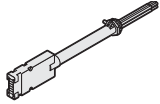
• Style Number	• Price

<b>RPXDRS</b>	\$41



SIN 711.2

## Internode Floor Power Infeeds



*Tip: Floor power infeed cannot be used in New York City. Use a multipurpose power infeed instead.*

Standard Includes	Required to Specify
-------------------	---------------------

- Junction box fittings for hardwired connection
- Liquid-tight flexible conduit: black plastic

Style number

Related Products
------------------

- Internode power modules

▶ Page 531

Specification Information		
---------------------------	--	--

Length	Style Number	Price
--------	--------------	-------

### 4-Circuit, 3+1

6'	<b>GFUFFH6X</b>	\$215
12'	<b>GFUFFH12X</b>	\$285
:	:	:

### 4-Circuit, 2+2

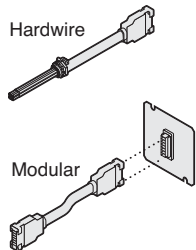
6'	<b>GFUFFH6Y</b>	\$215
12'	<b>GFUFFH12Y</b>	\$285
:	:	:

### 3-Circuit, Separate Neutrals

6'	<b>GFUFFH6Z</b>	\$215
12'	<b>GFUFFH12Z</b>	\$285
:	:	:

SIN 711.2

**Internode Multipurpose Power Infeeds**



Tip: Modular connector receptacle covers a standard 4<sup>9</sup>/<sub>16</sub>" square junction box.

**Standard Includes**

- Junction box fittings for hardwired connection, if selected
- Modular connector, if selected
- Modular connector receptacle included with modular option
- Modular infeed cover, if selected: plastic
- Conduit: metal

**Required to Specify**

- 1 Style number
- 2 Plastic color number for modular infeed cover, if selected
- ▶ See *Surface Materials*, page 544.

**Related Products**

- Internode power modules ▶ Page 531

**Specification Information**

Length and Connection	Style Number	Price
-----------------------	--------------	-------

**4-Circuit, 3+1**

12' Hardwire	<b>GSGUFMH12X</b>	\$321
12' Modular	<b>GSGUFMM12X</b>	\$412
24' Hardwire	<b>GSGUFMH24X</b>	\$466
24' Modular	<b>GSGUFMM24X</b>	\$550

**4-Circuit, 2+2**

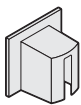
12' Hardwire	<b>GSGUFMH12Y</b>	\$321
12' Modular	<b>GSGUFMM12Y</b>	\$412
24' Hardwire	<b>GSGUFMH24Y</b>	\$466
24' Modular	<b>GSGUFMM24Y</b>	\$550

**3-Circuit, Separate Neutrals**

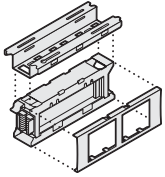
12' Hardwire	<b>GSGUFMH12Z</b>	\$321
12' Modular	<b>GSGUFMM12Z</b>	\$412
24' Hardwire	<b>GSGUFMH24Z</b>	\$466
24' Modular	<b>GSGUFMM24Z</b>	\$550

**Modular Infeed Cover**

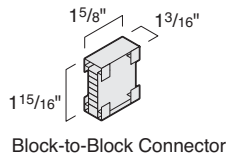
N.A.	<b>GSGUFC</b>	\$ 41
------	---------------	-------



## Internode Power Modules



Tip: Remember to specify receptacles separately.  
▶ Page 538



Standard Includes	Required to Specify
<ul style="list-style-type: none"> <li>Power block and enclosing housing: 4793 Solar Black only</li> <li>Four modular receptacle attachment points</li> <li>Mounting bracket, if selected: 6653 Solar Black only</li> <li>Two covers: 6653 Solar Black only</li> <li>Mounting hardware package</li> </ul>	<ul style="list-style-type: none"> <li>Style number</li> </ul>

Related Products	
<ul style="list-style-type: none"> <li>Internode mounting bracket</li> <li>Internode modular harnesses</li> <li>Internode communication module</li> <li>Internode receptacles</li> <li>Internode cord and cable managers</li> </ul>	<ul style="list-style-type: none"> <li>▶ Page 532</li> <li>▶ Page 534</li> <li>▶ Page 536</li> <li>▶ Page 538</li> <li>▶ Page 543</li> </ul>

### Specification Information

Dimensions			Includes Mounting Bracket	Style Number	Price
D	W	H			

#### 4-Circuit, 3+1

3"	10"	3 1/2"	Yes	<b>GFUPMBX</b>	\$265
3"	10"	3 1/2"	No	<b>GFUPMX</b>	\$232

#### Block-to-Block Connector

1 3/16"	1 5/8"	1 15/16"	N.A.	<b>GSGUBCX</b>	\$ 54
---------	--------	----------	------	----------------	-------

#### For Use in New York City

3"	10"	3 1/2"	Yes	<b>GFUPMBXNYC</b>	\$265
3"	10"	3 1/2"	No	<b>GFUPMXNYC</b>	\$232

#### 4-Circuit, 2+2

3"	10"	3 1/2"	Yes	<b>GFUPMBY</b>	\$265
3"	10"	3 1/2"	No	<b>GFUPMY</b>	\$232

#### Block-to-Block Connector

1 3/16"	1 5/8"	1 15/16"	N.A.	<b>GSGUBCY</b>	\$ 54
---------	--------	----------	------	----------------	-------

#### For Use in New York City

3"	10"	3 1/2"	Yes	<b>GFUPMBYNYC</b>	\$265
3"	10"	3 1/2"	No	<b>GFUPMYNYC</b>	\$232

#### 3-Circuit, Separate Neutrals

3"	10"	3 1/2"	Yes	<b>GFUPMBZ</b>	\$265
3"	10"	3 1/2"	No	<b>GFUPMZ</b>	\$232

#### Block-to-Block Connector

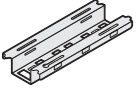
1 3/16"	1 5/8"	1 15/16"	N.A.	<b>GSGUBCZ</b>	\$ 54
---------	--------	----------	------	----------------	-------

#### For Use in New York City

3"	10"	3 1/2"	Yes	<b>GFUPMBZNYC</b>	\$265
3"	10"	3 1/2"	No	<b>GFUPMZNYC</b>	\$232

SIN 711.2

**Internode Mounting Bracket**



*Tip: Mounting bracket supports either a communication module or a power module.*

*Tip: Mounting bracket is located in front of power beam for ease of access for modular harnesses.*

**Standard Includes** **Required to Specify**

- Mounting bracket: 4793 Solar Black only
- Mounting hardware package

Style number

**Related Products**

- Internode power modules
- Internode communication module
- Internode cord and cable managers

- ▶ Page 531
- ▶ Page 536
- ▶ Page 543

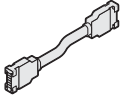
**Specification Information**

•Style Number	•Price
GFUMB	\$35



SIN 711.2

Internode Modular Harnesses



Tip: Harness can pass through access slot in power beam.

Standard Includes	Required to Specify
<ul style="list-style-type: none"> <li>• Harness</li> </ul>	Style number

Related Products
<ul style="list-style-type: none"> <li>• Internode power modules</li> </ul>
▶ Page 531

**Specification Information**

Length	Style Number	Price

**4-Circuit, 3+1**

12"	<b>GSGUH12X</b>	\$121
22"	<b>GSGUH22X</b>	\$121
28"	<b>GSGUH28X</b>	\$121
32"	<b>GSGUH32X</b>	\$121
38"	<b>GSGUH38X</b>	\$121
44"	<b>GSGUH44X</b>	\$136
50"	<b>GSGUH50X</b>	\$136
54"	<b>GSGUH54X</b>	\$145
64"	<b>GSGUH64X</b>	\$162
76"	<b>GSGUH76X</b>	\$172
88"	<b>GSGUH88X</b>	\$198
100"	<b>GSGUH100X</b>	\$214
120"	<b>GSGUH120X</b>	\$252
144"	<b>GSGUH144X</b>	\$287

**Harness-to-Harness Connector**

<b>GSGUHCX</b>	\$ 54
----------------	-------

**Modular-to-Hardwire Harness**

108"	<b>GSGUHHX</b>	\$162
------	----------------	-------

**4-Circuit, 2+2**

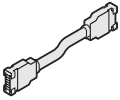
12"	<b>GSGUH12Y</b>	\$121
22"	<b>GSGUH22Y</b>	\$121
28"	<b>GSGUH28Y</b>	\$121
32"	<b>GSGUH32Y</b>	\$121
38"	<b>GSGUH38Y</b>	\$121
44"	<b>GSGUH44Y</b>	\$136
50"	<b>GSGUH50Y</b>	\$136

▶ **Specification Information, continued on next page**

► Specification Information, continued from previous page

**Specification Information**

Length	Style Number	Price
--------	--------------	-------



**4-Circuit, 2+2, continued**

54"	<b>GSGUH54Y</b>	\$145
64"	<b>GSGUH64Y</b>	\$162
76"	<b>GSGUH76Y</b>	\$172
88"	<b>GSGUH88Y</b>	\$198
100"	<b>GSGUH100Y</b>	\$214
120"	<b>GSGUH120Y</b>	\$252
144"	<b>GSGUH144Y</b>	\$287

**Modular-to-Hardwire Harnesses**

108"	<b>GSGUHHY</b>	\$162
:	:	:

**3-Circuit, Separate Neutrals**

12"	<b>GSGUH12Z</b>	\$121
22"	<b>GSGUH22Z</b>	\$121
28"	<b>GSGUH28Z</b>	\$121
32"	<b>GSGUH32Z</b>	\$121
38"	<b>GSGUH38Z</b>	\$121
44"	<b>GSGUH44Z</b>	\$136
50"	<b>GSGUH50Z</b>	\$136
54"	<b>GSGUH54Z</b>	\$145
64"	<b>GSGUH64Z</b>	\$162
76"	<b>GSGUH76Z</b>	\$172
88"	<b>GSGUH88Z</b>	\$198
100"	<b>GSGUH100Z</b>	\$214
120"	<b>GSGUH120Z</b>	\$252
144"	<b>GSGUH144Z</b>	\$287

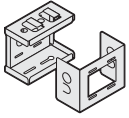
**Modular-to-Hardwire Harness**

108"	<b>GSGUHHZ</b>	\$162
:	:	:



SIN 711.2

**Internode Communication Module**



*Tip: Communication modules can be supported by mounting bracket, power module, or applied directly to the underside of a worksurface.*

**Standard Includes** **Required to Specify**

- Two-piece communication module: 4793 Solar Black only
  - One cover, used to adapt NEMA opening to modular furniture faceplate opening
  - Mounting hardware package
- Style number

**Related Products**

- Internode power modules ▶ Page 531
- Internode mounting bracket ▶ Page 532

**Specification Information**

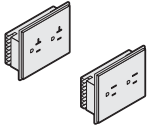
• Dimensions			• Style	• Price
D	W	H	Number	
3"	5"	4"	<b>GFUSCM</b>	\$53





SIN 711.2

## Internode Receptacles



Tip: Receptacles are specified individually so you can order exactly the quantity you need.

### Standard Includes

- Individual receptacles: plastic

### Required to Specify

- 1 Style number
- 2 Plastic color number for receptacle
- ▶ See *Surface Materials*, page 544.

### Related Products

- Internode power modules ▶ Page 531
- Internode convenience tri-receptacles with power cord and plug ▶ Page 541

### Specification Information

Line	System Ground		Isolated Ground	
	Style Number	Price	Style Number	Price

#### 4-Circuit, 3+1

##### 15-amp Receptacles

Line 1	<b>GSGUR1SSX</b>	\$42	<b>GSGUR1SGX</b>	\$54
Line 2	<b>GSGUR2SSX</b>	\$42	<b>GSGUR2SGX</b>	\$54
Line 3	<b>GSGUR3SSX</b>	\$42	<b>GSGUR3SGX</b>	\$54
Line 4	<b>GSGUR4SSX</b>	\$42	<b>GSGUR4SGX</b>	\$54

##### 20-amp Receptacles

Line 1	<b>GSGUR1TSX</b>	\$66	<b>GSGUR1TGX</b>	\$81
Line 2	<b>GSGUR2TSX</b>	\$66	<b>GSGUR2TGX</b>	\$81
Line 3	<b>GSGUR3TSX</b>	\$66	<b>GSGUR3TGX</b>	\$81
Line 4	<b>GSGUR4TSX</b>	\$66	<b>GSGUR4TGX</b>	\$81

#### 4-Circuit, 2+2

##### 15-amp Receptacles

Line 1	<b>GSGUR1SSY</b>	\$42	<b>GSGUR1SGY</b>	\$54
Line 2	<b>GSGUR2SSY</b>	\$42	<b>GSGUR2SGY</b>	\$54
Line 3	<b>GSGUR3SSY</b>	\$42	<b>GSGUR3SGY</b>	\$54
Line 4	<b>GSGUR4SSY</b>	\$42	<b>GSGUR4SGY</b>	\$54

##### 20-amp Receptacles

Line 1	<b>GSGUR1TSY</b>	\$66	<b>GSGUR1TGY</b>	\$81
Line 2	<b>GSGUR2TSY</b>	\$66	<b>GSGUR2TGY</b>	\$81
Line 3	<b>GSGUR3TSY</b>	\$66	<b>GSGUR3TGY</b>	\$81
Line 4	<b>GSGUR4TSY</b>	\$66	<b>GSGUR4TGY</b>	\$81

▶ Specification Information, continued on next page

► **Specification Information, continued from previous page**

**Specification Information**

Line	System Ground		Isolated Ground	
	Style Number	Price	Style Number	Price

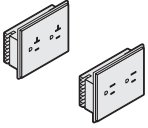
**3-Circuit, Separate Neutrals**

**15-amp Receptacles**

Line 1	<b>GSGUR1SSZ</b>	\$42	<b>GSGUR1SGZ</b>	\$54
Line 2	<b>GSGUR2SSZ</b>	\$42	<b>GSGUR2SGZ</b>	\$54
Line 3	<b>GSGUR3SSZ</b>	\$42	<b>GSGUR3SGZ</b>	\$54

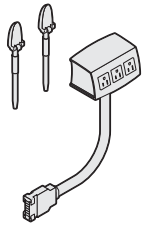
**20-amp Receptacles**

Line 1	<b>GSGUR1TSZ</b>	\$66	<b>GSGUR1TGZ</b>	\$81
Line 2	<b>GSGUR2TSZ</b>	\$66	<b>GSGUR2TGZ</b>	\$81
Line 3	<b>GSGUR3TSZ</b>	\$66	<b>GSGUR3TGZ</b>	\$81



SIN 711.2

**Internode Convenience Tri-Receptacles with Modular Harness**



Standard Includes		Required to Specify	
<ul style="list-style-type: none"> <li>• Convenience tri-receptacle housing: plastic</li> <li>• Three receptacles: black</li> <li>• Harness with modular connector for attachment to end of power module</li> <li>• Conduit: metallic</li> <li>• Mounting clamp kit</li> </ul>		<ul style="list-style-type: none"> <li>1 Style number</li> <li>2 Plastic color number for tri-receptacle</li> <li>3 Options, if selected (see below)</li> <li>▶ See <i>Surface Materials</i>, page 544.</li> </ul>	
Options		Price	Required to Specify
<b>Outfeed</b>	<ul style="list-style-type: none"> <li>• Beltway power outfeed connector with cover that matches receptacle color</li> </ul>	+\$26	Specify <i>with beltway power outfeed connector</i> .

**Related Products** • Internode below-worksurface mounting bracket ▶ Page 542

**Specification Information**

Harness Length	Line	Style Number	Base Price	Style Number	Base Price
----------------	------	--------------	------------	--------------	------------

**4-Circuit, 3+1**

With System Ground				With Isolated Ground	
72"	Line 1	<b>GFUT1S72X</b>	\$211	<b>GFUT1G72X</b>	\$211
	Line 2	<b>GFUT2S72X</b>	\$211	<b>GFUT2G72X</b>	\$211
	Line 3	<b>GFUT3S72X</b>	\$211	<b>GFUT3G72X</b>	\$211
	Line 4	<b>GFUT4S72X</b>	\$211	<b>GFUT4G72X</b>	\$211

**4-Circuit, 2+2**

With System Ground				With Isolated Ground	
72"	Line 1	<b>GFUT1S72Y</b>	\$211	<b>GFUT1G72Y</b>	\$211
	Line 2	<b>GFUT2S72Y</b>	\$211	<b>GFUT2G72Y</b>	\$211
	Line 3	<b>GFUT3S72Y</b>	\$211	<b>GFUT3G72Y</b>	\$211
	Line 4	<b>GFUT4S72Y</b>	\$211	<b>GFUT4G72Y</b>	\$211

**3-Circuit, Separate Neutrals**

With System Ground				With Isolated Ground	
72"	Line 1	<b>GFUT1S72Z</b>	\$211	<b>GFUT1G72Z</b>	\$211
	Line 2	<b>GFUT2S72Z</b>	\$211	<b>GFUT2G72Z</b>	\$211
	Line 3	<b>GFUT3S72Z</b>	\$211	<b>GFUT3G72Z</b>	\$211

## Internode Convenience Tri-Receptacles with Power Cord and Plug



Tip: This unit does not include clamp kit.

Standard Includes	Required to Specify
-------------------	---------------------

- Convenience tri-receptacle housing: plastic
- Three receptacles: black
- 96" power cord with grounded plug: black only

- 1 Style number
- 2 Plastic color number for tri-receptacle housing
- ▶ See *Surface Materials*, page 544.

Related Products
------------------

- Internode above-worksurface clamp kit
- Internode below-worksurface mounting bracket

- ▶ Page 542
- ▶ Page 542

Specification Information				
• Dimensions			• Style	• Price
D	W	H	Number	

2¾"	5¼"	2½"	<b>GFUTP96</b>	\$107
-----	-----	-----	----------------	-------

## Internode Convenience Communication Outlet Housing



Tip: This unit does not include clamp kit.

Standard Includes	Required to Specify
-------------------	---------------------

- Housing for customer-supplied modular furniture faceplates: plastic

- 1 Style number
- 2 Plastic color number for housing
- ▶ See *Surface Materials*, page 544.

Related Products
------------------

- Internode above-worksurface clamp kit
- Internode below-worksurface mounting bracket

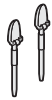
- ▶ Page 542
- ▶ Page 542

Specification Information				
• Dimensions			• Style	• Price
D	W	H	Number	

2¾"	5¼"	2½"	<b>GFUCH</b>	\$53
-----	-----	-----	--------------	------

SIN 711.2

**Internode Above-Worksurface Clamp Kit**

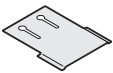


Standard Includes	Required to Specify
<ul style="list-style-type: none"> <li>• Pair of rail-mount pins: 6653 Solar Black plastic only</li> </ul>	Style number

Related Products	
<ul style="list-style-type: none"> <li>• Internode convenience tri-receptacles with modular harness</li> </ul>	▶ Page 540
<ul style="list-style-type: none"> <li>• Internode convenience tri-receptacles with power cord and plug</li> </ul>	▶ Page 541
<ul style="list-style-type: none"> <li>• Internode convenience communication outlet housing</li> </ul>	▶ Page 541

Specification Information	
Style Number	Price
<b>GFUTMC</b>	\$17

**Internode Below-Worksurface Mounting Bracket**



*Tip: Mounting bracket supports convenience receptacles and communications outlet housing below the worksurface.*

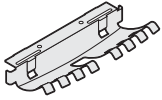
*Tip: Each tri-receptacle, whether power or communications, should have its own mounting bracket for below-worksurface mounting applications.*

Standard Includes	Required to Specify
<ul style="list-style-type: none"> <li>• Mounting bracket: 4793 Solar Black only</li> </ul>	Style number

Related Products	
<ul style="list-style-type: none"> <li>• Internode convenience tri-receptacles with modular harness</li> </ul>	▶ Page 540
<ul style="list-style-type: none"> <li>• Internode convenience tri-receptacles with power cord and plug</li> </ul>	▶ Page 541
<ul style="list-style-type: none"> <li>• Internode convenience communication outlet housing</li> </ul>	▶ Page 541

Specification Information	
Style Number	Price
<b>GFUTMB</b>	\$12

## Internode Cord and Cable Manager



Standard Includes	Required to Specify
<ul style="list-style-type: none"> <li>• Cord and cable manager: 6653 Solar Black only</li> <li>• Package of four</li> <li>• Mounting hardware package</li> </ul>	Style number

Related Products
<ul style="list-style-type: none"> <li>• Internode power modules <span style="float: right;">▶ Page 531</span></li> </ul>

Specification Information				
• Dimensions			• Style	• Price
D	W	H	Number	
3½"	10"	1¾"	<b>GFUCCM</b>	\$107
:	:	:	:	:

## Internode Harness Clip



Standard Includes	Required to Specify
<ul style="list-style-type: none"> <li>• Package of 25 harness clips with screws: black only</li> </ul>	Style number

Specification Information		
• Diameter	• Style	• Price
	Number	
1¼"	<b>GFUCMC</b>	\$35
:	:	:

# Surface Materials

**This listing** includes all the surface material choices that are available for the products in this specification guide.

## Resources

For more information about surface materials, refer to the following resources:

### Surface Materials

**Binders** include:

- Surface Materials Reference Manual
- A complete set of swatch cards for hard surfaces, vertical surface fabrics, and seating upholstery

## Paint

Not every paint color is available on every painted component.

Applies to:

- Legs
- Power beam
- Modesty panel
- Table column and base
- Screen supports
- Universal hanging pedestal

### Steelcase Surfaces

#### Price Group 1

##### Smooth Paint

- 4242 Milk

##### Textured Paint

- 7207 Black  
7225 Sand  
7230 Basalt  
7236 Fog  
7237 Slate  
7238 Fieldstone  
7239 Midnight  
7241 Arctic White  
7243 Seagull

#### Price Group 2

##### Smooth Metallic Paint

- 4743 Mineral Metallic  
4744 Pearl Metallic  
4750 Champagne Metallic  
4751 Bronze Metallic  
4752 Steel Metallic  
4788 Gold Dust Metallic  
4798 Sterling Metallic  
4799 Platinum Metallic

##### Textured Metallic Paint

- 7245 Carbon Metallic  
7246 Midnight Metallic

### Custom Surfaces

#### Price Group 3

##### PerfectMatch

PerfectMatch is a service that allows you to create your own paint color through the Customiz program. Refer to the *Surface Materials Reference Manual* for more information about this program.

## Laminate

Applies to:

- Worksurfaces

### Steelcase Surfaces

#### Fiber Laminate

- 2850 Vanadium Fiber  
2851 Rhyme Fiber  
2852 Tungsten Fiber  
2854 Vellum Fiber  
2859 Novell Fiber  
2860 Granite Fiber  
2861 Coconut Fiber  
2862 Stucco Fiber

#### Micro Laminate

- 2920 Marl Micro  
2921 Gypsum Micro  
2922 Clay Micro  
2923 Shadow Micro

#### Patina Laminate

- 2870 Blonde Bronze Patina  
2871 Blackened Bronze Patina  
2873 Instant Iron Patina

#### Solid Laminate

- 2722 Cream  
2730 Arctic White  
2746 Black  
2759 Warm White  
2811 Mist  
2883 Seagull  
2884 Milk  
2885 Dune

#### Speckle Laminate

- 2820 Coffee Speckle  
2822 Woodrose Speckle  
2823 Driftwood Speckle  
2824 Smoke Speckle  
2825 Vanadium Speckle

### Woodgrain Laminate

- 2406 Clear Cherry  
2409 Clear Maple  
2410 Graphite Walnut  
2412 Natural Cherry  
2422 Medium Cherry  
2511 Winter on Maple  
2538 Clear Walnut  
2539 Warm Oak  
2592 Blonde on Maple  
2714 Natural Walnut  
2772 Medium Mahogany on Walnut  
2HAK Clear Oak  
2HAT Acacia

*Tip: Grain direction of wood grain laminates is always parallel to the front edge.*

*Note: Some wood veneer finishes and woodgrain laminates share the same name. Because of the difference in materials, veneers and laminates of the same name are not an exact match but do coordinate with each other.*

### Custom Surfaces

#### Open Line Laminate (OLL)

This service allows you to order non-standard laminate at an additional processing fee upcharge of \$62 per worksurface or top, plus the cost of the laminate. Edge color for Open Line laminate must be determined by the dealer and customer before orders can be entered.

#### Laminate Approval and Material Requirements

To confirm whether a particular laminate has already been tested for use on a specific Steelcase product, or to determine material square foot requirements:

- Visit [www.steelcase.com](http://www.steelcase.com)

**For additional information,** refer to the *Steelcase Surface Materials Reference Manual*.

## Wood

Applies to:

- Universal Storage tops and fronts
- Steelcase carefully selects veneer and solid wood for consistent color and grain structure. Wood is a natural material and variations will occur in color, grain and texture. These variations are part of the inherent natural beauty of wood and are not considered defects.

All wood products will darken with age and exposure to ultraviolet light. This is especially apparent with cherry and maple veneer. We recommend that desk accessories be rearranged periodically to ensure even aging of wood surfaces.

When storing your wood furniture, please follow the following guidelines:

- Do not store products in trailers
- Store products in areas that simulate office temperatures (60°F to 90°F)
- Store products in areas that maintain constant, office-like humidity levels
- Keep product away from light. Cover products to make sure they are not exposed to light.

### Steelcase Surfaces

#### Veneer

Veneers are matched for proper balance and consistency. Veneers are available flat cut or quarter cut, except for Oak, which is rift cut. Refer to the *Surface Materials Reference Manual* for descriptions of each cut.

**Open-pore finish** is a medium gloss finish that leaves the wood grain texture visible to the eye and distinguishable to the touch.

### Flat-cut open-pore finish choices

- 3062 FC/OP Graphite Walnut  
3402 FC/OP Clear Cherry (Aged)  
3412 FC/OP Natural Cherry  
3422 FC/OP Medium Cherry  
3522 FC/OP Clear Maple\*  
3572 FC/OP Amber on Maple  
3592 FC/OP Blonde on Maple  
3702 FC/OP Clear Walnut  
3712 FC/OP Natural Walnut  
3722 FC/OP Dark Mahogany on Walnut  
3752 FC/OP Medium Walnut  
3762 FC/OP Dark Walnut  
3772 FC/OP Medium Mahogany on Walnut

### Quarter-cut open-pore finish choices

- 3222 QC/OP Clear Maple\*  
3272 QC/OP Amber on Maple  
3292 QC/OP Blonde on Maple  
3302 QC/OP Clear Walnut  
3312 QC/OP Natural Walnut  
3322 QC/OP Dark Mahogany on Walnut  
3352 QC/OP Medium Walnut  
3362 QC/OP Dark Walnut  
3372 QC/OP Medium Mahogany on Walnut  
3382 QC/OP Graphite Walnut

### Rift-cut open-pore finish choices

- 3602 RC/OP Desert Oak  
3612 RC/OP Warm Oak  
3692 RC/OP Espresso Oak

*\*To ensure an understanding of the color ranges and characteristic variations of natural veneer, a sign-off sheet is required prior to orders being accepted for this clear-coat finish. The sign-off sheet is available through Steelcase advertising stock. Form number 05-0001370.*



**Steelcase Surfaces**

**Composite Veneer**

Composite veneers are an engineered wood intended to create specific grain patterns and characteristics. They are pre-stained and finished with Steelcase's Clarity water-borne UV topcoat, which protects the environment while providing durability and clarity. Only open-pore finishes are available on composite wood. Composite veneer and matching edge bands are available on most Steelcase brand products. Composites, for use as a solid nosing substitute, are not available. Steelcase does not recommend mixing composite veneers with natural solid nosings because composite and natural wood grain and color matching are rarely compatible. Composite veneers are Graded-In as Wood Group 1 pricing.

**Flat-cut open-pore finish choices**

- 3JDX FC/OP Oak Composite
- 3JFX FC/OP Maple Composite
- 3JHX FC/OP Cherry Composite
- 3JXX FC/OP Walnut Composite

**Quarter-cut open-pore finish choices**

- 3HGX QC/OP Oak Composite
- 3JEX QC/OP Maple Composite
- 3JGX QC/OP Cherry Composite
- 3HVX QC/OP Walnut Composite

*Note: To understand more about composite ordering, leadtimes, and pricing, please consult the composite sign-off sheet available through Steelcase advertising stock, form number 14-0000141. A sign-off sheet is required prior to orders being accepted for composite projects.*

**Custom Surfaces**

**Customiz stain** is a service that allows you to create your own stain colors and finishes on standard veneer. Customiz stain color is available on all product lines that offer wood veneer.

A \$425 stain-matching fee applies on CUSTOMIZ requests (Exception: The \$425 fee does not apply on matches to Coalesse standard finishes or for a low-gloss finish request on a standard color). The \$425 fee covers the cost of formulating the Customiz color finish and applies regardless of whether or not an order for product is placed.

In addition, an approval form must be signed to indicate customer acceptance of Customiz match. A \$5,000 initiation fee will be charged prior to first order entry, which activates the finish for an 18 month time period. If additional years are needed, a \$1,000 annual annuity fee applies. All style number related CUSTOMIZ charges are no cost as of April 2014.

Customiz stain takes 10 days to formulate. Consult the *Surface Materials Reference Manual* for more information. Custom veneers are also available and must be quoted by Steelcase specials group. Customiz stain on custom veneers takes 2 to 4 weeks to formulate.

Requirements and information on ordering a Customiz stain color are found in the *Surface Materials Reference Manual*.

**Plastic**

**Steelcase Surfaces**

*Tip: Not every plastic component is available in every plastic color. Worksurface color determines the color of many plastic components. See page 548 for an overview of the plastic colors that are available for each component.*

- Applies to:
- Return filler
  - 6000 Black
  - 6001 Coffee
  - 6617 Warm Brown V2
  - 6654 Sand
  - 6655 Warm White

- Applies to:
- Internode
  - 6000 Black
  - 6009 Arctic White
  - 6249 Platinum Solid
  - 6651 Tungsten
  - 6652 Titanium
  - 6653 Solar Black
  - 6654 Sand
  - 6681 Grotto

- Applies to:
- Leg trim strip
  - Glide covers
  - 6000 Black
  - 6002 Graphite
  - 6655 Warm White
  - 6681 Grotto

**Note: Light color plastic edges** are susceptible to degradation due to normal wear and tear. Staining (e.g., ball point pen or clothing dyes such as blue jeans) and dirt effects are more pronounced in light colors and are not considered defects.

**Vertical Surface Fabric**

- Applies to:
- Screens

**Steelcase Surfaces**

**Price Group 1**

- Abacus\*
- Acadia\*
- Alloy
- BellaRose\*
- Boccie\*\*
- Buzz2
- Charm
- Embrasure\*
- Optic
- Pianista
- Rhythm
- Tinsel
- \*Not available on 80"H panels
- \*\*Not available on panels taller than 68"H

**Price Group 2**

- Amiranté
- Ashanti Reverse
- Bariolage
- Bouquet\*
- Cogent: Geode Seating
- Cogent: Geode Vertical
- Flip: Orbit
- Flip: Plain Jane
- Flip: TexHex
- Fresco
- Milano
- Regatta
- \*Not available on 80"H panels

▶ See *Surface Materials Reference Manual* for a listing of available fabric colors.

**Select Surfaces**

**For information on products within Select Surfaces,**

including accent paints and fabrics from DesignTex and Pollack, please refer to the *Surface Materials Reference Manual* or visit [Steelcase.com/selectsurfaces](http://Steelcase.com/selectsurfaces).

**Custom Surfaces**

**Price Group COM (Customer's Own Material)**

**Fabric Approval and Yardage**

To confirm whether a particular COM material has already been tested for use on a specific Steelcase product or to determine actual yardage requirements:

- Visit [www.steelcase.com](http://www.steelcase.com)

**For additional information regarding Customer's Own Material,** call 1.888.STEELCASE, or send an email to [lineone@steelcase.com](mailto:lineone@steelcase.com).

# Color Coordination Lists

## Laminate Worksurface Coordination List

The colors of the plastic edge trim, grommet, and plastic T-mold are determined by the worksurface color you select. These colors are defaults and cannot be specified.

All laminates, except woodgrain laminates, will have solid color edging.  
 Woodgrain laminates will have a 1 mm woodgrain plastic edging and the grain of the edges will be horizontal. Plastic T-mold will be solid color.

Wood worksurfaces do not have a plastic edge. Woodgrain edge will match the worksurface wood color.

**Note: Light color plastic edges** are susceptible to degradation due to normal wear and tear. Staining (e.g., ball point pen or clothing dyes such as blue jeans) and dirt effects are more pronounced in light colors and are not considered defects.

*Tip: To improve consistency, default edge colors are now identified by 6000-series numbers; actual colors and defaults have not changed. Because default edge colors are not actually entered when specifying products, no specification changes are required. (Previous specification guides used 2000-series numbers to describe default edge colors, while 6000-series numbers were used for customer-specified edge colors, even though the edges were identical.)*  
 ▶ See the *Surface Materials Reference Manual* for more details.

Laminate Color	Plastic Edge Default Color	Plastic Grommet Default Color	Plastic T-Mold Default Color
<b>Fiber</b>			
2850 Vanadium Fiber	6654 Sand	6612 Grey Value 2	6654 Sand
2851 Rhyme Fiber	6631 Cream	6608 Driftwood	6631 Cream
2852 Tungsten Fiber	6636 Mist	6609 Smoke	6636 Mist
2854 Vellum Fiber	6655 Warm White	6655 Warm White	6655 Warm White
2859 Novell Fiber	6001 Coffee	6001 Coffee	6001 Coffee
2860 Granite Fiber	6000 Black	6000 Black	6000 Black
2861 Coconut Fiber	6654 Sand	6654 Sand	6654 Sand
2862 Stucco Fiber	6053 Seagull	6053 Seagull	6053 Seagull
<b>Micro</b>			
2920 Marl Micro	6053 Seagull	6053 Seagull	6053 Seagull
2921 Gypsum Micro	6654 Sand	6654 Sand	6654 Sand
2922 Clay Micro	6654 Sand	6654 Sand	6654 Sand
2923 Shadow Micro	6249 Platinum Solid	6249 Platinum Solid	6249 Platinum Solid
<b>Patina</b>			
2870 Blonde Bronze Patina	6654 Sand	6612 Grey Value 2	6654 Sand
2871 Blackened Bronze Patina	6615 Grey Value 5	6000 Black	6615 Grey Value 5
2873 Instant Iron Patina	6615 Grey Value 5	6000 Black	6615 Grey Value 5
<b>Solid</b>			
2722 Cream	6631 Cream	6608 Driftwood	6631 Cream
2730 Arctic White	6697 Fog	6609 Smoke	6697 Fog
2746 Black	6000 Black	6000 Black	6000 Black
2759 Warm White	6655 Warm White	6655 Warm White	6655 Warm White
2811 Mist	6636 Mist	6609 Smoke	6636 Mist
2883 Seagull	6053 Seagull	6053 Seagull	6053 Seagull
2884 Milk	6052 Milk	6052 Milk	6052 Milk
2885 Dune	6654 Sand	6654 Sand	6654 Sand
<b>Speckle</b>			
2820 Coffee Speckle	6631 Cream	6001 Coffee	6001 Coffee
2822 Woodrose Speckle	6635 Dawn	6607 Woodrose	6635 Dawn
2823 Driftwood Speckle	6631 Cream	6608 Driftwood	6631 Cream
2824 Smoke Speckle	6636 Mist	6609 Smoke	6636 Mist
2825 Vanadium Speckle	6619 Ice	6612 Grey Value 2	6612 Grey Value 2
<b>Woodgrain</b>			
2406 Clear Cherry	6234 Clear Cherry	6001 Coffee	6001 Coffee
2409 Clear Maple	6237 Clear Maple	6655 Warm White	6655 Warm White
2410 Graphite Walnut	6231 Graphite Walnut	6000 Black	6000 Black
2412 Natural Cherry	6034 Natural Cherry	6001 Coffee	6001 Coffee
2422 Medium Cherry	6036 Medium Cherry	6001 Coffee	6001 Coffee
2511 Winter on Maple	6037 Winter on Maple	6655 Warm White	6655 Warm White
2538 Clear Walnut	6245 Clear Walnut	6000 Black	6000 Black
2539 Warm Oak	6246 Warm Oak	6655 Warm White	6655 Warm White

**Laminate Worksurface Coordination List, continued**

**Note: Light color plastic edges** are susceptible to degradation due to normal wear and tear. Staining (e.g., ball point pen or clothing dyes such as blue jeans) and dirt effects are more pronounced in light colors and are not considered defects.

*Tip: To improve consistency, default edge colors are now identified by 6000-series numbers; actual colors and defaults have not changed. Because default edge colors are not actually entered when specifying products, no specification changes are required. (Previous specification guides used 2000-series numbers to describe default edge colors, while 6000-series numbers were used for customer-specified edge colors, even though the edges were identical.)*

▶ See the *Surface Materials Reference Manual* for more details.

Laminate Color	Plastic Edge Default Color	Plastic Grommet Default Color	Plastic T-Mold Default Color
<b>Woodgrain</b>			
<b>2592</b> Blonde on Maple	<b>6038</b> Blonde on Maple	<b>6655</b> Warm White	<b>6655</b> Warm White
<b>2714</b> Natural Walnut	<b>6041</b> Natural Walnut	<b>6001</b> Coffee	<b>6001</b> Coffee
<b>2772</b> Medium Mahogany on Walnut	<b>6045</b> Medium Mahogany on Walnut	<b>6001</b> Coffee	<b>6001</b> Coffee
<b>2HAK</b> Clear Oak	<b>6219</b> Clear Oak	<b>6655</b> Warm White	<b>6655</b> Warm White
<b>2HAT</b> Acacia	<b>6213</b> Acacia	<b>6655</b> Warm White	<b>6655</b> Warm White

Color Coordination Lists, continued

**Plastic Color Availability Matrix**

Not every plastic component is available in every plastic color. The matrix below gives you an overview of which plastic colors can be specified for each plastic component.

	6000 Black	6009 Arctic White	6249 Platinum Solid	6651 Tungsten	6652 Titanium	6653 Solar Black	6654 Sand	6681 Grotto
Internode mounting bracket	•	•	•	•	•	■	•	•
Internode power module covers	•	•	•	•	•	■	•	•
Internode convenience tri-receptacles	■	•	•	•	•	•	•	•
Internode convenience tri-receptacle housing	■	■	■	■	■	■	■	■
Internode convenience communication outlet housing	■	■	■	■	■	■	■	■
Above-worksurface clamp kit	•	•	•	•	•	■	•	•
Internode modular infeed cover	■	■	■	■	■	■	■	■
Internode receptacles	■	■	■	■	■	■	■	■
Internode cord and cable manager	•	•	•	•	•	■	•	•

# Ellipse Open Line Laminate Edge Coordination Matrix

Plastic and T-Mold Edges and Grommets

The colors of the plastic edges and grommets are determined by the 2K finish number selected.

**Combination of Edging and Grommets will be:**

2K Number Selection	Plastic 1 mm Edge Color	Plastic T-Mold Edge Color	Plastic Grommet Color
2K00	6619 Ice	6612 Grey Value 2	6612 Grey Value 2
2K01	6245 Clear Walnut	6000 Black	6000 Black
2K03	6246 Warm Oak	6655 Warm White	6655 Warm White
2K04	6234 Clear Cherry	6001 Coffee	6001 Coffee
2K10	6041 Natural Walnut	6001 Coffee	6001 Coffee
2K15	6615 Grey Value 5	6615 Grey Value 5	6000 Black
2K21	6036 Medium Cherry	6001 Coffee	6001 Coffee
2K22	6631 Cream	6631 Cream	6608 Driftwood
2K27	6034 Natural Cherry	6001 Coffee	6001 Coffee
2K35	6638 Fog	6038 Fog	6609 Smoke
2K38	6009 Arctic White	6009 Arctic White	6009 Arctic White
2K48	6654 Sand	6654 Sand	6608 Driftwood
2K49	6053 Seagull	6053 Seagull	6053 Seagull
2K50	6052 Milk	6052 Milk	6052 Milk
2K52	6249 Platinum Solid	6249 Platinum Solid	6249 Platinum Solid
2K59	6655 Warm White	6655 Warm White	6655 Warm White
2K66	6037 Winter on Maple	6615 Grey Value 5	6000 Black
2K71	6045 Medium Mahogany on Walnut	6001 Coffee	6001 Coffee
2K74	6237 Clear Maple	6655 Warm White	6655 Warm White
2K75	6231 Graphite Walnut	6000 Black	6000 Black
2K85	6615 Grey Value 5	6000 Black	6000 Black
2K92	6000 Black	6000 Black	6000 Black
2K93	6001 Coffee	6001 Coffee	6001 Coffee
2K94	6001 Dawn	6001 Dawn	6607 Woodrose
2K98	6636 Mist	6636 Mist	6609 Smoke
2KAC	6213 Acacia	6655 Warm White	6655 Warm White
2KAK	6219 Clear Oak	6655 Warm White	6655 Warm White
2900			

Tip: To improve consistency, default edge colors are now identified by 6000-series numbers; actual colors and defaults have not changed. Because default edge colors are not actually entered when specifying products, no specification changes are required. (Previous specification guides used 2000-series numbers to describe default edge colors, while 6000-series numbers were used for customer-specified edge colors, even though the edges were identical.)

▶ See the Surface Materials Reference Manual for more details.

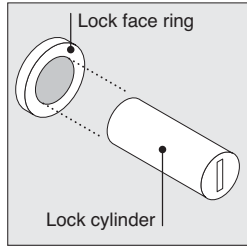
Tip: Use 2900 for products without plastic edge or plastic T-mold edge.

Tip: Enter the 2K-edge detail number in the finish field, and include a complete description of the laminate to be used.

Tip: Standard laminates being used in the Open Line laminate program to obtain a different edge detail will be charged the processing fee upcharge; however, no additional charges for the laminate will be applied.

# Lock and Keying

**All locking products** are standard with factory-installed, keyed-random locks. Consecutive, specific, and random keying are available as field-installed options.  
*Exceptions: Individual locking drawers are available only with field-installed locks.*



**Locks** consist of a factory- or field-installed lock cylinder and a factory-installed lock face ring.

**Two types of locks** are available — the standard keying system (FR series) and the master keying system (XF series). All the locks in the XF series can be opened with a single master key.

## Factory-Installed Keying

**Factory-installed locks** are always key random (standard) or master key random (option). Key random means that the locks will be assigned arbitrarily at the factory with key numbers ranging from FR305 to FR454 (Master keying numbers: XF1001 to XF1150). All locks within a unit will be keyed alike.

*Tip: Random keying can mean that different furniture units will have the same key number. If you must have all locks keyed differently, you should specify field-installed, key specific or key consecutive lock cylinders.*  
 ▶ See below.

**Key Random**

- FR305
- FR421
- FR305

or

- XF1011
- XF1042
- XF1011

XF Master Key

### Required to Specify

**Master key random** +\$23 Specify with master key random.

## Field-Installed Keying

**Field-installed locks** are only available on products that include factory-installed lock mechanisms.

**Specify “plug”** when specifying furniture, and the product will ship with a plastic plug in place of the lock cylinder.  
*Tip: For products with optional lock colors, make sure to specify the color for both the lock and lock face ring.*

**Front-removable lock cylinders** must be specified separately. You must also order a special lock tool to install or remove lock cylinders in the field.  
*Tip: Lock tools are reusable. You do not need to order additional lock tools with every furniture order.*

**Lock cylinders** will be shipped separately so that you can install the locks when you are ready.

**Three keying choices** are available for field installation—random (standard), specific, and consecutive. All three are also available with master keying, which means that all locks can be opened with a single master key.

**Key random** means that the locks will be assigned arbitrarily at the factory with key numbers ranging from FR305 to FR454 (Master keying numbers: XF1001 to XF1150).  
*Tip: Random keying can mean that different furniture units will have the same key number. If you must have all locks keyed differently, you should specify key specific or key consecutive lock cylinders.*

**Key specific** means that you can specify any key number from FR305 to FR454 (Master keying numbers: XF1001 to XF1150). This option can be used to key all the furniture units in a workstation or department the same.  
*Tip: Designate the quantity per key number in your specification.*  
 ▶ See example at right.

**Key consecutive** means that you can specify lock numbers in a consecutive order to ensure that no two locks have the same key number until the key sequence repeats. You must select a beginning key number from FR305 to FR454 (Master keying numbers: XF1001 to XF1150).

**Example** of a typical lock cylinder specification is shown below:

10	LOCK9201FR FR320
5	LOCK9201FR FR350
15	LOCK9201XF XF1100
30	Total
1	877102003SR standard lock tool
1	877102002SR master lock tool

**Key Random**

- FR305
- FR421
- FR305

or

- XF1011
- XF1042
- XF1011

XF Master Key

**Key Specific**

- FR350
- FR350
- FR350

or

- XF1020
- XF1020
- XF1020

XF Master Key

**Key Consecutive**

- FR350
- FR351
- FR352

or

- XF1020
- XF1021
- XF1022

XF Master Key

## Field-Installed Lock Cylinders



Tip: Lock price is included in price of furniture with locks.

Tip: For replacement lock cylinders, refer to Service Parts.

Standard Includes	Required to Specify
-------------------	---------------------

- |  |  |
|--|--|
| <ul style="list-style-type: none"> <li>Lock cylinder, keyed random: 9201 Polished Chrome or 9250 Ember Chrome</li> <li>Two keys</li> </ul> | <ul style="list-style-type: none"> <li>1 Style number</li> <li>2 Options, if selected (see below)</li> </ul> |
|--|--|

Options	Price	Required to Specify
---------	-------	---------------------

<b>Key specific</b>	No cost	Select key number from FR305–FR454.
<b>Key consecutive</b>	No cost	Specify <i>key consecutive</i> and select beginning key number from FR305–FR454.
<b>Master key random</b>	+\$23 each	Specify <i>master key random</i> .
<b>Master key specific</b>	+\$23 each	Specify key number from XF1001–XF1150.
<b>Master key consecutive</b>	+\$23 each	Specify <i>master key consecutive</i> and select beginning key number from XF1001–XF1150.

### Specification Information

Color	Style Number	Base Price
-------	--------------	------------

### FR Series (Standard Keying System) – Lock Cylinder

Polished Chrome	<b>LOCK9201FR</b>	N.A
Ember Chrome	<b>LOCK9250FR</b>	N.A

### Standard Lock Tool

	<b>877102003SR</b>	\$23
--	--------------------	------

### XF Series (Master Keying System) – Lock Cylinder

Polished Chrome	<b>LOCK9201XF</b>	No additional cost. Price included in price of furniture with master-keyed locks.
Ember Chrome	<b>LOCK9250XF</b>	No additional cost. Price included in price of furniture with master-keyed locks.

### Master Lock Tool

	<b>877102002SR</b>	\$23
--	--------------------	------

Tip: You can change lock cylinders in the field by using the appropriate lock tool.





---

# Resources

**Style Number Index**

**554**

# Style Number Index

Style Number	Page	Description
<b>32WCP</b>	245, 478	Wire Guide Clip
<b>800DV12</b>	262	Dividers
<b>800RW</b>	262	Rail
<b>8560309</b>	381	Radius-End Wksf
<b>8560309A</b>	425	Radius-End Wksf
<b>8560309LFS</b>	424	Radius-End Table
<b>8560309RFS</b>	424	Radius-End Table
<b>8565309</b>	381	Radius-End Wksf
<b>8565309A</b>	425	Radius-End Wksf
<b>8565309LFS</b>	424	Radius-End Table
<b>8565309RFS</b>	424	Radius-End Table
<b>8570309</b>	381	Radius-End Wksf
<b>8570309A</b>	425	Radius-End Wksf
<b>8570309LFS</b>	424	Radius-End Table
<b>8570309RFS</b>	424	Radius-End Table
<b>8570359</b>	381	Radius-End Wksf
<b>8570359A</b>	425	Radius-End Wksf
<b>8570359LFS</b>	424	Radius-End Table
<b>8570359RFS</b>	424	Radius-End Table
<b>8570369</b>	381	Radius-End Wksf
<b>877102002SR</b>	285, 505, 551	Master Lock Tool
<b>877102003SR</b>	285, 505, 551	Standard Lock Tool
<b>9005REFLM</b>	415	20"D UA Rtn
<b>9013EWPM</b>	426	UA Bridge
<b>9013REFLM</b>	415	20"D UA Rtn
<b>9017TEFLM</b>	415	20"D UA Rtn
<b>9031AEFLM</b>	417	25"D UA Rtn
<b>9031AM</b>	389	25"D UA Desk
<b>9031BEFLM</b>	419	25"D UA Rtn
<b>9031BM</b>	391	25"D UA Desk
<b>9035AM</b>	389	25"D UA Desk
<b>9035BM</b>	391	25"D UA Desk
<b>9035DEFLM</b>	417	25"D UA Rtn
<b>9035EWPM</b>	426	UA Bridge
<b>9035GEFLM</b>	419	25"D UA Rtn
<b>9039AM</b>	389	25"D UA Desk
<b>9039BM</b>	391	25"D UA Desk
<b>9039CEFLM</b>	419	25"D UA Rtn
<b>9039CM</b>	393	25"D UA Desk
<b>9039EEFLM</b>	417	25"D UA Rtn
<b>9039GEFLM</b>	419	25"D UA Rtn
<b>9043AM</b>	389	25"D UA Desk
<b>9043BM</b>	391	25"D UA Desk
<b>9043CM</b>	393	25"D UA Desk
<b>9047AM</b>	389	25"D UA Desk
<b>9047BM</b>	391	25"D UA Desk
<b>9047CM</b>	393	25"D UA Desk
<b>9051AM</b>	395	30"D UA Desk
<b>9055AM</b>	395	30"D UA Desk
<b>9055BEFLM</b>	423	30"D UA Rtn
<b>9055BM</b>	399	30"D UA Desk
<b>9055EWPM</b>	426	UA Bridge
<b>9059AM</b>	395	30"D UA Desk

Style Number	Page	Description
<b>9059ARM</b>	397	30"D UA Desk
<b>9059BM</b>	399	30"D UA Desk
<b>9059BRM</b>	401	30"D UA Desk
<b>9059CM</b>	403	30"D UA Desk
<b>9059CRM</b>	405	30"D UA Desk
<b>9063AM</b>	395	30"D UA Desk
<b>9063ARM</b>	397	30"D UA Desk
<b>9063BM</b>	399	30"D UA Desk
<b>9063BRM</b>	401	30"D UA Desk
<b>9063CM</b>	403	30"D UA Desk
<b>9063CRM</b>	405	30"D UA Desk
<b>9067AM</b>	395	30"D UA Desk
<b>9067ARM</b>	397	30"D UA Desk
<b>9067BM</b>	399	30"D UA Desk
<b>9067BRM</b>	401	30"D UA Desk
<b>9067CM</b>	403	30"D UA Desk
<b>9067CRM</b>	405	30"D UA Desk
<b>9072AM</b>	395	30"D UA Desk
<b>9072ARM</b>	397	30"D UA Desk
<b>9072BM</b>	399	30"D UA Desk
<b>9072BRM</b>	401	30"D UA Desk
<b>9072CM</b>	403	30"D UA Desk
<b>9072CRM</b>	405	30"D UA Desk
<b>9075BM</b>	409	35"D UA Desk
<b>9079BM</b>	409	35"D UA Desk
<b>9080BM</b>	409	35"D UA Desk
<b>9082AM</b>	389	25"D UA Desk
<b>9082BM</b>	391	25"D UA Desk
<b>9083AM</b>	395	30"D UA Desk
<b>9083BM</b>	399	30"D UA Desk
<b>9083CM</b>	403	30"D UA Desk
<b>91903</b>	471	Flush-Mount Bracket
<b>9201AEFLM</b>	412	20"D UA Rtn
<b>9205REFLM</b>	415	20"D UA Rtn
<b>9213ALM</b>	383	20"D UA Desk
<b>9213DEFLM</b>	412	20"D UA Rtn
<b>9213EWPM</b>	426	UA Bridge
<b>9213REFLM</b>	415	20"D UA Rtn
<b>9213TLM</b>	385	20"D UA Desk
<b>9217AEFLM</b>	412	20"D UA Rtn
<b>9217ALM</b>	383	20"D UA Desk
<b>9217TEFLM</b>	415	20"D UA Rtn
<b>9217TLM</b>	385	20"D UA Desk
<b>9217ULM</b>	387	20"D UA Desk
<b>9221ALM</b>	383	20"D UA Desk
<b>9221TLM</b>	385	20"D UA Desk
<b>9221ULM</b>	387	20"D UA Desk
<b>9231AEFLM</b>	417	25"D UA Rtn
<b>9231AM</b>	389	25"D UA Desk
<b>9231BEFLM</b>	419	25"D UA Rtn
<b>9231BM</b>	391	25"D UA Desk
<b>9235AM</b>	389	25"D UA Desk
<b>9235BM</b>	391	25"D UA Desk
<b>9235DEFLM</b>	417	25"D UA Rtn
<b>9235EWPM</b>	426	UA Bridge

Style Number	Page	Description	Style Number	Page	Description
<b>9235GEFLM</b>	419	25"D UA Rtn	<b>9280AM</b>	406	35"D UA Desk
<b>9239AM</b>	389	25"D UA Desk	<b>9280BM</b>	409	35"D UA Desk
<b>9239BM</b>	391	25"D UA Desk	<b>9280CM</b>	411	35"D UA Desk
<b>9239CEFLM</b>	419	25"D UA Rtn	<b>9282AM</b>	389	25"D UA Desk
<b>9239CM</b>	393	25"D UA Desk	<b>9282BM</b>	391	25"D UA Desk
<b>9239EEFLM</b>	417	25"D UA Rtn	<b>9282CM</b>	393	25"D UA Desk
<b>9239GEFLM</b>	419	25"D UA Rtn	<b>9283AM</b>	395	30"D UA Desk
<b>9243AM</b>	389	25"D UA Desk	<b>9283BM</b>	399	30"D UA Desk
<b>9243BM</b>	391	25"D UA Desk	<b>9283CM</b>	403	30"D UA Desk
<b>9243CM</b>	393	25"D UA Desk	<b>981530T</b>	334	Tackboard
<b>9247AM</b>	389	25"D UA Desk	<b>981535T</b>	334	Tackboard
<b>9247BM</b>	391	25"D UA Desk	<b>981536T</b>	334	Tackboard
<b>9247CM</b>	393	25"D UA Desk	<b>981542T</b>	334	Tackboard
<b>9251AEFLM</b>	421	30"D UA Rtn	<b>981545T</b>	334	Tackboard
<b>9251AM</b>	395	30"D UA Desk	<b>981560T</b>	334	Tackboard
<b>9251BEFLM</b>	423	30"D UA Rtn	<b>981570T</b>	334	Tackboard
<b>9255AEFLM</b>	421	30"D UA Rtn	<b>981575T</b>	334	Tackboard
<b>9255AM</b>	395	30"D UA Desk	<b>981830T</b>	334	Tackboard
<b>9255BEFLM</b>	423	30"D UA Rtn	<b>981835T</b>	334	Tackboard
<b>9255BM</b>	399	30"D UA Desk	<b>981836T</b>	334	Tackboard
<b>9255EWPM</b>	426	UA Bridge	<b>981842T</b>	334	Tackboard
<b>9259AEFLM</b>	421	30"D UA Rtn	<b>981845T</b>	334	Tackboard
<b>9259AM</b>	395	30"D UA Desk	<b>981860T</b>	334	Tackboard
<b>9259ARM</b>	397	30"D UA Desk	<b>981870T</b>	334	Tackboard
<b>9259BEFLM</b>	423	30"D UA Rtn	<b>981875T</b>	334	Tackboard
<b>9259BM</b>	399	30"D UA Desk	<b>98401ACCM</b>	369	20"D Wksf Pkg
<b>9259BRM</b>	401	30"D UA Desk	<b>98401ACPM</b>	369	20"D Wksf Pkg
<b>9259CEFLM</b>	423	30"D UA Rtn	<b>98401AEFLM</b>	441	20"D Wksf
<b>9259CM</b>	403	30"D UA Desk	<b>98401AM</b>	441	20"D Wksf
<b>9259CRM</b>	405	30"D UA Desk	<b>98401APCM</b>	369	20"D Wksf Pkg
<b>9263AM</b>	395	30"D UA Desk	<b>98403ACCM</b>	369	20"D Wksf Pkg
<b>9263ARM</b>	397	30"D UA Desk	<b>98403ACPM</b>	369	20"D Wksf Pkg
<b>9263BM</b>	399	30"D UA Desk	<b>98403AM</b>	441	20"D Wksf
<b>9263BRM</b>	401	30"D UA Desk	<b>98403APCM</b>	369	20"D Wksf Pkg
<b>9263CM</b>	403	30"D UA Desk	<b>98405ACLM</b>	373	Mdlr Wksf Pkg
<b>9263CRM</b>	405	30"D UA Desk	<b>98405ACPM</b>	371	25"D Wksf Pkg
<b>9267AM</b>	395	30"D UA Desk	<b>98405ACRM</b>	373	Mdlr Wksf Pkg
<b>9267ARM</b>	397	30"D UA Desk	<b>98405AEFLM</b>	442	25"D Wksf
<b>9267BM</b>	399	30"D UA Desk	<b>98405AM</b>	442	25"D Wksf
<b>9267BRM</b>	401	30"D UA Desk	<b>98405APCM</b>	371	25"D Wksf Pkg
<b>9267CM</b>	403	30"D UA Desk	<b>98405APLM</b>	373	Mdlr Wksf Pkg
<b>9267CRM</b>	405	30"D UA Desk	<b>98405APRM</b>	373	Mdlr Wksf Pkg
<b>9271AM</b>	406	35"D UA Desk	<b>98407ACCM</b>	371	25"D Wksf Pkg
<b>9271CM</b>	411	35"D UA Desk	<b>98407ACPM</b>	371	25"D Wksf Pkg
<b>9272AM</b>	395	30"D UA Desk	<b>98407AM</b>	442	25"D Wksf
<b>9272ARM</b>	397	30"D UA Desk	<b>98407APCM</b>	371	25"D Wksf Pkg
<b>9272BM</b>	399	30"D UA Desk	<b>98409ACCM</b>	371	25"D Wksf Pkg
<b>9272BRM</b>	401	30"D UA Desk	<b>98409ACPM</b>	371	25"D Wksf Pkg
<b>9272CM</b>	403	30"D UA Desk	<b>98409AM</b>	442	25"D Wksf
<b>9272CRM</b>	405	30"D UA Desk	<b>98409APCM</b>	371	25"D Wksf Pkg
<b>9275BM</b>	409	35"D UA Desk	<b>98422ACCM</b>	369	20"D Wksf Pkg
<b>9275CM</b>	411	35"D UA Desk	<b>98422ACPM</b>	369	20"D Wksf Pkg
<b>9279AM</b>	406	35"D UA Desk	<b>98422AM</b>	441	20"D Wksf
<b>9279BM</b>	409	35"D UA Desk	<b>98422APCM</b>	369	20"D Wksf Pkg
<b>9279CM</b>	411	35"D UA Desk	<b>98424ACCM</b>	369	20"D Wksf Pkg

Style Number Index, continued

Style Number	Page	Description
<b>98424ACPM</b>	369	20"D Wksf Pkg
<b>98424AM</b>	441	20"D Wksf
<b>98424APCM</b>	369	20"D Wksf Pkg
<b>98426ACCM</b>	371	25"D Wksf Pkg
<b>98426ACPM</b>	371	25"D Wksf Pkg
<b>98426AM</b>	442	25"D Wksf
<b>98426APCM</b>	371	25"D Wksf Pkg
<b>98428ACCM</b>	371	25"D Wksf Pkg
<b>98428ACPM</b>	371	25"D Wksf Pkg
<b>98428AM</b>	442	25"D Wksf
<b>98428APCM</b>	371	25"D Wksf Pkg
<b>98433ACCM</b>	369	20"D Wksf Pkg
<b>98433ACPM</b>	369	20"D Wksf Pkg
<b>98433AM</b>	441	20"D Wksf
<b>98433APCM</b>	369, 371	20"D Wksf Pkg
<b>98439ACCM</b>	371	25"D Wksf Pkg
<b>98439ACPM</b>	371	25"D Wksf Pkg
<b>98439AM</b>	442	25"D Wksf
<b>98439APCM</b>	371	25"D Wksf Pkg
<b>98594P</b>	335	Markerboard
<b>98595P</b>	335	Markerboard
<b>98596P</b>	335	Markerboard
<b>98597P</b>	335	Markerboard
<b>98598P</b>	335	Markerboard
<b>98599P</b>	335	Markerboard
<b>98669</b>	155, 336	Base Pwr-In
<b>986691</b>	155, 336	Base Pwr-In
<b>986694</b>	155, 336	Base Pwr-In
<b>986694C</b>	156, 337	Brkwy Base Pwr-In
<b>98669C</b>	156, 337	Brkwy Base Pwr-In
<b>986831DA15S</b>	162, 342	Dplex Receptacle
<b>986831DA20S</b>	162, 342	Dplex Receptacle
<b>986831DB15S</b>	162, 342	Dplex Receptacle
<b>986831DB20S</b>	162, 342	Dplex Receptacle
<b>986831DC15S</b>	162, 342	Dplex Receptacle
<b>986831DC20S</b>	162, 342	Dplex Receptacle
<b>986832DA15S</b>	162, 342	Dplex Receptacle
<b>986832DA20S</b>	162, 342	Dplex Receptacle
<b>986832DB15S</b>	162, 342	Dplex Receptacle
<b>986832DB20S</b>	162, 342	Dplex Receptacle
<b>986832DC15S</b>	162, 342	Dplex Receptacle
<b>986832DC20S</b>	162, 342	Dplex Receptacle
<b>986833DA15S</b>	162, 342	Dplex Receptacle
<b>986833DA20S</b>	162, 342	Dplex Receptacle
<b>986833DB15S</b>	162, 342	Dplex Receptacle
<b>986833DB20S</b>	162, 342	Dplex Receptacle
<b>986833DC15S</b>	162, 342	Dplex Receptacle
<b>986833DC20S</b>	162, 342	Dplex Receptacle
<b>986834DA15S</b>	162, 342	Dplex Receptacle
<b>986834DA20S</b>	162, 342	Dplex Receptacle
<b>986834DB15S</b>	162, 342	Dplex Receptacle
<b>986834DB20S</b>	162, 342	Dplex Receptacle
<b>986834DC15S</b>	162, 342	Dplex Receptacle
<b>986834DC20S</b>	162, 342	Dplex Receptacle
<b>98683ADD15S</b>	162, 342	Dplex Receptacle

Style Number	Page	Description
<b>98683ADD20S</b>	162, 342	Dplex Receptacle
<b>98683BDD15S</b>	162, 342	Dplex Receptacle
<b>98683BDD20S</b>	162, 342	Dplex Receptacle
<b>98683CDD15S</b>	162, 342	Dplex Receptacle
<b>98683CDD20S</b>	162, 342	Dplex Receptacle
<b>98683PM</b>	343	PS Receptacles
<b>98683WS</b>	245, 476	Grommet Receptacle
<b>986914P</b>	339	Powerway
<b>98691P</b>	339	Powerway
<b>986924P</b>	339	Powerway
<b>98692P</b>	339	Powerway
<b>986934P</b>	339	Powerway
<b>98693P</b>	339	Powerway
<b>986944P</b>	339	Powerway
<b>98694P</b>	339	Powerway
<b>986954P</b>	339	Powerway
<b>98695P</b>	339	Powerway
<b>986964P</b>	339	Powerway
<b>98696P</b>	339	Powerway
<b>986984P</b>	339	Powerway
<b>98698P</b>	339	Powerway
<b>986994P</b>	339	Powerway
<b>98699P</b>	339	Powerway
<b>98701</b>	445	Cantilever
<b>98702</b>	445	Cantilever
<b>98703</b>	445	Cantilever
<b>98704</b>	445	Cantilever
<b>98705</b>	445	Cantilever
<b>98706</b>	445	Cantilever
<b>98707</b>	429	Wksf Brkt
<b>98708</b>	429	Wksf Brkt
<b>98709</b>	429	Wksf Brkt
<b>98718</b>	440	Wall Channels
<b>98719</b>	440	Wall Channels
<b>98720</b>	440	Wall Channels
<b>98722</b>	428	EP Stab Brkt
<b>98723</b>	428	EP Stab Brkt
<b>98724</b>	429	BP Side-Conn Brkt
<b>98725</b>	429	BP Side-Conn Brkt
<b>98753</b>	330	Attachment Bracket
<b>98754</b>	428	Cantilever Clamp
<b>98755</b>	428	P-to-P Stab Brkt
<b>98756</b>	331	Align Plate
<b>98756A</b>	332	In-Line Hinge
<b>98756B</b>	332	90° Hinge
<b>98757</b>	331	Parallel Clamp
<b>98763</b>	445	Shared Cantilever
<b>98765</b>	244, 477	Termination Plate
<b>98766</b>	244, 476	Cable/Fiber Reel
<b>98767</b>	244, 477	Cord Reels
<b>98768</b>	245, 477	Cable Storage Tray
<b>98769</b>	150, 332	Anchor Brkt
<b>987801</b>	155, 336	Base Pwr-In
<b>98793E</b>	476	Adapter Plate
<b>98795</b>	445	Center Support

Style Number	Page	Description	Style Number	Page	Description
987HB42	440	Horizontal Brace	99108APRM	373	Mdlr Wksf Pkg
987HB45	440	Horizontal Brace	99109ACCM	371	25"D Wksf Pkg
987HB60	440	Horizontal Brace	99109ACPM	371	25"D Wksf Pkg
987HB70	440	Horizontal Brace	99109AM	442	25"D Wksf
98814B	333	Pnl Coat Hooks	99109APCM	371	25"D Wksf Pkg
9886242B	483	E Vert Wire Mgr	99118	448	¾-Hgt BP
9886253B	483	E Vert Wire Mgr	99118EF	448	¾-Hgt BP
9886265B	483	E Vert Wire Mgr	99118EWP	448	¾-Hgt BP
9886265BB	483	E Vert Wire Mgr	99119	448	¾-Hgt BP
98862B	483	E Vert Wire Mgr	99119EF	448	¾-Hgt BP
98863	161, 341, 480	Ser 9000 Dx Cable Grom	99120	448	¾-Hgt BP
98864CC	378	Corner Wksf Pkg	99121	448	¾-Hgt BP
98865CC	378	Corner Wksf Pkg	99121EF	448	¾-Hgt BP
98867CC	378	Corner Wksf Pkg	99122	448	¾-Hgt BP
98898CC	378	Corner Wksf Pkg	99123	448	¾-Hgt BP
98PTP3	340	Pnl-Pnl Cnnctr	99157A	447	Clear-Access EP
98PTP4	340	Pnl-Pnl Cnnctr	99159A	447	Clear-Access EP
99001	446	End Panel	99161A	447	Clear-Access EP
99004ACCM	369	20"D Wksf Pkg	99162A	447	Clear-Access EP
99004ACPM	369	20"D Wksf Pkg	99163A	447	Clear-Access EP
99004AEFLM	441	20"D Wksf	99165A	447	Clear-Access EP
99004AM	441	20"D Wksf	99167A	447	Clear-Access EP
99004APCM	369	20"D Wksf Pkg	99168A	447	Clear-Access EP
99004BEWPM	441	20"D Wksf	99169	448	Full-Hgt BP
99005ACCM	369	20"D Wksf Pkg	99169EF	448	Full-Hgt BP
99005ACPM	369	20"D Wksf Pkg	99170	448	Full-Hgt BP
99005AEFLM	441	20"D Wksf	99171	448	Full-Hgt BP
99005AM	441	20"D Wksf	99171EF	448	Full-Hgt BP
99005APCM	369	20"D Wksf Pkg	99171EWP	448	Full-Hgt BP
99006ACCM	369	20"D Wksf Pkg	99172	448	Full-Hgt BP
99006ACPM	369	20"D Wksf Pkg	99172EF	448	Full-Hgt BP
99006AM	441	20"D Wksf	99173	448	Full-Hgt BP
99006APCM	369	20"D Wksf Pkg	99174	448	Full-Hgt BP
99052ACCM	375	30"D Wksf Pkg	99175	448	Full-Hgt BP
99052ACPM	375	30"D Wksf Pkg	99178	448	Full-Hgt BP
99052AMM	443	30"D Wksf	99183	448	¾-Hgt BP
99052APCM	375	30"D Wksf Pkg	99184	448	Full-Hgt BP
99101	446	End Panel	99201	446	End Panel
99102	446	End Panel	99202	446	End Panel
99107ACCM	371	25"D Wksf Pkg	99207	446	End Panel
99107ACLM	373	Mdlr Wksf Pkg	99208	446	End Panel
99107ACPM	371	25"D Wksf Pkg	99213ACCM	375	30"D Wksf Pkg
99107ACRM	373	Mdlr Wksf Pkg	99213ACLM	377	Mdlr Wksf Pkg
99107AEFLM	442	25"D Wksf	99213ACPM	375	30"D Wksf Pkg
99107AM	442	25"D Wksf	99213ACRM	377	Mdlr Wksf Pkg
99107APCM	371	25"D Wksf Pkg	99213AEFLMM	443	30"D Wksf
99107APLM	373	Mdlr Wksf Pkg	99213AMM	443	30"D Wksf
99107APRM	373	Mdlr Wksf Pkg	99213APCM	375	30"D Wksf Pkg
99107BEWPM	442	25"D Wksf	99213APLM	377	Mdlr Wksf Pkg
99108ACCM	371	25"D Wksf Pkg	99213APRM	377	Mdlr Wksf Pkg
99108ACPM	371	25"D Wksf Pkg	99214ACCM	375	30"D Wksf Pkg
99108AEFLM	442	25"D Wksf	99214ACPM	375	30"D Wksf Pkg
99108AM	442	25"D Wksf	99214AMM	443	30"D Wksf
99108APCM	371	25"D Wksf Pkg	99214APCM	375	30"D Wksf Pkg
99108APLM	373	Mdlr Wksf Pkg	99215AM	444	35"D Wksf

Style Number Index, continued

Style Number	Page	Description
99216AM	444	35"D Wksf
99217AM	444	35"D Wksf
99227	448	¾-Hgt BP
99228	448	¾-Hgt BP
99253AM	442	25"D Wksf
99258AM	444	35"D Wksf
99260ACCM	375	30"D Wksf Pkg
99260ACPM	375	30"D Wksf Pkg
99260AMM	443	30"D Wksf
99260APCM	375	30"D Wksf Pkg
99262ACCM	375	30"D Wksf Pkg
99262ACPM	375	30"D Wksf Pkg
99262AMM	443	30"D Wksf
99262APCM	375	30"D Wksf Pkg
99266ACCM	375	30"D Wksf Pkg
99266ACLM	377	Mdlr Wksf Pkg
99266ACPM	375	30"D Wksf Pkg
99266ACRM	377	Mdlr Wksf Pkg
99266AEFLMM	443	30"D Wksf
99266AMM	443	30"D Wksf
99266APCM	375	30"D Wksf Pkg
99266APLM	377	Mdlr Wksf Pkg
99266APRM	377	Mdlr Wksf Pkg
99266BEWPMM	443	30"D Wksf
99268ACCM	375	30"D Wksf Pkg
99268ACLM	377	Mdlr Wksf Pkg
99268ACPM	375	30"D Wksf Pkg
99268ACRM	377	Mdlr Wksf Pkg
99268AEFLM	443	30"D Wksf
99268AM	443	30"D Wksf
99268APCM	375	30"D Wksf Pkg
99268APLM	377	Mdlr Wksf Pkg
99268APRM	377	Mdlr Wksf Pkg
99365	449	Bridge/Bracket
99365A	449	Bracket
99366	449	Bridge/Bracket
99366A	449	Bracket
99367	449	Bridge/Bracket
99367A	449	Bracket
99376	449	Bracket
99377	449	Bracket
99388	450	Bracket
99389	450	Bracket
99390	450	Bracket
99409	430	Center Drawer
99493	480	Svc Mdl Receipt
99988CC	379	Mdlr Cnr Wksf Pkg
99989CC	379	Mdlr Cnr Wksf Pkg
99990CC	379	Mdlr Cnr Wksf Pkg
99991CC	379	Mdlr Cnr Wksf Pkg
99992CC	379	Mdlr Cnr Wksf Pkg
99992RCC	380	Mdlr Cnr Wksf Pkg
99993CC	379	Mdlr Cnr Wksf Pkg
99994	427	Corner Wksf
99994R	427	Corner Wksf

Style Number	Page	Description
99995	427	Corner Wksf
99996	427	Corner Wksf
99996R	427	Corner Wksf
999CHT	478	Wire Clips
9AB34	330	Wall-Atch Brkt
9AB42	330	Wall-Atch Brkt
9AB53	330	Wall-Atch Brkt
9AB61	330	Wall-Atch Brkt
9AB65	330	Wall-Atch Brkt
9AB75	330	Wall-Atch Brkt
9BF4234	327	E Back Filler
9BF5334	327	E Back Filler
9BF5342	327	E Back Filler
9BF6134	327	E Back Filler
9BF6142	327	E Back Filler
9BF6153	327	E Back Filler
9BF6534	327	E Back Filler
9BF6542	327	E Back Filler
9BF6553	327	E Back Filler
9BF6561	327	E Back Filler
9BF7534	327	E Back Filler
9BF7542	327	E Back Filler
9BF7553	327	E Back Filler
9BF7561	327	E Back Filler
9BF7565	327	E Back Filler
9CSP	363	Univ Sys Support Panel
9ECL	470	Cantilever
9ECR	470	Cantilever
9EP25	470	Opt End Panel
9EP30	470	Opt End Panel
9ERF34	323	E EOR Filler
9ERF42	323	E EOR Filler
9ERF53	323	E EOR Filler
9ERF61	323	E EOR Filler
9ERF65	323	E EOR Filler
9ERF75	323	E EOR Filler
9FF65DRA	329	E Panel Door
9FF65DRB	329	E Panel Door
9FF75DRA	329	E Panel Door
9FF75DRB	329	E Panel Door
9FG5320	317	E Transp Pnl
9FG5325	317	E Transp Pnl
9FG5330	317	E Transp Pnl
9FG5335	317	E Transp Pnl
9FG5336	317	E Transp Pnl
9FG5342	317	E Transp Pnl
9FG5345	317	E Transp Pnl
9FG6520	317	E Transp Pnl
9FG6525	317	E Transp Pnl
9FG6530	317	E Transp Pnl
9FG6535	317	E Transp Pnl
9FG6536	317	E Transp Pnl
9FG6542	317	E Transp Pnl
9FG6545	317	E Transp Pnl
9FG7520	317	E Transp Pnl

Style Number	Page	Description	Style Number	Page	Description
9FG7525	317	E Transp Pnl	9HG7535	317	E Transp Pnl
9FG7530	317	E Transp Pnl	9HG7536	317	E Transp Pnl
9FG7535	317	E Transp Pnl	9HG7542	317	E Transp Pnl
9FG7536	317	E Transp Pnl	9HG7545	317	E Transp Pnl
9FG7542	317	E Transp Pnl	9L34	324	E L-Config Flr Pkg
9FG7545	317	E Transp Pnl	9L42	324	E L-Config Flr Pkg
9GS1020	314	Glass Pnl Stacker	9L53	324	E L-Config Flr Pkg
9GS1025	314	Glass Pnl Stacker	9L61	324	E L-Config Flr Pkg
9GS1030	314	Glass Pnl Stacker	9L65	324	E L-Config Flr Pkg
9GS1035	314	Glass Pnl Stacker	9L75	324	E L-Config Flr Pkg
9GS1036	314	Glass Pnl Stacker	9LPBC	340	E L-Base Cvr
9GS1042	314	Glass Pnl Stacker	9LW34	324	E L-Config Flr Pkg
9GS1045	314	Glass Pnl Stacker	9LW42	324	E L-Config Flr Pkg
9GS1060	314	Glass Pnl Stacker	9LW53	324	E L-Config Flr Pkg
9GS1120	314	Glass Pnl Stacker	9LW61	324	E L-Config Flr Pkg
9GS1125	314	Glass Pnl Stacker	9LW65	324	E L-Config Flr Pkg
9GS1130	314	Glass Pnl Stacker	9LW75	324	E L-Config Flr Pkg
9GS1135	314	Glass Pnl Stacker	9MER34	320	E EOR Trim
9GS1136	314	Glass Pnl Stacker	9MER42	320	E EOR Trim
9GS1142	314	Glass Pnl Stacker	9MER53	320	E EOR Trim
9GS1145	314	Glass Pnl Stacker	9MER61	320	E EOR Trim
9GS1160	314	Glass Pnl Stacker	9MER65	320	E EOR Trim
9GS1220	315	Glass Pnl Stacker	9MER75	320	E EOR Trim
9GS1225	315	Glass Pnl Stacker	9MPC34	338	E Cable Pole
9GS1230	315	Glass Pnl Stacker	9MPC34P3	338	E Pwr Pole
9GS1235	315	Glass Pnl Stacker	9MPC34P4	338	E Pwr Pole
9GS1236	315	Glass Pnl Stacker	9MPC42	338	E Cable Pole
9GS1242	315	Glass Pnl Stacker	9MPC42P3	338	E Pwr Pole
9GS1245	315	Glass Pnl Stacker	9MPC42P4	338	E Pwr Pole
9GS1260	315	Glass Pnl Stacker	9MPC53	338	E Cable Pole
9GS2320	315	Glass Pnl Stacker	9MPC53P3	338	E Pwr Pole
9GS2325	315	Glass Pnl Stacker	9MPC53P4	338	E Pwr Pole
9GS2330	315	Glass Pnl Stacker	9MPC61	338	E Cable Pole
9GS2335	315	Glass Pnl Stacker	9MPC61P3	338	E Pwr Pole
9GS2336	315	Glass Pnl Stacker	9MPC61P4	338	E Pwr Pole
9GS2342	315	Glass Pnl Stacker	9MPC65	338	E Cable Pole
9GS2345	315	Glass Pnl Stacker	9MPC65P3	338	E Pwr Pole
9GS2360	315	Glass Pnl Stacker	9MPC65P4	338	E Pwr Pole
9HG5320	317	E Transp Pnl	9MPC75	338	E Cable Pole
9HG5325	317	E Transp Pnl	9MPC75P3	338	E Pwr Pole
9HG5330	317	E Transp Pnl	9MPC75P4	338	E Pwr Pole
9HG5335	317	E Transp Pnl	9RT2820	319	Tack Acst Skin
9HG5336	317	E Transp Pnl	9RT2825	319	Tack Acst Skin
9HG5342	317	E Transp Pnl	9RT2830	319	Tack Acst Skin
9HG5345	317	E Transp Pnl	9RT2835	319	Tack Acst Skin
9HG6520	317	E Transp Pnl	9RT2836	319	Tack Acst Skin
9HG6525	317	E Transp Pnl	9RT2842	319	Tack Acst Skin
9HG6530	317	E Transp Pnl	9RT2845	319	Tack Acst Skin
9HG6535	317	E Transp Pnl	9RT3420	319	Tack Acst Skin
9HG6536	317	E Transp Pnl	9RT3425	319	Tack Acst Skin
9HG6542	317	E Transp Pnl	9RT3430	319	Tack Acst Skin
9HG6545	317	E Transp Pnl	9RT3435	319	Tack Acst Skin
9HG7520	317	E Transp Pnl	9RT3442	319	Tack Acst Skin
9HG7525	317	E Transp Pnl	9RT3445	319	Tack Acst Skin
9HG7530	317	E Transp Pnl	9RT4220	319	Tack Acst Skin

Style Number Index, continued

Style Number	Page	Description
9RT4225	319	Tack Acst Skin
9RT4230	319	Tack Acst Skin
9RT4235	319	Tack Acst Skin
9RT4236	319	Tack Acst Skin
9RT4242	319	Tack Acst Skin
9RT4245	319	Tack Acst Skin
9RT4260	319	Tack Acst Skin
9RT5320	319	Tack Acst Skin
9RT5325	319	Tack Acst Skin
9RT5330	319	Tack Acst Skin
9RT5335	319	Tack Acst Skin
9RT5336	319	Tack Acst Skin
9RT5342	319	Tack Acst Skin
9RT5345	319	Tack Acst Skin
9RT5360	319	Tack Acst Skin
9RT6120	319	Tack Acst Skin
9RT6125	319	Tack Acst Skin
9RT6130	319	Tack Acst Skin
9RT6135	319	Tack Acst Skin
9RT6136	319	Tack Acst Skin
9RT6142	319	Tack Acst Skin
9RT6145	319	Tack Acst Skin
9RT6160	319	Tack Acst Skin
9RT6520	319	Tack Acst Skin
9RT6525	319	Tack Acst Skin
9RT6530	319	Tack Acst Skin
9RT6535	319	Tack Acst Skin
9RT6536	319	Tack Acst Skin
9RT6542	319	Tack Acst Skin
9RT6545	319	Tack Acst Skin
9RT6560	319	Tack Acst Skin
9RT7520	319	Tack Acst Skin
9RT7525	319	Tack Acst Skin
9RT7530	319	Tack Acst Skin
9RT7535	319	Tack Acst Skin
9RT7536	319	Tack Acst Skin
9RT7542	319	Tack Acst Skin
9RT7545	319	Tack Acst Skin
9SC	470	Shared Cantilever
9SM45	436	Service Module Package
9SM60	436	Service Module Package
9SM70	436	Service Module Package
9SM75	436	Service Module Package
9SMCM	437, 479	Service Module Cable Manager
9SSB	470	Side Support Brkts
9T34	325	E T-Config Flr Pkg
9T42	325	E T-Config Flr Pkg
9T53	325	E T-Config Flr Pkg
9T61	325	E T-Config Flr Pkg
9T65	325	E T-Config Flr Pkg
9T75	325	E T-Config Flr Pkg
9TG5320	317	E Transp Pnl
9TG5325	317	E Transp Pnl
9TG5330	317	E Transp Pnl
9TG5335	317	E Transp Pnl

Style Number	Page	Description
9TG5336	317	E Transp Pnl
9TG5342	317	E Transp Pnl
9TG5345	317	E Transp Pnl
9TG6520	317	E Transp Pnl
9TG6525	317	E Transp Pnl
9TG6530	317	E Transp Pnl
9TG6535	317	E Transp Pnl
9TG6536	317	E Transp Pnl
9TG6542	317	E Transp Pnl
9TG6545	317	E Transp Pnl
9TG7520	317	E Transp Pnl
9TG7525	317	E Transp Pnl
9TG7530	317	E Transp Pnl
9TG7535	317	E Transp Pnl
9TG7536	317	E Transp Pnl
9TG7542	317	E Transp Pnl
9TG7545	317	E Transp Pnl
9TPBC	340	E T-Base Cvr
9TS1020	312	Tack Fabric Pnl Stacker
9TS1025	312	Tack Fabric Pnl Stacker
9TS1030	312	Tack Fabric Pnl Stacker
9TS1035	312	Tack Fabric Pnl Stacker
9TS1036	312	Tack Fabric Pnl Stacker
9TS1042	312	Tack Fabric Pnl Stacker
9TS1045	312	Tack Fabric Pnl Stacker
9TS1060	312	Tack Fabric Pnl Stacker
9TS1120	312	Tack Fabric Pnl Stacker
9TS1125	312	Tack Fabric Pnl Stacker
9TS1130	312	Tack Fabric Pnl Stacker
9TS1135	312	Tack Fabric Pnl Stacker
9TS1136	312	Tack Fabric Pnl Stacker
9TS1142	312	Tack Fabric Pnl Stacker
9TS1145	312	Tack Fabric Pnl Stacker
9TS1160	312	Tack Fabric Pnl Stacker
9TS1220	313	Tack Fabric Pnl Stacker
9TS1225	313	Tack Fabric Pnl Stacker
9TS1230	313	Tack Fabric Pnl Stacker
9TS1235	313	Tack Fabric Pnl Stacker
9TS1236	313	Tack Fabric Pnl Stacker
9TS1242	313	Tack Fabric Pnl Stacker
9TS1245	313	Tack Fabric Pnl Stacker
9TS1260	313	Tack Fabric Pnl Stacker
9TS2320	313	Tack Fabric Pnl Stacker
9TS2325	313	Tack Fabric Pnl Stacker
9TS2330	313	Tack Fabric Pnl Stacker
9TS2335	313	Tack Fabric Pnl Stacker
9TS2336	313	Tack Fabric Pnl Stacker
9TS2342	313	Tack Fabric Pnl Stacker
9TS2345	313	Tack Fabric Pnl Stacker
9TS2360	313	Tack Fabric Pnl Stacker
9TT2515	382	Transact Wksf
9TT3015	382	Transact Wksf
9TT3420	311	E Tackable Acoustical Panel
9TT3425	311	E Tackable Acoustical Panel
9TT3430	311	E Tackable Acoustical Panel



Style Number	Page	Description	Style Number	Page	Description
9TT3435	311	E Tackable Acoustical Panel	9U224	432	C Fixed Ped
9TT3442	311	E Tackable Acoustical Panel	9U224MH	435	Mobile Ped
9TT3445	311	E Tackable Acoustical Panel	9U230	431	C Fixed Ped
9TT3515	382	Transact Wksf	9U239	438	Ped Adptr Pkg
9TT3615	382	Transact Wksf	9U872	431	C Fixed Ped
9TT4215	382	Transact Wksf	9U881	432	C Fixed Ped
9TT4220	311	E Tackable Acoustical Panel	9U893	432	C Fixed Ped
9TT4225	311	E Tackable Acoustical Panel	9U947	432	C Fixed Ped
9TT4230	311	E Tackable Acoustical Panel	9U948	432	C Fixed Ped
9TT4235	311	E Tackable Acoustical Panel	9UBBF25L	472	Options Ped
9TT4236	311	E Tackable Acoustical Panel	9UBBF30L	472	Options Ped
9TT4242	311	E Tackable Acoustical Panel	9UCANT	363	Univ Sys Cantilever
9TT4245	311	E Tackable Acoustical Panel	9UCC1122	352	Univ Sys Cor Wksf, Curved Front
9TT4260	311	E Tackable Acoustical Panel	9UCC1155	352	Univ Sys Cor Wksf, Curved Front
9TT4515	382	Transact Wksf	9UCC2200	352	Univ Sys Cor Wksf, Curved Front
9TT5320	311	E Tackable Acoustical Panel	9UCC2222	352	Univ Sys Cor Wksf, Curved Front
9TT5325	311	E Tackable Acoustical Panel	9UCC2255	352	Univ Sys Cor Wksf, Curved Front
9TT5330	311	E Tackable Acoustical Panel	9UCC2266	352	Univ Sys Cor Wksf, Curved Front
9TT5335	311	E Tackable Acoustical Panel	9UCC3322	352	Univ Sys Cor Wksf, Curved Front
9TT5336	311	E Tackable Acoustical Panel	9UCC3355	352	Univ Sys Cor Wksf, Curved Front
9TT5342	311	E Tackable Acoustical Panel	9UEC2202L	354	Univ Sys Ext Cor Wksf, Curved Front
9TT5345	311	E Tackable Acoustical Panel	9UEC2205L	354	Univ Sys Ext Cor Wksf, Curved Front
9TT5360	311	E Tackable Acoustical Panel	9UEC2220R	355	Univ Sys Ext Cor Wksf, Curved Front
9TT6015	382	Transact Wksf	9UEC2225R	355	Univ Sys Ext Cor Wksf, Curved Front
9TT6120	311	E Tackable Acoustical Panel	9UEC2240R	355	Univ Sys Ext Cor Wksf, Curved Front
9TT6125	311	E Tackable Acoustical Panel	9UEC2247R	355	Univ Sys Ext Cor Wksf, Curved Front
9TT6130	311	E Tackable Acoustical Panel	9UEC2250R	355	Univ Sys Ext Cor Wksf, Curved Front
9TT6135	311	E Tackable Acoustical Panel	9UEC2252L	354	Univ Sys Ext Cor Wksf, Curved Front
9TT6136	311	E Tackable Acoustical Panel	9UEC2255L	354	Univ Sys Ext Cor Wksf, Curved Front
9TT6142	311	E Tackable Acoustical Panel	9UEC2255R	355	Univ Sys Ext Cor Wksf, Curved Front
9TT6145	311	E Tackable Acoustical Panel	9UEC2274L	354	Univ Sys Ext Cor Wksf, Curved Front
9TT6160	311	E Tackable Acoustical Panel	9UEC2275L	354	Univ Sys Ext Cor Wksf, Curved Front
9TT6520	311	E Tackable Acoustical Panel	9UEC3302L	354	Univ Sys Ext Cor Wksf, Curved Front
9TT6525	311	E Tackable Acoustical Panel	9UEC3305L	354	Univ Sys Ext Cor Wksf, Curved Front
9TT6530	311	E Tackable Acoustical Panel	9UEC3320R	355	Univ Sys Ext Cor Wksf, Curved Front
9TT6535	311	E Tackable Acoustical Panel	9UEC3325R	355	Univ Sys Ext Cor Wksf, Curved Front
9TT6536	311	E Tackable Acoustical Panel	9UEC3340R	355	Univ Sys Ext Cor Wksf, Curved Front
9TT6542	311	E Tackable Acoustical Panel	9UEC3347R	355	Univ Sys Ext Cor Wksf, Curved Front
9TT6545	311	E Tackable Acoustical Panel	9UEC3350R	355	Univ Sys Ext Cor Wksf, Curved Front
9TT6560	311	E Tackable Acoustical Panel	9UEC3352L	354	Univ Sys Ext Cor Wksf, Curved Front
9TT7015	382	Transact Wksf	9UEC3355L	354	Univ Sys Ext Cor Wksf, Curved Front
9TT7520	311	E Tackable Acoustical Panel	9UEC3355R	355	Univ Sys Ext Cor Wksf, Curved Front
9TT7525	311	E Tackable Acoustical Panel	9UEC3372L	354	Univ Sys Ext Cor Wksf, Curved Front
9TT7530	311	E Tackable Acoustical Panel	9UEC3374L	354	Univ Sys Ext Cor Wksf, Curved Front
9TT7535	311	E Tackable Acoustical Panel	9UFF25L	472	Options Ped
9TT7536	311	E Tackable Acoustical Panel	9UFF30L	472	Options Ped
9TT7542	311	E Tackable Acoustical Panel	9UJC2352R	359	Univ Sys Jetty Wksf, Curved Front
9TT7545	311	E Tackable Acoustical Panel	9UJC2356R	359	Univ Sys Jetty Wksf, Curved Front
9TW34	325	E T-Config Flr Pkg	9UJC2358R	359	Univ Sys Jetty Wksf, Curved Front
9TW42	325	E T-Config Flr Pkg	9UJC3225L	359	Univ Sys Jetty Wksf, Curved Front
9U111	431	C Fixed Ped	9UJC3265L	359	Univ Sys Jetty Wksf, Curved Front
9U111MH	435	Mobile Ped	9UJC3285L	359	Univ Sys Jetty Wksf, Curved Front
9U111MHC	435	Mobile Ped	9UJC3325L	359	Univ Sys Jetty Wksf, Curved Front
9U223	432	C Fixed Ped	9UJC3352R	359	Univ Sys Jetty Wksf, Curved Front
9U223MH	435	Mobile Ped	9UJC3356R	359	Univ Sys Jetty Wksf, Curved Front

Style Number Index, continued

Style Number	Page	Description
9UJC3358R	359	Univ Sys Jetty Wksf, Curved Front
9UJC3365L	359	Univ Sys Jetty Wksf, Curved Front
9UJC3385L	359	Univ Sys Jetty Wksf, Curved Front
9ULC2727	361	Univ Sys Linking Wksf, Crvd Frnt
9UPAC2748	358	Univ Sys Ang Penin Wksf, Crvd Front
9US1825	349	Univ Sys Straight Wksf
9US1830	349	Univ Sys Straight Wksf
9US1835	349	Univ Sys Straight Wksf
9US1836	349	Univ Sys Straight Wksf
9US1842	349	Univ Sys Straight Wksf
9US1845	349	Univ Sys Straight Wksf
9US1860	349	Univ Sys Straight Wksf
9US2525	349	Univ Sys Straight Wksf
9US2530	349	Univ Sys Straight Wksf
9US2535	349	Univ Sys Straight Wksf
9US2536	349	Univ Sys Straight Wksf
9US2542	349	Univ Sys Straight Wksf
9US2545	349	Univ Sys Straight Wksf
9US2560	349	Univ Sys Straight Wksf
9US2565	349	Univ Sys Straight Wksf
9US2566	349	Univ Sys Straight Wksf
9US2570	349	Univ Sys Straight Wksf
9US2575	349	Univ Sys Straight Wksf
9US3025	349	Univ Sys Straight Wksf
9US3030	349	Univ Sys Straight Wksf
9US3035	349	Univ Sys Straight Wksf
9US3036	349	Univ Sys Straight Wksf
9US3042	349	Univ Sys Straight Wksf
9US3045	349	Univ Sys Straight Wksf
9US3060	349	Univ Sys Straight Wksf
9US3065	349	Univ Sys Straight Wksf
9US3066	349	Univ Sys Straight Wksf
9US3070	349	Univ Sys Straight Wksf
9US3075	349	Univ Sys Straight Wksf
9USPC52	356	Univ Sys Spanner Wksf
9UT1236R	351	Univ Sys Transition Wksf
9UT1242R	351	Univ Sys Transition Wksf
9UT1245R	351	Univ Sys Transition Wksf
9UT1260R	351	Univ Sys Transition Wksf
9UT2136L	350	Univ Sys Transition Wksf
9UT2142L	350	Univ Sys Transition Wksf
9UT2145L	350	Univ Sys Transition Wksf
9UT2160L	350	Univ Sys Transition Wksf
9UT2336R	351	Univ Sys Transition Wksf
9UT2342R	351	Univ Sys Transition Wksf
9UT2345R	351	Univ Sys Transition Wksf
9UT2360R	351	Univ Sys Transition Wksf
9UT3236L	350	Univ Sys Transition Wksf
9UT3242L	350	Univ Sys Transition Wksf
9UT3245L	350	Univ Sys Transition Wksf
9UT3260L	350	Univ Sys Transition Wksf
9UTR1630	362	Univ Sys Transaction Wksf
9UTR1635	362	Univ Sys Transaction Wksf
9UTR1636	362	Univ Sys Transaction Wksf
9UTR1642	362	Univ Sys Transaction Wksf

Style Number	Page	Description
9UTR1645	362	Univ Sys Transaction Wksf
9UTR1648	362	Univ Sys Transaction Wksf
9UTR1660	362	Univ Sys Transaction Wksf
9UVC2525L	361	Univ Sys Visitor Wksf, Crvd Frnt
9UVC2525R	361	Univ Sys Visitor Wksf, Crvd Frnt
9UVC2530L	361	Univ Sys Visitor Wksf, Crvd Frnt
9UVC2530R	361	Univ Sys Visitor Wksf, Crvd Frnt
9UVC2535L	361	Univ Sys Visitor Wksf, Crvd Frnt
9UVC2535R	361	Univ Sys Visitor Wksf, Crvd Frnt
9UVC2536L	361	Univ Sys Visitor Wksf, Crvd Frnt
9UVC2536R	361	Univ Sys Visitor Wksf, Crvd Frnt
9UVC2542L	361	Univ Sys Visitor Wksf, Crvd Frnt
9UVC2542R	361	Univ Sys Visitor Wksf, Crvd Frnt
9UVC2545L	361	Univ Sys Visitor Wksf, Crvd Frnt
9UVC2545R	361	Univ Sys Visitor Wksf, Crvd Frnt
9UVC3030L	361	Univ Sys Visitor Wksf, Crvd Frnt
9UVC3030R	361	Univ Sys Visitor Wksf, Crvd Frnt
9UVC3035L	361	Univ Sys Visitor Wksf, Crvd Frnt
9UVC3035R	361	Univ Sys Visitor Wksf, Crvd Frnt
9UVC3036L	361	Univ Sys Visitor Wksf, Crvd Frnt
9UVC3036R	361	Univ Sys Visitor Wksf, Crvd Frnt
9UVC3042L	361	Univ Sys Visitor Wksf, Crvd Frnt
9UVC3042R	361	Univ Sys Visitor Wksf, Crvd Frnt
9UVC3045L	361	Univ Sys Visitor Wksf, Crvd Frnt
9UVC3045R	361	Univ Sys Visitor Wksf, Crvd Frnt
9WA2242	460	Opt Adj Wksf
9WA2245	460	Opt Adj Wksf
9WC2242	458	Opt Corner Wksf
9WC2245	458	Opt Corner Wksf
9WC2345	458	Opt Corner Wksf
9WC3245	458	Opt Corner Wksf
9WC3342	458	Opt Corner Wksf
9WC3345	458	Opt Corner Wksf
9WCC2245	459	Opt Corner Wksf with Cutout
9WCDRW	471	Wood Center Drawer
9WCH4234	322	E In-Line COH Trim
9WCH5334	322	E In-Line COH Trim
9WCH5342	322	E In-Line COH Trim
9WCH6134	322	E In-Line COH Trim
9WCH6142	322	E In-Line COH Trim
9WCH6153	322	E In-Line COH Trim
9WCH6534	322	E In-Line COH Trim
9WCH6542	322	E In-Line COH Trim
9WCH6553	322	E In-Line COH Trim
9WCH6561	322	E In-Line COH Trim
9WCH7534	322	E In-Line COH Trim
9WCH7542	322	E In-Line COH Trim
9WCH7553	322	E In-Line COH Trim
9WCH7561	322	E In-Line COH Trim
9WCH7565	322	E In-Line COH Trim
9WCL224260	462	Opt Ext Cor Wksf
9WCL224270	462	Opt Ext Cor Wksf
9WCL224275	462	Opt Ext Cor Wksf
9WCL224560	462	Opt Ext Cor Wksf
9WCL224570	462	Opt Ext Cor Wksf

Style Number	Page	Description	Style Number	Page	Description
9WCL224575	462	Opt Ext Cor Wksf	9WS266	465	Opt Straight Wksf
9WCL234560	462	Opt Ext Cor Wksf	9WS270	465	Opt Straight Wksf
9WCL234570	462	Opt Ext Cor Wksf	9WS275	465	Opt Straight Wksf
9WCL324560	462	Opt Ext Cor Wksf	9WS325	465	Opt Straight Wksf
9WCL324570	462	Opt Ext Cor Wksf	9WS330	465	Opt Straight Wksf
9WCL334260	462	Opt Ext Cor Wksf	9WS335	465	Opt Straight Wksf
9WCL334270	462	Opt Ext Cor Wksf	9WS336	465	Opt Straight Wksf
9WCL334275	462	Opt Ext Cor Wksf	9WS342	465	Opt Straight Wksf
9WCL334560	462	Opt Ext Cor Wksf	9WS345	465	Opt Straight Wksf
9WCL334570	462	Opt Ext Cor Wksf	9WS360	465	Opt Straight Wksf
9WCL334575	462	Opt Ext Cor Wksf	9WS365	465	Opt Straight Wksf
9WCR224260	463	Opt Ext Cor Wksf	9WS366	465	Opt Straight Wksf
9WCR224270	463	Opt Ext Cor Wksf	9WS370	465	Opt Straight Wksf
9WCR224275	463	Opt Ext Cor Wksf	9WS375	465	Opt Straight Wksf
9WCR224560	463	Opt Ext Cor Wksf	9WSP3052	469	Opt Spanner Wksf
9WCR224570	463	Opt Ext Cor Wksf	9WSP3062	469	Opt Spanner Wksf
9WCR224575	463	Opt Ext Cor Wksf	9WVL225	468	Opt Visitor Wksf
9WCR234560	463	Opt Ext Cor Wksf	9WVL230	468	Opt Visitor Wksf
9WCR234570	463	Opt Ext Cor Wksf	9WVL235	468	S9 OP Visitor Wksf
9WCR234560	463	Opt Ext Cor Wksf	9WVL236	468	S9 OP Visitor Wksf
9WCR234570	463	Opt Ext Cor Wksf	9WVL330	468	S9 OP Visitor Wksf
9WCR324560	463	Opt Ext Cor Wksf	9WVR225	468	S9 OP Visitor Wksf
9WCR324570	463	Opt Ext Cor Wksf	9WVR230	468	Opt Visitor Wksf
9WCR334260	463	Opt Ext Cor Wksf	9WVR235	468	Opt Visitor Wksf
9WCR334275	463	Opt Ext Cor Wksf	9WVR236	468	Opt Visitor Wksf
9WCR334560	463	Opt Ext Cor Wksf	9WVR330	468	Opt Visitor Wksf
9WCR334570	463	Opt Ext Cor Wksf	9XCAP	328	E Top Cap
9WCR334575	463	Opt Ext Cor Wksf	9XF4234	326	E X-Config Flr Pkg
9WEL24590	467	Opt Entrprs Wksf	9XF5334	326	E X-Config Flr Pkg
9WER24590	467	Opt Entrprs Wksf	9XF5342	326	E X-Config Flr Pkg
9WER34	321	E Wood EOR Trim	9XF6134	326	E X-Config Flr Pkg
9WER42	321	E Wood EOR Trim	9XF6142	326	E X-Config Flr Pkg
9WER53	321	E Wood EOR Trim	9XF6153	326	E X-Config Flr Pkg
9WER61	321	E Wood EOR Trim	9XF6534	326	E X-Config Flr Pkg
9WER65	321	E Wood EOR Trim	9XF6542	326	E X-Config Flr Pkg
9WER75	321	E Wood EOR Trim	9XF6553	326	E X-Config Flr Pkg
9WERFF34	321	E Wood EOR Trim	9XF6561	326	E X-Config Flr Pkg
9WERFF42	321	E Wood EOR Trim	9XF7534	326	E X-Config Flr Pkg
9WERFF53	321	E Wood EOR Trim	9XF7542	326	E X-Config Flr Pkg
9WERFF61	321	E Wood EOR Trim	9XF7553	326	E X-Config Flr Pkg
9WERFF65	321	E Wood EOR Trim	9XF7561	326	E X-Config Flr Pkg
9WERFF75	321	E Wood EOR Trim	9XF7565	326	E X-Config Flr Pkg
9WJL224575	466	Opt Jetty Wksf	AABX0000X2	523	Ellipse Support
9WJL234575	466	Opt Jetty Wksf	AAES0000X1	526	Ellipse Pwr Beam Recept
9WJL334575	466	Opt Jetty Wksf	AASX1230L8	525	Ellipse Transaction Top
9WJR224575	466	Opt Jetty Wksf	AASX1236L9	525	Ellipse Transaction Top
9WJR234575	466	Opt Jetty Wksf	AASX1242L0	525	Ellipse Transaction Top
9WJR334575	466	Opt Jetty Wksf	AASX1248L1	525	Ellipse Transaction Top
9WS225	465	Opt Straight Wksf	AASX1254L2	525	Ellipse Transaction Top
9WS230	465	Opt Straight Wksf	AASX1260L1	525	Ellipse Transaction Top
9WS235	465	Opt Straight Wksf	AASX1272L0	525	Ellipse Transaction Top
9WS236	465	Opt Straight Wksf	AATX3012X5	524	Ellipse Screen
9WS242	465	Opt Straight Wksf	AATX3022X6	524	Ellipse Screen
9WS245	465	Opt Straight Wksf	AATX3612X1	524	Ellipse Screen
9WS260	465	Opt Straight Wksf	AATX3622X2	524	Ellipse Screen
9WS265	465	Opt Straight Wksf			

Style Number Index, continued

Style Number	Page	Description
AATX4212X4	524	Ellipse Screen
AATX4222X5	524	Ellipse Screen
AATX4812X0	524	Ellipse Screen
AATX4822X1	524	Ellipse Screen
AATX5412X3	524	Ellipse Screen
AATX5422X4	524	Ellipse Screen
AATX6012X6	524	Ellipse Screen
AATX6022X7	524	Ellipse Screen
AATX6612X2	524	Ellipse Screen
AATX6622X3	524	Ellipse Screen
AATX7212X2	524	Ellipse Screen
AATX7222X3	524	Ellipse Screen
ADBB42	515	Ellipse Desk
ADBB48	515	Ellipse Desk
ADBB54	515	Ellipse Desk
ADBB60	515	Ellipse Desk
ADBB72	515	Ellipse Desk
ADCP2442L0	519	Ellipse Corner Desk
ADCP2448L1	519	Ellipse Corner Desk
ADCP3042L2	519	Ellipse Corner Desk
ADCP3048L3	519	Ellipse Corner Desk
ADXM2430L8	511	Ellipse Desk
ADXM2436L0	511	Ellipse Desk
ADXM2442L5	511	Ellipse Desk
ADXM2448L7	511	Ellipse Desk
ADXM2460L7	511	Ellipse Desk
ADXM2466L5	511	Ellipse Desk
ADXM2472L4	511	Ellipse Desk
ADXM3030L1	513	Ellipse Desk
ADXM3036L3	513	Ellipse Desk
ADXM3042L8	513	Ellipse Desk
ADXM3048L0	513	Ellipse Desk
ADXM3054L5	513	Ellipse Desk
ADXM3060L0	513	Ellipse Desk
ADXM3066L8	513	Ellipse Desk
ADXM3072L7	513	Ellipse Desk
ADXM3660L6	517	Ellipse Desk
ADXM3672L3	517	Ellipse Desk
ADXP2430L7	510	Ellipse Desk
ADXP2436L9	510	Ellipse Desk
ADXP2442L4	510	Ellipse Desk
ADXP2448L6	510	Ellipse Desk
ADXP2460L6	510	Ellipse Desk
ADXP2466L3	510	Ellipse Desk
ADXP2472L3	510	Ellipse Desk
ADXP3030L0	513	Ellipse Desk
ADXP3036L2	513	Ellipse Desk
ADXP3042L7	513	Ellipse Desk
ADXP3048L9	513	Ellipse Desk
ADXP3054L4	513	Ellipse Desk
ADXP3060L9	513	Ellipse Desk
ADXP3066L6	513	Ellipse Desk
ADXP3072L6	513	Ellipse Desk
ADXP3660L5	516	Ellipse Desk
ADXP3672L2	516	Ellipse Desk

Style Number	Page	Description
AJHM3090L2	521	Ellipse Triang Junct Top
AJHP3090L1	521	Ellipse Triang Junct Top
AJHS3090L0	521	Ellipse Triang Junct Top
AJRM2390L1	520	Ellipse Radius Junct Top
AJRM3090L5	520	Ellipse Radius Junct Top
AJRM3290L7	520	Ellipse Radius Junct Top
AJRP2390L0	520	Ellipse Radius Junct Top
AJRP3090L4	520	Ellipse Radius Junct Top
AJRP3290L6	520	Ellipse Radius Junct Top
AJRS2390L9	520	Ellipse Radius Junct Top
AJRS3090L3	520	Ellipse Radius Junct Top
AJRS3290L5	520	Ellipse Radius Junct Top
AJTP3090L6	521	Ellipse Triang Junct Top
AJTS3090L5	521	Ellipse Triang Junct Top
ARAL2430L0	518	Ellipse Return
ARAL2436L2	518	Ellipse Return
ARAL2442L7	518	Ellipse Return
ARAL2448L9	518	Ellipse Return
ARAL2460L9	518	Ellipse Return
ARAR2430L8	518	Ellipse Return
ARAR2436L0	518	Ellipse Return
ARAR2442L5	518	Ellipse Return
ARAR2448L7	518	Ellipse Return
ARAR2460L7	518	Ellipse Return
ARFS0024X1	526	Ellipse Return Filler
ARFS0030X1	526	Ellipse Return Filler
ARFS0036X1	526	Ellipse Return Filler
ASHC1921X1	249, 430, 471, 526	Plastic Drawer
ATCL3036L1	522	Ellipse Corner Cnf Table
ATCR3036L9	522	Ellipse Corner Cnf Table
ATML3036L5	522	Ellipse Corner Cnf Table
ATMR3036L3	522	Ellipse Corner Cnf Table
BC	214	AV Tri-Shaped Cantilever
BEP24	216	AV End Panel
BEP30	216	AV End Panel
BPSSWPL	437, 479	Pwr and Data Stp w/Cord
BSC	214	AV Tri-Shaped Shared Cantilever
BUF24BBFL	256	AV Fixed Ped
BUF24FFL	256	AV Fixed Ped
BUF30BBFL	256	AV Fixed Ped
BUF30FFL	256	AV Fixed Ped
BUMPF24BFL	259	AV Mobile Ped
BUPF24BFL	257	AV Wksf-Supported Ped
BUPF30BFL	257	AV Wksf-Supported Ped
CGGC12	164, 333	Gripper Glide Caps
ERFM41	154	AV End-of-Run Filler
ERFM53	154	AV End-of-Run Filler
ERFM65	154	AV End-of-Run Filler
ERFM80	154	AV End-of-Run Filler
FCD20	249	AV Center Drawer
FPW318	160	AV Powerway
FPW324	160	AV Powerway
FPW330	160	AV Powerway
FPW336	160	AV Powerway

Style Number	Page	Description	Style Number	Page	Description
<b>FPW342</b>	160	AV Powerway	<b>GFUT4S72Y</b>	540	Cnvc Tri-Recept
<b>FPW348</b>	160	AV Powerway	<b>GFUTMB</b>	542	Mounting Brkt
<b>FPW360</b>	160	AV Powerway	<b>GFUTMC</b>	542	Clamp Kit
<b>FPW418</b>	160	AV Powerway	<b>GFUTP96</b>	541	Cnvc Tri-Recept
<b>FPW424</b>	160	AV Powerway	<b>GSGUBCX</b>	531	Connector
<b>FPW430</b>	160	AV Powerway	<b>GSGUBCY</b>	531	Connector
<b>FPW436</b>	160	AV Powerway	<b>GSGUBCZ</b>	531	Internode Connector
<b>FPW442</b>	160	AV Powerway	<b>GSGUFC</b>	530	Mdlr Infeed Cover
<b>FPW448</b>	160	AV Powerway	<b>GSGUFMH12X</b>	530	Internode Infeed
<b>FPW460</b>	160	AV Powerway	<b>GSGUFMH12Y</b>	530	Internode Infeed
<b>FSCD20</b>	249	AV Center Drawer	<b>GSGUFMH12Z</b>	530	Internode Infeed
<b>GFUCCM</b>	543	Cord and Cable Mg	<b>GSGUFMH24X</b>	530	Internode Infeed
<b>GFUCH</b>	541	Cnvc Comm Housing	<b>GSGUFMH24Y</b>	530	Internode Infeed
<b>GFUCMC</b>	543	Internode Harness Clip	<b>GSGUFMH24Z</b>	530	Internode Infeed
<b>GFUFFH12X</b>	529	Floor Power Infeed	<b>GSGUFMM12X</b>	530	Internode Infeed
<b>GFUFFH12Y</b>	529	Floor Power Infeed	<b>GSGUFMM12Y</b>	530	Internode Infeed
<b>GFUFFH12Z</b>	529	Floor Power Infeed	<b>GSGUFMM12Z</b>	530	Internode Infeed
<b>GFUFFH6X</b>	529	Floor Power Infeed	<b>GSGUFMM24X</b>	530	Internode Infeed
<b>GFUFFH6Y</b>	529	Floor Power Infeed	<b>GSGUFMM24Y</b>	530	Internode Infeed
<b>GFUFFH6Z</b>	529	Floor Power Infeed	<b>GSGUFMM24Z</b>	530	Internode Infeed
<b>GFUMB</b>	532	Mounting Bracket	<b>GSGUH100X</b>	534	Internode Harness
<b>GFUPMBX</b>	531	Power Module	<b>GSGUH100Y</b>	535	Internode Harness
<b>GFUPMBXNYC</b>	531	Power Module	<b>GSGUH100Z</b>	535	Internode Harness
<b>GFUPMBY</b>	531	Power Module	<b>GSGUH120X</b>	534	Internode Harness
<b>GFUPMBYNYC</b>	531	Power Module	<b>GSGUH120Y</b>	535	Internode Harness
<b>GFUPMBZ</b>	531	Power Module	<b>GSGUH120Z</b>	535	Internode Harness
<b>GFUPMBZNYC</b>	531	Internode Power Module	<b>GSGUH12X</b>	534	Internode Harness
<b>GFUPMX</b>	531	Power Module	<b>GSGUH12Y</b>	534	Internode Harness
<b>GFUPMXNYC</b>	531	Power Module	<b>GSGUH12Z</b>	535	Internode Harness
<b>GFUPMY</b>	531	Power Module	<b>GSGUH144X</b>	534	Internode Harness
<b>GFUPMYNYC</b>	531	Power Module	<b>GSGUH144Y</b>	535	Internode Harness
<b>GFUPMZ</b>	531	Power Module	<b>GSGUH144Z</b>	535	Internode Harness
<b>GFUPMZNYC</b>	531	Internode Power Module	<b>GSGUH22X</b>	534	Internode Harness
<b>GFUSCM</b>	536	Comm Module	<b>GSGUH22Y</b>	534	Internode Harness
<b>GFUT1G72X</b>	540	Cnvc Tri-Recept	<b>GSGUH22Z</b>	535	Internode Harness
<b>GFUT1G72Y</b>	540	Cnvc Tri-Recept	<b>GSGUH28X</b>	534	Internode Harness
<b>GFUT1G72Z</b>	540	Cnvc Tri-Recept	<b>GSGUH28Y</b>	534	Internode Harness
<b>GFUT1S72X</b>	540	Cnvc Tri-Recept	<b>GSGUH28Z</b>	535	Internode Harness
<b>GFUT1S72Y</b>	540	Cnvc Tri-Recept	<b>GSGUH32X</b>	534	Internode Harness
<b>GFUT1S72Z</b>	540	Cnvc Tri-Recept	<b>GSGUH32Y</b>	534	Internode Harness
<b>GFUT2G72X</b>	540	Cnvc Tri-Recept	<b>GSGUH32Z</b>	535	Internode Harness
<b>GFUT2G72Y</b>	540	Cnvc Tri-Recept	<b>GSGUH38X</b>	534	Internode Harness
<b>GFUT2G72Z</b>	540	Cnvc Tri-Recept	<b>GSGUH38Y</b>	534	Internode Harness
<b>GFUT2S72X</b>	540	Cnvc Tri-Recept	<b>GSGUH38Z</b>	535	Internode Harness
<b>GFUT2S72Y</b>	540	Cnvc Tri-Recept	<b>GSGUH44X</b>	534	Internode Harness
<b>GFUT2S72Z</b>	540	Cnvc Tri-Recept	<b>GSGUH44Y</b>	534	Internode Harness
<b>GFUT3G72X</b>	540	Cnvc Tri-Recept	<b>GSGUH44Z</b>	535	Internode Harness
<b>GFUT3G72Y</b>	540	Cnvc Tri-Recept	<b>GSGUH50X</b>	534	Internode Harness
<b>GFUT3G72Z</b>	540	Cnvc Tri-Recept	<b>GSGUH50Y</b>	534	Internode Harness
<b>GFUT3S72X</b>	540	Cnvc Tri-Recept	<b>GSGUH50Z</b>	535	Internode Harness
<b>GFUT3S72Y</b>	540	Cnvc Tri-Recept	<b>GSGUH54X</b>	534	Internode Harness
<b>GFUT3S72Z</b>	540	Cnvc Tri-Recept	<b>GSGUH54Y</b>	535	Internode Harness
<b>GFUT4G72X</b>	540	Cnvc Tri-Recept	<b>GSGUH54Z</b>	535	Internode Harness
<b>GFUT4G72Y</b>	540	Cnvc Tri-Recept	<b>GSGUH64X</b>	534	Internode Harness
<b>GFUT4S72X</b>	540	Cnvc Tri-Recept	<b>GSGUH64Y</b>	535	Internode Harness

Style Number Index, continued

Style Number	Page	Description
<b>GSGUH64Z</b>	535	Internode Harness
<b>GSGUH76X</b>	534	Internode Harness
<b>GSGUH76Y</b>	535	Internode Harness
<b>GSGUH76Z</b>	535	Internode Harness
<b>GSGUH88X</b>	534	Internode Harness
<b>GSGUH88Y</b>	535	Internode Harness
<b>GSGUH88Z</b>	535	Internode Harness
<b>GSGUHCX</b>	534	Harness Connector
<b>GSGUHHX</b>	534	Internode Harness
<b>GSGUHHY</b>	535	Internode Harness
<b>GSGUHHZ</b>	535	Internode Harness
<b>GSGUR1SGX</b>	538	Internode Receptacle
<b>GSGUR1SGY</b>	538	Internode Receptacle
<b>GSGUR1SGZ</b>	539	Internode Receptacle
<b>GSGUR1SSX</b>	538	Internode Receptacle
<b>GSGUR1SSY</b>	538	Internode Receptacle
<b>GSGUR1SSZ</b>	539	Internode Receptacle
<b>GSGUR1TGX</b>	538	Internode Receptacle
<b>GSGUR1TGY</b>	538	Internode Receptacle
<b>GSGUR1TGZ</b>	539	Internode Receptacle
<b>GSGUR1TSX</b>	538	Internode Receptacle
<b>GSGUR1TSY</b>	538	Internode Receptacle
<b>GSGUR1TSZ</b>	539	Internode Receptacle
<b>GSGUR2SGX</b>	538	Internode Receptacle
<b>GSGUR2SGY</b>	538	Internode Receptacle
<b>GSGUR2SGZ</b>	539	Internode Receptacle
<b>GSGUR2SSX</b>	538	Internode Receptacle
<b>GSGUR2SSY</b>	538	Internode Receptacle
<b>GSGUR2SSZ</b>	539	Internode Receptacle
<b>GSGUR2TGX</b>	538	Internode Receptacle
<b>GSGUR2TGY</b>	538	Internode Receptacle
<b>GSGUR2TGZ</b>	539	Internode Receptacle
<b>GSGUR2TSX</b>	538	Internode Receptacle
<b>GSGUR2TSY</b>	538	Internode Receptacle
<b>GSGUR2TSZ</b>	539	Internode Receptacle
<b>GSGUR3SGX</b>	538	Internode Receptacle
<b>GSGUR3SGY</b>	538	Internode Receptacle
<b>GSGUR3SGZ</b>	539	Internode Receptacle
<b>GSGUR3SSX</b>	538	Internode Receptacle
<b>GSGUR3SSY</b>	538	Internode Receptacle
<b>GSGUR3SSZ</b>	539	Internode Receptacle
<b>GSGUR3TGX</b>	538	Internode Receptacle
<b>GSGUR3TGY</b>	538	Internode Receptacle
<b>GSGUR3TGZ</b>	539	Internode Receptacle
<b>GSGUR3TSX</b>	538	Internode Receptacle
<b>GSGUR3TSY</b>	538	Internode Receptacle
<b>GSGUR3TSZ</b>	539	Internode Receptacle
<b>GSGUR4SGX</b>	538	Internode Receptacle
<b>GSGUR4SGY</b>	538	Internode Receptacle
<b>GSGUR4SSX</b>	538	Internode Receptacle
<b>GSGUR4SSY</b>	538	Internode Receptacle
<b>GSGUR4TGX</b>	538	Internode Receptacle
<b>GSGUR4TGY</b>	538	Internode Receptacle
<b>GSGUR4TSX</b>	538	Internode Receptacle
<b>GSGUR4TSY</b>	538	Internode Receptacle

Style Number	Page	Description
<b>KDIV02</b>	261, 439, 473	Bookends
<b>KDIV20</b>	261, 439, 473	Bookends
<b>LOCK9201FR</b>	285, 505, 551	Lock Cylinder
<b>LOCK9201XF</b>	285, 505, 551	Lock Cylinder
<b>LOCK9250FR</b>	285, 505, 551	Lock Cylinder
<b>LOCK9250XF</b>	285, 505, 551	Lock Cylinder
<b>LSB24K2</b>	74	Utility2 Shelf Light
<b>LSB24KC2</b>	74	Utility2 Shelf Light
<b>LSB24KS2</b>	74	Utility2 Shelf Light
<b>LSB24M2</b>	75	Utility2 Shelf Light
<b>LSB24MC2</b>	75	Utility2 Shelf Light
<b>LSB24MD2</b>	75	Utility2 Shelf Light
<b>LSB24MS2</b>	75	Utility2 Shelf Light
<b>LSB36K2</b>	74	Utility2 Shelf Light
<b>LSB36KC2</b>	74	Utility2 Shelf Light
<b>LSB36KS2</b>	74	Utility2 Shelf Light
<b>LSB36M2</b>	75	Utility2 Shelf Light
<b>LSB36MC2</b>	75	Utility2 Shelf Light
<b>LSB36MD2</b>	75	Utility2 Shelf Light
<b>LSB36MS2</b>	75	Utility2 Shelf Light
<b>LSB48K2</b>	74	Utility2 Shelf Light
<b>LSB48KC2</b>	74	Utility2 Shelf Light
<b>LSB48KS2</b>	74	Utility2 Shelf Light
<b>LSB48M2</b>	75	Utility2 Shelf Light
<b>LSB48MC2</b>	75	Utility2 Shelf Light
<b>LSB48MD2</b>	75	Utility2 Shelf Light
<b>LSB48MS2</b>	75	Utility2 Shelf Light
<b>LSM24K</b>	73	Standard Light
<b>LSM24KC</b>	73	Standard Light
<b>LSM24KD</b>	73	Standard Light
<b>LSM36K</b>	73	Standard Light
<b>LSM36KC</b>	73	Standard Light
<b>LSM36KD</b>	73	Standard Light
<b>LSM48K</b>	73	Standard Light
<b>LSM48KC</b>	73	Standard Light
<b>LSM48KD</b>	73	Standard Light
<b>MBR4824</b>	236	24"D Bridge
<b>MC4524L</b>	243	24"D Cred w/o Kneespace
<b>MC6024L</b>	243	24"D Cred w/o Kneespace
<b>MC6024LRDP</b>	241	24"D Cred w/Kneespace
<b>MC6624LRDP</b>	241	24"D Cred w/Kneespace
<b>MC7224LRTP</b>	241	24"D Cred w/Kneespace
<b>MCAS24L</b>	217	AV Clear-Access End Pnl
<b>MCAS24R</b>	217	AV Clear-Access End Pnl
<b>MCAS30L</b>	217	AV Clear-Access End Pnl
<b>MCAS30R</b>	217	AV Clear-Access End Pnl
<b>MCP41A</b>	159	AV Cable Pole
<b>MCP53A</b>	159	AV Cable Pole
<b>MCP65A</b>	159	AV Cable Pole
<b>MCP80A</b>	159	AV Cable Pole
<b>MD6024LDP</b>	223	24"D Desk Dbl Ped

Style Number	Page	Description	Style Number	Page	Description
MD6024LRP	221	24"D Desk Sgl Ped	MPSGM5342	137	AV Transp Panel
MD6030LCDP	227	30"D Desk Dbl Ped	MPSGM5348	137	AV Transp Panel
MD6030LCRP	225	30"D Desk Sgl Ped	MPSGM6524	137	AV Transp Panel
MD6030LDP	227	30"D Desk Dbl Ped	MPSGM6530	137	AV Transp Panel
MD6030LRP	225	30"D Desk Sgl Ped	MPSGM6536	137	AV Transp Panel
MD6624LDP	223	24"D Desk Dbl Ped	MPSGM6542	137	AV Transp Panel
MD6624LRP	221	24"D Desk Sgl Ped	MPSGM6548	137	AV Transp Panel
MD6630LCDP	227	30"D Desk Dbl Ped	MPSGM8024	137	AV Transp Panel
MD6630LCRP	225	30"D Desk Sgl Ped	MPSGM8030	137	AV Transp Panel
MD6630LDP	227	30"D Desk Dbl Ped	MPSGM8036	137	AV Transp Panel
MD6630LRP	225	30"D Desk Sgl Ped	MPSGM8042	137	AV Transp Panel
MD6636LCDP	231	36"D Desk Dbl Ped	MPSGM8048	137	AV Transp Panel
MD6636LCRP	229	36"D Desk Sgl Ped	MPSGS1118	142	Glass Panel Stacker
MD6636LDP	229	36"D Desk Sgl Ped	MPSGS1124	142	AV Glass Panel Stacker
MD7224LDP	223	24"D Desk Dbl Ped	MPSGS1130	142	AV Glass Panel Stacker
MD7224LRP	221	24"D Desk Sgl Ped	MPSGS1136	142	AV Glass Panel Stacker
MD7230LCDP	227	30"D Desk Dbl Ped	MPSGS1142	142	AV Glass Panel Stacker
MD7230LCRP	225	30"D Desk Sgl Ped	MPSGS1148	142	AV Glass Panel Stacker
MD7230LDP	227	30"D Desk Dbl Ped	MPSGS1160	142	Glass Panel Stacker
MD7230LRP	225	30"D Desk Sgl Ped	MPSGS1218	142	Glass Panel Stacker
MD7236LCDP	231	36"D Desk Dbl Ped	MPSGS1224	142	AV Glass Panel Stacker
MD7236LCRP	229	36"D Desk Sgl Ped	MPSGS1230	142	AV Glass Panel Stacker
MD7236LRP	229	36"D Desk Sgl Ped	MPSGS1236	142	AV Glass Panel Stacker
MFES18	215	AV End Panel	MPSGS1242	142	AV Glass Panel Stacker
MFES24	215	AV End Panel	MPSGS1248	142	AV Glass Panel Stacker
MFES30	215	AV End Panel	MPSGS1260	142	Glass Panel Stacker
MPDFM8042	144	AV Frame	MPSGS1518	143	Glass Panel Stacker
MPDFWDM8042	144	AV Pnl Door	MPSGS1524	143	Glass Panel Stacker
MPHAM6518	135	AV High-Perf Acst Pnl	MPSGS1530	143	Glass Panel Stacker
MPHAM6524	135	AV High-Perf Acst Pnl	MPSGS1536	143	Glass Panel Stacker
MPHAM6530	135	AV High-Perf Acst Pnl	MPSGS1542	143	Glass Panel Stacker
MPHAM6536	135	AV High-Perf Acst Pnl	MPSGS1548	143	Glass Panel Stacker
MPHAM6542	135	AV High-Perf Acst Pnl	MPSGS1560	143	Glass Panel Stacker
MPHAM6548	135	AV High-Perf Acst Pnl	MPSGS2418	143	Glass Panel Stacker
MPHAM6560	135	AV High-Perf Acst Pnl	MPSGS2424	143	AV Glass Panel Stacker
MPHGM5324	139	AV Gls/Fab Panel	MPSGS2430	143	AV Glass Panel Stacker
MPHGM5330	139	AV Gls/Fab Panel	MPSGS2436	143	AV Glass Panel Stacker
MPHGM5336	139	AV Gls/Fab Panel	MPSGS2442	143	AV Glass Panel Stacker
MPHGM5342	139	AV Gls/Fab Panel	MPSGS2448	143	AV Glass Panel Stacker
MPHGM5348	139	AV Gls/Fab Panel	MPSGS2460	143	Glass Panel Stacker
MPHGM6524	139	AV Gls/Fab Panel	MPT6030	196	AV Pnl-Supported Table
MPHGM6530	139	AV Gls/Fab Panel	MPT6030FS	237	Radius-End Table
MPHGM6536	139	AV Gls/Fab Panel	MPT6036	196	AV Pnl-Supported Table
MPHGM6542	139	AV Gls/Fab Panel	MPT6630	196	AV Pnl-Supported Table
MPHGM6548	139	AV Gls/Fab Panel	MPT6630FS	237	Radius-End Table
MPHGM8024	139	AV Gls/Fab Panel	MPT6636	196	AV Pnl-Supported Table
MPHGM8030	139	AV Gls/Fab Panel	MPT7230	196	AV Pnl-Supported Table
MPHGM8036	139	AV Gls/Fab Panel	MPT7230FS	237	Radius-End Table
MPHGM8042	139	AV Gls/Fab Panel	MPT7236	196	AV Pnl-Supported Table
MPHGM8048	139	AV Gls/Fab Panel	MPTAM3318	131	AV Tackable Panel
MPSC372B	156	AV End Power-In	MPTAM3324	131	AV Tackable Panel
MPSC472B	156	AV End Power-In	MPTAM3330	131	AV Tackable Panel
MPSGM5324	137	AV Transp Panel	MPTAM3336	131	AV Tackable Panel
MPSGM5330	137	AV Transp Panel	MPTAM3342	131	AV Tackable Panel
MPSGM5336	137	AV Transp Panel	MPTAM3348	131	AV Tackable Panel

Style Number Index, continued

Style Number	Page	Description
<b>MPTAM3360</b>	131	AV Tackable Panel
<b>MPTAM4118</b>	131	AV Tackable Panel
<b>MPTAM4124</b>	131	AV Tackable Panel
<b>MPTAM4130</b>	131	AV Tackable Panel
<b>MPTAM4136</b>	131	AV Tackable Panel
<b>MPTAM4142</b>	131	AV Tackable Panel
<b>MPTAM4148</b>	131	AV Tackable Panel
<b>MPTAM4160</b>	131	AV Tackable Panel
<b>MPTAM5318</b>	131	AV Tackable Panel
<b>MPTAM5324</b>	131	AV Tackable Panel
<b>MPTAM5330</b>	131	AV Tackable Panel
<b>MPTAM5336</b>	131	AV Tackable Panel
<b>MPTAM5342</b>	131	AV Tackable Panel
<b>MPTAM5348</b>	131	AV Tackable Panel
<b>MPTAM5360</b>	131	AV Tackable Panel
<b>MPTAM6518</b>	133	AV Tackable Panel
<b>MPTAM6524</b>	133	AV Tackable Panel
<b>MPTAM6530</b>	133	AV Tackable Panel
<b>MPTAM6536</b>	133	AV Tackable Panel
<b>MPTAM6542</b>	133	AV Tackable Panel
<b>MPTAM6548</b>	133	AV Tackable Panel
<b>MPTAM6560</b>	133	AV Tackable Panel
<b>MPTAM8018</b>	133	AV Tackable Panel
<b>MPTAM8024</b>	133	AV Tackable Panel
<b>MPTAM8030</b>	133	AV Tackable Panel
<b>MPTAM8036</b>	133	AV Tackable Panel
<b>MPTAM8042</b>	133	AV Tackable Panel
<b>MPTAM8048</b>	133	AV Tackable Panel
<b>MPTAS1118</b>	140	Tack Fabric-Cvrd Pnl Stcker
<b>MPTAS1124</b>	140	AV Fab Panel Stacker
<b>MPTAS1130</b>	140	AV Fab Panel Stacker
<b>MPTAS1136</b>	140	AV Fab Panel Stacker
<b>MPTAS1142</b>	140	AV Fab Panel Stacker
<b>MPTAS1148</b>	140	AV Fab Panel Stacker
<b>MPTAS1160</b>	140	Tack Fabric-Cvrd Pnl Stcker
<b>MPTAS1218</b>	140	Tack Fabric-Cvrd Pnl Stcker
<b>MPTAS1224</b>	140	AV Fab Panel Stacker
<b>MPTAS1230</b>	140	AV Fab Panel Stacker
<b>MPTAS1236</b>	140	AV Fab Panel Stacker
<b>MPTAS1242</b>	140	AV Fab Panel Stacker
<b>MPTAS1248</b>	140	AV Fab Panel Stacker
<b>MPTAS1260</b>	140	Tack Fabric-Cvrd Pnl Stcker
<b>MPTAS1518</b>	141	Tack Fabric-Cvrd Pnl Stcker
<b>MPTAS1524</b>	141	Tack Fabric-Cvrd Pnl Stcker
<b>MPTAS1530</b>	141	Tack Fabric-Cvrd Pnl Stcker
<b>MPTAS1536</b>	141	Tack Fabric-Cvrd Pnl Stcker
<b>MPTAS1542</b>	141	Tack Fabric-Cvrd Pnl Stcker
<b>MPTAS1548</b>	141	Tack Fabric-Cvrd Pnl Stcker
<b>MPTAS1560</b>	141	Glass Panel Stacker
<b>MPTAS2418</b>	141	Tack Fabric-Cvrd Pnl Stcker
<b>MPTAS2424</b>	141	AV Fab Panel Stacker
<b>MPTAS2430</b>	141	AV Fab Panel Stacker
<b>MPTAS2436</b>	141	AV Fab Panel Stacker
<b>MPTAS2442</b>	141	AV Fab Panel Stacker
<b>MPTAS2448</b>	141	AV Fab Panel Stacker

Style Number	Page	Description
<b>MPTAS2460</b>	141	Tack Fabric-Cvrd Pnl Stcker
<b>MPTP3</b>	160	AV Pnl-to-Pnl Conn
<b>MPTP4</b>	160	AV Pnl-to-Pnl Conn
<b>MR3618LE</b>	232	18"D Return
<b>MR3624LE</b>	233	24"D Return
<b>MR3624LLP</b>	235	24"D Rtn w/One Ped
<b>MR4818LE</b>	232	18"D Return
<b>MR4824LE</b>	233	24"D Return
<b>MR4824LLP</b>	235	24"D Rtn w/One Ped
<b>MR6024LE</b>	233	24"D Return
<b>MR6024LLDP</b>	235	24"D Rtn w/Two Peds
<b>MR6024LLP</b>	235	24"D Rtn w/One Ped
<b>MSS</b>	213	AV Side Support
<b>MTWS3017M</b>	200	AV Transaction Wksf
<b>MTWS3617M</b>	200	AV Transaction Wksf
<b>MTWS4217M</b>	200	AV Transaction Wksf
<b>MTWS4817M</b>	200	AV Transaction Wksf
<b>MTWS6017M</b>	200	AV Transaction Wksf
<b>MU2824BBFL</b>	252	AV Fixed Ped
<b>MU2824FFL</b>	252	AV Fixed Ped
<b>MU2830BBFL</b>	252	AV Fixed Ped
<b>MU2830FFL</b>	252	AV Fixed Ped
<b>MUCANT</b>	185	AV Cantilever
<b>MUCC1122</b>	174	AV Univ Sys Cor Wksf, Curved Front
<b>MUCC1188</b>	174	AV Univ Sys Cor Wksf, Curved Front
<b>MUCC2200</b>	174	AV Univ Sys Cor Wksf, Curved Front
<b>MUCC2222</b>	174	AV Univ Sys Cor Wksf, Curved Front
<b>MUCC2266</b>	174	AV Univ Sys Cor Wksf, Curved Front
<b>MUCC2288</b>	174	AV Univ Sys Cor Wksf, Curved Front
<b>MUCC3322</b>	174	AV Univ Sys Cor Wksf, Curved Front
<b>MUCC3388</b>	174	AV Univ Sys Cor Wksf, Curved Front
<b>MUCSBR</b>	185	AV Side Support Brackets
<b>MUEC2202L</b>	176	AV Univ Sys Ext Cor Wksf, Crvd Front
<b>MUEC2208L</b>	176	AV Univ Sys Ext Cor Wksf, Crvd Front
<b>MUEC2220R</b>	177	AV Univ Sys Ext Cor Wksf, Crvd Front
<b>MUEC2222L</b>	176	AV Univ Sys Ext Cor Wksf, Crvd Front
<b>MUEC2222R</b>	177	AV Univ Sys Ext Cor Wksf, Crvd Front
<b>MUEC2226R</b>	177	AV Univ Sys Ext Cor Wksf, Crvd Front
<b>MUEC2228L</b>	176	AV Univ Sys Ext Cor Wksf, Crvd Front
<b>MUEC2262L</b>	176	AV Univ Sys Ext Cor Wksf, Crvd Front
<b>MUEC2268L</b>	176	AV Univ Sys Ext Cor Wksf, Crvd Front
<b>MUEC2280R</b>	177	AV Univ Sys Ext Cor Wksf, Crvd Front
<b>MUEC2282R</b>	177	AV Univ Sys Ext Cor Wksf, Crvd Front
<b>MUEC2286R</b>	177	AV Univ Sys Ext Cor Wksf, Crvd Front
<b>MUEC3302L</b>	176	AV Univ Sys Ext Cor Wksf, Str Front
<b>MUEC3308L</b>	176	AV Univ Sys Ext Cor Wksf, Crvd Front
<b>MUEC3320R</b>	177	AV Univ Sys Ext Cor Wksf, Crvd Front
<b>MUEC3322L</b>	176	AV Univ Sys Ext Cor Wksf, Str Front
<b>MUEC3322R</b>	177	AV Univ Sys Ext Cor Wksf, Crvd Front
<b>MUEC3326R</b>	177	AV Univ Sys Ext Cor Wksf, Crvd Front
<b>MUEC3328L</b>	176	AV Univ Sys Ext Cor Wksf, Crvd Front
<b>MUEC3362L</b>	176	AV Univ Sys Ext Cor Wksf, Str Front
<b>MUEC3368L</b>	176	AV Univ Sys Ext Cor Wksf, Crvd Front
<b>MUEC3380R</b>	177	AV Univ Sys Ext Cor Wksf, Crvd Front
<b>MUEC3382R</b>	177	AV Univ Sys Ext Cor Wksf, Crvd Front



Style Number	Page	Description	Style Number	Page	Description
<b>MUEC3386R</b>	177	AV Univ Sys Ext Cor Wksf, Crvd Front	<b>MWPT6030</b>	197	AV Pnl-Supported Table
<b>MUP2224BFS</b>	255	AV Mobile Pedestal	<b>MWPT6630</b>	197	AV Pnl-Supported Table
<b>MUP2224BFSC</b>	255	AV Mobile Pedestal	<b>MWPT6630FS</b>	238	Radius-End Table
<b>MUPC24BFL</b>	253	AV Wksf-Supported Ped	<b>MWPT7230</b>	197	AV Pnl-Supported Table
<b>MUPC30BFL</b>	253	AV Wksf-Supported Ped	<b>MWPT7230FS</b>	238	Radius-End Table
<b>MUS1830</b>	171	AV Univ Sys Straight Wksf	<b>PAB12</b>	261, 470	Attachment Cable
<b>MUS1836</b>	171	AV Univ Sys Straight Wksf	<b>PAB12M</b>	261, 470	Attachment Cable
<b>MUS1842</b>	171	AV Univ Sys Straight Wksf	<b>PAB233</b>	146	AV Panel Conn Pkg
<b>MUS1848</b>	171	AV Univ Sys Straight Wksf	<b>PAB241</b>	146	AV Panel Conn Pkg
<b>MUS1854</b>	171	AV Univ Sys Straight Wksf	<b>PAB253</b>	146	AV Panel Conn Pkg
<b>MUS1860</b>	171	AV Univ Sys Straight Wksf	<b>PAB265</b>	146	AV Panel Conn Pkg
<b>MUS2424</b>	171	AV Univ Sys Straight Wksf	<b>PAB333</b>	146	AV Panel Conn Pkg
<b>MUS2430</b>	171	AV Univ Sys Straight Wksf	<b>PAB341</b>	146	AV Panel Conn Pkg
<b>MUS2436</b>	171	AV Univ Sys Straight Wksf	<b>PAB353</b>	146	AV Panel Conn Pkg
<b>MUS2442</b>	171	AV Univ Sys Straight Wksf	<b>PAB365</b>	146	AV Panel Conn Pkg
<b>MUS2448</b>	171	AV Univ Sys Straight Wksf	<b>PAB4</b>	148	AV Panel Conn Pkg
<b>MUS2454</b>	171	AV Univ Sys Straight Wksf	<b>PAB5A</b>	147	AV Panel Conn Pkg
<b>MUS2460</b>	171	AV Univ Sys Straight Wksf	<b>PAB5B</b>	147	AV Panel Conn Pkg
<b>MUS2466</b>	171	AV Univ Sys Straight Wksf	<b>PAB5C</b>	147	AV Panel Conn Pkg
<b>MUS2472</b>	171	AV Univ Sys Straight Wksf	<b>PAB5D</b>	147	AV Panel Conn Pkg
<b>MUS3024</b>	171	AV Univ Sys Straight Wksf	<b>PAB5E</b>	147	AV Panel Conn Pkg
<b>MUS3030</b>	171	AV Univ Sys Straight Wksf	<b>PAB5F</b>	147	AV Panel Conn Pkg
<b>MUS3036</b>	171	AV Univ Sys Straight Wksf	<b>PAB5G</b>	147	AV Panel Conn Pkg
<b>MUS3042</b>	171	AV Univ Sys Straight Wksf	<b>PAB6</b>	150	Attachment Bracket
<b>MUS3048</b>	171	AV Univ Sys Straight Wksf	<b>PAB7</b>	150	Attachment Bracket
<b>MUS3054</b>	171	AV Univ Sys Straight Wksf	<b>PAB9</b>	148	AV Panel Conn Pkg
<b>MUS3060</b>	171	AV Univ Sys Straight Wksf	<b>PBCC180</b>	161	AV Corner Wire Cvr
<b>MUS3066</b>	171	AV Univ Sys Straight Wksf	<b>PBCC90</b>	161	AV Corner Wire Cvr
<b>MUS3072</b>	171	AV Univ Sys Straight Wksf	<b>PBEF</b>	161	AV Pnl-Base End Flr
<b>MUSPC50</b>	178	AV Univ Sys Spanner Wksf	<b>PC4133</b>	149	AV COH Panel Conn
<b>MUT1236R</b>	173	AV Univ Sys Transition Wksf	<b>PC5333</b>	149	AV COH Panel Conn
<b>MUT1242R</b>	173	AV Univ Sys Transition Wksf	<b>PC5341</b>	149	AV COH Panel Conn
<b>MUT1248R</b>	173	AV Univ Sys Transition Wksf	<b>PC6533</b>	149	AV COH Panel Conn
<b>MUT1254R</b>	173	AV Univ Sys Transition Wksf	<b>PC6541</b>	149	AV COH Panel Conn
<b>MUT1260R</b>	173	AV Univ Sys Transition Wksf	<b>PC6553</b>	149	AV COH Panel Conn
<b>MUT2136L</b>	172	AV Univ Sys Transition Wksf	<b>PC8033</b>	149	AV COH Panel Conn
<b>MUT2142L</b>	172	AV Univ Sys Transition Wksf	<b>PC8041</b>	149	AV COH Panel Conn
<b>MUT2148L</b>	172	AV Univ Sys Transition Wksf	<b>PC8053</b>	149	AV COH Panel Conn
<b>MUT2154L</b>	172	AV Univ Sys Transition Wksf	<b>PC8065</b>	149	AV COH Panel Conn
<b>MUT2160L</b>	172	AV Univ Sys Transition Wksf	<b>PCH</b>	164	AV Panel Coat Hook
<b>MUT2336R</b>	173	AV Univ Sys Transition Wksf	<b>PCSB18S</b>	214	AV Shared Cantilever
<b>MUT2342R</b>	173	AV Univ Sys Transition Wksf	<b>PCSB24S</b>	214	AV Shared Cantilever
<b>MUT2348R</b>	173	AV Univ Sys Transition Wksf	<b>PCWR2436F</b>	199	AV Free Cor Wksf
<b>MUT2354R</b>	173	AV Univ Sys Transition Wksf	<b>PCWR2442F</b>	199	AV Free Cor Wksf
<b>MUT2360R</b>	173	AV Univ Sys Transition Wksf	<b>PCWR2448</b>	193	AV Corner Wksf
<b>MUT3236L</b>	172	AV Univ Sys Transition Wksf	<b>PCWR2448F</b>	199	AV Free Cor Wksf
<b>MUT3242L</b>	172	AV Univ Sys Transition Wksf	<b>PCWR3036F</b>	199	AV Free Cor Wksf
<b>MUT3248L</b>	172	AV Univ Sys Transition Wksf	<b>PCWR3042F</b>	199	AV Free Cor Wksf
<b>MUT3254L</b>	172	AV Univ Sys Transition Wksf	<b>PCWR3048</b>	193	AV Corner Wksf
<b>MUT3260L</b>	172	AV Univ Sys Transition Wksf	<b>PCWR3048F</b>	199	AV Free Cor Wksf
<b>MUTR1630</b>	184	AV Univ Sys Transaction Wksf	<b>PCWR90M24</b>	193	AV Corner Wksf
<b>MUTR1636</b>	184	AV Univ Sys Transaction Wksf	<b>PCWR90N24</b>	193	AV Corner Wksf
<b>MUTR1642</b>	184	AV Univ Sys Transaction Wksf	<b>PCWR90N30</b>	193	AV Corner Wksf
<b>MUTR1648</b>	184	AV Univ Sys Transaction Wksf	<b>PCWR90W24</b>	193	AV Corner Wksf
<b>MUTR1660</b>	184	AV Univ Sys Transaction Wksf	<b>PCWR90W24ST</b>	195	AV Corner Wksf w/ Adj Shelf

Style Number Index, continued

Style Number	Page	Description
<b>PCWR90W30</b>	193	AV Corner Wksf
<b>PCWR9W248ST</b>	194	AV Corner Wksf
<b>PCWRC3618</b>	201	AV Cor Crvlnr Wksf
<b>PCWRC3624</b>	201	AV Cor Crvlnr Wksf
<b>PCWRC4224</b>	201	AV Cor Crvlnr Wksf
<b>PCWRC4224ST</b>	202	AV Cor Crvlnr Wksf
<b>PCWRC4230</b>	201	AV Cor Crvlnr Wksf
<b>PCWRC4824</b>	201	AV Cor Crvlnr Wksf
<b>PCWRC4824ST</b>	202	AV Cor Crvlnr Wksf
<b>PCWRC4830</b>	201	AV Cor Crvlnr Wksf
<b>PCWRL226048</b>	204	AV Ext Cor Crv Wksf
<b>PCWRL227248</b>	204	AV Ext Cor Crv Wksf
<b>PCWRL236048</b>	204	AV Ext Cor Crv Wksf
<b>PCWRL237248</b>	204	AV Ext Cor Crv Wksf
<b>PCWRL326048</b>	204	AV Ext Cor Crv Wksf
<b>PCWRL327248</b>	204	AV Ext Cor Crv Wksf
<b>PCWRL336048</b>	204	AV Ext Cor Crv Wksf
<b>PCWRL337248</b>	204	AV Ext Cor Crv Wksf
<b>PCWRR224860</b>	205	AV Ext Cor Crv Wksf
<b>PCWRR224872</b>	205	AV Ext Cor Crv Wksf
<b>PCWRR234860</b>	205	AV Ext Cor Crv Wksf
<b>PCWRR234872</b>	205	AV Ext Cor Crv Wksf
<b>PCWRR324860</b>	205	AV Ext Cor Crv Wksf
<b>PCWRR324872</b>	205	AV Ext Cor Crv Wksf
<b>PCWRR334860</b>	205	AV Ext Cor Crv Wksf
<b>PCWRR334872</b>	205	AV Ext Cor Crv Wksf
<b>PCWS18CL</b>	213	AV Cantilever
<b>PCWS18CR</b>	213	AV Cantilever
<b>PCWS24CL</b>	213	AV Cantilever
<b>PCWS24CR</b>	213	AV Cantilever
<b>PCWS30CL</b>	213	AV Cantilever
<b>PCWS30CR</b>	213	AV Cantilever
<b>PFF16</b>	164	AV Panel Stab Foot
<b>PJAXM4153</b>	153	AV X-Config Filler
<b>PJAXM4165</b>	153	AV X-Config Filler
<b>PJAXM4180</b>	153	AV X-Config Filler
<b>PJAXM5365</b>	153	AV X-Config Filler
<b>PJAXM5380</b>	153	AV X-Config Filler
<b>PJAXM6580</b>	153	AV X-Config Filler
<b>PJBXM4153</b>	153	AV X-Config Filler
<b>PJBXM4165</b>	153	AV X-Config Filler
<b>PJBXM4180</b>	153	AV X-Config Filler
<b>PJBXM5365</b>	153	AV X-Config Filler
<b>PJBXM5380</b>	153	AV X-Config Filler
<b>PJBXM6580</b>	153	AV X-Config Filler
<b>PJLM41</b>	151	AV L-Config Filler
<b>PJLM53</b>	151	AV L-Config Filler
<b>PJLM65</b>	151	AV L-Config Filler
<b>PJLM80</b>	151	AV L-Config Filler
<b>PJTM41</b>	152	AV T-Config Filler
<b>PJTM4153</b>	152	AV T-Config Filler
<b>PJTM4165</b>	152	AV T-Config Filler
<b>PJTM4180</b>	152	AV T-Config Filler
<b>PJTM53</b>	152	AV T-Config Filler
<b>PJTM5365</b>	152	AV T-Config Filler

Style Number	Page	Description
<b>PJTM5380</b>	152	AV T-Config Filler
<b>PJTM65</b>	152	AV T-Config Filler
<b>PJTM6580</b>	152	AV T-Config Filler
<b>PJTM80</b>	152	AV T-Config Filler
<b>PJWL326648</b>	209	AV Jetty Crv Wksf
<b>PJWL327248</b>	209	AV Jetty Crv Wksf
<b>PJWL337248</b>	209	AV Jetty Crv Wksf
<b>PJWR234866</b>	209	AV Jetty Crv Wksf
<b>PJWR234872</b>	209	AV Jetty Crv Wksf
<b>PJWR334872</b>	209	AV Jetty Crv Wksf
<b>PJXM</b>	153	AV X-Config Top Cap
<b>PLWR2424</b>	211	AV Link Crvlnr Wksf
<b>PLWR3030</b>	211	AV Link Crvlnr Wksf
<b>PMB3330</b>	165	AV Markerboard
<b>PMB3336</b>	165	AV Markerboard
<b>PMDR</b>	163	AV Pnl-Supported Receipt
<b>PP341A</b>	157	AV Power Pole
<b>PP353A</b>	157	AV Power Pole
<b>PP365A</b>	157	AV Power Pole
<b>PP380A</b>	157	AV Power Pole
<b>PP441A</b>	157	AV Power Pole
<b>PP453A</b>	157	AV Power Pole
<b>PP465A</b>	157	AV Power Pole
<b>PP480A</b>	157	AV Power Pole
<b>PP6416S</b>	158	AV Power Pole
<b>PP6536S</b>	158	AV Power Pole
<b>PP6656S</b>	158	AV Power Pole
<b>PP6806S</b>	158	AV Power Pole
<b>PP8416S</b>	158	AV Power Pole
<b>PP8536S</b>	158	AV Power Pole
<b>PP8656S</b>	158	AV Power Pole
<b>PP8806S</b>	158	AV Power Pole
<b>PSPWR3050</b>	212	AV Span Crvlnr Wksf
<b>PSPWR3050F</b>	212	AV Span Crvlnr Wksf
<b>PSPWR3650</b>	212	AV Span Crvlnr Wksf
<b>PSPWR3650F</b>	212	AV Span Crvlnr Wksf
<b>PSPWR3662</b>	212	AV Span Crvlnr Wksf
<b>PSPWR3662F</b>	212	AV Span Crvlnr Wksf
<b>PTDMGB1</b>	246, 481	Power Sphere
<b>PTDMGB2</b>	246, 481	Power Sphere
<b>PTDMGB3</b>	54, 246, 481	Pwr Comm Sphere
<b>PTDMGB4</b>	246, 481	Pwr Comm Sphere
<b>PTDMGB5</b>	247, 482	Communication Sphere
<b>PTRSGB1</b>	247, 482	Power Comm Port
<b>PTRWL2136</b>	208	AV Trnstn Crv Wksf
<b>PTRWL3242</b>	208	AV Trnstn Crv Wksf
<b>PTRWL3248</b>	208	AV Trnstn Crv Wksf
<b>PTRWR1236</b>	208	AV Trnstn Crv Wksf
<b>PTRWR2342</b>	208	AV Trnstn Crv Wksf
<b>PTRWR2348</b>	208	AV Trnstn Crv Wksf
<b>PVWMM</b>	263	AV Vertical Wire Manager
<b>PVWRL2424</b>	210	AV Visitor Crv Wksf
<b>PVWRL2430</b>	210	AV Visitor Crv Wksf
<b>PVWRL2436</b>	210	AV Visitor Crv Wksf
<b>PVWRL3030</b>	210	AV Visitor Crv Wksf

Style Number	Page	Description	Style Number	Page	Description
<b>PVWRR2424</b>	210	AV Visitor Crv Wksf	<b>PWRF30</b>	218	AV Wksf Filler
<b>PVWRR2430</b>	210	AV Visitor Crv Wksf	<b>PWSCL1</b>	217	AV Cantilever Clamp
<b>PVWRR2436</b>	210	AV Visitor Crv Wksf	<b>PWSCL18</b>	215	AV Support Plate
<b>PVWRR3030</b>	210	AV Visitor Crv Wksf	<b>PWSCL2</b>	217	AV COH Cantilever Clamp
<b>PWC53</b>	261	AV Wall Channels	<b>PWSCL24</b>	215	AV Support Plate
<b>PWC65</b>	261	AV Wall Channels	<b>PWSCL30</b>	215	AV Support Plate
<b>PWC80</b>	261	AV Wall Channels	<b>PWSF24</b>	218	AV Wksf Filler
<b>PWCHB42</b>	262	AV Horizontal Brace	<b>PWSF30</b>	218	AV Wksf Filler
<b>PWCHB48</b>	262	AV Horizontal Brace	<b>PWSMB2</b>	213	AV Locking Side Support
<b>PWCHB60</b>	262	AV Horizontal Brace	<b>RDV1506</b>	260, 439, 473	Dividers
<b>PWCHB72</b>	262	AV Horizontal Brace	<b>RDV1512</b>	260, 439, 473	Dividers
<b>PWF24L</b>	216	AV Floor-Support End Pnl	<b>RDV151210</b>	260, 439, 473	Dividers
<b>PWF24R</b>	216	AV Floor-Support End Pnl			
<b>PWF30L</b>	216	AV Floor-Support End Pnl	<b>RHKRECPT</b>	436, 479	Hutch Kit Receptacle
<b>PWF30R</b>	216	AV Floor-Support End Pnl	<b>RPAH1815C_</b>	527	Ellipse Univ Hanging Pedestal
<b>PWR2424</b>	191	AV 24"D Wksf	<b>RPXDRS</b>	260, 439, 474, 528	Reference Shelf
<b>PWR3018</b>	190	AV 18"D Wksf			
<b>PWR3024</b>	191	AV 24"D Wksf	<b>RSTA3318</b>	145	Tack Acst Skin
<b>PWR3030</b>	192	AV 30"D Wksf	<b>RSTA3324</b>	145	Tack Acst Skin
<b>PWR3618</b>	190	AV 18"D Wksf	<b>RSTA3330</b>	145	Tack Acst Skin
<b>PWR3624</b>	191	AV 24"D Wksf	<b>RSTA3336</b>	145	Tack Acst Skin
<b>PWR3630</b>	192	AV 30"D Wksf	<b>RSTA3342</b>	145	Tack Acst Skin
<b>PWR4218</b>	190	AV 18"D Wksf	<b>RSTA3348</b>	145	Tack Acst Skin
<b>PWR4224</b>	191	AV 24"D Wksf	<b>RSTA3360</b>	145	Tack Acst Skin
<b>PWR4230</b>	192	AV 30"D Wksf	<b>RSTA4118</b>	145	Tack Acst Skin
<b>PWR4818</b>	190	AV 18"D Wksf	<b>RSTA4124</b>	145	Tack Acst Skin
<b>PWR4824</b>	191	AV 24"D Wksf	<b>RSTA4130</b>	145	Tack Acst Skin
<b>PWR4830</b>	192	AV 30"D Wksf	<b>RSTA4136</b>	145	Tack Acst Skin
<b>PWR5424</b>	191	AV 24"D Wksf	<b>RSTA4142</b>	145	Tack Acst Skin
<b>PWR5430</b>	192	AV 30"D Wksf	<b>RSTA4148</b>	145	Tack Acst Skin
<b>PWR6024</b>	191	AV 24"D Wksf	<b>RSTA4160</b>	145	Tack Acst Skin
<b>PWR6030</b>	192	AV 30"D Wksf	<b>RSTA5318</b>	145	Tack Acst Skin
<b>PWR6624</b>	191	AV 24"D Wksf	<b>RSTA5324</b>	145	Tack Acst Skin
<b>PWR6630</b>	192	AV 30"D Wksf	<b>RSTA5330</b>	145	Tack Acst Skin
<b>PWR7224</b>	191	AV 24"D Wksf	<b>RSTA5336</b>	145	Tack Acst Skin
<b>PWR7230</b>	192	AV 30"D Wksf	<b>RSTA5342</b>	145	Tack Acst Skin
<b>PWRC2424</b>	206	AV Straight Wksf	<b>RSTA5348</b>	145	Tack Acst Skin
<b>PWRC2430</b>	207	AV Straight Wksf	<b>RSTA5360</b>	145	Tack Acst Skin
<b>PWRC3024</b>	206	AV Straight Wksf	<b>RSTA6518</b>	145	Tack Acst Skin
<b>PWRC3030</b>	207	AV Straight Wksf	<b>RSTA6524</b>	145	Tack Acst Skin
<b>PWRC3624</b>	206	AV Straight Wksf	<b>RSTA6530</b>	145	Tack Acst Skin
<b>PWRC3630</b>	207	AV Straight Wksf	<b>RSTA6536</b>	145	Tack Acst Skin
<b>PWRC4224</b>	206	AV Straight Wksf	<b>RSTA6542</b>	145	Tack Acst Skin
<b>PWRC4230</b>	207	AV Straight Wksf	<b>RSTA6548</b>	145	Tack Acst Skin
<b>PWRC4824</b>	206	AV Straight Wksf	<b>RSTA6560</b>	145	Tack Acst Skin
<b>PWRC4830</b>	207	AV Straight Wksf	<b>RSTA8018</b>	145	Tack Acst Skin
<b>PWRC5424</b>	206	AV Straight Wksf	<b>RSTA8024</b>	145	Tack Acst Skin
<b>PWRC5430</b>	207	AV Straight Wksf	<b>RSTA8030</b>	145	Tack Acst Skin
<b>PWRC6024</b>	206	AV Straight Wksf	<b>RSTA8036</b>	145	Tack Acst Skin
<b>PWRC6030</b>	207	AV Straight Wksf	<b>RSTA8042</b>	145	Tack Acst Skin
<b>PWRC6624</b>	206	AV Straight Wksf	<b>RSTA8048</b>	145	Tack Acst Skin
<b>PWRC6630</b>	207	AV Straight Wksf	<b>RXADRL15</b>	260, 438, 473, 528	Rails
<b>PWRC7224</b>	206	AV Straight Wksf			
<b>PWRC7230</b>	207	AV Straight Wksf	<b>TB3018</b>	165	AV Tackboard
<b>PWRF24</b>	218	AV Wksf Filler	<b>TB3618</b>	165	AV Tackboard

Style Number Index, continued

Style Number	Page	Description
<b>TB4218</b>	165	AV Tackboard
<b>TB4818</b>	165	AV Tackboard
<b>TB6018</b>	165	AV Tackboard
<b>TB7218</b>	165	AV Tackboard
<b>TS714WSP</b>	185	Univ Support Plate
<b>TS720WSP</b>	185	Univ Support Plate
<b>TS7TIEPLATE</b>	186	Univ Tie Plates
<b>TS7WKSPT</b>	186	Univ Reinforcing Chan
<b>TS7WKSPT39</b>	186	Univ Reinforcing Chan
<b>TS7WKSPT72</b>	186	Univ Reinforcing Chan
<b>TS7WWM</b>	248, 480	Univ WS Wire Mgr
<b>TSAE31DA15S</b>	47	Kick Dplx Recept
<b>TSAE31DA20S</b>	47	Kick Dplx Recept
<b>TSAE31DB15S</b>	47	Kick Dplx Recept
<b>TSAE31DB20S</b>	47	Kick Dplx Recept
<b>TSAE31DC15S</b>	47	Kick Dplx Recept
<b>TSAE31DC20S</b>	47	Kick Dplx Recept
<b>TSAE32DA15S</b>	47	Kick Dplx Recept
<b>TSAE32DA20S</b>	47	Kick Dplx Recept
<b>TSAE32DB15S</b>	47	Kick Dplx Recept
<b>TSAE32DB20S</b>	47	Kick Dplx Recept
<b>TSAE32DC15S</b>	47	Kick Dplx Recept
<b>TSAE32DC20S</b>	47	Kick Dplx Recept
<b>TSAE33DA15S</b>	47	Kick Dplx Recept
<b>TSAE33DA20S</b>	47	Kick Dplx Recept
<b>TSAE33DB15S</b>	47	Kick Dplx Recept
<b>TSAE33DB20S</b>	47	Kick Dplx Recept
<b>TSAE33DC15S</b>	47	Kick Dplx Recept
<b>TSAE33DC20S</b>	47	Kick Dplx Recept
<b>TSAE34DA15S</b>	47	Kick Dplx Recept
<b>TSAE34DA20S</b>	47	Kick Dplx Recept
<b>TSAE34DB15S</b>	47	Kick Dplx Recept
<b>TSAE34DB20S</b>	47	Kick Dplx Recept
<b>TSAE34DC15S</b>	47	Kick Dplx Recept
<b>TSAE34DC20S</b>	47	Kick Dplx Recept
<b>TSAE3ADD15S</b>	47	Kick Dplx Recept
<b>TSAE3ADD20S</b>	47	Kick Dplx Recept
<b>TSAE3BDD15S</b>	47	Kick Dplx Recept
<b>TSAE3BDD20S</b>	47	Kick Dplx Recept
<b>TSAE3CDD15S</b>	47	Kick Dplx Recept
<b>TSAE3CDD20S</b>	47	Kick Dplx Recept
<b>TSAE98669</b>	51	Kick Base Power-In
<b>TSAE986691</b>	51	Kick Base Power-In
<b>TSAE986694</b>	51	Kick Base Power-In
<b>TSAE986694C</b>	51	Kick Base Power-In
<b>TSAE98669C</b>	51	Kick Base Power-In
<b>TSAE987801</b>	51	Kick Base Power-In
<b>TSAEGROM</b>	54, 70	Grommet Pkg
<b>TSAEMPTP3</b>	46	Kick Pwrway Conn
<b>TSAEMPTP4</b>	46	Kick Pwrway Conn
<b>TSAEP342</b>	49	Kick Power Pole
<b>TSAEP348</b>	49	Kick Power Pole
<b>TSAEP354</b>	49	Kick Power Pole
<b>TSAEP366</b>	49	Kick Power Pole
<b>TSAEP442</b>	49	Kick Power Pole

Style Number	Page	Description
<b>TSAEP448</b>	49	Kick Power Pole
<b>TSAEP454</b>	49	Kick Power Pole
<b>TSAEP466</b>	49	Kick Power Pole
<b>TSAEPC42</b>	50	Kick Cable Pole
<b>TSAEPC48</b>	50	Kick Cable Pole
<b>TSAEPC54</b>	50	Kick Cable Pole
<b>TSAEPC66</b>	50	Kick Cable Pole
<b>TSAERDP</b>	52	Comm Mdl Pkg
<b>TSAERDW</b>	53	Comm Mdl Pkg
<b>TSAERDWNV</b>	48	Kick Comm Mdl Pkg
<b>TSAERPP</b>	52	Recept Pkg
<b>TSAERPW</b>	53	Receptacle Pkg
<b>TSAERPWNY</b>	48	Kick Pwr Recept Pkg
<b>TSAEVWM48</b>	76	Kick Vert Wire Mgr
<b>TSAEVWMZ20</b>	76	Kick Vert Wire Mgr
<b>TSAFCVR</b>	89	Kick FS Wire Cvr
<b>TSAFHB1836</b>	97	Kick Bridge
<b>TSAFHB1836F</b>	97	Kick Bridge
<b>TSAFHB1836M</b>	97	Kick Bridge
<b>TSAFHB1842</b>	97	Kick Bridge
<b>TSAFHB1842F</b>	97	Kick Bridge
<b>TSAFHB1842M</b>	97	Kick Bridge
<b>TSAFHB1848</b>	97	Kick Bridge
<b>TSAFHB1848F</b>	97	Kick Bridge
<b>TSAFHB1848M</b>	97	Kick Bridge
<b>TSAFHB1860</b>	97	Kick Bridge
<b>TSAFHB1860F</b>	97	Kick Bridge
<b>TSAFHB1860M</b>	97	Kick Bridge
<b>TSAFHB2436</b>	97	Kick Bridge
<b>TSAFHB2436F</b>	97	Kick Bridge
<b>TSAFHB2436M</b>	97	Kick Bridge
<b>TSAFHB2442</b>	97	Kick Bridge
<b>TSAFHB2442F</b>	97	Kick Bridge
<b>TSAFHB2442M</b>	97	Kick Bridge
<b>TSAFHB2448</b>	97	Kick Bridge
<b>TSAFHB2448F</b>	97	Kick Bridge
<b>TSAFHB2448M</b>	97	Kick Bridge
<b>TSAFHB2460</b>	97	Kick Bridge
<b>TSAFHB2460F</b>	97	Kick Bridge
<b>TSAFHB2460M</b>	97	Kick Bridge
<b>TSAFHC1836</b>	89	Kick Corner Desk
<b>TSAFHC1836F</b>	89	Kick Corner Desk
<b>TSAFHC1836M</b>	89	Kick Corner Desk
<b>TSAFHC1842</b>	89	Kick Corner Desk
<b>TSAFHC1842F</b>	89	Kick Corner Desk
<b>TSAFHC1842M</b>	89	Kick Corner Desk
<b>TSAFHC1848</b>	89	Kick Corner Desk
<b>TSAFHC1848F</b>	89	Kick Corner Desk
<b>TSAFHC1848M</b>	89	Kick Corner Desk
<b>TSAFHC2436</b>	89	Kick Corner Desk
<b>TSAFHC2436F</b>	89	Kick Corner Desk
<b>TSAFHC2436M</b>	89	Kick Corner Desk
<b>TSAFHC2442</b>	89	Kick Corner Desk
<b>TSAFHC2442F</b>	89	Kick Corner Desk
<b>TSAFHC2442M</b>	89	Kick Corner Desk

Style Number	Page	Description	Style Number	Page	Description
<b>TSAFHC2448</b>	89	Kick Corner Desk	<b>TSAFHF1836F</b>	91	Kick Return
<b>TSAFHC2448F</b>	89	Kick Corner Desk	<b>TSAFHF1836M</b>	91	Kick Return
<b>TSAFHC2448M</b>	89	Kick Corner Desk	<b>TSAFHF1842</b>	91	Kick Return
<b>TSAFHD2448</b>	83	Kick Desk Shell	<b>TSAFHF1842F</b>	91	Kick Return
<b>TSAFHD2448F</b>	83	Kick Desk Shell	<b>TSAFHF1842M</b>	91	Kick Return
<b>TSAFHD2448M</b>	83	Kick Desk Shell	<b>TSAFHF1848</b>	91	Kick Return
<b>TSAFHD2460</b>	83	Kick Desk Shell	<b>TSAFHF1848F</b>	91	Kick Return
<b>TSAFHD2460F</b>	83	Kick Desk Shell	<b>TSAFHF1848M</b>	91	Kick Return
<b>TSAFHD2460M</b>	83	Kick Desk Shell	<b>TSAFHG1836</b>	91	Kick Return
<b>TSAFHD2466</b>	83	Kick Desk Shell	<b>TSAFHG1836F</b>	91	Kick Return
<b>TSAFHD2466F</b>	83	Kick Desk Shell	<b>TSAFHG1836M</b>	91	Kick Return
<b>TSAFHD2466M</b>	83	Kick Desk Shell	<b>TSAFHG1842</b>	91	Kick Return
<b>TSAFHD2472</b>	83	Kick Desk Shell	<b>TSAFHG1842F</b>	91	Kick Return
<b>TSAFHD2472F</b>	83	Kick Desk Shell	<b>TSAFHG1842M</b>	91	Kick Return
<b>TSAFHD2472M</b>	83	Kick Desk Shell	<b>TSAFHG1848</b>	91	Kick Return
<b>TSAFHD3060</b>	83	Kick Desk Shell	<b>TSAFHG1848F</b>	91	Kick Return
<b>TSAFHD3060F</b>	83	Kick Desk Shell	<b>TSAFHG1848M</b>	91	Kick Return
<b>TSAFHD3060M</b>	83	Kick Desk Shell	<b>TSAFHM2460</b>	87	Kick Double-Pedestal Desk
<b>TSAFHD3066</b>	83	Kick Desk Shell	<b>TSAFHM2460F</b>	87	Kick Double-Pedestal Desk
<b>TSAFHD3066F</b>	83	Kick Desk Shell	<b>TSAFHM2460M</b>	87	Kick Double-Pedestal Desk
<b>TSAFHD3066M</b>	83	Kick Desk Shell	<b>TSAFHM2466</b>	87	Kick Double-Pedestal Desk
<b>TSAFHD3072</b>	83	Kick Desk Shell	<b>TSAFHM2466F</b>	87	Kick Double-Pedestal Desk
<b>TSAFHD3072F</b>	83	Kick Desk Shell	<b>TSAFHM2466M</b>	87	Kick Double-Pedestal Desk
<b>TSAFHD3072M</b>	83	Kick Desk Shell	<b>TSAFHM2472</b>	87	Kick Double-Pedestal Desk
<b>TSAFHD3660</b>	83	Kick Desk Shell	<b>TSAFHM2472F</b>	87	Kick Double-Pedestal Desk
<b>TSAFHD3660F</b>	83	Kick Desk Shell	<b>TSAFHM2472M</b>	87	Kick Double-Pedestal Desk
<b>TSAFHD3660M</b>	83	Kick Desk Shell	<b>TSAFHM3060</b>	87	Kick Double-Pedestal Desk
<b>TSAFHD3666</b>	83	Kick Desk Shell	<b>TSAFHM3060F</b>	87	Kick Double-Pedestal Desk
<b>TSAFHD3666F</b>	83	Kick Desk Shell	<b>TSAFHM3060M</b>	87	Kick Double-Pedestal Desk
<b>TSAFHD3666M</b>	83	Kick Desk Shell	<b>TSAFHM3066</b>	87	Kick Double-Pedestal Desk
<b>TSAFHD3672</b>	83	Kick Desk Shell	<b>TSAFHM3066F</b>	87	Kick Double-Pedestal Desk
<b>TSAFHD3672F</b>	83	Kick Desk Shell	<b>TSAFHM3066M</b>	87	Kick Double-Pedestal Desk
<b>TSAFHD3672M</b>	83	Kick Desk Shell	<b>TSAFHM3072</b>	87	Kick Double-Pedestal Desk
<b>TSAFHE2424</b>	90	Kick Return	<b>TSAFHM3072F</b>	87	Kick Double-Pedestal Desk
<b>TSAFHE2424F</b>	91	Kick Return	<b>TSAFHM3072M</b>	87	Kick Double-Pedestal Desk
<b>TSAFHE2424M</b>	90	Kick Return	<b>TSAFHM3660</b>	87	Kick Double-Pedestal Desk
<b>TSAFHE2430</b>	90	Kick Return	<b>TSAFHM3660F</b>	87	Kick Double-Pedestal Desk
<b>TSAFHE2430F</b>	91	Kick Return	<b>TSAFHM3660M</b>	87	Kick Double-Pedestal Desk
<b>TSAFHE2430M</b>	90	Kick Return	<b>TSAFHM3666</b>	87	Kick Double-Pedestal Desk
<b>TSAFHE2436</b>	90	Kick Return	<b>TSAFHM3666F</b>	87	Kick Double-Pedestal Desk
<b>TSAFHE2436F</b>	91	Kick Return	<b>TSAFHM3666M</b>	87	Kick Double-Pedestal Desk
<b>TSAFHE2436M</b>	90	Kick Return	<b>TSAFHM3672</b>	87	Kick Double-Pedestal Desk
<b>TSAFHE2442</b>	90	Kick Return	<b>TSAFHM3672F</b>	87	Kick Double-Pedestal Desk
<b>TSAFHE2442F</b>	91	Kick Return	<b>TSAFHM3672M</b>	87	Kick Double-Pedestal Desk
<b>TSAFHE2442M</b>	90	Kick Return	<b>TSAFHN2448</b>	85	Kick Single-Pedestal Desk
<b>TSAFHE2448</b>	90	Kick Return	<b>TSAFHN2448F</b>	85	Kick Single-Pedestal Desk
<b>TSAFHE2448F</b>	91	Kick Return	<b>TSAFHN2448M</b>	85	Kick Single-Pedestal Desk
<b>TSAFHE2448M</b>	90	Kick Return	<b>TSAFHN2460</b>	85	Kick Single-Pedestal Desk
<b>TSAFHE2454</b>	90	Kick Return	<b>TSAFHN2460F</b>	85	Kick Single-Pedestal Desk
<b>TSAFHE2454F</b>	91	Kick Return	<b>TSAFHN2460M</b>	85	Kick Single-Pedestal Desk
<b>TSAFHE2454M</b>	90	Kick Return	<b>TSAFHN2466</b>	85	Kick Single-Pedestal Desk
<b>TSAFHE2460</b>	90	Kick Return	<b>TSAFHN2466F</b>	85	Kick Single-Pedestal Desk
<b>TSAFHE2460F</b>	91	Kick Return	<b>TSAFHN2466M</b>	85	Kick Single-Pedestal Desk
<b>TSAFHE2460M</b>	90	Kick Return	<b>TSAFHN2472</b>	85	Kick Single-Pedestal Desk
<b>TSAFHF1836</b>	91	Kick Return	<b>TSAFHN2472F</b>	85	Kick Single-Pedestal Desk

Style Number Index, continued

Style Number	Page	Description
<b>TSAFHN2472M</b>	85	Kick Single-Pedestal Desk
<b>TSAFHN3048</b>	85	Kick Single-Pedestal Desk
<b>TSAFHN3048F</b>	85	Kick Single-Pedestal Desk
<b>TSAFHN3048M</b>	85	Kick Single-Pedestal Desk
<b>TSAFHN3060</b>	85	Kick Single-Pedestal Desk
<b>TSAFHN3060F</b>	85	Kick Single-Pedestal Desk
<b>TSAFHN3060M</b>	85	Kick Single-Pedestal Desk
<b>TSAFHN3066</b>	85	Kick Single-Pedestal Desk
<b>TSAFHN3066F</b>	85	Kick Single-Pedestal Desk
<b>TSAFHN3066M</b>	85	Kick Single-Pedestal Desk
<b>TSAFHN3072</b>	85	Kick Single-Pedestal Desk
<b>TSAFHN3072F</b>	85	Kick Single-Pedestal Desk
<b>TSAFHN3072M</b>	85	Kick Single-Pedestal Desk
<b>TSAFHN3660</b>	85	Kick Single-Pedestal Desk
<b>TSAFHN3660F</b>	85	Kick Single-Pedestal Desk
<b>TSAFHN3660M</b>	85	Kick Single-Pedestal Desk
<b>TSAFHN3666</b>	85	Kick Single-Pedestal Desk
<b>TSAFHN3666F</b>	85	Kick Single-Pedestal Desk
<b>TSAFHN3666M</b>	85	Kick Single-Pedestal Desk
<b>TSAFHN3672</b>	85	Kick Single-Pedestal Desk
<b>TSAFHN3672F</b>	85	Kick Single-Pedestal Desk
<b>TSAFHN3672M</b>	85	Kick Single-Pedestal Desk
<b>TSAFHP3060</b>	98	Kick Peninsula Worksurface
<b>TSAFHP3060F</b>	98	Kick Peninsula Worksurface
<b>TSAFHP3060M</b>	98	Kick Peninsula Worksurface
<b>TSAFHP3072</b>	98	Kick Peninsula Worksurface
<b>TSAFHP3072F</b>	98	Kick Peninsula Worksurface
<b>TSAFHP3072M</b>	98	Kick Peninsula Worksurface
<b>TSAFHR2424</b>	92	Kick Single-Pedestal Return
<b>TSAFHR2424F</b>	93	Kick Single-Pedestal Return
<b>TSAFHR2424M</b>	93	Kick Single-Pedestal Return
<b>TSAFHR2430</b>	92	Kick Single-Pedestal Return
<b>TSAFHR2430F</b>	93	Kick Single-Pedestal Return
<b>TSAFHR2430M</b>	93	Kick Single-Pedestal Return
<b>TSAFHR2436</b>	92	Kick Single-Pedestal Return
<b>TSAFHR2436F</b>	93	Kick Single-Pedestal Return
<b>TSAFHR2436M</b>	93	Kick Single-Pedestal Return
<b>TSAFHR2442</b>	92	Kick Single-Pedestal Return
<b>TSAFHR2442F</b>	93	Kick Single-Pedestal Return
<b>TSAFHR2442M</b>	93	Kick Single-Pedestal Return
<b>TSAFHR2448</b>	92	Kick Single-Pedestal Return
<b>TSAFHR2448F</b>	93	Kick Single-Pedestal Return
<b>TSAFHR2448M</b>	93	Kick Single-Pedestal Return
<b>TSAFHR2454</b>	92	Kick Single-Pedestal Return
<b>TSAFHR2454F</b>	93	Kick Single-Pedestal Return
<b>TSAFHR2454M</b>	93	Kick Single-Pedestal Return
<b>TSAFHR2460</b>	92	Kick Single-Pedestal Return
<b>TSAFHR2460F</b>	93	Kick Single-Pedestal Return
<b>TSAFHR2460M</b>	93	Kick Single-Pedestal Return
<b>TSAFHT1836</b>	93	Kick Single-Pedestal Return
<b>TSAFHT1836F</b>	93	Kick Single-Pedestal Return
<b>TSAFHT1836M</b>	93	Kick Single-Pedestal Return
<b>TSAFHT1842</b>	93	Kick Single-Pedestal Return
<b>TSAFHT1842F</b>	93	Kick Single-Pedestal Return
<b>TSAFHT1842M</b>	93	Kick Single-Pedestal Return

Style Number	Page	Description
<b>TSAFHT1848</b>	93	Kick Single-Pedestal Return
<b>TSAFHT1848F</b>	93	Kick Single-Pedestal Return
<b>TSAFHT1848M</b>	93	Kick Single-Pedestal Return
<b>TSAFHU1836</b>	93	Kick Single-Pedestal Return
<b>TSAFHU1836F</b>	94	Kick Single-Pedestal Return
<b>TSAFHU1836M</b>	94	Kick Single-Pedestal Return
<b>TSAFHU1842</b>	93	Kick Single-Pedestal Return
<b>TSAFHU1842F</b>	94	Kick Single-Pedestal Return
<b>TSAFHU1842M</b>	94	Kick Single-Pedestal Return
<b>TSAFHU1848</b>	93	Kick Single-Pedestal Return
<b>TSAFHU1848F</b>	94	Kick Single-Pedestal Return
<b>TSAFHU1848M</b>	94	Kick Single-Pedestal Return
<b>TSAFLB1836</b>	97	Kick Bridge
<b>TSAFLB1836F</b>	97	Kick Bridge
<b>TSAFLB1836M</b>	97	Kick Bridge
<b>TSAFLB1842</b>	97	Kick Bridge
<b>TSAFLB1842F</b>	97	Kick Bridge
<b>TSAFLB1842M</b>	97	Kick Bridge
<b>TSAFLB1848</b>	97	Kick Bridge
<b>TSAFLB1848F</b>	97	Kick Bridge
<b>TSAFLB1848M</b>	97	Kick Bridge
<b>TSAFLB1860</b>	97	Kick Bridge
<b>TSAFLB1860F</b>	97	Kick Bridge
<b>TSAFLB1860M</b>	97	Kick Bridge
<b>TSAFLB2436</b>	97	Kick Bridge
<b>TSAFLB2436F</b>	97	Kick Bridge
<b>TSAFLB2436M</b>	97	Kick Bridge
<b>TSAFLB2442</b>	97	Kick Bridge
<b>TSAFLB2442F</b>	97	Kick Bridge
<b>TSAFLB2442M</b>	97	Kick Bridge
<b>TSAFLB2448</b>	97	Kick Bridge
<b>TSAFLB2448F</b>	97	Kick Bridge
<b>TSAFLB2448M</b>	97	Kick Bridge
<b>TSAFLB2460</b>	97	Kick Bridge
<b>TSAFLB2460F</b>	97	Kick Bridge
<b>TSAFLB2460M</b>	97	Kick Bridge
<b>TSAFLC1836</b>	89	Kick Corner Desk
<b>TSAFLC1836F</b>	89	Kick Corner Desk
<b>TSAFLC1836M</b>	89	Kick Corner Desk
<b>TSAFLC1842</b>	89	Kick Corner Desk
<b>TSAFLC1842F</b>	89	Kick Corner Desk
<b>TSAFLC1842M</b>	89	Kick Corner Desk
<b>TSAFLC1848</b>	89	Kick Corner Desk
<b>TSAFLC1848F</b>	89	Kick Corner Desk
<b>TSAFLC1848M</b>	89	Kick Corner Desk
<b>TSAFLC2436</b>	89	Kick Corner Desk
<b>TSAFLC2436F</b>	89	Kick Corner Desk
<b>TSAFLC2436M</b>	89	Kick Corner Desk
<b>TSAFLC2442</b>	89	Kick Corner Desk
<b>TSAFLC2442F</b>	89	Kick Corner Desk
<b>TSAFLC2442M</b>	89	Kick Corner Desk
<b>TSAFLC2448</b>	89	Kick Corner Desk
<b>TSAFLC2448F</b>	89	Kick Corner Desk
<b>TSAFLC2448M</b>	89	Kick Corner Desk
<b>TSAFLD2448</b>	83	Kick Desk Shell

Style Number	Page	Description	Style Number	Page	Description
<b>TSAFLD2448F</b>	83	Kick Desk Shell	<b>TSAFLF1842M</b>	91	Kick Return
<b>TSAFLD2448M</b>	83	Kick Desk Shell	<b>TSAFLF1848</b>	91	Kick Return
<b>TSAFLD2460</b>	83	Kick Desk Shell	<b>TSAFLF1848F</b>	91	Kick Return
<b>TSAFLD2460F</b>	83	Kick Desk Shell	<b>TSAFLF1848M</b>	91	Kick Return
<b>TSAFLD2460M</b>	83	Kick Desk Shell	<b>TSAFLG1836</b>	91	Kick Return
<b>TSAFLD2466</b>	83	Kick Desk Shell	<b>TSAFLG1836F</b>	91	Kick Return
<b>TSAFLD2466F</b>	83	Kick Desk Shell	<b>TSAFLG1836M</b>	91	Kick Return
<b>TSAFLD2466M</b>	83	Kick Desk Shell	<b>TSAFLG1842</b>	91	Kick Return
<b>TSAFLD2472</b>	83	Kick Desk Shell	<b>TSAFLG1842F</b>	91	Kick Return
<b>TSAFLD2472F</b>	83	Kick Desk Shell	<b>TSAFLG1842M</b>	91	Kick Return
<b>TSAFLD2472M</b>	83	Kick Desk Shell	<b>TSAFLG1848</b>	91	Kick Return
<b>TSAFLD3060</b>	83	Kick Desk Shell	<b>TSAFLG1848F</b>	91	Kick Return
<b>TSAFLD3060F</b>	83	Kick Desk Shell	<b>TSAFLG1848M</b>	91	Kick Return
<b>TSAFLD3060M</b>	83	Kick Desk Shell	<b>TSAFLM2460</b>	87	Kick Double-Pedestal Desk
<b>TSAFLD3066</b>	83	Kick Desk Shell	<b>TSAFLM2460F</b>	87	Kick Double-Pedestal Desk
<b>TSAFLD3066F</b>	83	Kick Desk Shell	<b>TSAFLM2460M</b>	87	Kick Double-Pedestal Desk
<b>TSAFLD3066M</b>	83	Kick Desk Shell	<b>TSAFLM2466</b>	87	Kick Double-Pedestal Desk
<b>TSAFLD3072</b>	83	Kick Desk Shell	<b>TSAFLM2466F</b>	87	Kick Double-Pedestal Desk
<b>TSAFLD3072F</b>	83	Kick Desk Shell	<b>TSAFLM2466M</b>	87	Kick Double-Pedestal Desk
<b>TSAFLD3072M</b>	83	Kick Desk Shell	<b>TSAFLM2472</b>	87	Kick Double-Pedestal Desk
<b>TSAFLD3660</b>	83	Kick Desk Shell	<b>TSAFLM2472F</b>	87	Kick Double-Pedestal Desk
<b>TSAFLD3660F</b>	83	Kick Desk Shell	<b>TSAFLM2472M</b>	87	Kick Double-Pedestal Desk
<b>TSAFLD3660M</b>	83	Kick Desk Shell	<b>TSAFLM3060</b>	87	Kick Double-Pedestal Desk
<b>TSAFLD3666</b>	83	Kick Desk Shell	<b>TSAFLM3060F</b>	87	Kick Double-Pedestal Desk
<b>TSAFLD3666F</b>	83	Kick Desk Shell	<b>TSAFLM3060M</b>	87	Kick Double-Pedestal Desk
<b>TSAFLD3666M</b>	83	Kick Desk Shell	<b>TSAFLM3066</b>	87	Kick Double-Pedestal Desk
<b>TSAFLD3672</b>	83	Kick Desk Shell	<b>TSAFLM3066F</b>	87	Kick Double-Pedestal Desk
<b>TSAFLD3672F</b>	83	Kick Desk Shell	<b>TSAFLM3066M</b>	87	Kick Double-Pedestal Desk
<b>TSAFLD3672M</b>	83	Kick Desk Shell	<b>TSAFLM3072</b>	87	Kick Double-Pedestal Desk
<b>TSAFLE2424</b>	90	Kick Return	<b>TSAFLM3072F</b>	87	Kick Double-Pedestal Desk
<b>TSAFLE2424F</b>	91	Kick Return	<b>TSAFLM3072M</b>	87	Kick Double-Pedestal Desk
<b>TSAFLE2424M</b>	90	Kick Return	<b>TSAFLM3660</b>	87	Kick Double-Pedestal Desk
<b>TSAFLE2430</b>	90	Kick Return	<b>TSAFLM3660F</b>	87	Kick Double-Pedestal Desk
<b>TSAFLE2430F</b>	91	Kick Return	<b>TSAFLM3660M</b>	87	Kick Double-Pedestal Desk
<b>TSAFLE2430M</b>	90	Kick Return	<b>TSAFLM3666</b>	87	Kick Double-Pedestal Desk
<b>TSAFLE2436</b>	90	Kick Return	<b>TSAFLM3666F</b>	87	Kick Double-Pedestal Desk
<b>TSAFLE2436F</b>	91	Kick Return	<b>TSAFLM3666M</b>	87	Kick Double-Pedestal Desk
<b>TSAFLE2436M</b>	90	Kick Return	<b>TSAFLM3672</b>	87	Kick Double-Pedestal Desk
<b>TSAFLE2442</b>	90	Kick Return	<b>TSAFLM3672F</b>	87	Kick Double-Pedestal Desk
<b>TSAFLE2442F</b>	91	Kick Return	<b>TSAFLM3672M</b>	87	Kick Double-Pedestal Desk
<b>TSAFLE2442M</b>	90	Kick Return	<b>TSAFLN2448</b>	85	Kick Single-Pedestal Desk
<b>TSAFLE2448</b>	90	Kick Return	<b>TSAFLN2448F</b>	85	Kick Single-Pedestal Desk
<b>TSAFLE2448F</b>	91	Kick Return	<b>TSAFLN2448M</b>	85	Kick Single-Pedestal Desk
<b>TSAFLE2448M</b>	90	Kick Return	<b>TSAFLN2460</b>	85	Kick Single-Pedestal Desk
<b>TSAFLE2454</b>	90	Kick Return	<b>TSAFLN2460F</b>	85	Kick Single-Pedestal Desk
<b>TSAFLE2454F</b>	91	Kick Return	<b>TSAFLN2460M</b>	85	Kick Single-Pedestal Desk
<b>TSAFLE2454M</b>	90	Kick Return	<b>TSAFLN2466</b>	85	Kick Single-Pedestal Desk
<b>TSAFLE2460</b>	90	Kick Return	<b>TSAFLN2466F</b>	85	Kick Single-Pedestal Desk
<b>TSAFLE2460F</b>	91	Kick Return	<b>TSAFLN2466M</b>	85	Kick Single-Pedestal Desk
<b>TSAFLE2460M</b>	90	Kick Return	<b>TSAFLN2472</b>	85	Kick Single-Pedestal Desk
<b>TSAFLF1836</b>	91	Kick Return	<b>TSAFLN2472F</b>	85	Kick Single-Pedestal Desk
<b>TSAFLF1836F</b>	91	Kick Return	<b>TSAFLN2472M</b>	85	Kick Single-Pedestal Desk
<b>TSAFLF1836M</b>	91	Kick Return	<b>TSAFLN3048</b>	85	Kick Single-Pedestal Desk
<b>TSAFLF1842</b>	91	Kick Return	<b>TSAFLN3048F</b>	85	Kick Single-Pedestal Desk
<b>TSAFLF1842F</b>	91	Kick Return	<b>TSAFLN3048M</b>	85	Kick Single-Pedestal Desk

Style Number Index, continued

Style Number	Page	Description
<b>TS AFLN3060</b>	85	Kick Single-Pedestal Desk
<b>TS AFLN3060F</b>	85	Kick Single-Pedestal Desk
<b>TS AFLN3060M</b>	85	Kick Single-Pedestal Desk
<b>TS AFLN3066</b>	85	Kick Single-Pedestal Desk
<b>TS AFLN3066F</b>	85	Kick Single-Pedestal Desk
<b>TS AFLN3066M</b>	85	Kick Single-Pedestal Desk
<b>TS AFLN3072</b>	85	Kick Single-Pedestal Desk
<b>TS AFLN3072F</b>	85	Kick Single-Pedestal Desk
<b>TS AFLN3072M</b>	85	Kick Single-Pedestal Desk
<b>TS AFLN3660</b>	85	Kick Single-Pedestal Desk
<b>TS AFLN3660F</b>	85	Kick Single-Pedestal Desk
<b>TS AFLN3660M</b>	85	Kick Single-Pedestal Desk
<b>TS AFLN3666</b>	85	Kick Single-Pedestal Desk
<b>TS AFLN3666F</b>	85	Kick Single-Pedestal Desk
<b>TS AFLN3666M</b>	85	Kick Single-Pedestal Desk
<b>TS AFLN3672</b>	85	Kick Single-Pedestal Desk
<b>TS AFLN3672F</b>	85	Kick Single-Pedestal Desk
<b>TS AFLN3672M</b>	85	Kick Single-Pedestal Desk
<b>TS AFLP3060</b>	98	Kick Peninsula Worksurface
<b>TS AFLP3060F</b>	98	Kick Peninsula Worksurface
<b>TS AFLP3060M</b>	98	Kick Peninsula Worksurface
<b>TS AFLP3072</b>	98	Kick Peninsula Worksurface
<b>TS AFLP3072F</b>	98	Kick Peninsula Worksurface
<b>TS AFLP3072M</b>	98	Kick Peninsula Worksurface
<b>TS AFLR2424</b>	92	Kick Single-Pedestal Return
<b>TS AFLR2424F</b>	93	Kick Single-Pedestal Return
<b>TS AFLR2424M</b>	93	Kick Single-Pedestal Return
<b>TS AFLR2430</b>	92	Kick Single-Pedestal Return
<b>TS AFLR2430F</b>	93	Kick Single-Pedestal Return
<b>TS AFLR2430M</b>	93	Kick Single-Pedestal Return
<b>TS AFLR2436</b>	92	Kick Single-Pedestal Return
<b>TS AFLR2436F</b>	93	Kick Single-Pedestal Return
<b>TS AFLR2436M</b>	93	Kick Single-Pedestal Return
<b>TS AFLR2442</b>	92	Kick Single-Pedestal Return
<b>TS AFLR2442F</b>	93	Kick Single-Pedestal Return
<b>TS AFLR2442M</b>	93	Kick Single-Pedestal Return
<b>TS AFLR2448</b>	92	Kick Single-Pedestal Return
<b>TS AFLR2448F</b>	93	Kick Single-Pedestal Return
<b>TS AFLR2448M</b>	93	Kick Single-Pedestal Return
<b>TS AFLR2454</b>	92	Kick Single-Pedestal Return
<b>TS AFLR2454F</b>	93	Kick Single-Pedestal Return
<b>TS AFLR2454M</b>	93	Kick Single-Pedestal Return
<b>TS AFLR2460</b>	92	Kick Single-Pedestal Return
<b>TS AFLR2460F</b>	93	Kick Single-Pedestal Return
<b>TS AFLR2460M</b>	93	Kick Single-Pedestal Return
<b>TS AFLT1836</b>	93	Kick Single-Pedestal Return
<b>TS AFLT1836F</b>	93	Kick Single-Pedestal Return
<b>TS AFLT1836M</b>	93	Kick Single-Pedestal Return
<b>TS AFLT1842</b>	93	Kick Single-Pedestal Return
<b>TS AFLT1842F</b>	93	Kick Single-Pedestal Return
<b>TS AFLT1842M</b>	93	Kick Single-Pedestal Return
<b>TS AFLT1848</b>	93	Kick Single-Pedestal Return
<b>TS AFLT1848F</b>	93	Kick Single-Pedestal Return
<b>TS AFLT1848M</b>	93	Kick Single-Pedestal Return
<b>TS AFLU1836</b>	93	Kick Single-Pedestal Return

Style Number	Page	Description
<b>TS AFLU1836F</b>	94	Kick Single-Pedestal Return
<b>TS AFLU1836M</b>	94	Kick Single-Pedestal Return
<b>TS AFLU1842</b>	93	Kick Single-Pedestal Return
<b>TS AFLU1842F</b>	94	Kick Single-Pedestal Return
<b>TS AFLU1842M</b>	94	Kick Single-Pedestal Return
<b>TS AFLU1848</b>	93	Kick Single-Pedestal Return
<b>TS AFLU1848F</b>	94	Kick Single-Pedestal Return
<b>TS AFLU1848M</b>	94	Kick Single-Pedestal Return
<b>TS AFSD48</b>	99	Kick FS MD OH Cab
<b>TS AFSD60</b>	99	Kick FS MD OH Cab
<b>TS AFSD66</b>	99	Kick FS MD OH Cab
<b>TS AFSD72</b>	99	Kick FS MD OH Cab
<b>TS AFSS48</b>	99	Kick FS MD OH Cab
<b>TS AFSS60</b>	99	Kick FS MD OH Cab
<b>TS AFSS66</b>	99	Kick FS MD OH Cab
<b>TS AFSS72</b>	99	Kick FS MD OH Cab
<b>TS AFTB48</b>	100	Kick FS MD Tkbd
<b>TS AFTB60</b>	100	Kick FS MD Tkbd
<b>TS AFTB66</b>	100	Kick FS MD Tkbd
<b>TS AFTB72</b>	100	Kick FS MD Tkbd
<b>TS APB120</b>	42	Kick Connectors
<b>TS APB120P</b>	42	Kick Connectors
<b>TS APBCOH</b>	42	Kick Connector Pkg
<b>TS APBOM</b>	43	Off-Mod Conn Univ
<b>TS APBOM24</b>	43	Off-Mod Conn Panel
<b>TS APBOM30</b>	43	Off-Mod Conn Panel
<b>TS APBOM36</b>	43	Off-Mod Conn Panel
<b>TS APBOM42</b>	43	Off-Mod Conn Panel
<b>TS APBOM48</b>	43	Off-Mod Conn Panel
<b>TS APBOM60</b>	43	Off-Mod Conn Panel
<b>TS APBWS66</b>	42	Kick Connector Pkg
<b>TS APDSK6636</b>	44	Kick Sliding Pnl Dr
<b>TS APDSK6642</b>	44	Kick Sliding Pnl Dr
<b>TS APDSK7836</b>	44	Kick Sliding Pnl Dr
<b>TS APDSK7842</b>	44	Kick Sliding Pnl Dr
<b>TS APDSO6636</b>	45	Kick Univ Sliding Pnl Dr
<b>TS APDSO6642</b>	45	Kick Univ Sliding Pnl Dr
<b>TS APDSO7836</b>	45	Kick Univ Sliding Pnl Dr
<b>TS APDSO7842</b>	45	Kick Univ Sliding Pnl Dr
<b>TS APF4224</b>	25	Kick Tack Acst Pnl
<b>TS APF4230</b>	25	Kick Tack Acst Pnl
<b>TS APF4236</b>	25	Kick Tack Acst Pnl
<b>TS APF4242</b>	25	Kick Tack Acst Pnl
<b>TS APF4248</b>	25	Kick Tack Acst Pnl
<b>TS APF4260</b>	25	Kick Tack Acst Pnl
<b>TS APF4824</b>	25	Kick Tack Acst Pnl
<b>TS APF4830</b>	25	Kick Tack Acst Pnl
<b>TS APF4836</b>	25	Kick Tack Acst Pnl
<b>TS APF4842</b>	25	Kick Tack Acst Pnl
<b>TS APF4848</b>	25	Kick Tack Acst Pnl
<b>TS APF4860</b>	25	Kick Tack Acst Pnl
<b>TS APF5424</b>	25	Kick Tack Acst Pnl
<b>TS APF5430</b>	25	Kick Tack Acst Pnl
<b>TS APF5436</b>	25	Kick Tack Acst Pnl
<b>TS APF5442</b>	25	Kick Tack Acst Pnl



Style Number	Page	Description	Style Number	Page	Description
TSAPF5448	25	Kick Tack Acst Pnl	TSAPNL4242	36	Kick Laminate Panel Insert
TSAPF5460	25	Kick Tack Acst Pnl	TSAPNL4248	36	Kick Laminate Panel Insert
TSAPF6624	25	Kick Tack Acst Pnl	TSAPNL4260	36	Kick Laminate Panel Insert
TSAPF6630	25	Kick Tack Acst Pnl	TSAPNL5424	36	Kick Laminate Panel Insert
TSAPF6636	25	Kick Tack Acst Pnl	TSAPNL5430	36	Kick Laminate Panel Insert
TSAPF6642	25	Kick Tack Acst Pnl	TSAPNL5436	36	Kick Laminate Panel Insert
TSAPF6648	25	Kick Tack Acst Pnl	TSAPNL5442	36	Kick Laminate Panel Insert
TSAPF6660	25	Kick Tack Acst Pnl	TSAPNL5448	36	Kick Laminate Panel Insert
TSAPG4224	25	Kick Glass Panel	TSAPNL5460	36	Kick Laminate Panel Insert
TSAPG4230	25	Kick Glass Panel	TSAPNL6624	36	Kick Laminate Panel Insert
TSAPG4236	25	Kick Glass Panel	TSAPNL6630	36	Kick Laminate Panel Insert
TSAPG4242	25	Kick Glass Panel	TSAPNL6636	36	Kick Laminate Panel Insert
TSAPG4248	25	Kick Glass Panel	TSAPNL6642	36	Kick Laminate Panel Insert
TSAPG4824	25	Kick Glass Panel	TSAPNL6648	36	Kick Laminate Panel Insert
TSAPG4830	25	Kick Glass Panel	TSAPNL6660	36	Kick Laminate Panel Insert
TSAPG4836	25	Kick Glass Panel	TSAPP4224	25	Kick Perf Steel Pnl
TSAPG4842	25	Kick Glass Panel	TSAPP4230	25	Kick Perf Steel Pnl
TSAPG4848	25	Kick Glass Panel	TSAPP4236	25	Kick Perf Steel Pnl
TSAPG5424	25	Kick Glass Panel	TSAPP4242	25	Kick Perf Steel Pnl
TSAPG5430	25	Kick Glass Panel	TSAPP4248	25	Kick Perf Steel Pnl
TSAPG5436	25	Kick Glass Panel	TSAPP4824	25	Kick Perf Steel Pnl
TSAPG5442	25	Kick Glass Panel	TSAPP4830	25	Kick Perf Steel Pnl
TSAPG5448	25	Kick Glass Panel	TSAPP4836	25	Kick Perf Steel Pnl
TSAPG6624	25	Kick Glass Panel	TSAPP4842	25	Kick Perf Steel Pnl
TSAPG6630	25	Kick Glass Panel	TSAPP4848	25	Kick Perf Steel Pnl
TSAPG6636	25	Kick Glass Panel	TSAPP5424	25	Kick Perf Steel Pnl
TSAPG6642	25	Kick Glass Panel	TSAPP5430	25	Kick Perf Steel Pnl
TSAPG6648	25	Kick Glass Panel	TSAPP5436	25	Kick Perf Steel Pnl
TSAPL4224	27	Kick Segmented Pnl	TSAPP5442	25	Kick Perf Steel Pnl
TSAPL4230	27	Kick Segmented Pnl	TSAPP5448	25	Kick Perf Steel Pnl
TSAPL4236	27	Kick Segmented Pnl	TSAPP6624	25	Kick Perf Steel Pnl
TSAPL4242	27	Kick Segmented Pnl	TSAPP6630	25	Kick Perf Steel Pnl
TSAPL4248	27	Kick Segmented Pnl	TSAPP6636	25	Kick Perf Steel Pnl
TSAPL4260	27	Kick Segmented Pnl	TSAPP6642	25	Kick Perf Steel Pnl
TSAPL4824	27	Kick Segmented Pnl	TSAPP6648	25	Kick Perf Steel Pnl
TSAPL4830	27	Kick Segmented Pnl	TSAPR4224	35	Kick Panel Frame
TSAPL4836	27	Kick Segmented Pnl	TSAPR4230	35	Kick Panel Frame
TSAPL4842	27	Kick Segmented Pnl	TSAPR4236	35	Kick Panel Frame
TSAPL4848	27	Kick Segmented Pnl	TSAPR4242	35	Kick Panel Frame
TSAPL4860	27	Kick Segmented Pnl	TSAPR4248	35	Kick Panel Frame
TSAPL5424	29	Kick Segmented Pnl	TSAPR4260	35	Kick Panel Frame
TSAPL5430	29	Kick Segmented Pnl	TSAPR5424	35	Kick Panel Frame
TSAPL5436	29	Kick Segmented Pnl	TSAPR5430	35	Kick Panel Frame
TSAPL5442	29	Kick Segmented Pnl	TSAPR5436	35	Kick Panel Frame
TSAPL5448	29	Kick Segmented Pnl	TSAPR5442	35	Kick Panel Frame
TSAPL5460	29	Kick Segmented Pnl	TSAPR5448	35	Kick Panel Frame
TSAPL6624	31	Kick Segmented Pnl	TSAPR5460	35	Kick Panel Frame
TSAPL6630	31	Kick Segmented Pnl	TSAPR6624	35	Kick Panel Frame
TSAPL6636	31	Kick Segmented Pnl	TSAPR6630	35	Kick Panel Frame
TSAPL6642	31	Kick Segmented Pnl	TSAPR6636	35	Kick Panel Frame
TSAPL6648	31	Kick Segmented Pnl	TSAPR6642	35	Kick Panel Frame
TSAPL6660	31	Kick Segmented Pnl	TSAPR6648	35	Kick Panel Frame
TSAPNL4224	36	Kick Laminate Panel Insert	TSAPR6660	35	Kick Panel Frame
TSAPNL4230	36	Kick Laminate Panel Insert	TSAPS1224G	33	Kick Panel Stacker
TSAPNL4236	36	Kick Laminate Panel Insert	TSAPS1224T	33	Kick Panel Stacker

Style Number Index, continued

Style Number	Page	Description
<b>TSAPS1230G</b>	33	Kick Panel Stacker
<b>TSAPS1230T</b>	33	Kick Panel Stacker
<b>TSAPS1236G</b>	33	Kick Panel Stacker
<b>TSAPS1236T</b>	33	Kick Panel Stacker
<b>TSAPS1242G</b>	33	Kick Panel Stacker
<b>TSAPS1242T</b>	33	Kick Panel Stacker
<b>TSAPS1248G</b>	33	Kick Panel Stacker
<b>TSAPS1248T</b>	33	Kick Panel Stacker
<b>TSAPS1260G</b>	33	Kick Panel Stacker
<b>TSAPS1260T</b>	33	Kick Panel Stacker
<b>TSAPS1272G</b>	33	Kick Panel Stacker
<b>TSAPS1272T</b>	33	Kick Panel Stacker
<b>TSAPS1824G</b>	33	Kick Panel Stacker
<b>TSAPS1824T</b>	33	Kick Panel Stacker
<b>TSAPS1830G</b>	33	Kick Panel Stacker
<b>TSAPS1830T</b>	33	Kick Panel Stacker
<b>TSAPS1836G</b>	33	Kick Panel Stacker
<b>TSAPS1836T</b>	33	Kick Panel Stacker
<b>TSAPS1842G</b>	33	Kick Panel Stacker
<b>TSAPS1842T</b>	33	Kick Panel Stacker
<b>TSAPS1848G</b>	33	Kick Panel Stacker
<b>TSAPS1848T</b>	33	Kick Panel Stacker
<b>TSAPS1860G</b>	33	Kick Panel Stacker
<b>TSAPS1860T</b>	33	Kick Panel Stacker
<b>TSAPS1872G</b>	33	Kick Panel Stacker
<b>TSAPS1872T</b>	33	Kick Panel Stacker
<b>TSAPS2424G</b>	33	Kick Panel Stacker
<b>TSAPS2424T</b>	33	Kick Panel Stacker
<b>TSAPS2430G</b>	33	Kick Panel Stacker
<b>TSAPS2430T</b>	33	Kick Panel Stacker
<b>TSAPS2436G</b>	33	Kick Panel Stacker
<b>TSAPS2436T</b>	33	Kick Panel Stacker
<b>TSAPS2442G</b>	33	Kick Panel Stacker
<b>TSAPS2442T</b>	33	Kick Panel Stacker
<b>TSAPS2448G</b>	33	Kick Panel Stacker
<b>TSAPS2448T</b>	33	Kick Panel Stacker
<b>TSAPS2460G</b>	33	Kick Panel Stacker
<b>TSAPS2460T</b>	33	Kick Panel Stacker
<b>TSAPS2472G</b>	33	Kick Panel Stacker
<b>TSAPS2472T</b>	33	Kick Panel Stacker
<b>TSAPTC42</b>	39	Kick Cor Trim Pkg
<b>TSAPTC48</b>	39	Kick Cor Trim Pkg
<b>TSAPTC54</b>	39	Kick Cor Trim Pkg
<b>TSAPTC66</b>	39	Kick Cor Trim Pkg
<b>TSAPTCB5442</b>	39	Kick Cor Trim Pkg
<b>TSAPTCB6642</b>	39	Kick Cor Trim Pkg
<b>TSAPTCB6654</b>	39	Kick Cor Trim Pkg
<b>TSAPTCY12</b>	40	Kick Vert Cor Trim
<b>TSAPTCY18</b>	40	Kick Vert Cor Trim
<b>TSAPTCY24</b>	40	Kick Vert Cor Trim
<b>TSAPTCY42</b>	40	Kick Vert Cor Trim
<b>TSAPTCY48</b>	40	Kick Vert Cor Trim
<b>TSAPTCY54</b>	40	Kick Vert Cor Trim
<b>TSAPTCY6</b>	40	Kick Vert Cor Trim
<b>TSAPTCY66</b>	40	Kick Vert Cor Trim

Style Number	Page	Description
<b>TSAPTE42</b>	37	Kick Vert EOR Trim
<b>TSAPTE48</b>	37	Kick Vert EOR Trim
<b>TSAPTE54</b>	37	Kick Vert EOR Trim
<b>TSAPTE60</b>	37	Kick Vert EOR Trim
<b>TSAPTE66</b>	37	Kick Vert EOR Trim
<b>TSAPTE72</b>	37	Kick Vert EOR Trim
<b>TSAPTE78</b>	37	Kick Vert EOR Trim
<b>TSAPTXC12</b>	41	Kick Vert COH Trim
<b>TSAPTXC18</b>	41	Kick Vert COH Trim
<b>TSAPTXC24</b>	41	Kick Vert COH Trim
<b>TSAPTXC6</b>	41	Kick Vert COH Trim
<b>TSAPTXS12</b>	38	Kick Vert COH Trim
<b>TSAPTXS18</b>	38	Kick Vert COH Trim
<b>TSAPTXS24</b>	38	Kick Vert COH Trim
<b>TSAPTXS36</b>	38	Kick Vert COH Trim
<b>TSAPTXS6</b>	38	Kick Vert COH Trim
<b>TSAPTXT12</b>	38	Kick Vert COH Trim
<b>TSAPTXT18</b>	38	Kick Vert COH Trim
<b>TSAPTXT24</b>	38	Kick Vert COH Trim
<b>TSAPTXT36</b>	38	Kick Vert COH Trim
<b>TSAPTXT6</b>	38	Kick Vert COH Trim
<b>TSASHCL24</b>	72	Kick Common Shelf
<b>TSASHCL30</b>	72	Kick Common Shelf
<b>TSASHCL36</b>	72	Kick Common Shelf
<b>TSASHCL42</b>	72	Kick Common Shelf
<b>TSASHCL48</b>	72	Kick Common Shelf
<b>TSASLCL24</b>	72	Kick Common Shelf
<b>TSASLCL30</b>	72	Kick Common Shelf
<b>TSASLCL36</b>	72	Kick Common Shelf
<b>TSASLCL42</b>	72	Kick Common Shelf
<b>TSASLCL48</b>	72	Kick Common Shelf
<b>TSASUB24L</b>	71	Kick Bin
<b>TSASUB30L</b>	71	Kick Bin
<b>TSASUB36L</b>	71	Kick Bin
<b>TSASUB42L</b>	71	Kick Bin
<b>TSASUB48L</b>	71	Kick Bin
<b>TSASUB60L</b>	71	Kick Bin
<b>TSASUB72L</b>	71	Kick Bin
<b>TSASUBC24L</b>	71	Kick Bin
<b>TSASUBC30L</b>	71	Kick Bin
<b>TSASUBC36L</b>	71	Kick Bin
<b>TSASUBC42L</b>	71	Kick Bin
<b>TSASUBC48L</b>	71	Kick Bin
<b>TSASUBC60L</b>	71	Kick Bin
<b>TSASUBC72L</b>	71	Kick Bin
<b>TSATCANT</b>	68	Kick Cantilever
<b>TSATEP24</b>	68	Kick On-Mod End Pnl
<b>TSATEP24S</b>	68	Kick On-Mod End Pnl
<b>TSATEP30</b>	68	Kick On-Mod End Pnl
<b>TSATEP30S</b>	68	Kick On-Mod End Pnl
<b>TSATH2711</b>	68	Kick H-Leg
<b>TSATH2720</b>	68	Kick H-Leg
<b>TSATP27</b>	68	Post Leg
<b>TSATPL14</b>	69	Support Plate
<b>TSATPL20</b>	69	Support Plate

Style Number	Page	Description	Style Number	Page	Description
<b>TSATRC57</b>	69	Reinforcing Channel	<b>TSAWHR2460</b>	55	Straight Worksurface
<b>TSATRC72</b>	69	Reinforcing Channel	<b>TSAWHR2466</b>	55	Straight Worksurface
<b>TSATSIDE</b>	69	Kick Bracket	<b>TSAWHR2472</b>	55	Straight Worksurface
<b>TSATTIE</b>	69	Tie Plates	<b>TSAWHR3024</b>	55	Straight Worksurface
<b>TSAWHCC1836</b>	58	Curved Corner Wksf	<b>TSAWHR3030</b>	55	Straight Worksurface
<b>TSAWHCC1842</b>	58	Curved Corner Wksf	<b>TSAWHR3036</b>	55	Straight Worksurface
<b>TSAWHCC1848</b>	58	Curved Corner Wksf	<b>TSAWHR3042</b>	55	Straight Worksurface
<b>TSAWHCC2436</b>	58	Curved Corner Wksf	<b>TSAWHR3048</b>	55	Straight Worksurface
<b>TSAWHCC2442</b>	58	Curved Corner Wksf	<b>TSAWHR3054</b>	55	Straight Worksurface
<b>TSAWHCC2448</b>	58	Curved Corner Wksf	<b>TSAWHR3060</b>	55	Straight Worksurface
<b>TSAWHCC3048</b>	58	Curved Corner Wksf	<b>TSAWHR3066</b>	55	Straight Worksurface
<b>TSAWHCF2436</b>	57	Straight Corner Wksf	<b>TSAWHR3072</b>	55	Straight Worksurface
<b>TSAWHCF2442</b>	57	Straight Corner Wksf	<b>TSAWHT1636</b>	66	Transaction Worksurface
<b>TSAWHCF2448</b>	57	Straight Corner Wksf	<b>TSAWHT1642</b>	66	Transaction Worksurface
<b>TSAWHCF3048</b>	57	Straight Corner Wksf	<b>TSAWHT1648</b>	66	Transaction Worksurface
<b>TSAWHE2246</b>	60	Ext Curved Corner Wksf	<b>TSAWHT1660</b>	66	Transaction Worksurface
<b>TSAWHE2247</b>	60	Ext Curved Corner Wksf	<b>TSAWHV2424</b>	65	Visitor Worksurface
<b>TSAWHE2264</b>	59	Ext Curved Corner Wksf	<b>TSAWHV2430</b>	65	Visitor Worksurface
<b>TSAWHE2274</b>	59	Ext Curved Corner Wksf	<b>TSAWHV3024</b>	65	Visitor Worksurface
<b>TSAWHE2346</b>	60	Ext Curved Corner Wksf	<b>TSAWHV3030</b>	65	Visitor Worksurface
<b>TSAWHE2347</b>	60	Ext Curved Corner Wksf	<b>TSAWHX1236</b>	56	Transition Worksurface
<b>TSAWHE2364</b>	59	Ext Curved Corner Wksf	<b>TSAWHX1242</b>	56	Transition Worksurface
<b>TSAWHE2374</b>	59	Ext Curved Corner Wksf	<b>TSAWHX1248</b>	56	Transition Worksurface
<b>TSAWHE3246</b>	60	Ext Curved Corner Wksf	<b>TSAWHX2136</b>	56	Transition Worksurface
<b>TSAWHE3247</b>	60	Ext Curved Corner Wksf	<b>TSAWHX2142</b>	56	Transition Worksurface
<b>TSAWHE3264</b>	59	Ext Curved Corner Wksf	<b>TSAWHX2148</b>	56	Transition Worksurface
<b>TSAWHE3274</b>	59	Ext Curved Corner Wksf	<b>TSAWHX2336</b>	56	Transition Worksurface
<b>TSAWHE3346</b>	60	Ext Curved Corner Wksf	<b>TSAWHX2342</b>	56	Transition Worksurface
<b>TSAWHE3347</b>	60	Ext Curved Corner Wksf	<b>TSAWHX2348</b>	56	Transition Worksurface
<b>TSAWHE3364</b>	59	Ext Curved Corner Wksf	<b>TSAWHX3236</b>	56	Transition Worksurface
<b>TSAWHE3374</b>	59	Ext Curved Corner Wksf	<b>TSAWHX3242</b>	56	Transition Worksurface
<b>TSAWHL2626</b>	65	Linking Worksurface	<b>TSAWHX3248</b>	56	Transition Worksurface
<b>TSAWHL3232</b>	65	Linking Worksurface	<b>TSAWHY2436</b>	61	120° Corner Worksurface
<b>TSAWHN50</b>	64	Kick Spanner Wksf	<b>TSAWHY2442</b>	61	120° Corner Worksurface
<b>TSAWHN62</b>	64	Kick Spanner Wksf	<b>TSAWHY2448</b>	61	120° Corner Worksurface
<b>TSAWHP3048</b>	62	Peninsula Worksurface	<b>TSAWLCC1836</b>	58	Curved Corner Wksf
<b>TSAWHP3060</b>	62	Peninsula Worksurface	<b>TSAWLCC1842</b>	58	Curved Corner Wksf
<b>TSAWHP3072</b>	62	Peninsula Worksurface	<b>TSAWLCC1848</b>	58	Curved Corner Wksf
<b>TSAWHPA2448</b>	63	Angled Peninsula Wksf	<b>TSAWLCC2436</b>	58	Curved Corner Wksf
<b>TSAWHPA3048</b>	63	Angled Peninsula Wksf	<b>TSAWLCC2442</b>	58	Curved Corner Wksf
<b>TSAWHR1824</b>	55	Straight Worksurface	<b>TSAWLCC2448</b>	58	Curved Corner Wksf
<b>TSAWHR1830</b>	55	Straight Worksurface	<b>TSAWLCC3048</b>	58	Curved Corner Wksf
<b>TSAWHR1836</b>	55	Straight Worksurface	<b>TSAWLCF2436</b>	57	Straight Corner Wksf
<b>TSAWHR1842</b>	55	Straight Worksurface	<b>TSAWLCF2442</b>	57	Straight Corner Wksf
<b>TSAWHR1848</b>	55	Straight Worksurface	<b>TSAWLCF2448</b>	57	Straight Corner Wksf
<b>TSAWHR1854</b>	55	Straight Worksurface	<b>TSAWLCF3048</b>	57	Straight Corner Wksf
<b>TSAWHR1860</b>	55	Straight Worksurface	<b>TSAWLE2246</b>	60	Ext Curved Corner Wksf
<b>TSAWHR1866</b>	55	Straight Worksurface	<b>TSAWLE2247</b>	60	Ext Curved Corner Wksf
<b>TSAWHR1872</b>	55	Straight Worksurface	<b>TSAWLE2264</b>	59	Ext Curved Corner Wksf
<b>TSAWHR2424</b>	55	Straight Worksurface	<b>TSAWLE2274</b>	59	Ext Curved Corner Wksf
<b>TSAWHR2430</b>	55	Straight Worksurface	<b>TSAWLE2346</b>	60	Ext Curved Corner Wksf
<b>TSAWHR2436</b>	55	Straight Worksurface	<b>TSAWLE2347</b>	60	Ext Curved Corner Wksf
<b>TSAWHR2442</b>	55	Straight Worksurface	<b>TSAWLE2364</b>	59	Ext Curved Corner Wksf
<b>TSAWHR2448</b>	55	Straight Worksurface	<b>TSAWLE2374</b>	59	Ext Curved Corner Wksf
<b>TSAWHR2454</b>	55	Straight Worksurface	<b>TSAWLE3246</b>	60	Ext Curved Corner Wksf

Style Number Index, continued

Style Number	Page	Description
TSAWLE3247	60	Ext Curved Corner Wksf
TSAWLE3264	59	Ext Curved Corner Wksf
TSAWLE3274	59	Ext Curved Corner Wksf
TSAWLE3346	60	Ext Curved Corner Wksf
TSAWLE3347	60	Ext Curved Corner Wksf
TSAWLE3364	59	Ext Curved Corner Wksf
TSAWLE3374	59	Ext Curved Corner Wksf
TSAWLL2626	65	Visitor Worksurface
TSAWLL3232	65	Visitor Worksurface
TSAWLN50	64	Kick Spanner Wksf
TSAWLN62	64	Kick Spanner Wksf
TSAWLP3048	62	Peninsula Worksurface
TSAWLP3060	62	Peninsula Worksurface
TSAWLP3072	62	Peninsula Worksurface
TSAWLPA2448	63	Angled Peninsula Wksf
TSAWLPA3048	63	Angled Peninsula Wksf
TSAWLR1824	55	Straight Worksurface
TSAWLR1830	55	Straight Worksurface
TSAWLR1836	55	Straight Worksurface
TSAWLR1842	55	Straight Worksurface
TSAWLR1848	55	Straight Worksurface
TSAWLR1854	55	Straight Worksurface
TSAWLR1860	55	Straight Worksurface
TSAWLR1866	55	Straight Worksurface
TSAWLR1872	55	Straight Worksurface
TSAWLR2424	55	Straight Worksurface
TSAWLR2430	55	Straight Worksurface
TSAWLR2436	55	Straight Worksurface
TSAWLR2442	55	Straight Worksurface
TSAWLR2448	55	Straight Worksurface
TSAWLR2454	55	Straight Worksurface
TSAWLR2460	55	Straight Worksurface
TSAWLR2466	55	Straight Worksurface
TSAWLR2472	55	Straight Worksurface
TSAWLR3024	55	Straight Worksurface
TSAWLR3030	55	Straight Worksurface
TSAWLR3036	55	Straight Worksurface
TSAWLR3042	55	Straight Worksurface
TSAWLR3048	55	Straight Worksurface
TSAWLR3054	55	Straight Worksurface
TSAWLR3060	55	Straight Worksurface
TSAWLR3066	55	Straight Worksurface
TSAWLR3072	55	Straight Worksurface
TSAWLT1636	66	Transaction Worksurface
TSAWLT1642	66	Transaction Worksurface
TSAWLT1648	66	Transaction Worksurface
TSAWLT1660	66	Transaction Worksurface
TSAWLV2424	65	Visitor Worksurface
TSAWLV2430	65	Visitor Worksurface
TSAWLV3024	65	Visitor Worksurface
TSAWLV3030	65	Visitor Worksurface
TSAWLX1236	56	Transition Worksurface
TSAWLX1242	56	Transition Worksurface
TSAWLX1248	56	Transition Worksurface
TSAWLX2136	56	Transition Worksurface

Style Number	Page	Description
TSAWLX2142	56	Transition Worksurface
TSAWLX2148	56	Transition Worksurface
TSAWLX2336	56	Transition Worksurface
TSAWLX2342	56	Transition Worksurface
TSAWLX2348	56	Transition Worksurface
TSAWLX3236	56	Transition Worksurface
TSAWLX3242	56	Transition Worksurface
TSAWLX3248	56	Transition Worksurface
TSAWLY2436	61	120° Corner Worksurface
TSAWLY2442	61	120° Corner Worksurface
TSAWLY2448	61	120° Corner Worksurface
UADJ	188, 365	Univ Adj-Hgt Leg
UADJ4	188, 365	Univ Adj-Hgt Leg
UADJ4C	188, 365	Univ Adj-Hgt Leg
UADJ4M	188, 365	Univ Adj-Hgt Leg
UADJC	188, 365	Univ Adj-Hgt Leg
UADJCOL	188, 365	Adjustable Column
UCL	187, 364	Univ Dbl Post C-Leg
UCOL	188, 365	Column
UDPL	187, 364	Univ Dbl Post Leg
UHDPL	187, 364	Univ Dbl Post Leg
UHPL	187, 364	Univ Post Leg
UJC2382R	180	Univ Jetty WS, Fr CD
UJC2386R	180	Univ Jetty WS, Fr CD
UJC2388R	180	Univ Jetty WS, Fr CD
UJC3228L	180	Univ Jetty WS, Fr CD
UJC3268L	180	Univ Jetty WS, Fr CD
UJC3288L	180	Univ Jetty WS, Fr CD
UJC3328L	180	Univ Jetty WS, Fr CD
UJC3368L	180	Univ Jetty WS, Fr CD
UJC3382R	180	Univ Jetty WS, Fr CD
UJC3386R	180	Univ Jetty WS, Fr CD
UJC3388L	180	Univ Jetty WS, Fr CD
UJC3388R	180	Univ Jetty WS, Fr CD
UNPL	187, 364	Univ Post Leg
UNPL4	187, 364	Univ Post Leg
UNPL4C	187, 364	Univ Post Leg
UNPL4M	187, 364	Univ Post Leg
UNPLC	187, 364	Univ Post Leg
UPBC3060	179, 357	Univ Bullet Penn WS, CD
UPL	187, 364	Univ Post Leg
UPL4	187, 364	Univ Post Leg
UPL4C	187, 364	Univ Post Leg
UPL4M	187, 364	Univ Post Leg
UPLC	187, 364	Univ Post Leg
UVC2424L	183	Univ Visitor Wksf
UVC2424R	183	Univ Visitor Wksf
UVC2430L	183	Univ Visitor Wksf
UVC2430R	183	Univ Visitor Wksf
UVC2436L	183	Univ Visitor Wksf
UVC2436R	183	Univ Visitor Wksf
UVC2442L	183	Univ Visitor Wksf
UVC2442R	183	Univ Visitor Wksf
UVC2448L	183	Univ Visitor Wksf
UVC2448R	183	Univ Visitor Wksf

<b>Style Number</b>	<b>Page</b>	<b>Description</b>
<b>UVC3030L</b>	183	Univ Visitor Wksf
<b>UVC3030R</b>	183	Univ Visitor Wksf
<b>UVC3036L</b>	183	Univ Visitor Wksf
<b>UVC3036R</b>	183	Univ Visitor Wksf
<b>UVC3042L</b>	183	Univ Visitor Wksf
<b>UVC3042R</b>	183	Univ Visitor Wksf
<b>UVC3048L</b>	183	Univ Visitor Wksf
<b>UVC3048R</b>	183	Univ Visitor Wksf
<b>VWM18</b>	263	AV Vertical Wire Manager
<b>VWM41M</b>	263	AV Vertical Wire Manager
<b>VWM53M</b>	263	AV Vertical Wire Manager
<b>VWM65M</b>	263	AV Vertical Wire Manager
<b>VWM80M</b>	263	AV Vertical Wire Manager

# Trademark List

- ® The following are registered trademarks for products of Steelcase Inc. or one of its related corporate entities: 4 o'clock, 900 Series, à la carte, Airtouch, Ally, Amia, Answer, Archipelago, Avenir, Ballet, Bix, Brayton International, Cachet, Canopy, Canto, Chancellor, Coalesse, Confidante, Context, Convene, CopyCam, Criterion, Crushed Can, Currency, dash, Designtex, Details, Detour, Drive, Elective Elements, Ellipse, Ember Chrome, Emerge, E-Table 2, FYI, Garland, Gentry, Ginkgo Biloba, Groupwork, Ideo, Jacket, Jenny, Jersey, Kart, Kick, LaCosta, Leap, Let's B, LiveBack, Max-Stacker, media:scape, Metro, Migrations, Mitra, Montage, Nurture, Oriana, Parade, Pathways, PCT, Permiso, Player, PolyVision, Portal, Power Pincher, Progeny, Protégé, R2, Rally, Relevant, Reply, Rizzi Arc, Sensor, Series 9000, Siento, Sieste, Sine, Softcare, Springboard, Steelcase, Steelcase Design Partnership, Stella, Stow Davis, Swathmore, TeamWork, Technique, Texpress, Think, Thunder, Topo, Train, Turnstone, Underline, Unison, Vecta, Viridian, Walden, Werndl, and X-Stack.
- ® The following registered trademarks are under license from AWI Licensing Company, Dover, DE: SoundScapes, DuraBrite, BioBlock, and Armstrong.
- ® The following registered trademarks are under license from Byrne Electrical, Rockford, MI: Interport, Mini-Port, Axil Z, and Ellora.
- ® The following is a registered trademark of DuPont, Wilmington, DE: Corian.
- ® The following is a registered trademark of Genlyte Thomas Company, Louisville, KY: Lightolier.
- ® The following is a registered trademark of Hilti Corporation, FL-9494 Schaan, Principality of Liechtenstein: Hilti.
- ® The following is a registered trademark of Leviton Manufacturing Company, Little Neck, NY: Decora.
- ® The following is a registered trademark of Mechanical Plastics Corp, Elmsford, NY: Toggler.
- ® The following is a registered trademark of Microsoft Corporation, Redmond, WA: Microsoft.
- ® The following is a registered trademark of Panduit Corporation, Lockport, IL: Panduit.
- ® The following is a registered trademark of Trav (Press), Cuneo, Italy: Assisa.
- ® The following is a registered trademark of Virtual Ink, Boston, MA: mimioActive.
- ® The following registered trademarks are under license from Wilkhahn Furniture Products: Avera, Senzo, Versal, and Wilkhahn FS.
- ® The following is a registered trademark of Wilsonart International, Temple, TX: Chemsurf.

- ® The following is a registered trademark of Wiremold, West Hartford, CT: Wiremold.
- ® The following is a registered trademark of EMU Group S.P.A., Perugia, Italy: Emu.
- ™ The following are trademarks for products of Steelcase Inc. or one of its related corporate entities: Access, Active/Passive Shelf, Ainsley, Akira, Alcove, Alerion, aLight, Amaris, American Elect, American Tradition, ap40, Arbor, Arriva, Asana, Ascot, Aspekt, Astor, Await, Bira, Bivi, Bottomline, Brook, Buoy, Burton, c:scape, Calla, Calm, Camber, Campfire, Capa, Cappuccino, Cesar, Chester, Chord, Circa, Clarendon, Classic Rectangular, cobi, Collaboration, Community, Company, Convey, Cortex, Coupe, Crea, Crew, Cura, Cypress, Davenport, Dearborn, Deck, Déjà, Denizen, Denska, Derby, Divisio, Donovan, Dune, Duo, e<sup>3</sup>, e<sup>3</sup> ceramicsteel, e<sup>3</sup> environmental ceramicsteel, Echo, Edge, Elsa, Empath, Empress, Enea, ēno, EnSync, Enviro, Escapade, Exchange, Exponents, Field, Flat Top, FlexFrame, Flip Top, Flute, Folio, FrameOne, FreeFlow, Frontier, Galilei, Gesture, Ginger, Ginkgo, Go Wall, Grip, Groove, Hatchback, Hawthorne, Hitch, Host Collection, Hosu, Huddleboard, i2i, Impact, Indy, InfoLink, IOS, I-Solve, Jack, Jarrah, Jetty, Juice, Kami, Kast, Kathryn, Lagunitas, Lark, L'Attitude, LearnLab, Leela, Lincoln, Linden, LiveSeat, Loria, Lyric, Malibu, Malibu Too, Mansfield, Marathon, Martini, Mason, Masque, Millbrae, Mineral, Mingle, Mystic, Mystic Metal, Mystic Wood, Montreal, Move, Nadia, Neighbor, nesso, Nickel, Nikko, Nod, Node, Norfolk, Ontrak, Oom, Opus, Orchid, Outlook Collection, Ovation, Paloma, Paperflo, Parliament, Pasio, Passerelle, Patriarch, Payback, Peek, Pile File, Pisa, Pool, PUCK, QiVi, Quba, Rave, Reed, Regard, Relay, Reunion, Ripple, Riser, Rocco, Rocky, RoomWizard, Runner, Satellite, Sawyer, ScapeSeries, Senti, Sentinel, Senza, Sequoia, Session, ShareLink, Shield, Sidewalk, Skylar, Slumber, Smoke, Snug, Soft Leaf, Sonata, Sorrel, SOTO, Stationkits, Stiletto, Surprise!, Switch, Symphony, Sync, TagWizard, Tava, TeamStudio, TeamTheater, Tenaro, Terrazzo, Theorem, Topaz, Touchdown, Tour, Tower Too, Trees, Trillium, Trolly, tX2, U-Free, Uno, V.I.A., Verb, Verge, Victor2, Visalia, Waldorf, Woodruff, Workspring, and X-tenz.
- ™ The following is a trademark of Microsoft Corporation, Redmond, WA: Windows.
- ™ The following is a trademark of Rodman Industries, Inc., Oconomowoc, WI: ResinCore1.
- ™ The following is a trademark of Ultrafabrics, LLC, Elmsford, NY: Ultraleather.
- ™ The following trademarks are under license from Wilkhahn Furniture products: Cana, Linus, Logon, Picto, Range, Stitz, Thema, Timetable, and Tubis.
- ™ The following is a trademark of MBDC, Charlottesville, VA: Cradle to Cradle and C2C.

- ™ The following trademarks are under license from Walter Knoll: Andoo, Bob, Lazlo, Lox, Ribbon, and Together.
  - ™ The following trademarks are under license from PP Möbler: Bar and Flag Halyard.
  - ™ The following trademarks are under license from Viccarbe: Davos, Holy Day, Last Minute, RS, and Wrapp.
  - ™ The following trademarks are under license from Carl Hansen: Elbow, Paddle, Shell, Wing, and Wishbone.
  - ™ The following trademarks are under license from Cambridge Sound Management, LLC, Cambridge, MA: Qt PRO Soundmasking, Qt Quiet Technology, and Sonet Qt.
  - ™ The following is a trademark of Electri-Cable Assemblies, Shelton, CT: Interact.
- Trademarks used here in are the property of Steelcase, Inc. or of their respective owners.*