



Vari

A range of storage credenzas

orangebox



Product Description

Vari is a range of customisable credenzas designed to make it easy and enjoyable for clients to create a storage unit that fits their aesthetic preferences and storage needs perfectly. At the heart of the system is a standardized, graphite grey internal unit, which can be customised with a whole host of cladding options in different colours and finishes to complement any interior.

Vari's 18mm and 25mm external panels create its signature 8mm floating joint detail, complementing the shadow gap around each door profile, and giving the units a fresh, contemporary appeal. (If a conventional butt joint is preferred, the side panels can simply be rotated through 180 degrees.) Where a more traditional aesthetic is required, cladding the units with finely mitred panels transforms their appearance, making it much more conservative. All Vari units sit on a conventional plinth base that is also customisable, with the box section steel frame and solid wood options offering scope for a wide range of different finishes.

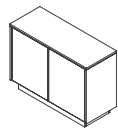
The internal carcass of the unit comes in the customary widths of 1000mm, 1500mm and 2000mm, and in depths of either 400mm or 600mm. The 600mm unit can be specified with full AV and refrigeration functionality, with external vented panels and cable access designed in. In specific applications, such as when a unit is being used as storage for light refreshments, clear or back-painted 6mm toughened glass panels can be specified to protect or finish the top. The Vari comes with soft-close door actions as standard, and with the option of three-point espagnolette locks.



Top – VC-02-600, **Bottom** – VC-02-400 & VC-04-600

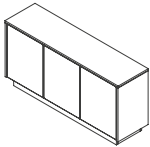
Product Range

VC-02-400
2 Door credenza



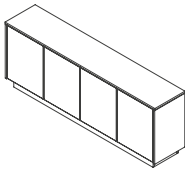
H736 / 743 [H29 / 29]
W1016 / 1030 [W40 / 41]
D400 [D16]

VC-03-400
3 Door credenza



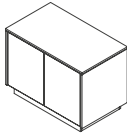
H736 / 743 [H29 / 29]
W1500 / 1514 [W59 / 60]
D400 [D16]

VC-04-400
4 Door credenza



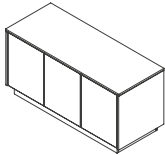
H736 / 743 [H29 / 29]
W2008 / 2022 [W79 / 80]
D400 [D16]

VC-02-600
2 Door credenza



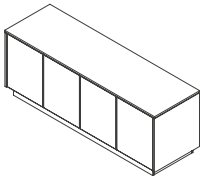
H736 / 743 [H29 / 29]
W1016 / 1030 [W40 / 41]
D600 [D24]

VC-03-600
3 Door credenza



H736 / 743 [H29 / 29]
W1500 / 1514 [W59 / 60]
D600 [D24]

VC-04-600
4 Door credenza



H736 / 743 [H29 / 29]
W2008 / 2022 [W79 / 80]
D600 [D24]



Product Specification

Standard Product Description

Edge Details:

Melamine and Laminate units with square edge as standard.

Only butt or floating joint Vari credenzas can be specified with 50mm overhanging tops.

Overhanging Tops - Melamine Square Edge, Melamine Chamfered Edge, Laminate Square Edge, Laminate Chamfered Edge.

Flush Tops – Melamine Square Edge Top – Butt / Floating. Laminate Square Edge Top – Butt / Floating

Square Edge – Butt / Floating, Painted (std colours) Mitred Corner Joints.

Plinth: 100mm plinth base with height adjustable polypropylene glides fitted as standard. These are adjustable up to 15mm to allow levelling.

Steel Frame: 20x20mm box section frame fitted with Black polypropylene glides.

Wood Frame: Solid oak frame as standard.

Panel Finishes:

Melamine – Walnut, Straight Grain Oak, Artisan Oak, Beech, Graphite, White or Grey.

Laminate Wood Grain – White Fleetwood, Natural Davos, Grey Arizona, Thermo Oak or Grey Bardolino.

Laminate Fenix – 0720 Nero Ingo, 0724 Grigio Bromo, 0718 Grigio Londra, 0725 Grigio Efeso, 0030 Bianco Alaska.

Internal Chassis: Constructed of 18mm MFC finished in Graphite Grey only.

Standard Colours: Black RAL 9017, White RAL 9010, Light Grey RAL 7035, Dark Grey 7046, Olive Pantone 614U, Goose Grey Pantone Warm Grey 1U, Salmon Pantone 196U, Duck Egg Pantone 7541U, Mushroom Pantone 7527U, Rose Pantone 7520U. (Absolute Pantone colour matches are not guaranteed).

External Panels: 18mm or 25mm available in Painted, Melamine or Laminate as standard.

Cable Access: Base cable access is fitted as standard. This includes an 80mm Grommet in the base panel and a rear scallop to the shelves for cable routing.

Adjustable Shelf: All credenzas compartments include one adjustable shelf.

Handles & Locks: Soft touch action as standard.

Ventilation: Ventilation cut out to the rear panel allows AV equipment to be connect is fitted as standard.

Standard option is to have all doors same colour – anything else is a special.

For high traffic applications a glass top is recommended on any Vari with a painted top.

Optional Upcharges

Edge Details:

Painted units with mitre joints are available as an upcharge.

Black ABS Edge – only available on overhanging square & chamfered edge details.

Steel Frame: Available in Polished, Brushed or EPC Black as an upcharge. Available in Black, Polished, Gold, Taupe, Industrial Silver, Bronze or Copper.

Wood Frame: Solid Oak frame available in Oak, Oak stained to Walnut or Black as an upcharge.

External Panels: Doors can be painted to non standard RAL colour reference as an upcharge.

Handles & Locks: Locking and handles available as an upcharge.
Curve Profile Handles or Espangnolette Locks.

Fridge: A minimum depth of 600mm is required for a fridge to be adequately ventilated.

Back Panel: Melamine or Laminate Back Panels available as an upcharge.

Glass Tops: 6mm Clear or Frosted Glass. Back painted Black or White are available as an upcharge.

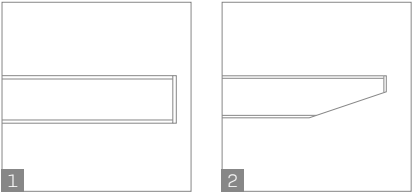
Painted Finishes: Painted Doors on Melamine (std colours), Painted Outer Panels on Melamine (std colours) or Paint (non standard colours per colour) add.

Cable Access: Top Cable Access – Silver Grommet, Tope Cable Access – Aluminium Grommet or Base Cable Access – (base of unit).

Product Detail

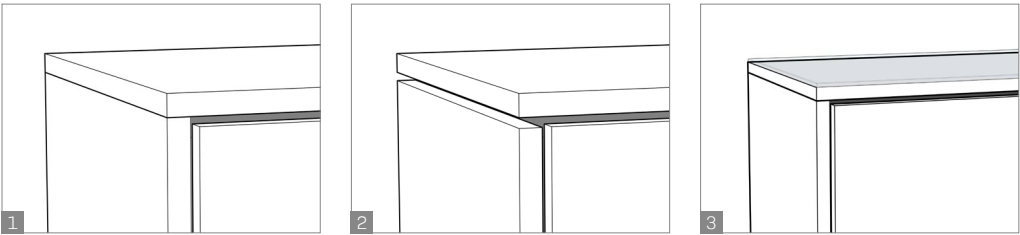
Overhanging Top Edge Details

Only butt or floating joint Vari credenzas can be specified with 50mm overhanging tops.



- 1. Square Edge 25mm
Melamine or Laminate
- 2. Chamfered Edge 25mm
Melamine or Laminate

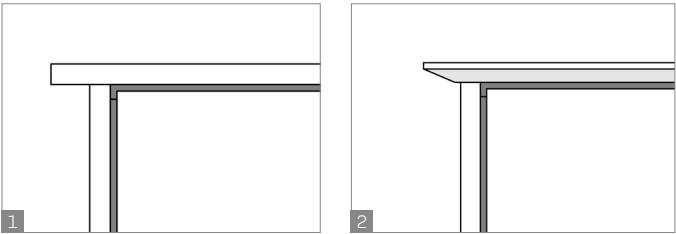
Flush Top Panel Options



- 1. Butt Joint 18 - 25mm.
- 2. Floating Joint 18 - 25mm.
- 3. Glass Top - 6mm toughened
available on Butt, Floating
and Mitre joint units, including
overhanging top. Except
Aerofoil.

Overhanging Top Panel

Only available on Butt or Floating Joint Units 18 - 25mm.
Overall dimensions of unit increase by 50mm in depth 100mm in width.



- 1. Square Edge.
- 2. Chamfered Edge.

Product Detail

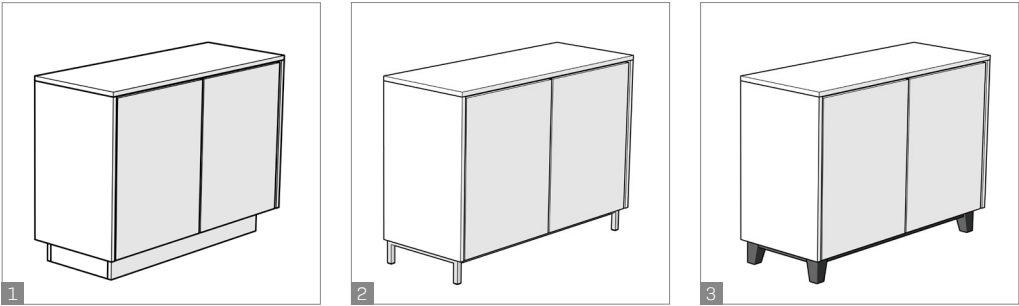
Handle Options

Only butt or floating joint Vari credenzas can be specified with 50mm overhanging tops.



- 1. Push to Open.
- 2. Pull Handle - Polished Only.
- 3. Curve Profile - Brushed Only.

Base Options



- 1. Plinth Base
- 2. Steel Base - EPC Black / Polished / Brushed / Gold / Taupe / Industrial Silver / Bronze or Copper.
- 3. Wood Base - Oak / Oak stained to Walnut / Oak stained to Black

Product Finishes

Panel — Melamine




Walnut




Straight Grain Oak



Artisan Oak



Beech



Graphite



Grey



White

Panel — Laminate




White Fleetwood



Natural Davos



Grey Arizona



Thermo Oak



Grey Bardolino



Fenix 0720 Nero Ingo



Fenix 0724 Grigio Bromo



Fenix 0718 Grigio Londra



Fenix 0725 Grigio Efeso



Fenix 0030 Bianco Alaska

Steel Frame



Black



Chrome



Gold



Taupe



Industrial Silver



Bronze



Copper

Wood Frame



Oak




Oak stained to Walnut




Oak stained to Black

Internal Chassis



Graphite

Glass Tops



Clear Glass



Frosted Glass



Black



White

Product Finishes

Standard Colours



Black Ral 9017



White Ral 9010



Light Grey Ral 7035



Dark Grey Ral 7046




Olive Pantone 614U



Goose Grey Pantone Warm Grey 1U



Salmon Pantone 196U



Duck Egg Pantone 7541U



Mushroom Pantone 7527U



Rose Pantone 7520U