



**FlipTop Twin**  
Versatile use of space

Observations & Insights



Most meeting tables are not intuitive to set up and use.



Cable management in meeting rooms can be awkward and inadequate.

FlipTop Twin Versatile use of space

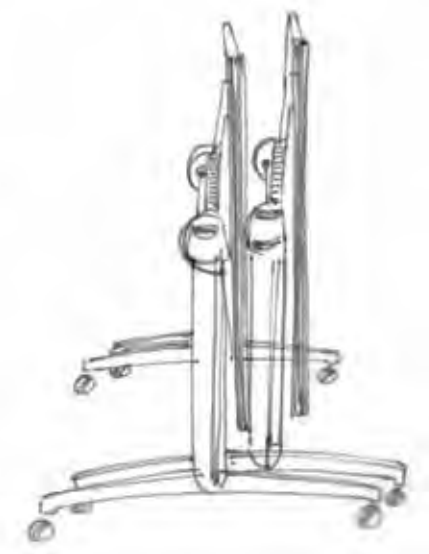
Smart furniture can enhance employee productivity while reducing the cost of real estate, boosting versatility in the workplace by enabling meeting spaces to host diverse activities.

FlipTop Twin was created with flexibility in mind. A simple folding mechanism enables **the worktop to be flipped down into place in moments**, to create a meeting space. And flipped up and rolled away for quick and space-efficient storage.

Smooth rolling casters enable the flexible configuring of meeting spaces to accommodate different uses, including training sessions, team work, group meetings or conferences, in just moments.

Why FlipTop Twin?

- 1 – Quick and easy set-up and reconfiguration
- 2 – Space efficiency
- 3 – Integrated cable management solution





## Easy reconfiguration

Cutting costs is of paramount importance in today's tough economic climate. Organisations expect more from their floor space and need **meetings to be quick and efficient**.

**Yet group work is dynamic and requires different settings and environments.** Individuals may need to transform quickly a U-shape configuration into several blocks for small team work.

**Space optimisation is made easy with FlipTop Twin tables.** Thanks to the intuitive folding mechanism, the FlipTop Twin tables are quickly installed and easily reconfigured by the users.

**Just install, use, reconfigure and fold away.**



How it works




**Space efficiency**  
Due to it's flexibility and modularity FlipTop Twin guarantees efficient use of meeting space. Unused elements can be stored neatly to clear surface areas.

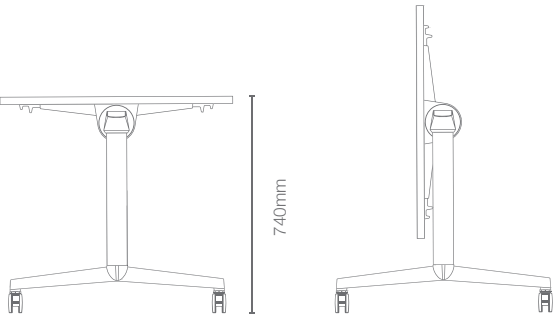


**Quick and easy installation**  
FlipTop Twin is 100% symmetric. The top can be flipped to both sides either by hand or foot and it can be used from both sides. A tested safety mechanism ensures stability and is easily accessible from any angle.


**Integrated cable management**  
Pre-assembled electrification allows quick installation and easy user access to power. Power connection between the tables can be installed simply.

ABBREVIATED STATEMENT OF LINE

Table top shapes	Dimensions in mm		Rectangular	
			Rectangular	Rectangular with power management
	W 1300	D 650	x	x
	W 1500	D 750	x	x
	W 1600	D 650   800	x	x
	W 1800	D 650   800	x	x



SURFACE MATERIALS



Digital surface material images are provided as a preliminary color reference and should not be used for final color selection.

SUSTAINABILITY

PEOPLE.PLANET.PROFIT

We take a life-cycle approach to the design, use and disposal or our products. From materials, production, transportation and use, right through to end of life, each element in the Fliptop Twin range is designed to reduce its impact on the environment.

To find out more visit  
[WWW.STEELCASE.ASIA/SUSTAINABILITY](http://WWW.STEELCASE.ASIA/SUSTAINABILITY)

PRODUCT ENVIRONMENTAL CERTIFICATIONS



**Love how you work.®**

**Steelcase®**

**HONG KONG** +852 2520 0160 **TOKYO** +81 3 3448 9611 **SYDNEY** +61 2 9660 5511 **MELBOURNE** +61 3 9670 1555 **SHANGHAI** +86 21 6137 6288 **BEIJING** +86 10 5911 3988  
**SINGAPORE** +65 6738 5225 **BANGALORE** +91 80 3055 0300 **DELHI** +91 124 3077 200 **HYDERABAD** +91 40 67046400 **MUMBAI** +91 22 6121 3500

**Visit [www.steelcase.asia](http://www.steelcase.asia)**

AP2421E ©2015 Steelcase Inc. All rights reserved. All specifications subject to change without notice.  
Trademarks used herein are the property of Steelcase Inc. or of their respective owners.