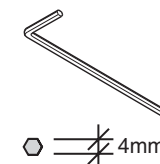
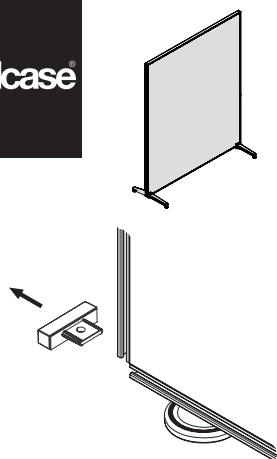


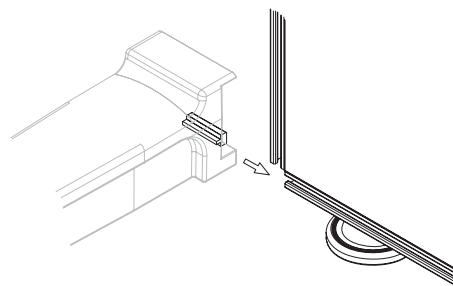
## Required Tools



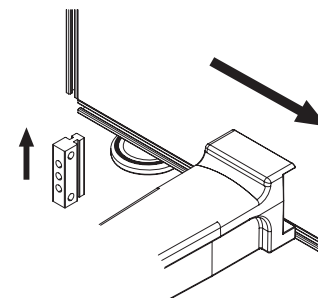
Allen Key



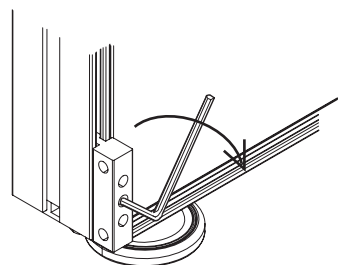
- ① Remove the corner cap from bottom of panel.



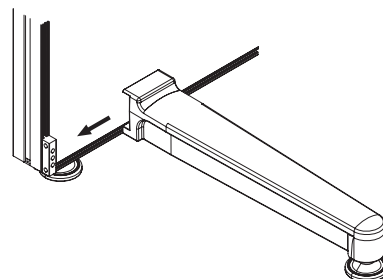
- ② Remove the cap and two screws from stabilizer leg and insert to horizontal slit.



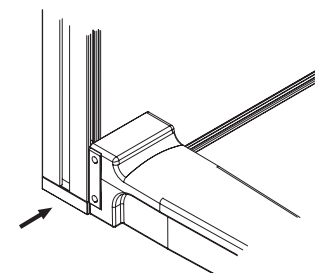
- ③ Move the stabilizer leg little inside of panel. Insert the bracket to vertical slit.



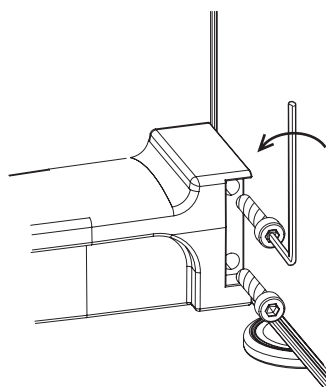
- ③ Fix the bracket at the end of slit with slotted set screw.



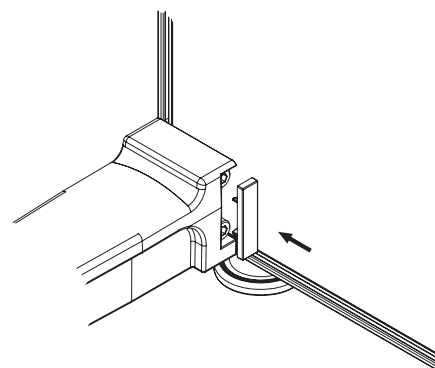
- ④ Move the stabilizer leg to corner and combine with the bracket.



- ⑤ Reset the corner cap.



- ⑥ Reset two screws to stabilizer leg from opposite side of corner and fix.



- ⑦ Reset cap to stabilizer leg.