

APAC Express Program

Express Program

Steelcase®





The New Seating Express Program

What you need, when you need it!

Introducing the 5-day Quick ship seating program from SMM for all our task chairs.

Allows dealers and customers to benefit from bestselling task seating products within a shorter 5-day lead time, with no additional costs involved.



Introduction

What you need, when you need it!

Aligning with the company's principle of helping people do their best work by creating places that work better, Express Program allows customers to benefit from the bestselling product ranges across all categories, within a shorter, two-week timeframe*, with no additional costs involved.

Introducing the 5-day Quick ship seating program from SMM for all our task chairs.

Allows dealers and customers to benefit from bestselling task seating products within a shorter 5-day lead time, with no additional costs involved.

Material replenishment takes 1 week lead time

The Express Program provides an efficient solution for facilitating your small to mid size business customers, ones that value speed and simplicity, as well as leading organizations who need to quickly accommodate small changes within their working spaces.

SEEK NEW BUSINESS OPPORTUNITIES

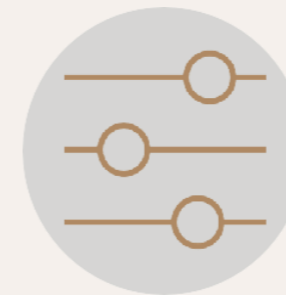


Reach out to new customers who value high-quality solutions and seek a fast delivery system.

- Small to medium-size businesses
- Startups
- Independent professionals
- Clients who value speed and simplicity

Offering bestselling products with selected finishes to help customers make faster decisions based on their needs and increased satisfaction

GAIN EFFICIENCY



Discover a One Stop Shop offering a vast selection of task and collaborative chairs, desks and more. All available in a uniform palette of finishes and functionalities.

Enabling your business to become more efficient, through leveraging speed and simplicity.

MANAGE INVENTORY AVAILABILITY



Gain greater control over product availability and lead time that you can offer to end customers by ensuring constant stock within your warehouses or by relying on faster made-to-order lead times.

Product Overview



Gesture

Core Equalizer, 360-degree Arms, No Lumbar, Hard Casters

Finish Option:
Back and Seat Upholstery: Medley Pepper, Omni-R Ebony
Arms, Frame and Base: Dark/Dark



Leap

LiveBack Technology, Adjustable 4D Arms, Adjustable Lumbar, Hard Casters

Finish Option:
Back and Seat Upholstery: Medley Pepper Black, Omni-R Ebony
Arms, Frame and Base: Black



Think

Integrated LiveBack Technology, Adjustable 4D Arms, Dual Energy Adjustable Lumbar, Hard Casters

Finish Option:
Back: 3D Knit Licorice Black Seat Upholstery: Otto Charcoal, Omni-R Ebony
Arms, Frame & Base: Black



Steelcase Series 2

LiveBack Technology, Adjustable 4D Arms, Adjustable Lumbar, Hard Casters

Finish Option:
Air Back: Black
Back: 3D MicroKnit Black
Seat Upholstery: Cogent Licorice, Omni-R Ebony
Arms, Frame & Base: Black



Steelcase Series 1

LiveBack Technology, Adjustable 4D Arms, Adjustable Lumbar, Hard Casters

Finish Option:
Back: 3D MicroKnit Black
Seat Upholstery: Otto Charcoal, Omni-R Ebony
Arms, Frame & Base: Black

Warranty:

Steelcase Limited Lifetime Warranty
Including 12 years on moving parts.

Certifications:



BIFMA
MEMBER

Express Program



Gesture



Enduring performance for all people, all tasks, all technology



MOVEMENT

- 1 **Contoured backrest / Core Equalizer**
Aligns your spine in its natural, healthy S-shape. Provides just the right amount of lumbar support in any angle of recline.
- 2 **3D LiveBack® technology**
Provides back flexibility and support as you move
- 3 **Height-adjustable lumbar (optional)**
Height adjustable lumbar support helps you custom fit support in your lumbar region. 50mm adjustment range
- 4 **Adjustable backrest tension with variable back stop**
Dials in level of resistance in your back as you recline with ability to lock in preferred position recline range

CONNECTION + FIT

- 5 **360° arms**
Allows a full range of motion to support varied tech interfaces with an adjustment range of 108mm in height, 258mm in width and 30° pivot
- 6 **Adaptive bolstering in seat**
Blend of high-density foam + infused air pockets for conforming, pressure-free sitting
- 7 **Passive seat edge**
Flexible edge around perimeter relieving pressure points under your thighs
- 8 **Arms attach at base**
Keeping arms parallel to worksurface as you move
- 9 **Seat depth adjustment**
70mm adjustment range
- 10 **Synchronized seat + back motion**
Keeps you in an optimal vision and reach zone
- 11 **Pneumatic cylinder**
Provides a 127mm seat height range

Leap



Ultimate adjustability for a custom sitting experience



MOVEMENT

- 1 **Contoured backrest**
Aligns your spine in its natural, healthy S-shape
 - 2 **LiveBack® technology**
Provides flexibility and support as you move
 - 3 **Height-adjustable lumbar support (optional)**
Enables you to custom fit lumbar support. 127mm adjustment range
 - 4 **Lower back firmness control**
Dials in your preferred level of support in the lower back
 - 5 **Adjustable backrest tension with variable back stop**
Dials in level of resistance in your back as you recline with ability to lock in preferred position recline range
- Headrest (optional; not shown)
Keeps your head and neck centered over the spine and shoulders. 60mm height adjustment range

CONNECTION + FIT


- 6 **Fully adjustable arms**
Raise up and down, pivot in and out, and shift forward and back + side to side, to provide steady support for your arms so your shoulders can remain in a relaxed position with an adjustment range of 102mm in height, 116mm in width and 30° pivot
- 7 **Adaptive bolstering in seat**
Blend of high-density foam + infused air pockets for conforming, pressure-free sitting
- 8 **Passive seat edge**
Flexible edge around perimeter relieving pressure points under your thighs
- 9 **Arms attach at base**
Keeping arms parallel to worksurface as you move
- 10 **Seat depth adjustment**
77mm adjustment range
- 11 **Pneumatic cylinder**
Provides a 127mm seat height range
- 12 **Natural Glide™ Mechanism**
Automatically adjusts and allows the seat to glide forward so you can recline without leaving your optimal zone for seeing and reaching your work


Think





4D ADJUSTABLE ARMS


FLEXIBLE SEAT
EDGE


SEAT DEPTH
ADJUSTMENT


INTEGRATED
LIVEBACK® SYSTEM


DUAL-ENERGY
LUMBAR

Smart, simple, sustainable



MOVEMENT

- 1** Contoured backrest
Aligns your spine in its natural, healthy S-shape
- 2** Integrated LiveBack® flexor system
Conforms to your body and moves with you to support the spine as you change postures
- 3** Height-adjustable lumbar
Height adjustable lumbar support helps you custom fit support in your lumbar region. 100mm adjustment range; available on 3D microknit model only (not shown).
- 4** Weight-activated backrest tension with boost + variable back stop
Responds automatically as you sit and move — with one additional boost tension setting to increase the resistance you feel as you recline. The variable back stop setting limits and/or locks a position in place (ADD extra 20% tension with the boost)

CONNECTION + FIT

- 5** Fully adjustable 4D arms
Raise up and down, pivot in and out, and shift forward and back + side to side, to provide steady support for your arms so your shoulders can remain in a relaxed position with an adjustment range of 77mm in depth, 116mm in width and 30° in pivot
- 6** Adaptive bolstering in seat
Blend of high-density foam + infused air pockets for conforming, pressure-free sitting
- 7** Passive seat edge
Flexible edge around perimeter relieving pressure points under your thighs
- 8** Arms attach at base
Keeping arms parallel to worksurface as you move
- 9** Seat depth adjustment
64mm adjustment range
- 10** Pneumatic cylinder
Provides a 127mm seat height range
- 11** Synchronized seat + back motion
Keeps you in an optimal vision and reach zone

Series 2



So many looks, such easy ergonomics



MOVEMENT

- 1 **Contoured backrest**
Aligns your spine in its natural, healthy S-shape
- 2 **Air LiveBack® echnology**
Features an innovative geometric design that flexes in two dimensions to provide responsive, personalized comfort and fit
- 3 **Height-adjustable lumbar**
Height adjustable lumbar support helps you custom fit support in your lumbar region. 60mm adjustment range; available on 3D microknit model only
- 4 **Weight-activated backrest tension with boost + upright back lock**
Responds automatically as you sit and move — with one additional boost tension setting to increase the resistance you feel as you can recline and an upright back stop locking you in an upright position

CONNECTION + FIT

- 5 **Fully adjustable arms**
Raise up and down, pivot in and out, and shift forward and back + side to side, to provide steady support for your arms so your shoulders can remain in a relaxed position with an adjustment range of 105mm in height, 110mm in width and 30° in pivot
- 6 **Adaptive bolstering in seat**
Blend of high-density foam + infused air pockets for conforming, pressure-free sitting
- 7 **Passive seat edge**
Flexible edge around perimeter relieving pressure points under your thighs
- 8 **Arms attach at base**
Keeping arms parallel to worksurface as you move
- 9 **Seat depth adjustment**
60mm adjustment range
- 10 **5" Pneumatic cylinder**
Provides a 100mm seat height range
- 11 **Synchronized seat + back motion**
Keeps you in an optimal vision and reach zone

Series 1



4D ADJUSTABLE ARMS



ADAPTIVE
BOLSTERING



SEAT DEPTH
ADJUSTMENT



INTEGRATED
LIVEBACK®
TECHNOLOGY



WEIGHT-ACTIVATED
MECHANISM



Ergonomic essentials for anyone, anywhere



MOVEMENT

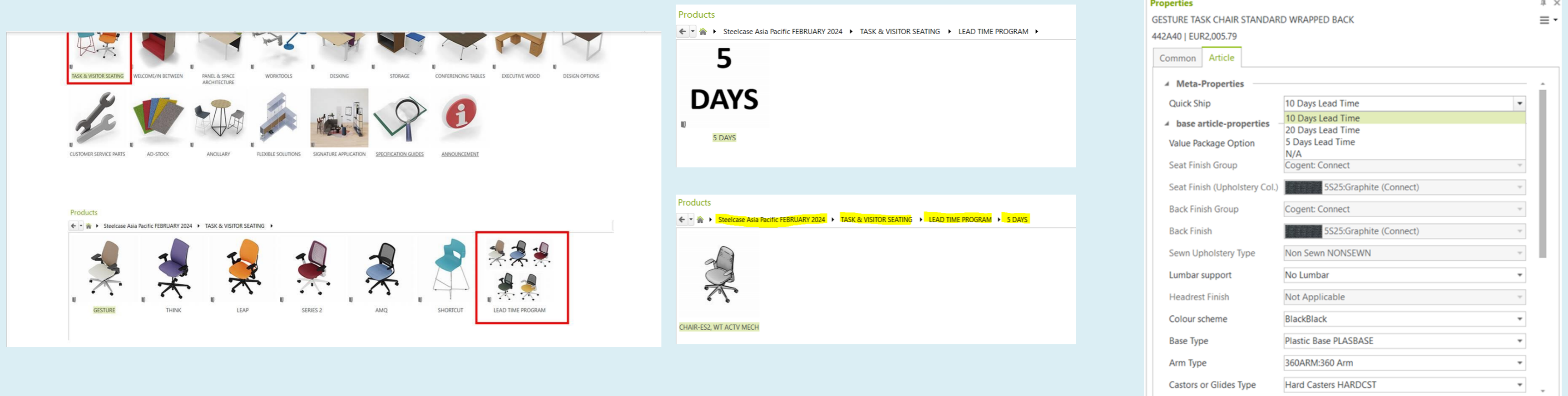
- 1** Contoured backrest
Aligns your spine in its natural, healthy S-shape
- 2** LiveBack® Flexor System
Conforms to your body and moves with you to support the spine as you change postures
- 3** Height-adjustable lumbar
Height adjustable lumbar support helps you custom fit support in your lumbar region with 60mm adjustment range
- 4** Weight-activated backrest tension with boost + upright back lock
Responds automatically as you sit and move — with one additional boost tension setting to increase the resistance you feel as you can recline and an upright back stop locking you in an upright position

CONNECTION + FIT

- 5** Fully adjustable arms
Raise up and down, pivot in and out, and shift forward and back + side to side, to provide steady support for your arms so your shoulders can remain in a relaxed position with an adjustment range of 100mm in height, 80mm in width + 40° pivot ranges
- 6** Adaptive bolstering in seat
Blend of high-density foam + infused air pockets for conforming, pressure-free sitting
- 7** Passive seat edge
Flexible edge around perimeter relieving pressure points under your thighs
- 8** Seat depth adjustment
60mm adjustment range
- 9** Pneumatic cylinder
Provides a 115mm seat height range
- 10** Synchronized seat + back motion
Keeps you in an optimal vision and reach zone

Process flow via pCon/Hedberg

The screenshots below shows the added configuration “How to enter an Express order in Hedberg”
The Express Program offer service by Steelcase that enables you to order a selection of best-selling task seating with a 5 days lead time



- Create your Quote Header in Hedberg and open pCon Basket

- Select the Express catalog and configure your product.

- On the right, allowing customers to pick those finishes from lead time selections

Recommended shipping palettes (40ft container)

Type Of Chairs	Options	Total Qty of chairs / 40' HC	Gesture	Leap	Think	Series 1	Series 2	Container Utilization
Leap + Gesture	Option 1	159	84	75	-	-	-	78%
Leap + Gesture	Option 2	162	72	90	-	-	-	80%
Leap + Gesture + Think	Option 1	198	48	60	90	-	-	82%
Leap + Gesture + Think	Option 2	192	60	60	72	-	-	82%
Leap + Gesture + Think + Series 1	Option 1	225	36	45	72	72	-	63%
Leap + Gesture + Think + Series 1	Option 2	225	36	45	90	54	-	88%
Leap + Gesture + Think + Series 1 + Series 2	Option 1	234	24	30	54	72	54	89%
Leap + Gesture + Think + Series 1 + Series 2	Option 2	234	24	30	36	72	72	90%



Steelcase®