



Verb Specification Guide

Availability

Electronic price list updated with release 180.E (U.S.) and 146.E (Canada), dated December 15, 2014.

Spec News is available on village.steelcase.com. Search AdStock and download the current release's Spec News.

View or download Steelcase Specification Guides at <http://www.steelcase.com/en/resources/design/spec-guides/pages/specguides.aspx>.

Transitional products in this specification guide are **maintained for existing customers only** and are likely to be phased out over time. These products are indicated with a . Products that are scheduled to be culled are indicated with an , followed by the last order entry date.

► For a list of all trademarks, refer to the last page of this specification guide.
© 2014 Steelcase Inc.



For Canadian Pricing

Calculate in the following order to avoid rounding errors:

- Multiply the base price and each option by 1.09.
- Round each to the nearest dollar.
- Add base and options for total list price.

Working With This Specification Guide

Ten Tips: How to Get the Most Out of This Book	2
--	---

Statement of Line

4

Understanding

Verb	6
Student Tables	
Chevron Tables	8
Team Tables	8
Rectangle Tables	8
Teaching Stations	10
Easels and Wall Track	11
Table Top and Leg Choices	12
Dock Storage Availability	13

Specifying

Student Tables	
Chevron Tables	14
Team Tables	16
Rectangle Tables	18
Teaching Stations	20
Personal Whiteboard	22
Easels	23
Wall Track	24

Surface Materials


25

Resources

29

Ten Tips: How to Get the Most Out of This Book

Tip 1



Watch the tabs on the right-hand edges of the pages. They'll always indicate which chapter you are in.

Tip 2

Statement of Line

Line	Description	Size	Page
1	Base Junction	1/2" x 1/2" x 1/2"	12
2	Base Junction	1/2" x 1/2" x 1/2"	12
3	Base Junction	1/2" x 1/2" x 1/2"	12
4	Base Junction	1/2" x 1/2" x 1/2"	12
5	Base Junction	1/2" x 1/2" x 1/2"	12
6	Base Junction	1/2" x 1/2" x 1/2"	12
7	Base Junction	1/2" x 1/2" x 1/2"	12
8	Base Junction	1/2" x 1/2" x 1/2"	12
9	Base Junction	1/2" x 1/2" x 1/2"	12
10	Base Junction	1/2" x 1/2" x 1/2"	12

Use the Statement of Line pages for an overview of the available components, their sizes, and page references for additional information. Each *Understanding* chapter includes a statement of line after the table of contents.

Tip 3



Find cross references by looking for page numbers flagged with an arrow.

Tip 4

Study the product detail pages in the *Understanding* section to learn everything an expert knows about specific products. Each product detail page in this section contains the following features, where applicable:

- Product Drawing
- Actual Dimensions
- Product Details
- Connections
- Wiring and Cabling
- Surface Materials
- Application Topics

Product Drawing

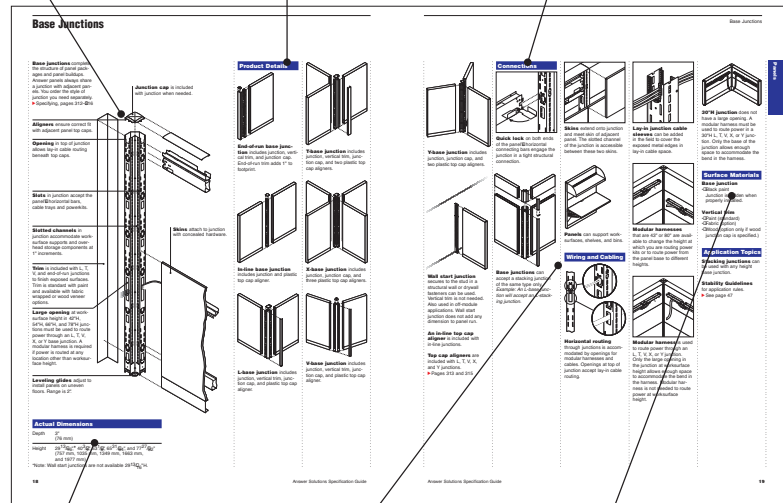
shows you what the product looks like and points out important features.

Product Details

gives specific information on the product and how it is used.

Connections

describes how the product is assembled or how it attaches to another product.



Actual Dimensions table lists the dimensions of the product.

Wiring and Cabling details the power and cable-management capabilities of the product.

Surface Materials lists what material is used for each part of the product.

Tip 5

Refer to the specifying pages for all the information needed to order a product.

Each product specifying page contains a variety of elements to help you complete a specification:

- Product Drawing
- Standard Includes
- Required to Specify
- Options
- Related Products
- Specification Information
 - Dimensions
 - Style Number
 - Price

Standard Includes

Standard Includes
(under the dark grey band)
provides a list of what
comes standard with the
product.

Required to Specify

(under the dark grey band)
itemizes the information that
you must provide to order
the standard product and the
preferred sequence for
specification.

Specification Information

(under the light grey band) provides product dimensions, style numbers, and prices for the standard product and any surface material choices that are available

Product Drawing

shows you what the product looks like.

Tip 6

Required to Specify

Specify with Customiz Stain

Italic typeface on speci-

Italic typeface on specifying pages usually identifies wording that you should use in your order.

Tip 7

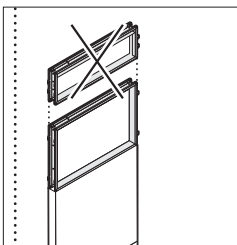
To determine how many skins are needed to complete a panel, consult the table at right.

Tip: Remember to order skins for both sides of the panel buildup.

Watch for tips through-

out the text that give you explanations and helpful instructions

Tip 8



Learn what you cannot do by looking for drawings crossed out with an “X.”

Tip 9

Use the surface materials listings in the Surface Materials section of this book to find surface material color numbers.

▶ Page 25

Tip 10

Style Number	Page
TS7042BL	131
TS7042S	130
TS7048BL	131
TS7048S	130
TS7060BL	131
TS7060S	130
TS7072BL	131

Refer to the style number index when you know a style number and you need to find the page that has more details about the product.


Statement of Line



Understanding
 ▶ Page 8
 Specifying
 ▶ Page 14

Chevron Tables

	60"W	66"W	72"W	84"W
19"D	•	•	•	•
24"D	•	•	•	•
30"D	•	•	•	•



Understanding
 ▶ Page 8
 Specifying
 ▶ Page 16

Team Tables

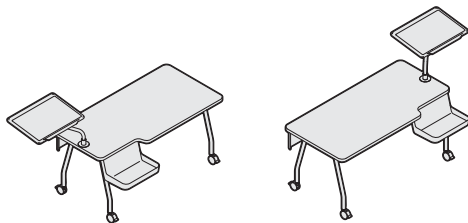
	60"W	72"W	84"W
24"D	•	•	•
30"D	•	•	•



Understanding
 ▶ Page 8
 Specifying
 ▶ Page 18

Rectangle Tables


	39"W	48"W	60"W	66"W	72"W	84"W
19"D	•	•	•	•	•	•
24"D	•	•	•	•	•	•
30"D		•	•	•	•	•



Understanding
► Page 10
Specifying
► Page 20

Teaching Station with Storage Caddy and Modesty Panel

	50"W	60"W	72"W
30"D	●	●	●



Understanding
► Page 10
Specifying
► Page 20

Teaching Station without Storage Caddy

	50"W	60"W	72"W
30"D	●	●	●

Verb

Verb is an integrated collection of classroom furniture designed to support a full range of teaching and learning styles on demand.

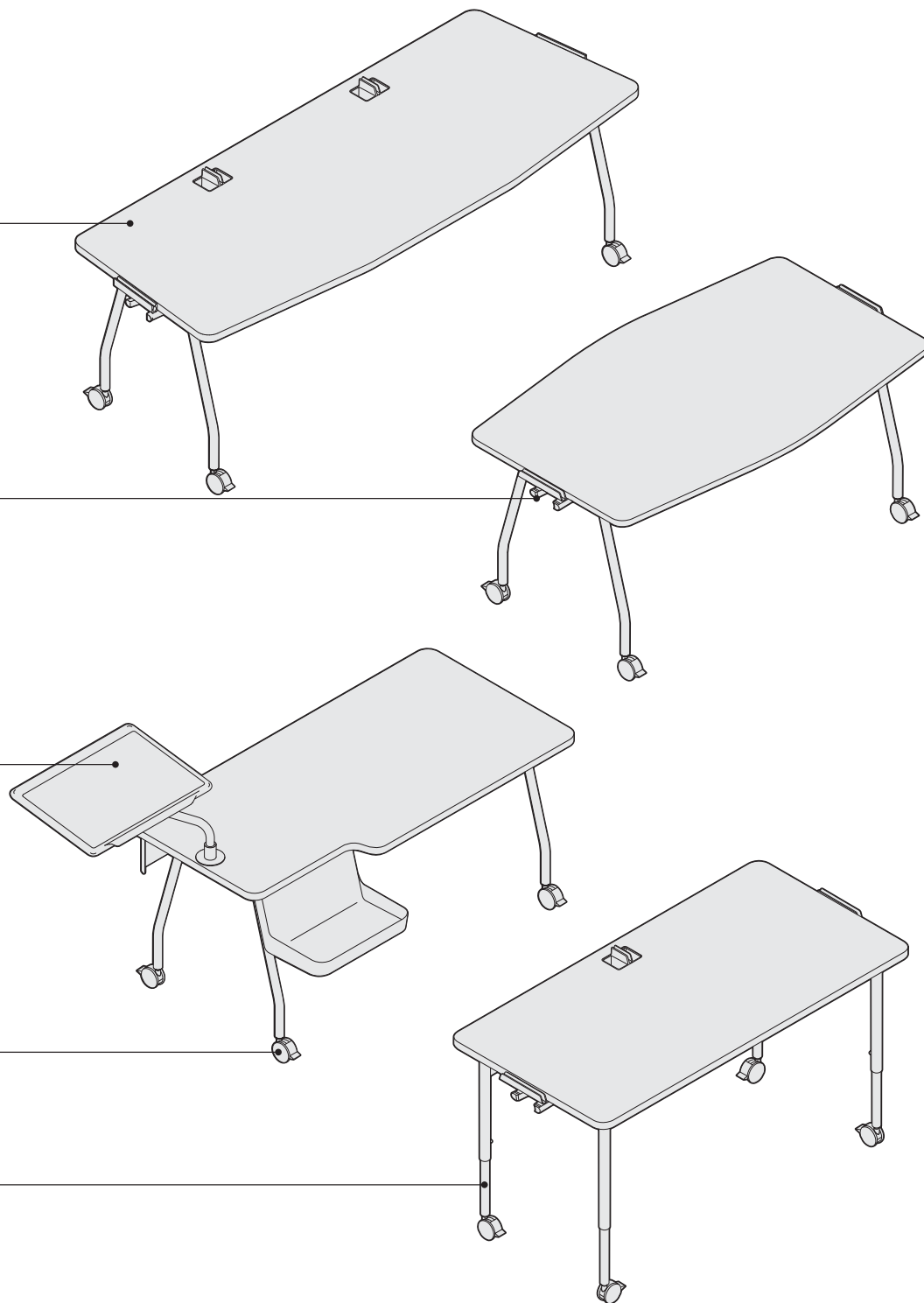
Verb worksurfaces are wood-core with High-Pressure Laminate top and plastic edge band.

Plastic components are optional and used to provide storage and display for Verb whiteboards.

Teaching stations can be specified with the lectern on the left- or right- hand side of the table.

All tables come standard with non-locking casters (locking casters are shown). Other options are available.

Height-adjustable legs are available on student tables only, not on teaching stations.



Student Tables

Verb student tables are designed for active learning environments where flexibility and student engagement are key. The Verb ecosystem is designed to quickly and easily reconfigure while providing equal access to collaborative tools.

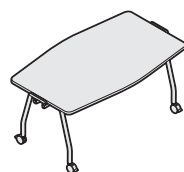
*Note: For configuration or planning ideas, please reference the Education Solutions Insights & Applications Guide found on village.steelcase.com or from www.steelcase.com in the Education Solutions section.

Product Details

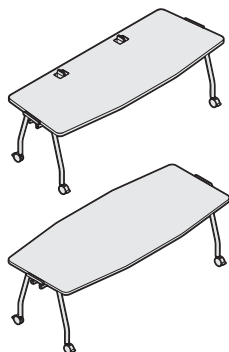
Student tables have chevron shape tables, team shape tables, and rectangle shape tables.



The chevron shape tables provide a sense of personal space division as well as creating a subtle arc when in lecture mode to allow line of sight to everyone in the row.



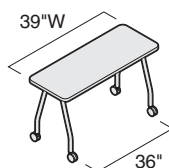
The team shape tables are designed specifically for small group work and project teams, offering the same angled shape as the chevron tables but on both sides of the table.



On 84"W chevron and team tables, there is a slight modification to the shape to allow three people to sit at the table instead of two. Rather than having two facets on the angled side of the table, 84" tables have three facets.

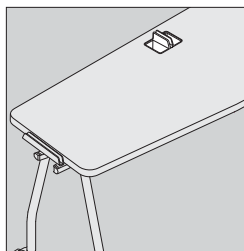


The rectangle shape tables can be used for more traditional applications as well as when smaller table sizes are necessary because the rectangle tables are available in 39" and 48" widths as well as the larger sizes.



39" width is the smallest a table can be while still being ADA compliant. ADA regulations require a minimum of 36" between the inside of the table legs.

Worksurfaces are wood-core with High-Pressure Laminate top and plastic 3 mm edge band. All corners have a 2" radius.



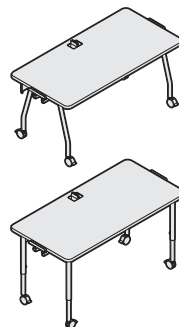
Center docks are optional and used to provide a storage area for markers, erasers, and other items students may bring as well as providing a dock for supporting test mode.

84"W tables are designed to have three students and will have two center docks (if center docks are specified).

Center docks are not available on tables smaller than 60" because they are designed primarily for test mode and tables smaller than 60" do not accommodate two students.

► See *Dock Storage Availability*, page 13.

Side docks allow display of whiteboards on the tables. For best results, rock the boards into place rather than pressing straight down. Side hooks allow storage of up to four boards per hook.



Two leg designs are available on student tables, the access leg and the pin height-adjustable post leg.

All Verb tables come standard with the access leg with non-locking casters. Access legs are also available as an option with four locking casters, four glides, or two non-locking casters and two glides. Pin height-adjustable post legs are available with four non-locking casters, four locking casters, four glides, or two non-locking casters and two glides.

Tables that are either 19"D or 39"W will not allow any variety of caster when using the height-adjustable post legs due to stability test requirements.

► See *Table Top and Leg Choices*, page 12.

Table height on access legs is 28½". On height-adjustable post legs, the midpoint is 28½" and the legs adjust 4½" up and 4½" down for a total range of 24"-33".

Tip: Tables with height-adjustable legs set below standard table height, will not allow the personal whiteboards to be hung on the plastic side hooks as they will not have sufficient clearance. The boards may still be used with the side docks since table height does not affect board display.

Modesty panels are available for chevron and rectangle tables and are made of painted steel.

Tip: When ordering tables with a modesty panel, it is not necessary to order optional reinforcing channel as the modesty panel acts as a reinforcing channel.

Reinforcing channel is not required on tables smaller than 60"W. On tables 60"-72"W a reinforcing channel is strongly recommended for medium to heavy duty applications to minimize deflection over time. 84"W tables come standard with a reinforcing channel.

Glides are available and are used for leveling for installation on uneven floors. The glide is 1½" long and provides 1" of leveling.

Surface Materials**Top**

- High-Pressure Laminate
- Open Line Laminate (option)

3 mm Radius Profile**Edge**

- Plastic

Access Legs and**Height-Adjustable Post Legs**

- Paint

Modesty Panels

- Paint

Dock and Hooks on Student Tables

- 6059 Sterling Dark Solid
- 6249 Platinum Solid
- 6259 Midnight
- 6337 Element

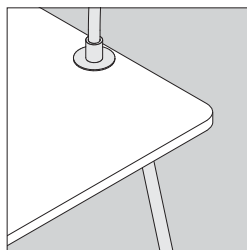
Actual Dimensions**Student Table Tops**

Table top thickness	1 1/8"
Chevron table top depth	19", 24", or 30"
Chevron table top width	60", 66", 72", or 84"
Team table top depth	24" or 30"
Team table top width	60", 72", or 84"
Rectangle table top depth	19", 24", or 30"
Rectangle table top width	39", 48", 60", 66", 72", or 84"

Teaching Stations

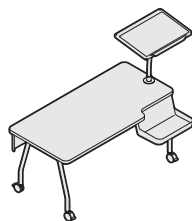
The Verb teaching station is designed to provide support for a range of postures and work modes, including instruction, collaboration, and concentrated work.

Product Details

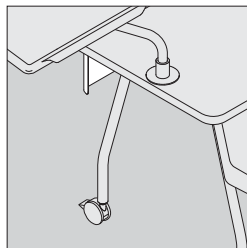


Verb teaching station worksurfaces are wood-core with High-Pressure Laminate top and plastic 3 mm edge band.


Teaching stations are 30"D and come in 50", 60", and 72" widths.



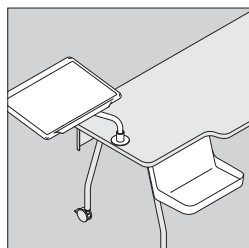
When a storage caddy is specified, there is a cut-out in the corner of the table matching the profile of the caddy.



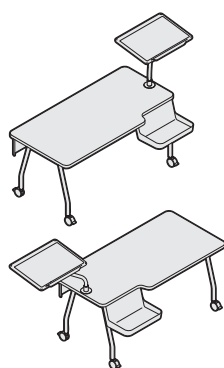
A modesty panel comes standard when a storage caddy is specified.



Modesty panels are optional on teaching stations without a storage caddy.



The lectern and caddy are always on the same side of the teaching station. The lectern arm and caddy share a paint finish selection.



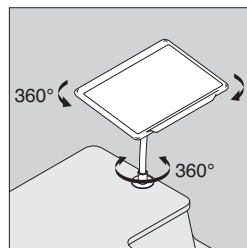
Left-hand and right-hand designates which side of the table the lectern and caddy are on. From the instructor's perspective standing behind the table facing the class, a left-hand teaching station has the caddy and lectern on the left side.

Tip: Teaching stations without a caddy do not have a left-hand or right-hand designation.

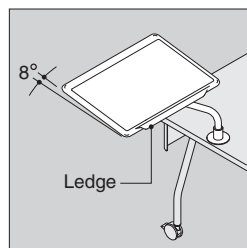
Access legs with non-locking casters come standard on teaching stations. Access legs are also available as an option with four locking casters, four glides, or two non-locking casters and two glides.

Tip: Height-adjustable legs are not available on teaching stations.

► See *Table Top and Leg Choices*, page 12.



The lectern top and lectern arm swivel 360° allowing for maximum position flexibility and enhanced sightlines.



The lectern has an ergonomic 8° slant and a ledge at the bottom.

The lectern top is a High-Pressure Laminate with a urethane edge.

The lectern has an optional cup holder.

Surface Materials

Top

- High-Pressure Laminate
- Open Line Laminate (option)

3 mm Radius Profile Edge

- Plastic

Access Legs

- Paint

Modesty Panels

- Paint

Lectern

- 6059 Sterling Dark Solid Urethane Edge with 2883 Seagull Laminate
- 6249 Platinum Solid Urethane Edge with 2883 Seagull Laminate
- 6337 Element Urethane Edge with 2885 Dune Laminate

Lectern Arm/Caddy

- 4750 Champagne Metallic Lectern Arm with 7654 Element Caddy
- 4799 Platinum Metallic Lectern Arm with 7190 Platinum Solid Caddy
- 7360 Merle Lectern Arm with 7360 Merle Caddy

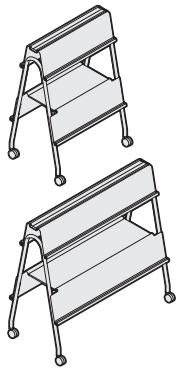
Cup holder

- 6059 Sterling Dark Solid

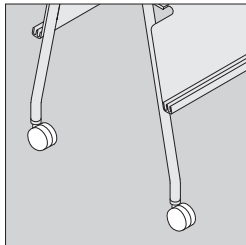
Verb easels facilitate effective display, storage, and presentation of Verb whiteboards.

Verb wall track offers additional display options for the Verb whiteboards and can add functionality to otherwise blank walls.

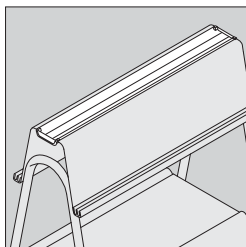
Product Details



Two-sided easels come standard with two shelves on each side and are available in two sizes, 36"W and 56"W.



Easels come standard with casters for ease of mobility.



The easel top shelf can be used to store markers and erasers and is available only in 6249 platinum solid finish.

Easel shelves are available in optional 7075 Arctic White markerboard paint. *Tip: Shelves should not be written on directly. However, since they are painted in markerboard paint it will ensure that if written on with dry erase markers, it may be erased more effectively than standard paint.*



Wall track comes in 6' and 8' lengths and is made from extruded anodized aluminum. It may be easily cut to length in the field.

Each wall track comes standard with hooks for use with the whiteboards.

Maintenance

- Wipe board with a clean cloth moistened by a liquid markerboard cleaner or a solution of 50% water and 50% isopropyl alcohol.
 - Rinse with clear water.
 - Wipe dry with a clean cloth
- If your board is used daily, the cleaning should be performed at least 2-3 times a week.

More thorough cleaning may be required if writing is left on the board for more than two days.

Markers

Use any high-quality dry erase marker.

CAUTION! The use of Low Odor markers may cause ghosting to occur. If Low Odor markers have been used, the surface can be completely cleaned by following the cleaning instructions above. Remember to discard eraser if used with Low Odor markers.

Removing Permanent Marker

Option 1:

- Write over the top of the permanent marker ink with a dry-erase marker
- Simply erase

Option 2:

- Moisten a clean, dry cloth with isopropyl alcohol
- Wipe the board in a circular motion to loosen marker residue
- Rinse with clear water
- Dry the board with a clean cloth
- Repeat these steps as necessary

Installer's Instructions for Initial Cleaning at Time of Installation

NOTE: These initial cleaning instructions are shipped with every board.

- For initial cleaning, wipe your board with a clean cloth moistened by a mild, alcohol-based cleaner.
- Rinse with clear water. This step is simple, but very important.
- Wipe dry with a clean cloth.

Surface Materials

Easel Frame/Legs

- 4750 Champagne Metallic
- 4799 Platinum Metallic
- 7360 Merle

Easel Display Shelf

- 7075 Arctic White Markerboard Paint
- 7360 Merle

Easel Shelf Inserts and Top Cap

- 6249 Platinum Solid

Wall Track Hook

- 6249 Platinum Solid

Table Top and Leg Choices

	• Dimensions		• Access Leg				• Height-Adjustable Post Leg			
	D	W	With non-locking casters	With locking casters	With glides	With two non-locking casters and two glides	With non-locking casters	With locking casters	With glides	With two non-locking casters and two glides
Chevron	19"	60"–84"	●	●	●	●	N.A.	N.A.	●	N.A.
	24"–30"	60"–84"	●	●	●	●	●	●	●	●
Team	24"–30"	60"–84"	●	●	●	●	●	●	●	●
Rectangle	19"	39"–84"	●	●	●	●	N.A.	N.A.	●	N.A.
	24"	39"	●	●	●	●	N.A.	N.A.	●	N.A.
	24"–30"	48"–84"	●	●	●	●	●	●	●	●
Teaching Stations	30"	50"–72"	●	●	●	●	N.A.	N.A.	N.A.	N.A.
	:		:	:	:	:	:	:	:	:

Dock Storage Availability

Dock Storage Availability

Verb

	• Dimensions D	W	• Side Dock and Hook (two pairs)	• Side Dock, Hook, and Center Storage Dock	Center Storage Dock
Chevron	19", 24" and 30"	60"–84"	•	•	•
Team	24"–30"	60"–84"	•	N.A.	N.A.
Rectangle	19"	39"–48"	•	N.A.	N.A.
	19"	60"–84"	•	•	•
	24"	39"–48"	•	N.A.	N.A.
	24"	60"–84"	•	•	•
	30"	48"	•	N.A.	N.A.
	30"	60"–84"	•	•	•
	:	:	:	:	:

Chevron Tables



► Need help?
Product details,
page 8

Standard Includes

- Table: 1½"- thick top, High-Pressure Laminate
- 3 mm radius profile edge: plastic
- Access legs with non-locking casters: paint group 1
- Reinforcing channel on 84" tables

Required to Specify

- 1 Style number
 - 2 High-Pressure Laminate color number for table
 - 3 Plastic edge band color number for table
 - 4 Paint color number for legs
 - 5 Options, if selected (see below)
- See *Surface Materials*, page 26.

	Options	U.S. Price	Required to Specify
Surface Materials	Legs		
	• Paint price group 1	No cost	Specify paint color number.
	• Paint price group 2	+\$ 41	Specify paint color number.
	• Paint price group 3	+\$ 65	Specify paint color number.
	Modesty panel		
	• Paint price group 1	No cost	Specify paint color number.
	• Paint price group 2	+\$ 20	Specify paint color number.
	• Paint price group 3	+\$ 33	Specify paint color number.
	High-Pressure Laminate worksurfaces		
	• Open Line Laminate	+\$ 65 plus cost of laminate	► See <i>Surface Materials Reference Manual</i> .
Leg Options	Access legs		
	• Locking casters	No cost	Specify with access leg with locking casters.
	• Glides	-\$ 20	Specify with access leg with glides.
	• Two non-locking casters and two glides	-\$ 10	Specify with access leg with two casters and two glides.
	Height-adjustable post legs		
	• Non-locking casters	Prices at right	Specify with height-adjustable post leg with non-locking casters.
	• Locking casters	Prices at right	Specify with height-adjustable post leg with locking casters.
	• Glides	Prices at right	Specify with height-adjustable post leg with glides.
	• Two non-locking casters and two glides	Prices at right	Specify with height-adjustable post leg with two casters and two glides.
Modesty Panel	• Steel modesty panel	+\$183	Specify with modesty panel and specify paint color number.
Dock Storage Options	• No dock	No cost	Specify with no dock.
	• Side dock and hook (two pairs)	+\$ 94	Specify with dock and side hook and specify plastic finish.
	• Side dock, hook, and center storage dock on units 72" units and smaller	+\$125	Specify with dock, hook, and center storage dock and specify plastic finish.
	• Side dock, hook, and center storage dock on 84" units	+\$157	Specify with dock, hook, and center storage dock and specify plastic finish.
	• Center storage dock on 72" units and smaller	+\$ 32	Specify with center storage dock and specify plastic finish.
	• Center storage dock on 84" units	+\$ 63	Specify with center storage dock and specify plastic finish.
Reinforcing Channel	• 57" reinforcing channel	+\$ 48	Specify with reinforcing channel.

Tip: On 19"D tables, only height-adjustable post legs with glides are available.

Tip: Reinforcing channel is not needed on tops smaller than 60" or when a modesty panel is specified. 84" tops come standard with reinforcing channel.



For Canadian Pricing

Multiply U.S. Price by the Canadian price factor.

► See page 1 for details.

Specification Information

Dimensions D W		Style Number	U.S. Base Price	Options (Add \$ to Base Price)			
				Height-Adjustable Post Legs			
				with Non- Locking Casters	with Locking Casters	with Glides	with Two Casters and Two Glides
19"	60"	VTC1960	\$691	N.A.	N.A.	+\$224	N.A.
19"	66"	VTC1966	\$706	N.A.	N.A.	+\$224	N.A.
19"	72"	VTC1972	\$722	N.A.	N.A.	+\$224	N.A.
19"	84"	VTC1984	\$849	N.A.	N.A.	+\$224	N.A.
24"	60"	VTC2460	\$722	+\$246	+\$246	+\$224	+\$236
24"	66"	VTC2466	\$743	+\$246	+\$246	+\$224	+\$236
24"	72"	VTC2472	\$763	+\$246	+\$246	+\$224	+\$236
24"	84"	VTC2484	\$896	+\$246	+\$246	+\$224	+\$236
30"	60"	VTC3060	\$763	+\$246	+\$246	+\$224	+\$236
30"	66"	VTC3066	\$790	+\$246	+\$246	+\$224	+\$236
30"	72"	VTC3072	\$816	+\$246	+\$246	+\$224	+\$236
30"	84"	VTC3084	\$954	+\$246	+\$246	+\$224	+\$236




Tip: 84" tops come standard with reinforcing channel.



For Canadian Pricing
Multiply U.S. Price by the
Canadian price factor.
► See page 1 for details.

Team Tables



	Standard Includes	Required to Specify
► Need help? Product details, page 8	<ul style="list-style-type: none"> Table: 1½"- thick top, High-Pressure Laminate 3 mm radius profile edge: plastic Access legs with non-locking casters: paint group 1 Reinforcing channel on 84" tables 	<ol style="list-style-type: none"> Style number High-Pressure Laminate color number for table Plastic edge band color number for table Paint color number for legs Options, if selected (see below) <p>► See <i>Surface Materials</i>, page 26.</p>

	Options	U.S. Price	Required to Specify
Surface Materials	Legs		
	<ul style="list-style-type: none"> Paint price group 1 Paint price group 2 Paint price group 3 	No cost +\$ 41 +\$ 65	Specify paint color number. Specify paint color number. Specify paint color number.
	High-Pressure Laminate worksurfaces		
	<ul style="list-style-type: none"> Open Line Laminate 	+\$ 65 plus cost of laminate	► See <i>Surface Materials Reference Manual</i> .
Leg Options	Access legs		
	<ul style="list-style-type: none"> Locking casters Glides Two non-locking casters and two glides 	No cost -\$ 20 -\$ 10	Specify with access leg with locking casters. Specify with access leg with glides. Specify with access leg with two casters and two glides.
	Height-adjustable post legs		
	<ul style="list-style-type: none"> Non-locking casters Locking casters Glides Two non-locking casters, two glides 	+\$246 +\$246 +\$224 +\$236	Specify with height-adjustable post leg with non-locking casters. Specify with height-adjustable post leg with locking casters. Specify with height-adjustable post leg with glides. Specify with height-adjustable post leg with two casters and two glides.
Dock Storage Options	<ul style="list-style-type: none"> No dock Side dock and hook (two pairs) 	No cost +\$ 94	Specify with no dock. Specify with dock and hook and specify plastic finish.
	Reinforcing Channel		
	<ul style="list-style-type: none"> 57" reinforcing channel 	+\$ 48	Specify with reinforcing channel.

Specification Information			
• Dimensions	• Style	• U.S.	
D W	Number	Base Price	
24" 60"	VTT2460	\$753	
24" 72"	VTT2472	\$816	
24" 84"	VTT2484	\$881	
30" 60"	VTT3060	\$800	
30" 72"	VTT3072	\$873	
30" 84"	VTT3084	\$975	
:	:	:	

Tip: 84" tops come standard with reinforcing channel.



For Canadian Pricing
Multiply U.S. Price by the Canadian price factor.
► See page 1 for details.



Rectangle Tables



	Standard Includes	Required to Specify
► Need help? Product details, page 8	<ul style="list-style-type: none"> Table: 1½"- thick top, High-Pressure Laminate 3 mm radius profile edge: plastic Access legs with non-locking casters: paint group 1 Reinforcing channel on 84" tables 	<ol style="list-style-type: none"> 1 Style number 2 High-Pressure Laminate color number for table 3 Plastic edge band color number for table 4 Paint color number for legs 5 Options, if selected (see below) <p>► See <i>Surface Materials</i>, page 26.</p>

	Options	U.S. Price	Required to Specify
Surface Materials	Legs		
	<ul style="list-style-type: none"> Paint price group 1 Paint price group 2 Paint price group 3 	No cost +\$ 41 +\$ 65	Specify paint color number. Specify paint color number. Specify paint color number.
	Modesty panel		
	<ul style="list-style-type: none"> Paint price group 1 Paint price group 2 Paint price group 3 	No cost +\$ 20 +\$ 33	Specify paint color number. Specify paint color number. Specify paint color number.
	High-Pressure Laminate worksurfaces		
	<ul style="list-style-type: none"> Open Line Laminate 	+\$ 65 plus cost of laminate	► See <i>Surface Materials Reference Manual</i> .
Leg Options	Access legs		
	<ul style="list-style-type: none"> Locking casters Glides Two non-locking casters and two glides 	No cost -\$ 20 -\$ 10	Specify with access leg with locking casters. Specify with access leg with glides. Specify with access leg with two casters and two glides.
	Height-adjustable post legs		
	<ul style="list-style-type: none"> Non-locking casters Locking casters Glides Two non-locking casters and two glides 	Prices at right Prices at right Prices at right Prices at right	Specify with height-adjustable post leg with non-locking casters. Specify with height-adjustable post leg with locking casters. Specify with height-adjustable post leg with glides. Specify with height-adjustable post leg with two casters and two glides.
Modesty Panel	<ul style="list-style-type: none"> Steel modesty panel 	+\$183	Specify with modesty panel and specify paint color number.
Dock Storage Options	<ul style="list-style-type: none"> No dock 	No cost	Specify with no dock.
	<ul style="list-style-type: none"> Side dock and hook (two pairs) 	+\$ 94	Specify with dock and hook and specify plastic finish.
	<ul style="list-style-type: none"> Side dock, hook, and center storage dock on 60"-72" units 	+\$125	Specify with dock, hook, and center storage dock and specify plastic finish.
	<ul style="list-style-type: none"> Side dock, hook, and center storage dock on 84" units 	+\$157	Specify with dock, hook, and center storage dock and specify plastic finish.
	<ul style="list-style-type: none"> Center storage dock on 72" units and smaller 	+\$ 32	Specify with center storage dock and specify plastic finish.
	<ul style="list-style-type: none"> Center storage dock on 84" units 	+\$ 63	Specify with center storage dock and specify plastic finish.
Reinforcing Channel	<ul style="list-style-type: none"> 57" reinforcing channel 	+\$ 48	Specify with reinforcing channel.

Tip: On all 19"D tables and on all 39"W tables only height-adjustable post legs with glides are available.

Tip: 39"W and 48"W tables can only have side dock and hook.

Tip: Reinforcing channel is not needed on tops smaller than 60" or when a modesty panel is specified. 84" tops come standard with reinforcing channel.



For Canadian Pricing
Multiply U.S. Price by the Canadian price factor.
► See page 1 for details.



Tip: 84" tops come standard with reinforcing channel.

Specification Information							
Dimensions D W		Style Number	U.S. Base Price	Options (Add \$ to Base Price)			
				Height-Adjustable Post Legs			
				with Non- Locking Casters	with Locking Casters	with Glides	with Two Casters and Two Glides
19"	39"	VTR1939	\$612	N.A.	N.A.	+\$224	N.A.
19"	48"	VTR1948	\$638	N.A.	N.A.	+\$224	N.A.
19"	60"	VTR1960	\$664	N.A.	N.A.	+\$224	N.A.
19"	66"	VTR1966	\$685	N.A.	N.A.	+\$224	N.A.
19"	72"	VTR1972	\$706	N.A.	N.A.	+\$224	N.A.
19"	84"	VTR1984	\$844	N.A.	N.A.	+\$224	N.A.
24"	39"	VTR2439	\$633	N.A.	N.A.	+\$224	N.A.
24"	48"	VTR2448	\$649	+\$246	+\$246	+\$224	+\$236
24"	60"	VTR2460	\$680	+\$246	+\$246	+\$224	+\$236
24"	66"	VTR2466	\$706	+\$246	+\$246	+\$224	+\$236
24"	72"	VTR2472	\$733	+\$246	+\$246	+\$224	+\$236
24"	84"	VTR2484	\$881	+\$246	+\$246	+\$224	+\$236
30"	48"	VTR3048	\$675	+\$246	+\$246	+\$224	+\$236
30"	60"	VTR3060	\$716	+\$246	+\$246	+\$224	+\$236
30"	66"	VTR3066	\$748	+\$246	+\$246	+\$224	+\$236
30"	72"	VTR3072	\$780	+\$246	+\$246	+\$224	+\$236
30"	84"	VTR3084	\$938	+\$246	+\$246	+\$224	+\$236



For Canadian Pricing
Multiply U.S. Price by the
Canadian price factor.
► See page 1 for details.

Teaching Stations

	Standard Includes	Required to Specify
► Need help? Product details, page 10	<ul style="list-style-type: none"> Table: 1½"- thick top, High-Pressure Laminate 3 mm radius profile edge: plastic Lectern: urethane edge with laminate Access legs with non-locking casters: paint group 1 Storage caddy and lectern arm: paint group 1, if selected Modesty panel: paint group 1, if selected 	1 Style number 2 High-Pressure Laminate color number for table 3 Plastic edge band color number for table 4 Lectern finish color number 5 Paint color number for legs 6 Paint color number for storage caddy and lectern arm, if selected 7 Paint color number for modesty panel, if selected 8 Options, if selected (see below) ► See <i>Surface Materials</i> , page 26.

	Options	U.S. Price	Required to Specify
Surface Materials	Legs		
	• Paint price group 1	No cost	Specify paint color number.
	• Paint price group 2	+\$ 41	Specify paint color number.
	• Paint price group 3	+\$ 65	Specify paint color number.
	Lectern Arm		
	• Paint price group 1	No cost	Specify paint color number.
	• Paint price group 2	+\$ 10	Specify paint color number.
	Lectern Arm and Storage Caddy		
	• Paint price group 1	No cost	Specify paint color number.
	• Paint price group 2	+\$ 31	Specify paint color number.
	Modesty panel		
	• Paint price group 1	No cost	Specify paint color number.
	• Paint price group 2	+\$ 20	Specify paint color number.
	• Paint price group 3	+\$ 33	Specify paint color number.
	High-Pressure Laminate worksurfaces		
	• Open Line Laminate	+\$ 65 plus cost of laminate	► See <i>Surface Materials Reference Manual</i> .
Cup Holder	• Cup holder on lectern	+\$ 33	Specify <i>with cup holder</i> .
Leg Options	Access legs		
	• Locking casters	No cost	Specify <i>with access leg with locking casters</i> .
	• Glides	-\$ 20	Specify <i>with access leg with glides</i> .
	• Two non-locking casters and two glides	-\$ 10	Specify <i>with access leg with two casters and two glides</i> .
Modesty Panel	• Steel modesty panel on teaching station without storage caddy	+\$183	Specify <i>with modesty panel</i> and select paint color number.
Reinforcing Channel	• 57" reinforcing channel on 60" and 72" units	+\$ 48	Specify <i>with reinforcing channel</i> .

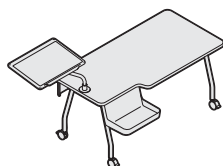
Tip: Modesty panels are standard on teaching stations with storage caddy.



For Canadian Pricing
 Multiply U.S. Price by the Canadian price factor.
 ► See page 1 for details.

Specification Information

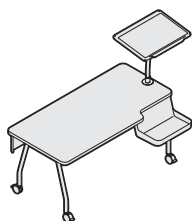
Dimensions		Style	U.S.
D	W	Number	Base
			Price



Station with Storage Caddy and Modesty Panel

Left-Hand Stations

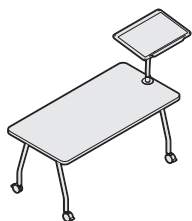
30"	50"	VTSC3050L	\$1864
30"	60"	VTSC3060L	\$1899
30"	72"	VTSC3072L	\$1961
:	:	:	:



Station with Storage Caddy and Modesty Panel

Right-Hand Stations

30"	50"	VTSC3050R	\$1864
30"	60"	VTSC3060R	\$1899
30"	72"	VTSC3072R	\$1961
:	:	:	:



Station without Storage Caddy

30"	50"	VTSN3050	\$1414
30"	60"	VTSN3060	\$1448
30"	72"	VTSN3072	\$1512
:	:	:	:



For Canadian Pricing

Multiply U.S. Price by the Canadian price factor.

► See page 1 for details.

Personal Whiteboard



Standard Includes	Required to Specify
• Two-sided e ³ ceramicsteel with urethane edge molding	Style number

Specification Information			
• Dimensions		• Style	• U.S.
H	W	Number	Price
18"	23"	VWB2	\$167



For Canadian Pricing
Multiply U.S. Price by the
Canadian price factor.
▶ See page 1 for details.



Standard Includes	Required to Specify
<ul style="list-style-type: none"> ▶ Need help? Product details, page 11 • Steel display shelves: 7360 Merle • Frame/legs: paint group 1 • Casters: black • Trough: 6249 Platinum Solid • Shipped assembled/wrapped 	<ul style="list-style-type: none"> 1 Style number 2 Frame/leg paint color number 3 Shelf paint color number 4 Options, if selected (see below) ▶ See <i>Surface Materials</i>, page 26.

Options	U.S. Price	Required to Specify
Surface Materials <ul style="list-style-type: none"> • Frame/legs • Paint price group 1 • Paint price group 2 • Shelf 36" • Paint price group 1 • Paint price group 3 • Shelf 56" • Paint price group 1 • Paint price group 3 	<ul style="list-style-type: none"> No cost +\$ 31 No cost +\$100 No cost +\$150 	<ul style="list-style-type: none"> Specify paint color number. Specify paint color number. Specify paint color number. Specify paint color number. Specify paint color number. Specify paint color number.
Ship Method <ul style="list-style-type: none"> • Shipped knocked down/boxed 	<ul style="list-style-type: none"> No cost 	<ul style="list-style-type: none"> Specify shipped knocked down.

Specification Information			
Dimensions		Style Number	U.S. Base Price
D	W		
24"	36"	VE36	\$1409
24"	56½"	VE56	\$1776



For Canadian Pricing
Multiply U.S. Price by the
Canadian price factor.
▶ See page 1 for details.

Wall Track



Tip: The wall track style numbers come with four or five hooks. Additional wall track hooks are available.

Standard Includes		Required to Specify
▶ Need help? Product details, page 11	<ul style="list-style-type: none">• Anodized aluminum track• Cork insert• Plastic hooks	Style number

Specification Information			
• Dimensions		• Number	• Style
D	W	of Plastic	Number
		Hooks	
:	:	:	:
:	:	:	:
:	:	:	:

Wall Track

1"	6'	4	VWT6	\$241
1"	8'	5	VWT8	\$294
:	:	:	:	:

Wall Track Hook

	1	VWTH	\$ 21
:	:	:	:



For Canadian Pricing
Multiply U.S. Price by the
Canadian price factor.
▶ See page 1 for details.

Surface Materials

Surface Materials	26
-------------------	----

Surface Materials

This listing includes all the surface material choices that are available for the products in this specification guide.

Resources

For more information about surface materials, refer to the following resources:

Additional surface materials specification tools are available to assist you in the specification process—the Surface Materials Binders.

The global surface materials palette is a core collection of finishes that is available across multiple geographies (Americas/EMEA – Europe, Middle East, and Africa/APAC – Asia Pacific) and on global product lines, where applicable. For a list of finishes included in the offering, see the Surface Materials Reference Manual. Additional details, like product approvals by geography and finish number conversions, can also be found in the Surface Materials Reference Manual or see steelcase.com/surfacematerials.

Surface Materials Binders

- Surface Materials Reference Manual
- A complete set of swatch cards for hard surfaces, vertical surface fabrics, and seating upholstery.

Paint

Steelcase Select Surfaces

Price Group 1

Applies to:

- Legs and modesty panels on chevron tables, rectangle tables, and teaching stations.
- Legs on team tables

Textured Paint

- 7207 Black
- 7225 Sand
- 7241 Arctic White
- 7243 Seagull
- 7278 Dark Bronze
- 7360 Merle

Price Group 2

Smooth Metallic Paint

- 4750 Champagne Metallic
- 4798 Sterling Metallic
- 4799 Platinum Metallic

Textured Metallic Paint

- 7246 Midnight Metallic

Applies to:

- Easel frame/legs
- Teaching station caddy/lectern arm

Price Group 1

Textured Paint

- 7360 Merle

Price Group 2

Smooth Metallic Paint

- 4750 Champagne Metallic
- 4799 Platinum Metallic

Select Surfaces

Price Group 3

Accent paint

Accent paints allow you to choose from a pre-matched color palette of trend driven colors that are available without the PerfectMatch registration fee. Refer to the *Surface Materials Reference Manual* for more information about this program.

Custom Surfaces

Price Group 3

PerfectMatch

PerfectMatch is a service that allows you to create your own paint color. Refer to the *Surface Materials Reference Manual* for more information about this program.

Laminate

Applies to:

- Worksurface on chevron tables, team tables, rectangle tables, and teaching stations

Steelcase Surfaces

High-Pressure Laminate

Fiber Laminate

- 2850 Vanadium Fiber
- 2851 Rhyme Fiber
- 2852 Tungsten Fiber
- 2854 Vellum Fiber
- 2859 Novell Fiber
- 2860 Granite Fiber
- 2861 Coconut Fiber
- 2862 Stucco Fiber

Micro Laminate

- 2920 Marl Micro
- 2921 Gypsum Micro
- 2922 Clay Micro
- 2923 Shadow Micro

Patina Laminate

- 2870 Blonde Bronze Patina
- 2871 Blackened Bronze Patina
- 2873 Instant Iron Patina

Solid Laminate

- 2722 Cream **E**
- 2730 Arctic White
- 2746 Black
- 2759 Warm White **E**
- 2811 Mist **E**
- 2883 Seagull
- 2884 Milk
- 2885 Dune

Speckle Laminate

- 2820 Coffee Speckle
- 2822 Woodrose Speckle
- 2823 Driftwood Speckle
- 2824 Smoke Speckle
- 2825 Vanadium Speckle

Note: Some wood veneer finishes and woodgrain laminates share the same name. Because of the difference in materials, veneers and laminates of the same name are not an exact match but do coordinate with each other.

Woodgrain Laminate

- 2406 Clear Cherry
- 2409 Clear Maple
- 2410 Graphite Walnut
- 2412 Natural Cherry
- 2422 Medium Cherry
- 2511 Winter on Maple
- 2538 Clear Walnut
- 2539 Warm Oak **E**
- 2592 Blonde on Maple
- 2714 Natural Walnut
- 2772 Medium Mahogany on Walnut **E**
- 2HAK Clear Oak
- 2HAT Acacia

Turnstone Laminate Collection

A selection of laminates and edge bands in this collection are available on Steelcase brand products. This collection is available with standard leadtimes and supported like standard laminates to help make ordering easy. Please see the Turnstone section of village.steelcase.com for swatching information.

- 2535 Virginia Walnut
- 2536 Blackwood
- 2612 Marbled Maple
- 2614 Chocolate Walnut
- 2615 Marbled Cherry

Custom Surfaces

Open Line

Laminate (OLL)

This service allows you to order non-standard laminate at an additional processing fee of \$65 U.S. per worksurface or top, plus the cost of the laminate.

When processing orders for Open Line Laminate on Verb, specify 2900 in the laminate finish field and enter the OLL manufacturer information. Enter the required edge finish as you would a standard laminate.

Laminate Approval and Material Requirements

To confirm whether a particular laminate has already been tested for use on a specific Steelcase product or to determine material square foot requirements:

- Visit www.steelcase.com

For additional information, refer to the *Steelcase Surface Materials Reference Manual*.

Plastic

Steelcase Surfaces

Applies to:

- Edge on chevron tables, team tables, rectangle tables, and teaching stations

- 6000 Black*
- 6001 Coffee*
- 6009 Arctic White*
- 6034 Natural Cherry
- 6036 Medium Cherry
- 6037 Winter on Maple
- 6038 Blonde on Maple
- 6041 Natural Walnut
- 6045 Medium Mahogany on Walnut **E**

- 6052 Milk*
- 6053 Seagull*
- 6213 Acacia
- 6219 Clear Oak
- 6231 Graphite Walnut
- 6234 Clear Cherry
- 6237 Clear Maple
- 6242 Virginia Walnut
- 6243 Blackwood
- 6245 Clear Walnut
- 6246 Warm Oak **E**
- 6249 Platinum Solid*
- 6615 Grey V5*
- 6619 Ice* **E**
- 6631 Cream*
- 6635 Dawn* **E**
- 6636 Mist*
- 6654 Sand*
- 6655 Warm White*
- 6676 Marbled Maple
- 6677 Chocolate Walnut
- 6678 Marbled Cherry
- 6694 Slate*
- 6695 Midnight*
- 6697 Fog*
- 6698 Fieldstone*

* These solid color and woodgrain edge colors are a polyolefin blend, PVC-free material for 3 mm edge bandings.

Note: Light color plastic edges are susceptible to degradation due to normal wear and tear. Staining (e.g., ball point pen or clothing dyes such as blue jeans) and dirt effects are more pronounced in light colors and are not considered defects.

Applies to:

- Dock and hooks on chevron table, team table, and rectangle table

- 6059 Sterling Dark Solid
- 6249 Platinum Solid
- 6259 Midnight
- 6337 Element

E = Established

Lectern Surface

Steelcase Surfaces

Lectern laminate color defaults based on the urethane color.

Urethane Edge:	Laminate:
6059 Sterling Dark Solid	2883 Seagull
6249 Platinum Solid	2883 Seagull
6337 Element	2885 Dune

Resources

Style Number Index	30

Style Number Index

Style Number	Page	Description
VE36	23	Easel
VE56	23	Easel
VTC1960	15	Chevron Table
VTC1966	15	Chevron Table
VTC1972	15	Chevron Table
VTC1984	15	Chevron Table
VTC2460	15	Chevron Table
VTC2466	15	Chevron Table
VTC2472	15	Chevron Table
VTC2484	15	Chevron Table
VTC3060	15	Chevron Table
VTC3066	15	Chevron Table
VTC3072	15	Chevron Table
VTC3084	15	Chevron Table
VTR1939	19	Rectangle Table
VTR1948	19	Rectangle Table
VTR1960	19	Rectangle Table
VTR1966	19	Rectangle Table
VTR1972	19	Rectangle Table
VTR1984	19	Rectangle Table
VTR2439	19	Rectangle Table
VTR2448	19	Rectangle Table
VTR2460	19	Rectangle Table
VTR2466	19	Rectangle Table
VTR2472	19	Rectangle Table
VTR2484	19	Rectangle Table
VTR3048	19	Rectangle Table
VTR3060	19	Rectangle Table
VTR3066	19	Rectangle Table
VTR3072	19	Rectangle Table
VTR3084	19	Rectangle Table
VTSC3050L	20	Teaching Station
VTSC3050R	21	Teaching Station
VTSC3060L	20	Teaching Station
VTSC3060R	21	Teaching Station
VTSC3072L	20	Teaching Station
VTSC3072R	21	Teaching Station
VTSN3050	21	Teaching Station
VTSN3060	21	Teaching Station
VTSN3072	21	Teaching Station
VTT2460	16	Team Table
VTT2472	16	Team Table
VTT2484	16	Team Table
VTT3060	16	Team Table
VTT3072	16	Team Table
VTT3084	16	Team Table
VWB2	22	Personal Whiteboard
VWT6	24	Wall Track
VWT8	24	Wall Track
VWTH	24	Wall Track

Trademark List

® The following are registered trademarks for products of Steelcase Inc. or one of its related corporate entities: 4 o'clock, 900 Series, à la carte, Airtouch, Ally, Amia, Answer, Archipelago, Avenir, Ballet, Bix, Brayton International, Cachet, Canopy, Canto, Chancellor, Coalesse, Confidante, Context, Convene, CopyCam, Criterion, Crushed Can, Currency, dash, Designtex, Details, Detour, Drive, Elective Elements, Ellipse, Ember Chrome, Emerge, E-Table 2, FYI, Garland, Gentry, Ginkgo Biloba, Groupwork, Ideo, Jacket, Jenny, Jersey, Kart, Kick, LaCosta, Leap, Let's B, LiveBack, Max-Stacker, media:scape, Metro, Migrations, Mitra, Montage, Nurture, Oriana, Parade, Pathways, PCT, Permiso, Player, PolyVision, Portal, Power Pincher, Progeny, Protégé, R2, Rally, Relevant, Reply, Rizzi Arc, Sensor, Series 9000, Siento, Sieste, Sine, Softcare, Springboard, Steelcase, Steelcase Design Partnership, Stella, Stow Davis, Swathmore, TeamWork, Technique, Texpress, Think, Thunder, Topo, Train, Turnstone, Underline, Unison, Vecta, Viridian, Walden, Werndl, and X-Stack.

® The following registered trademarks are under license from AWI Licensing Company, Dover, DE: SoundScapes, DuraBrite, BioBlock, and Armstrong.

® The following registered trademarks are under license from Byrne Electrical, Rockford, MI: Interport, Mini-Port, Axil Z, and Ellora.

® The following is a registered trademark of DuPont, Wilmington, DE: Corian.

® The following is a registered trademark of Genlyte Thomas Company, Louisville, KY: Lightolier.

® The following is a registered trademark of Hilti Corporation, FL-9494 Schaan, Principality of Liechtenstein: Hilti.

® The following is a registered trademark of Leviton Manufacturing Company, Little Neck, NY: Decora.

® The following is a registered trademark of Mechanical Plastics Corp, Elmsford, NY: Toggler.

® The following is a registered trademark of Microsoft Corporation, Redmond, WA: Microsoft.

® The following is a registered trademark of Panduit Corporation, Lockport, IL: Panduit.

® The following is a registered trademark of Trav (Press), Cuneo, Italy: Assisa.

® The following is a registered trademark of Virtual Ink, Boston, MA: mimioActive.

® The following registered trademarks are under license from Wilkhahn Furniture Products: Avera, Senzo, Versal, and Wilkhahn FS.

® The following is a registered trademark of Wilsonart International, Temple, TX: Chemsurf.

® The following is a registered trademark of Wiremold, West Hartford, CT: Wiremold.

® The following is a registered trademark of EMU Group S.P.A., Perugia, Italy: Emu.

™ The following are trademarks for products of Steelcase Inc. or one of its related corporate entities: Access, Active/Passive Shelf, Ainsley, Akira, Alcove, Alerion, aight, Amaris, American Elect, American Tradition, ap40, Arbor, Arriva, Asana, Ascot, Aspekt, Astor, Await, Bira, Bivi, Bottomline, Brook, Buoy, Burton, c:scape, Calla, Calm, Camber, Campfire, Capa, Cappuccino, Cesar, Chester, Chord, Circa, Clarendon, Classic Rectangular, cobi, Collaboration, Community, Company, Convey, Cortex, Coupe, Crea, Crew, Cura, Cypress, Davenport, Dearborn, Deck, Déjà, Denizen, Denska, Derby, Divisio, Donovan, Dune, Duo, e³, e³ ceramicsteel, e³ environmental ceramicsteel, Echo, Edge, Elsna, Empath, Empress, Enea, ño, EnSync, Enviro, Escapade, Exchange, Exponents, Field, Flat Top, FlexFrame, Flip Top, Flute, Folio, FrameOne, FreeFlow, Frontier, Galilei, Gesture, Ginger, Ginkgo, Go Wall, Grip, Groove, Hatchback, Hawthorne, Hitch, Host Collection, Hosu, Huddleboard, i2i, Impact, Indy, InfoLink, IOS, I-Solve, Jack, Jarrah, Jetty, Juice, Kami, Kast, Kathryn, Lagunitas, Lark, L'Attitude, LearnLab, Leela, Lincoln, Linden, LiveSeat, Loria, Lyric, Malibu, Malibu Too, Mansfield, Marathon, Martini, Mason, Masque, Millbrae, Mineral, Mingle, Mystic, Mystic Metal, Mystic Wood, Montreal, Move, Nadia, Neighbor, nesso, Nickel, Nikko, Nod, Node, Norfolk, Ontrak, Oom, Opus, Orchid, Outlook Collection, Ovation, Paloma, Paperflo, Parliament, Pasio, Passerelle, Patriarch, Payback, Peek, Pile File, Pisa, Pool, PUCK, QiVi, Quba, Rave, Reed, Regard, Relay, Reunion, Ripple, Riser, Rocco, Rocky, RoomWizard, Runner, Satellite, Sawyer, ScapeSeries, Senti, Sentinel, Senza, Sequoia, Session, ShareLink, Shield, Sidewalk, Skylar, Slumber, Smoke, Snug, Soft Leaf, Sonata, Sorrel, SOTO, Stationkits, Stiletto, Surprise!, Switch, Symphony, Sync, TagWizard, Tava, TeamStudio, TeamTheater, Tenaro, Terrazzo, Theorem, Thread, Topaz, Touchdown, Tour, Tower Too, Trees, Trillium, Trolly, tX2, U-Free, Uno, V.I.A., Verb, Verge, Victor2, Visalia, Waldorf, Woodruff, Workspring, and X-tenz.

™ The following is a trademark of Microsoft Corporation, Redmond, WA: Windows.

™ The following is a trademark of Rodman Industries, Inc., Oconomowoc, WI: ResinCore1.

™ The following is a trademark of Ultrafabrics, LLC, Elmsford, NY: Ultraleather.

™ The following trademarks are under license from Wilkhahn Furniture products: Cana, Linus, Logon, Picto, Range, Stitz, Thema, Timetable, and Tubis.

™ The following is a trademark of MBDC, Charlottesville, VA: Cradle to Cradle and C2C.

™ The following trademarks are under license from Walter Knoll: Andoo, Bob, Lazlo, Lox, Ribbon, and Together.

™ The following trademarks are under license from PP Möbler: Bar and Flag Halyard.

™ The following trademarks are under license from Viccarbe: Davos, Holy Day, Last Minute, RS, and Wrapp.

™ The following trademarks are under license from Carl Hansen: Elbow, Paddle, Shell, Wing, and Wishbone.

™ The following trademarks are under license from Cambridge Sound Management, LLC, Cambridge, MA: QtPro Soundmasking, Qt Quiet Technology, and Sonet Qt.

™ The following is a trademark of Electri-Cable Assemblies, Shelton, CT: Interact.

Trademarks used here in are the property of Steelcase, Inc. or of their respective owners.