

---

# Surface Materials Reference Manual June 2026

**The Finish Library** can be found at  
[www.steelcase.com/finishlibrary/](http://www.steelcase.com/finishlibrary/)

**Resources—The Fine Print**, in the back of this manual, contains a wealth of information about our surface materials.

	
<b>Surface Materials Overview</b>	<b>3</b>
<b>Global Palette Overview</b>	<b>7</b>
<b>Steelcase Surfaces Program</b>	<b>17</b>
Availability Matrices	<b>33</b>
Test Standards and Technical Information	<b>129</b>
<b>Select Surfaces Program</b>	<b>147</b>
<b>Custom Surfaces Programs</b>	<b>153</b>
<b>Material Direction Guidelines</b>	<b>167</b>
<b>Excluded and Transitional Surface Materials</b>	<b>173</b>
<b>Resources—The Fine Print</b>	<b>177</b>
Cleaning and Care of Surface Materials	<b>178</b>
Fabric Treatment	<b>181</b>
Who to Call	<b>182</b>
Steelcase Textiles Cut Yardage Program	<b>183</b>
Glossary	<b>184</b>

► For a list of all trademarks, refer to the last page of this reference manual.



---

# Surface Materials Overview

<b>Our Surfaces Offering</b>	<b>4</b>
<b>What's New in Surface Materials</b>	<b>5</b>
<b>Surfaces Made Simple</b>	<b>6</b>

---

# Our Surfaces Offering

Smart, simple, and functional

## Color Matters

Three simple ideas helped create a palette that works: the color or hue, the value from light to dark, and our hard surface offering creates a common color logic shared across material types.

Wherever you find inspiration, our hard surface offering has a choice for you: warm or cool; red, green, blue or yellow; light to dark.

As color theory goes, the closer a color gets to neutral the greater its ability to cross over multiple color families. Our neutral palette does that. Add some metallics to the mix and you have neutral colors that work in any space.

## Choice Matters

It all works together. And we meant for that to happen. Finishes coordinate – laminate colors and patterns are created to match with or coordinate with paint and plastic colors. Our textiles were designed to work with our hard surfaces.

Choose any architectural elements for a space, and our surfaces will coordinate with them.

## Creativity Matters

At the end of the day, it's all about you.

At first glance, the hard surfaces offering may appear to be a group of simple beiges and greys. It is this offering of crisp, clear neutrals are designed to help the design professional by facilitating, not inhibiting, design freedom in their environments.

A wide range of textiles offer the ability to make a statement and add color within a space. Anything is possible – well, almost anything – and if there is a need for a unique solution that our regular offering does not address, our Custom Surfaces program can help satisfy your creativity.

## The Earth Matters

We live by a set of environmental design objectives to guide our product development work. These objectives include product durability, recycled content and recyclability, elimination of harmful materials and indoor air quality impact, use of sustainably harvested woods, reduction of energy use, and product end of life strategies. These objectives are intended to drive us forward so that each new product will have stronger environmental properties than the one it replaces.

## **Dovetail by Designtex**

Dovetail by Designtex is a price group 2 textile collection that offers a soft color palette with a subtle heathered visual. The colors pair well with our paint portfolio, allowing for monochromatic design. Dovetail by Designtex can be used across a range of products including both seating and vertical applications. For inspiration on how to leverage this material in your space, click here (link to the Finish Library palette) <https://www.steelcase.com/palettes/dovetail-by-designtex>.

## **SoftNext**

Meet our multi-use collection called SoftNext. SoftNext is 100% post-consumer recycled polyester. This textile can be used across a range of products including both seating and vertical applications. SoftNext is a new price group 2 textile that is both visually soft and soft to the touch. It provides subtle color mixing with a beautiful heathered texture and matte finish. For inspiration on how to leverage this material in your space, click here (link to the Finish Library palette) <https://www.steelcase.com/palettes/softnext>.

## **Café**

Café leather is a standard leather available in seven colors. It features a two-tone color design and offers a rich color palette. Its warm and inviting visual provides an updated range of choice within our standard leather offering. Café is a price group leather 1 and is available across seating applications. For inspiration on how to leverage this material in your space, click here (link to the Finish Library palette) <https://www.steelcase.com/palettes/caf%C3%A9>.

## **Composite Veneer | Eight New Colors**

Composite veneers are a natural product utilizing veneers from faster-growing tree species like Obechee. Veneer flitches are laid to emulate veneer species like oak, cherry, maple, and walnut. The faster growth allows for more consistent grain designs with less variations due to knots and slower-growth. Composite veneers are a great option for customers desiring a natural product while needing consistency in color and grain design across multiple products and applications.

## **New Colors in Foundation | Select Surfaces**

Expanding our Foundation palette with new colors in our Select Surface portfolio. These new color introductions were developed by finding inspiration from our comforts of home and our connections to nature. Foundation is a vinyl upholstery that does not contain harmful phthalates or flame retardants. This material has the same performance characteristics vinyl has always been able to provide. Foundation's leather-like grain design provides a highly cleanable material that is ideal for specification in health and learning environments. Performance is not an afterthought, applied by means of posttreatment or topcoat that alters the look and feel of the material, but rather is embedded in the design. As a non-woven fabric, this material is also bleach-cleanable.

## **New Colors in Stand In | Select Surfaces**

Expanding our Stand In palette with new colors in our Select Surface portfolio. These new color introductions were developed by finding inspiration from our comforts of home and our connections to nature. Stand In is a polyurethane (PU) with a leather-like grain design. The material does not contain solvents including PVC, PFAS, heavy metals, or flame retardants. Its coated design makes this an ideal material for highly cleanable performance applications such as health or learning environments. It can be specified across our seating portfolio.

## **Neutral Paint Colors**

We've added a selection of grounding neutrals that balance our paint portfolio and present a set of timeless, warm, and soft tones that often resemble places of comfort. These new neutrals can act as a foundation for bright accents or be layered together in tone-on-tone combinations.

## **Accent Paint Colors**

We've added new accent paint colors that were carefully designed to evoke different aspects of nature's beauty from the world around us. Colors that can seamlessly layer and support other materials, without being the spotlight.

# Surfaces Made Simple

## Our Surface Materials

Our offering is presented in an easy to understand availability framework.

- Steelcase Surfaces
- Select Surfaces
- Custom Surfaces

## Steelcase Surfaces

Timeless, tried and true.

These are the surface choices that make up our standard offering. Steelcase Surfaces are categorized into three life cycle categories:

- 1) **Active:** Current surfaces that we actively promote: *Classics* – our go-to designs, made for standardization. *Inspire* – surface materials with unique attributes, like aesthetics, environmental properties, etc.
- 2) **Excluded:** These are Steelcase surface materials that are no longer part of the active offering. While they may still be available for customers who previously standardized on them, they are not recommended for use in new projects. Availability varies by material and product line. Please refer to the product specification guides for detailed information.  
*Note: These finishes may be excluded from some marketing tools such as sets and swatch cards.*
- 3) **Transitional:** Surfaces with an identified end of life timeframe. Whenever possible, cull dates have been assigned.

## Select Surfaces

Extension of choice.

We have expanded our ability to offer choice by partnering with best-in-class companies, in conjunction with the Steelcase Design Studio, to use their products on ours in a facilitated way. No testing, no calculating yardage, and no adding a line item for the extra textile cost as all of this has already been done. It is our plan to continue to grow this offering so that we may continue to make it easy and beautiful to use Steelcase.

## Custom Surfaces

Even with the choices we offer through Steelcase and Select Surfaces, we know that sometimes there is a need to provide customers with a solution that is uniquely theirs.

Custom Surfaces are things like:

- COM (Customer's Own Material)
- Open Line Laminate
- PerfectMatch paints
- Customiz stain

► For more information on these programs, please visit the *Custom Surfaces Program* section of this reference manual, page 153.

---

# Global Palette Overview

<b>Global Palette Overview</b>	<b>8</b>
<b>Textile Global Palette Collection Overview</b>	<b>10</b>
<b>Global Color Conversion Matrix by Geography</b>	<b>12</b>

# Global Palette Overview

## Global Palette Overview

A core collection of finishes that is available across multiple geographies and on relevant product lines. The palette offers materials that have been selected to coordinate with one another and are easy to specify. They are globally appropriate, familiar, and available to order on Steelcase product lines around the world.

### Why

To improve the overall experience for our global clients and allow them to create a consistent brand wherever work happens. Internal branding plays an important role in corporate spaces and our customers are motivated by a growing desire to have consistent representation of the company culture and values across all geographies – the global palette provides a consistent look and feel to help reinforce a common brand and culture.

### Where

Geographies include the Americas – North, Central and South; EMEA – Europe, the Middle East, and Africa; and APAC – Asia Pacific. Not all finishes are available on all product lines, in all geographies. Use the matrices in this reference manual to help with application approval and availability across the different regions. For details on how to order product in each geography, regional specification guides should be referenced.

### What

**Paint** – the foundation for design in a space and consequently, the foundation of materials choice within the global palette. To ensure a balanced and complete offering, we have considered color family, value, range, neutrality, and global trends.

▶ See page 10.

**Laminate** – an intentional selection of laminates has been selected to coordinate with the global paint offering.

▶ See page 10.

**Plastics** – from classic neutrals to fundamental color selections, the seating plastic choices coordinate with paints, laminates, and other finishes in the global palette.

▶ See page 11.

**Textile/Knit/Mesh** – a wide range of color, texture, and patterns are included in the textile/knit/mesh offering, please refer to page 10 for more details.

### Other

We will continue to stay close to global material trends and make enhancements to the offering.

▶ Reference pages 10–11 for additional details around geography/product availability and finish number conversions. For samples, visit your regional Steelcase Marketing Resources site or contact your local Steelcase representative.



# Textile Global Palette Collection Overview

Below is a list of finish numbers, by geography, for materials within the global palette. Not all finishes are available on all product lines, in all geographies. Use the matrices in this reference manual to help with application approval and availability across the different regions. For details on how to order product in each geography, regional specification guides should be referenced.

## Legend

- = Available
- = Available with exceptions (colorway)
- = Not available

	Region		
	AMERICAS	EMEA	APAC
<b>AMERICAS</b>			
<b>Vertical Surface Fabrics</b>			
Alloy	■	•	•
Bariolage	■	•	•
B-Free Knit	■	□	•
Billiard Multi-Use	■	•	•
Boccie	■	•	•
Buzz2	■	•	■
Charm	■	•	•
Code	■	•	•
Flip: Orbit	■	•	•
Flip: TexHex	■	•	•
Fresco	■	•	•
Intersection	■	•	•
Latch	■	•	•
Optic	■	•	•
Pianista	■	•	•
Rhythm	■	•	•
Sprite	■	•	•
Stencil	■	•	•
Tinsel	■	•	•
<b>Seating Upholstery—Woven/Knit Textiles</b>			
Billiard Multi-Use	■	•	•
Bo Peep	■	•	•
Buzz2	■	•	■
Chainmail	■	•	•
Cogent: Connect/Atlantic	■	■	■
Cogent: Trails	■	•	•
Era	■	■	■
Gaja	■	■	•
Link	■	•	•
New Black	■	•	•
Redeem	■	•	•
Remix	■	■	•
Retrieve	■	•	•
Silk	■	■	•
Steelcut Trio	■	■	•

	Region		
	AMERICAS	EMEA	APAC
<b>AMERICAS</b>			
<b>Seating Upholstery—Leather/Coated Materials</b>			
Brisa	■	•	•
Elmosoft Leather	■	•	•
Foundation	■	•	•
Stand In	■	•	•
<b>Other Upholstery—Mesh</b>			
3D Knit	■	■	■
3D Microknit	■	■	■
Connect 3D	■	■	■
Qivi Net	■	■	•
Reply Air Mesh/Air Mesh	■	■	•
Quantum Mesh	■	•	•

**Americas** = North, Central, and South America  
**EMEA** = Europe, the Middle East, and Africa  
**APAC** = Asia Pacific

*Tip: Gaja, Remix, and Steelcut Trio can be ordered as a pre-approved special on applicable product lines in APAC.*

*Tip: Not all finishes are available on all product lines, in all geographies. For details on how to order product in each geography, regional specification guides should be referenced.*

Below is a list of finish numbers, by geography, for materials within the global palette. Not all finishes are available on all product lines, in all geographies. Use the matrices in this reference manual to help with application approval and availability across the different regions. For details on how to order product in each geography, regional specification guides should be referenced.

**Legend**

- = Available
- = Available with exceptions (colorway)
- = Not available

	Region				Region		
	AMERICAS	EMEA	APAC		AMERICAS	EMEA	APAC
<b>EMEA</b>				<b>APAC</b>			
3D Knit	■	■	■	Aries	•	•	■
3D Microknit	■	■	■	Buzz2	■	•	■
Air Mesh/Reply Air Mesh	■	■	■	Cogent: Connect/Atlantic	■	■	■
Alterna	•	■	•	Cross Check	•	•	■
B-Free Knit	■	□	•	Era	■	■	■
Cogent: Connect/Atlantic	■	■	•	FB02 Fabric	•	•	■
Comfort+	•	■	•	FB06 Fabric	•	•	■
Connect 3D	■	■	■	Medley	•	•	■
Era	■	■	■	Mirage	•	•	■
Europe	•	■	•	New Black	■	•	■
Fame	•	■	•	Otto	•	•	■
Gaja	■	■	•	Spruce	•	•	■
Hush	•	■	•	<b>Select Surfaces</b>			
Impress	•	■	•	Adler	•	•	•
Lucia	•	■	•	Brushed Flannel	•	•	•
QiviV Net/Net	■	■	•	Gamut	•	•	•
Remix (Steelcase)	■	■	•	Heather	•	•	•
Silk	■	■	•	Loop to Loop	•	•	•
Steelcut Trio (Steelcase)	■	■	•	Mod	•	•	•
Step	•	■	•				
Step Melange	•	■	•				
Xpress	•	■	•				
<b>Select Surfaces</b>							
Canvas 2	•	•	•				
Coda 2	•	•	•				
Criss Cross	•	•	•				
Fame Hybrid	•	•	•				
Hallingdal 65	•	•	•				
Medley	•	•	■				
Mood	•	•	•				

**Americas** = North, Central, and South America  
**EMEA** = Europe, the Middle East, and Africa  
**APAC** = Asia Pacific

*Tip: Gaja, Remix, and Steelcut Trio can be ordered as a pre-approved special on applicable product lines in APAC.*

*Tip: Not all finishes are available on all product lines, in all geographies. For details on how to order product in each geography, regional specification guides should be referenced.*

# Global Color Conversion Matrix by Geography

Below is a list of finish numbers, by geography, for materials within the global palette. Not all finishes are available on all product lines, in all geographies. Use the matrices in this Reference Manual to help with application approval and availability across the different regions. For details on how to order product in each geography, regional specification guides should be referenced.

	AMER	EMEA	APAC
<b>Hard Surfaces</b>			
<b>PET</b>			
Medium Heather Grey	P630	P630/P636	BZ36
Dark Heather Grey	P631	P631	BZ03
Heather Navy	P635	–	–
Light Heather Grey	P636	–	BZ36
<b>Laminate</b>			
Clear Walnut	2538/25L8	2LW5	25L8
Black	2746/247L	340	BLK1
Seagull	7250	B7	2L83
Clear Oak	2HAK/2LAK	2LAK	–
Acacia	2HAT/2LAT	AT	2LAT
Clay Wenge	2HCW/2LCW	2LGK	–
Merle	2HMG/2LMG	2LMG	2LMG
<b>Paint</b>			
Arctic White Gloss	4140	WG	4140
Champagne Metallic	4750	CH	4750
Sterling Metallic	4798	ST	4798
Platinum Metallic	4799	SL	SL/4799
Near Black Metallic	4803	NM	–
Black	7207	PB	BK/7207
Arctic White	7241	WM	7241
Sterling Dark Solid	7250	–	7250
Merle	7360	MG	7360
Rose Quartz	1ATG	1ATG	1ATG
Blue Jay	4AV3	–	4AV3
Citron	4AX1	4AX1/Q7	4AX1
Obsidian	4B20	4B20	4B20
Matte Brass	4B22	4B22	4B22
Burnished Bronze	4B23	4B23	4B23
Night Bronze	4B24	4B24	4B24
Matte Copper	4B25	4B25	4B25
Aubergine	4CZ1	–	4CZ1
Jungle	4CZ3	4CZ3	4CZ3
Merlot	4CZ4	–	4CZ4
Honey	4CZ5	4CZ5	4CZ5
Lagoon	4CZ6	4CZ6	4CZ6

	AMER	EMEA	APAC
<b>Hard Surfaces, continued</b>			
<b>Plastic</b>			
Arctic White	6009	WM	6009
Seagull	6053	B7	6053
Sterling Dark Solid	6059	59	–
Black	6205	05/6205	6205
Platinum Solid/Nickel	6249	PM/6249	6249
Citron	6332	09/6332	6332
Picasso	6333	B9	6333
Flash	6334	6334	–
Wasabi	6335	VP	6335
Jazz	6336	36	6336
Chili	6338	38	–
Royal Blue	5U22	5U22	5U22
Blue Jay	5U23	5U23	5U23
Scarlet	5U24	5U24	5U24
Malt	5U25	5U25	5U25
Wasabi Too	5U26	5U26	5U26
Concord	5U27	5U27	5U27
Canary	5U28	5U28	5U28
Merle	6527/6295	MG/6295	6527/6295
Purple	6BC2	6BC2	–
Aubergine	6BD1	6BD1	6BD1
Peacock	6BD2	6BD2	6BD2
Jungle	6BD3	6BD3	6BD3
Merlot	6BD4	6BD4	6BD4
Honey	6BD5	6BD5	6BD5
Lagoon	6BD6	6BD6	6BD6
Saffron	6BD7	6BD7	6BD7
Snow	6BD8	6BD8	–
Ore	6BE1	6BE1	–

Below is a list of finish numbers, by geography, for materials within the global palette. Not all finishes are available on all product lines, in all geographies. Use the matrices in this Reference Manual to help with application approval and availability across the different regions. For details on how to order product in each geography, regional specification guides should be referenced.

	AMER	EMEA	APAC
<b>Woven Textiles</b>			
<b>3D Knit</b>			
Canary	5054	18-3DKnit	5054
Licorice	5064	01-3DKnit	–
Coconut	5065	02-3DKnit	5065
Royal Blue	5089	16-3DKnit	5089
Wasabi	5090	–	5090
Nickel	5093	17-3DKnit	5093
Tangerine	5094	13-3DKnit	5094
Scarlet	5095	14-3DKnit	5095
Turmeric/Honey	5096	23-3DKnit	5096
Blue Jay	5098	15-3DKnit	5098
Aubergine	5560	19-3DKnit	5560
Peacock	5561	20-3DKnit	5561
Jungle	5562	21-3DKnit	5562
Merlot	5563	22-3DKnit	5563
Lagoon	5564	24-3DKnit	5564
Saffron	5565	25-3DKnit	5565
Beige	–	10-3DKnit	5066
<b>3D Microknit</b>			
Nickel	5T20	5T20	5T20
Black	5T21	5T21	5T21
Royal Blue	5T22	5T22	5T22
Blue Jay	5T23	5T23	5T23
Scarlet	5T24	5T24	5T24
Beige	5T25	5T25	5T25
Apple Green	5T26	5T26	5T26
Orange	5T27	5T27	5T27
Purple	5T28	5T28	5T28
Graphite	5T29	5T29	5T29
Canary	5T30	5T30	5T30
Seagull	5T31	5T31	5T31
Aubergine	5T32	5T32	5T32
Peacock	5T33	5T33	5T33
Jungle	5T34	5T34	5T34
Merlot	5T35	5T35	5T35
Honey	5T36	5T36	5T36
Lagoon	5T37	5T37	5T37
Saffron	5T38	5T38	5T38

	AMER	EMEA	APAC
<b>Woven Textiles, continued</b>			
<b>B-Free Knit</b>			
White	5Y30	Select Surface	–
Sky	5Y31	Select Surface	–
Ice	5Y32	Select Surface	–
Teal Blue	5Y33	Select Surface	–
Tangerine	5Y34	Select Surface	–
Paprika	5Y35	Select Surface	–
Leaf	5Y36	Select Surface	–
Chartreuse	5Y37	Select Surface	–
Lime	5Y38	Select Surface	–
Silver	5Y39	Select Surface	–
Currant	5Y40	Select Surface	–
Red Mittens	5Y41	Select Surface	–
Hot Pink	5Y42	Select Surface	–
Light Grey	5Y58	7258	–
Dark Grey	5Y99	7299	–
<b>Buzz 2</b>			
Burgundy	5F05	–	5F05
Blue	5F07	–	5F07
Navy	5F08	–	5F08
Stone	5F15	–	5F15
Black	5F17	–	5F17
Sable	5G51	–	5G51
Pumpkin	5G55	–	5G55
Rouge	5G57	–	5G57
Meadow	5G59	–	5G59
Alpine	5G64	–	5G64
Tornado	5G65	–	5G65

## Global Color Conversion Matrix by Geography, continued

Below is a list of finish numbers, by geography, for materials within the global palette. Not all finishes are available on all product lines, in all geographies. Use the matrices in this Reference Manual to help with application approval and availability across the different regions. For details on how to order product in each geography, regional specification guides should be referenced.

	AMER	EMEA	APAC
<b>Woven Textiles, continued</b>			
Cogent: Connect/ Atlantic	Cogent: Connect	Atlantic	Cogent: Connect
Aubergine	5SD1	AT25	5SD1
Blue Jay	5S21	AT16	5S21
Canary	–	AT22	5S98
Coconut	5S15	AT14	5S15
Concord	5S19	AT23	5S19
Graphite	5S25	AT24	5S25
Green Citrine	5SD5	–	5SD5
Indigo/Blueprint	5S93	–	5S93
Lagoon	5SD3	AT30	5SD3
Licorice	5S26	AT04	5S26
Lipstick/Merlot	5S99	AT28	5S99
Lizard/Jungle	5S94	AT27	5S94
Malt	5S27	AT20	5S27
Nickel	5S24	AT17	5S24
Olivine	5SF4	–	5SF4
Peacock	5SD2	AT26	5SD2
Quicksilver	5S96	–	5S96
Root Beer	5S28	AT18	5S28
Rose Quartz	5SD6	–	5SD6
Royal Blue	5SD0	AT08	5SD0
Saffron	5SD4	AT31	5SD4
Sailor	5S95	–	5S95
Scarlet	5S18	AT15	5S18
Sea Salt	5SD7	–	5SD7
Storm Cloud	5SF3	–	5SF3
Tangerine	5S17	AT19	5S17
Turmeric/Honey	5S16	AT29	5S16
Wasabi	5S23	AT21	5S23
<b>Connect 3D</b>			
Coconut	5015	14-Connect3D	–
Turmeric/Honey	5016	38-Connect3D	–
Tangerine	5017	05-Connect3D	–
Scarlet	5018	15-Connect3D	–
Blue Jay	5021	16-Connect3D	–
Wasabi	5023	03-Connect3D	–
Graphite	5025	10-Connect3D	–
Licorice	5026	04-Connect3D	–
Malt	5027	12-Connect3D	–
Aubergine	5532	32-Connect3D	–
Peacock	5533	33-Connect3D	–
Jungle	5534	34-Connect3D	–
Merlot	5535	35-Connect3D	–
Lagoon	5536	36-Connect3D	–
Saffron	5537	37-Connect3D	–

	AMER	EMEA	APAC
<b>Woven Textiles, continued</b>			
Era			
Cobalt	5ER0	–	5ER0
Harbor	5ER1	–	–
Blue Nickel	5ER2	–	5ER2
Pistachio	5ER3	–	5ER3
Canary	5ER4	–	–
Comet	5ER5	CSE41 (5ER5)	–
Truffle	5ER6	CSE02 (5ER6)	5ER6
Saffron	5ER7	–	5ER7
Pink Lemonade	5ER8	–	5ER8
Onyx	5ER9	CSE14 (5ER9)	5ER9
Scarlet	5ES0	–	5ES0
Lentil	5ES1	CSE23 (5ES1)	–
Oatmeal	5ES2	CSE01 (5ES2)	–
Persimmon	5ES3	–	5ES3
Sprout	5ES4	–	5ES4
Blue Mint	5ES5	–	5ES5
Royal Blue	5ES6	–	–
Night Owl	5ES7	CSE13 (5ES7)	5ES7
Rose Quartz	5ET1	–	5ET1
Olivine	5ET3	CSE33	5ET3
Electric Indigo	5EU2	–	5EU2
Green Citrine	5EU3	–	5EU3
Storm Cloud	5EU4	CSE43	5EU4
<b>Gaja</b>			
Black	5W40	2011	Pre-Approved Special
Pepper	5W41	2015	Pre-Approved Special
Pearl Grey	5W42	2027	Pre-Approved Special
Crimson	5W43	–	Pre-Approved Special
Ink	5W44	2021	Pre-Approved Special
Night Blue	5W45	–	Pre-Approved Special
Camellia Red	5W51	–	Pre-Approved Special
Snow Pea	5W53	–	Pre-Approved Special
Olive	5W54	–	Pre-Approved Special
Maroon	5W56	–	Pre-Approved Special
Black Raspberry	5W57	–	Pre-Approved Special
Spruce	5W58	–	Pre-Approved Special
Deep Blue	5W60	–	Pre-Approved Special
Chili Pepper	5W61	–	Pre-Approved Special

Below is a list of finish numbers, by geography, for materials within the global palette. Not all finishes are available on all product lines, in all geographies. Use the matrices in this Reference Manual to help with application approval and availability across the different regions. For details on how to order product in each geography, regional specification guides should be referenced.

	AMER	EMEA	APAC
<b>Woven Textiles, continued</b>			
<b>Medley</b>			
Pepper Black	–	Select Surface	60999
Light Grey	–	Select Surface	66008
Grey Brown	–	Select Surface	60167
Pepper	–	Select Surface	60004
Mocha	–	Select Surface	61004
Chamois	–	Select Surface	61003
Beige	–	Select Surface	61002
Grey	–	Select Surface	60003
Khaki Green	–	Select Surface	68005
Khaki	–	Select Surface	67002
Mustard Yellow	–	Select Surface	62002
Apple Green	–	Select Surface	68002
Dark Green	–	Select Surface	67054
Orange Mix	–	Select Surface	63017
Dark Pink	–	Select Surface	64125
Sky Blue	–	Select Surface	67006
Water Blue	–	Select Surface	67053
Red	–	Select Surface	64019
Purple	–	Select Surface	65012
Denim	–	Select Surface	66144
Blue Jean	–	Select Surface	66007
Cherry Red	–	Select Surface	64123
Dark Purple	–	Select Surface	65086
Blue Purple	–	Select Surface	66145
Blue	–	Select Surface	66010
<b>New Black: Bruce</b>			
New Black: Bruce	5J10	–	5J10
<b>New Black: Harley</b>			
New Black: Harley	5J12	–	5J12
<b>New Black: Henry</b>			
New Black: Henry	5J11	–	5J11
<b>New Black: Jack</b>			
New Black: Jack	5J08	–	5J08
<b>New Black: James</b>			
New Black: James	5J09	–	5J09

	AMER	EMEA	APAC
<b>Woven Textiles, continued</b>			
<b>Qivi Net/Net</b>			
Wasabi	QN01	01-Net	QN01
Licorice	QN02	02-Net	QN02
Tangerine	QN03	03-Net	QN03
Graphite	QN04	04-Net	QN04
Malt	QN05	05-Net	QN05
Coconut	QN06	06-Net	QN06
Scarlet	QN07	07-Net	QN07
Blue Jay	QN08	08-Net	QN08
Royal Blue	QN09	09-Net	QN09
Aubergine	QN10	10-Net	QN10
Peacock	QN11	11-Net	QN11
Jungle	QN12	12-Net	QN12
Merlot	QN13	13-Net	QN13
Honey	QN14	14-Net	QN14
Lagoon	QN15	15-Net	QN15
Saffron	QN16	16-Net	QN16
<b>Remix</b>			
Rust	RE01	RE01	–
Pebble	RE03	RE03	–
Dark Chocolate	RE04	–	–
Linen Beige	RE06	RE06	–
Concrete Grey	RE08	RE08	–
Sky Blue	RE09	–	–
Blue Jean	RE10	RE10	–
Ivy Green	RE11	–	–
Night Blue	RE13	–	–
<b>Reply Air Mesh/ Air Mesh</b>			
Grey	AR01	AR01	AR01
Black	AR02	AR02	AR02
Red	AR04	AR04	AR04
Royal Blue	AR05	AR05	AR05
Apple Green	AR06	AR06	AR06
Sable	AR09	–	AR09
Aubergine	AR13	AR13	AR13
Peacock	AR14	AR14	AR14
Jungle	AR15	AR15	AR15
Merlot	AR16	AR16	AR16
Honey	AR17	AR17	AR17
Lagoon	AR18	AR18	AR18
Saffron	AR19	AR19	AR19

## Global Color Conversion Matrix by Geography, continued

Below is a list of finish numbers, by geography, for materials within the global palette. Not all finishes are available on all product lines, in all geographies. Use the matrices in this Reference Manual to help with application approval and availability across the different regions. For details on how to order product in each geography, regional specification guides should be referenced.

	AMER	EMEA	APAC
<b>Woven Textiles, continued</b>			
<b>Silk</b>			
Dijon	5L31	–	–
Seaweed	5L32	–	–
Boysenberry	5L33	–	–
Marina	5L35	–	–
Heather Blue	5L36	5L36	–
Blue Raspberry	5L37	–	–
Cauldron	5L38	5L38	–
Flaxen	5L39	–	–
<b>Steelcut Trio</b>			
Mist Grey	TR01	TR01	Pre-Approved Special
Stone Grey	TR02	TR02	Pre-Approved Special
Cassonade Beige	TR03	TR03	Pre-Approved Special
Nutmeg Beige	TR04	–	Pre-Approved Special
Licorice Black	TR06	–	Pre-Approved Special
Ice Blue	TR11	–	Pre-Approved Special
Brown Frost	TR15	–	Pre-Approved Special
Coastal Oasis	TR18	–	Pre-Approved Special
Deep Sea	TR19	–	Pre-Approved Special

	AMER	EMEA	APAC
<b>Woven Textiles, continued</b>			
<b>Step</b>			
Moon Dust	Select Surface	ST101	–
Battleship Grey	Select Surface	ST102	–
Koala Grey	Select Surface	ST103	–
Black	Select Surface	ST104	–
Garbanzo	Select Surface	ST015	–
Soil	Select Surface	ST106	–
Ocher	Select Surface	ST107	–
Pop Orange	Select Surface	ST108	–
Dormant Red	Select Surface	ST109	–
Twilight Blue	Select Surface	ST110	–
Pulsar	Select Surface	ST111	–
Orchid Blue	Select Surface	ST112	–
Aqua Blue	Select Surface	ST113	–
Rainforest	Select Surface	ST114	–
Scallion Green	Select Surface	ST115	–
<b>Step Melange</b>			
Grey Mix	Select Surface	ST201	–
Grey Brown	Select Surface	ST202	–
Beige Mix	Select Surface	ST203	–
Amber Mix	Select Surface	ST204	–
Carmine	Select Surface	ST205	–
Royal Purple	Select Surface	ST206	–
Cloud Mix	Select Surface	ST207	–
Grey Blue	Select Surface	ST208	–
Ocean	Select Surface	ST209	–
Grey Green	Select Surface	ST210	–
Light Green	Select Surface	ST211	–
Forest	Select Surface	ST212	–

Tip: Three specific regions are included in the "Americas" - North, Central, and South America.

Tip: The acronym EMEA stands for Europe, the Middle East, and Africa.

Tip: The acronym APAC stands for Asia Pacific.

Note: Gaja, Remix, and Steelcut Trio can be ordered as a pre-approved special on applicable product lines in APAC.

Note: Not all finishes are available on all product lines, in all geographies. For details on how to order product in each geography, regional specification guides should be referenced.

---

# Steelcase Surfaces Program

<b>Steelcase Materials Overview</b>	<b>18</b>
<b>Steelcase Surfaces Material Listing</b>	<b>20</b>
<b>Availability Matrices</b>	<b>33</b>
Paint Matrix	<b>34</b>
Laminate Matrix	<b>50</b>
Plastic Matrix	<b>66</b>
Edge Band Matrix	<b>82</b>
Glass Matrix	<b>92</b>
Wood Veneer Matrix	<b>96</b>
Solid Wood and Solid Surfaces Matrix	<b>104</b>
Casper Cloaking Technology by Designtex Matrix	<b>106</b>
PET Matrix	<b>107</b>
Braided Cord Matrix	<b>108</b>
Webbing Matrix	<b>109</b>
Upholstery Matrix	<b>110</b>
Vertical Surface Fabric Matrix	<b>122</b>
Screen and Tackboard Surfaces Fabric Matrix	<b>124</b>
<b>Test Standards and Technical Information</b>	
Test Standards	<b>130</b>
Vertical Surface Fabric Technical Information	<b>136</b>
Seating Upholstery Technical Information	<b>140</b>

# Steelcase Materials Overview

## Surfaces

**Paint** brings color to metal surfaces and provides them with a high-quality finish that is fade and chip resistant.

- **Smooth paints** provide saturated color to painted surfaces. Gloss levels range from 25% to 40%. Gloss levels for Lux Coatings range from 10% to 60%.
- **Textured paints** provide a subtle visual and tactile enhancement to painted surfaces. Textured paints have a 6% gloss level.
- **Metallic paints** bring richness to painted surfaces by the inclusion in the paint of tiny pieces of reflective material. Metallic paints are available, in most cases, with an upcharge. Please see individual product specification guides for these Price Group 2 upcharges. Metallic paints have a 40% gloss level.
- **Architectural paints** are specifically designed for use on Privacy Wall and V.I.A. These Price Group 1 paints have a 20% gloss level.
- **Accessory paints** are available on select product lines and accessory parts. These Price Group 2 high gloss finishes offer an elegant appearance through a gloss level of 85%.
- **1ATT Cast Shadow** is a subtly tinted clear-coat that allows for color range, variability, and uniqueness across parts and products. Weld marks, fingerprints, anodized streaks - and even color haze or shift - should be expected and celebrated. To ensure a full understanding of these variations, a sign-off is required and is available through the Finish Library.

**Laminates** are constructed by uniting two or more layers of resin-saturated paper together and sealing them with heat and/or pressure creating an attractive yet durable worksurface.

*Tip: Due to the natural variation of woodgrain color and texture, the match between woodgrain laminates and wood finishes will be a commercially acceptable match, rather than an exact match.*

- **High-Pressure Laminate (HPL)** is made up of a paper-thin layer of a decorative or solid impregnated sheet with a clear overlay and three to five additional pieces of impregnated kraft paper. These materials are fused together forming a solid laminate sheet. High-Pressure Laminate is bonded to board substrate using a water-based adhesive. These laminates meet or exceed all NEMA test standards for high-pressure laminates.
- **Low-Pressure Laminate (LPL)** is made up of a paper-thin layer of a decorative or solid sheet fused to particleboard or medium density fiberboard. Low-Pressure Laminates do not meet NEMA specification requirements, scratch resistance, or ball drop tests.

**Plastics** are used for many product parts, ranging from seating shells and table edges to grommets and wire managers.

- **Systems plastics** include a wide variety of product parts. Some of these parts appear on the product in close proximity to laminates. This is especially true of filler strips, edge bands, and grommets. For this reason, these systems plastics are available in colors to match or coordinate with laminates and paints. Additional systems plastics are designed to coordinate with the textiles, paints, and other surface materials in the program.
- **Seating plastics** are designed for seating shells, including stacking chairs. These plastics are strong, durable, and are available in integral colors to coordinate with other finishes in the Steelcase Surface Materials Program.

**Metal finishes** are designed for use on specific metal parts such as hardware on selected Steelcase product lines.

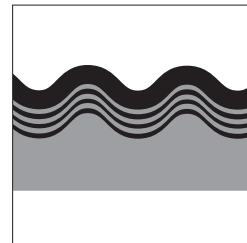
They offer a high-aesthetic, high-value appearance, and are available in colors to coordinate with other finishes in the Steelcase Surface Materials Program.

**Woods** include Cherry, Maple, Oak, and Walnut veneers and solids in a palette of light, medium, and dark tones. Additional wood finishes on exotic veneer are available on select products. Wood is a natural material and variations will occur in color, grain structure, and texture.

## Premium Veneers

A selection of Premium Veneers in this collection are available on most Steelcase brand products. The collection is Wood Group 3 as part of our Select Surfaces program, and supported like standard veneers to make ordering easy. Please see the Steelcase surface materials section on [village.steelcase.com](http://village.steelcase.com) for sample information and product line availability. All Premium Veneers are in clear-coat.

## Wood Finishes



- **Open-pore finish** is a medium-gloss wood finish. The woodgrain texture is visible to the eye and distinguishable to the touch. Finish numbers that end with a **2** have an open-pore finish.

### Veneers and Solids

- **Wood** will develop a deep, rich patina over time as the wood ages. Mineral streaks, gum pockets, and pin knots are some of the unique characteristics that are visible in veneers and solids.
- **A solid wood furniture component** is, as the name implies, natural wood throughout the whole wood part. Panel top caps and end trim and worksurface edges are examples of solid wood components.
- **A veneer** is a thin sheet of wood that is used as the outer surface material to achieve a wood aesthetic.
- **Composite veneers** are a natural product utilizing veneers from faster-growing tree species like Obechee. Veneer flitches are laid to emulate veneer species like oak, cherry, maple, and walnut. The faster growth allows for more consistent grain designs with less variations due to knots and slower-growth. Composite veneers are great option for customers desiring a natural product while needing consistency in color and grain design across multiple products and applications.

### Wood Seating

- The wood used in the construction of wood seating is either Maple or European Beech. Wood finishes applied to these solid components will match the color of Oak, Cherry, Walnut, or Maple veneers of the same finish name and number, but will not have the same grain characteristic.

### Textiles

**Textiles** feature seating upholstery and vertical surface fabrics in a wide range of designs, colors, and prices.

► For the most up to date availability information, please visit [finishlibrary.steelcase.com](http://finishlibrary.steelcase.com)

- **Woven/knit textiles** are flexible materials consisting of a network of interlacing natural or artificial fibers.
- **Leather/coated materials** are fabric-like materials made of fiber that are bonded together by chemical, mechanical, heat, or solvent treatment.

# Steelcase Surfaces Material Listing

## Hard Surfaces

Paint	▶ Page 20
High-Pressure Laminate	▶ Page 21
Low-Pressure Laminate	▶ Page 22
Plastic	▶ Page 22
Metal and Accessory Paint	▶ Page 23
Acrylic	▶ Page 23
Glass	▶ Page 23
Wood	▶ Page 23
PET	▶ Page 24
Braided Cord	▶ Page 25
Webbing	▶ Page 25

## Woven/Knit Textiles and Leather/Coated Materials

Vertical Surface Fabrics	▶ Page 25
Universal	▶ Page 28
Seating Upholstery	▶ Page 31
Brisa	▶ Page 31
Elmosoft Leather	▶ Page 31
Foundation	▶ Page 31
Stand In	▶ Page 31
Steelcase Leather	▶ Page 31
Other Upholstery	▶ Page 31

## Paint

### Steelcase Surfaces

#### Textured Paint

Price Group 1

<b>7041</b> Milk Textured	<b>7238</b> Fieldstone
<b>7042</b> Shale Gray	<b>7239</b> Midnight <b>E</b>
<b>7043</b> Moss	<b>7241</b> Arctic White <b>E</b>
<b>7207</b> Black <b>E</b>	<b>7243</b> Seagull
<b>7225</b> Sand	<b>7250</b> Sterling Dark Solid <b>E</b>
<b>7237</b> Slate	<b>7360</b> Merle <b>E</b>

#### Smooth Metallic Paint

Price Group 2

<b>4750</b> Champagne Metallic <b>E</b>	<b>4799</b> Platinum Metallic <b>E</b>
<b>4798</b> Sterling Metallic <b>E</b>	<b>4803</b> Near Black Metallic <b>E</b>

#### Smooth Paint

Price Group 1

<b>4238</b> Mocha	<b>4242</b> Milk
<b>4239</b> Clay	<b>7000</b> Black
<b>4240</b> Chalk	

Price Group 2

<b>0835</b> Black	<b>4700</b> Warm White
-------------------	------------------------

#### Accent Paint

Price Group 3

<b>1ATG</b> Rose Quartz <b>E</b>	<b>4CL3</b> Aura
<b>4AV3</b> Blue Jay <b>E</b>	<b>4CL4</b> Sea Glass
<b>4AV4</b> Baltic	<b>4CL5</b> Light Matcha
<b>4AX1</b> Citron <b>E</b>	<b>4CL6</b> Terra
<b>4AY2</b> Chili	<b>4CZ5</b> Honey <b>E</b>
<b>4AZ5</b> Marlin	<b>4CZ6</b> Lagoon <b>E</b>
<b>4CL1</b> Dark Olivine	<b>4CZ8</b> Light Peacock
<b>4CL2</b> Ice Blue	

**E** = This finish is part of the global surface materials palette. Geographical differences, by product line, may apply.  
**E** = Excluded

### Architectural Paint

Price Group 1

<b>4843</b> Linen	<b>4858</b> Seagull
<b>4844</b> Glacier	<b>4849</b> Vapor
<b>7190</b> Platinum Solid	

### Coatings

Price Group 3

#### 1ATT Cast Shadow

*Tip: 1ATT Cast Shadow is a subtly tinted clear-coat that allows for color range, variability, and uniqueness across parts and products. Weld marks, fingerprints, anodized streaks—and even color haze or shift—should be expected and celebrated. To ensure a full understanding of these variations, a sign-off is required and is available through the Finish Library.*

### Lux Coatings

Price Group 3

<b>4B20</b> Obsidian	<b>4B25</b> Matte Copper
<b>4B22</b> Matte Brass	<b>4B26</b> Smoked Mica
<b>4B23</b> Burnished Bronze	<b>4B29</b> Cast Iron
<b>4B24</b> Night Bronze	

*Tip: The metallic flake presents itself differently at different points on a surface. Therefore, different surface shapes and sizes may slightly alter the aesthetic. Slight variability is to be expected.*

## High-Pressure Laminate Steelcase Surfaces

### Fiber Laminate

Price Group 1

<b>2850</b> Vanadium Fiber	<b>2860</b> Granite Fiber
<b>2854</b> Vellum Fiber	<b>2862</b> Stucco Fiber

### Micro Laminate

Price Group 1

<b>2920</b> Marl Micro	<b>2922</b> Clay Micro
<b>2921</b> Gypsum Micro	

### Patina Laminate

Price Group 1

<b>2870</b> Blonde Bronze Patina	<b>2873</b> Instant Iron Patina
----------------------------------	---------------------------------

☉ = This finish is part of the global surface materials palette. Geographical differences, by product line, may apply.  
ⓔ = Excluded

### Solid Laminate

Price Group 1

<b>2722</b> Cream	<b>2HAB</b> Rose
<b>2730</b> Arctic White	<b>2HAC</b> Indigo
<b>2746</b> Black	<b>2HAD</b> Green Citrine
<b>2759</b> Warm White	<b>2HAE</b> Dark Olive
<b>2811</b> Mist	<b>2HAF</b> Cloudy
<b>2883</b> Seagull	<b>2HMG</b> Merle
<b>2884</b> Milk	<b>2HWU</b> Clay
<b>2885</b> Dune	<b>2HWV</b> Chalk
<b>2HAA</b> Persian Salt	

Price Group 3

<b>24H1</b> Satin White	<b>24H3</b> Satin Stone
<b>24H2</b> Satin Black	<b>24H4</b> Satin Mocha

### Speckle Laminate

Price Group 1

<b>2820</b> Coffee Speckle	<b>2824</b> Smoke Speckle
<b>2823</b> Driftwood Speckle	<b>2825</b> Vanadium Speckle

### Textured Laminate

Price Group 2

<b>2TH2</b> Fawn Cypress	<b>2UH1</b> Reclaimed Aggregate
<b>2TH4</b> Saddle Oak	<b>2UH2</b> Reclaimed Gravel
<b>2TH5</b> Veranda Teak	<b>2UH4</b> Cement**
<b>2TH7</b> Walnut Heights	<b>2UH6</b> Sheetrock

*Tip: These are available in High-Pressure Laminate only.*

*Tip: Textured laminates have limited availability; please check finishlibrary.steelcase.com for product line approvals.*

\*\*2UH4 Cement has limited availability, determined by product sizing and/or options.

### Woodgrain Laminate

Price Group 1

<b>2406</b> Clear Cherry	<b>2HBW</b> Bisque Wenge
<b>2409</b> Clear Maple	<b>2HCN</b> Clay Noce
<b>2410</b> Graphite Walnut	<b>2HCW</b> Clay Wenge
<b>2412</b> Natural Cherry	<b>2HSN</b> Storm Noce
<b>2422</b> Medium Cherry	<b>2HSW</b> Storm Wenge
<b>2511</b> Winter on Maple	<b>2HWA</b> Grey Kingswood
<b>2535</b> Virginia Walnut	<b>2HWB</b> Planked Walnut
<b>2536</b> Blackwood	<b>2HWD</b> Resolute Walnut
<b>2538</b> Clear Walnut	<b>2HWE</b> Natural Recon
<b>2592</b> Blonde on Maple	<b>2HWF</b> Smoked Walnut
<b>2714</b> Natural Walnut	<b>2HZA</b> Waxed Maple
<b>2897</b> Desert Oak	<b>2H2B</b> Natural Ash
<b>2HAK</b> Clear Oak	<b>2H2C</b> Aged Ash
<b>2HAN</b> Ash Noce	<b>2H2D</b> Ashwood Oak
<b>2HAT</b> Acacia	<b>2H2E</b> Ashwood Beige
<b>2HAW</b> Ash Wenge	<b>2H2F</b> White Washed Birchply
<b>2HBN</b> Bisque Noce	

## Low-Pressure Laminate Steelcase Surfaces

### Fiber Laminate

**2L50** Vanadium Fiber LPL

### Solid Laminate

**247L** Black V2 LPL

**2L30** Arctic White LPL

**2L83** Seagull LPL 


**2L84** Milk LPL

**2L85** Dune LPL

**2LMG** Merle LPL 


### Woodgrain Laminate

**24L0** Graphite Walnut LPL

**25L1** Winter on Maple LPL 

**25L5** Virginia Walnut LPL

**25L6** Blackwood LPL

**25L8** Clear Walnut LPL 

**26L1** Natural Cherry V2 LPL

**2LAK** Clear Oak LPL 

**2LAN** Ash Noce LPL

**2LAT** Acacia LPL 

**2LAW** Ash Wenge LPL

**2LAW** Ash Wenge LPL

**2LBN** Bisque Noce LPL

**2LBW** Bisque Wenge LPL

**2LCN** Clay Noce LPL

**2LCW** Clay Wenge LPL 


**2LSN** Storm Noce LPL

**2LSW** Storm Wenge LPL

**2LWA** Grey Kingswood

**2LWB** Planked Walnut

**2LWD** Resolute Walnut

**2LWF** Smoked Walnut 

**2LWG** Natural Recon

**2L09** Clear Maple LPL

**2TL2** Fawn Cypress

## Plastic Steelcase Surfaces

### Systems and Architectural Plastic


**6000** Black

**6009** Arctic White 

**6034** Natural Cherry


**6036** Medium Cherry

**6037** Winter on Maple

**6038** Blonde on Maple 

**6041** Natural Walnut 

**6052** Milk

**6053** Seagull 

**6128** Taupe

**6169** Stone

**6170** Mocha

**61AA** Persian Salt

**61AB** Rose

**61AC** Indigo

**61AD** Green Citrine 

**61AE** Dark Olivine

**6213** Acacia

**6219** Clear Oak


**6231** Graphite Walnut

**6237** Clear Maple

**6242** Virginia Walnut

**6243** Blackwood

**6245** Clear Walnut

**6249** Platinum Solid 

**6271** Plywood

**6505** Frosted White

**6527** Merle 

**6607** Woodrose 

**6608** Driftwood 

**6609** Smoke 

**6612** Grey V2 

**6618** White (Privacy Wall Only)

**6619** Ice 

**6625** Translucent

**6631** Cream 


**6635** Dawn 

**6636** Mist

**6643** Fusion Light

**6644** Fusion Dark

**6650** Sodium 

**6651** Tungsten 

**6652** Titanium 

**6653** Solar Black 

**6654** Sand

**6655** Warm White


**6659** Light Grey 

**6676** Marbled Maple

**6677** Chocolate Walnut

**6678** Marbled Cherry

**6681** Grotto 

**6682** Cobblestone 

**6685** Champagne Metallic

**6686** Gold Dust 

**6688** Steel 

**6695** Midnight

**6696** Sterling Metallic 

**6697** Fog

**6698** Fieldstone

**6699** Platinum Metallic

**66WA** Grey Kingswood

**66WB** Planked Walnut

**66WD** Resolute Walnut

**66WE** Natural Recon

**66WF** Smoked Walnut

**66WU** Clay

**66WV** Chalk

**6703** Ash Wenge

**6704** Storm Wenge

**6705** Bisque Wenge

**6706** Clay Wenge 

**6707** Ash Noce

**6708** Bisque Noce

**6709** Clay Noce

**6710** Storm Noce

**6B03** Red

**6T02** Fawn Cypress\*

**6T04** Saddle Oak\*

**6T05** Veranda Teak\*

**6T07** Walnut Heights\*


**6T08** Aggregate

**6T09** Gravel

**6T10** Cement

**6T12** Sheetrock

*Tip: Light color plastic edges are susceptible to degradation due to normal wear and tear. Staining (e.g., ball point pen or clothing dyes such as blue jeans) and dirt effects are more pronounced in light colors and are not considered defects.*

 = This finish is part of the global surface materials palette. Geographical differences, by product line, may apply.

 = Excluded

### Seating Plastic

<b>5U22</b> Royal Blue	<b>6336</b> Jazz
<b>5U23</b> Blue Jay	<b>6337</b> Element
<b>5U24</b> Scarlet	<b>6338</b> Chili
<b>5U25</b> Malt	<b>6527</b> Merle
<b>5U26</b> Wasabi Too	<b>6654</b> Sand
<b>5U27</b> Concord	<b>6655</b> Warm White
<b>5U28</b> Canary	<b>6BC2</b> Purple
<b>6009</b> Arctic White	<b>6BC8</b> Gold
<b>6053</b> Seagull	<b>6BD1</b> Aubergine
<b>6059</b> Sterling Dark Solid	<b>6BD2</b> Peacock
<b>6205</b> Black	<b>6BD3</b> Jungle
<b>6249</b> Platinum Solid	<b>6BD4</b> Merlot
<b>6259</b> Midnight	<b>6BD5</b> Honey
<b>6295</b> Near Black	<b>6BD6</b> Lagoon
<b>6296</b> Sterling	<b>6BD7</b> Saffron
<b>6302</b> Baltic	<b>6BD8</b> Snow
<b>6332</b> Citron	<b>6BE1</b> Ore
<b>6333</b> Picasso	<b>6BE5</b> Olivine
<b>6334</b> Flash	<b>6BE6</b> Sea Salt
<b>6335</b> Wasabi	

## Metal and Accessory Paint Steelcase Surfaces

### Metal and Accessory Paint

<b>4140</b> Arctic White Gloss	<b>9201</b> Polished Chrome
<b>4144</b> Black Gloss	<b>9211</b> Nickel
<b>4233</b> Carbon Fiber Weave	<b>9212</b> Silver
<b>4710</b> Low Gloss Black	<b>9213</b> Polished Nickel
<b>8042</b> Brushed Aluminum	<b>9214</b> Antique Pewter
<b>8043</b> Clear Anodized Aluminum	<b>9230</b> Antique Bronze
<b>8044</b> Black Anodized Aluminum	<b>9237</b> Brushed Bronze
<b>8046</b> Polished Aluminum	<b>9250</b> Ember Chrome
<b>9200</b> Satin Chrome	

## Acrylic Steelcase Surfaces

### Acrylic

<b>6538</b> Satin	<b>6559</b> Satin Ice
-------------------	-----------------------

## Glass Steelcase Surfaces

### Privacy Wall Glass

Price Group 1

**6500** Clear

Price Group 2

**6540** Clear Laminated

**6541** White Laminated

Price Group 3

**6542** Satin

### Glass

**6500** Clear  
**6530** Frosted

**6541** White Laminated  
**6580** Ice White

### Back Painted Glass

<b>6509</b> Mirrored Bronze	<b>6591</b> Merle
<b>6521</b> Truffle	<b>6593</b> Grayscale
<b>6571</b> Aubergine	<b>6595</b> Winter
<b>6575</b> Peacock	<b>6BB1</b> Cloud
<b>6576</b> Jungle	<b>6BB2</b> Rose Quartz
<b>6577</b> Merlot	<b>6BB3</b> Olivine
<b>6578</b> Lagoon	<b>6BB4</b> Electric Indigo
<b>6579</b> Saffron	<b>ACB</b> Black
<b>6581</b> Blue Jay	<b>ACC</b> Sea Salt/Crystal Spring
<b>6584</b> Tangerine	<b>ACG</b> Goldenrod
<b>6586</b> Green Citrine/Citrus Green	<b>ACM</b> Moonlight
<b>6588</b> Purple Berry	<b>ACP</b> Poppy
<b>6589</b> Mercury	<b>ACS</b> Sage

## Wood Steelcase Surfaces

### Wood Finishes on Flat-Cut Veneer

#### Cherry

**3402** FC/OP Clear Cherry (Aged)  
**3412** FC/OP Natural Cherry

**3422** FC/OP Medium Cherry

#### Maple

**3522** FC/OP Clear Maple\*

\*Wood is a natural material, and variation will occur in color, grain pattern, and character marks. These can be seen more prevalently in finishes with only a clear coat. Because no stain is used in the clear-coat process, a sign-off will be required prior to orders being accepted for this finish. The sign-off sheet is available through the Finish Library.

☉ = This finish is part of the global surface materials palette. Geographical differences, by product line, may apply.  
ⓔ = Excluded

## Steelcase Surfaces Material Listing, continued

### Walnut

<b>3062</b> FC/OP Graphite Walnut	<b>3752</b> FC/OP Medium Walnut <b>E</b>
<b>3702</b> FC/OP Clear Walnut	<b>3762</b> FC/OP Dark Walnut
<b>3712</b> FC/OP Natural Walnut	<b>3772</b> FC/OP Medium Mahogany on Walnut

### Wood Finishes on Quarter-Cut Veneer

#### Ash

**3042** QC/OP Ash\* **E**

#### Maple

**3222** QC/OP Clear Maple\*

### Wood Finishes on Quarter-Cut Veneer

#### Walnut

<b>3302</b> QC/OP Clear Walnut	<b>3372</b> QC/OP Medium Mahogany on Walnut
<b>3312</b> QC/OP Natural Walnut	<b>3382</b> QC/OP Graphite Walnut
<b>3352</b> QC/OP Medium Walnut <b>E</b>	
<b>3362</b> QC/OP Dark Walnut	

*Tip: Be conscious if mixing the flat-cut and the quarter-cut in composites; there may be large variation.*

*\*Wood is a natural material, and variation will occur in color, grain pattern, and character marks. These can be seen more prevalently in finishes with only a clear coat. Because no stain is used in the clear-coat process, a sign-off will be required prior to orders being accepted for this finish. The sign-off sheet is available through the Finish Library.*

### Wood Finishes on Rift-Cut Veneer

#### Oak

**3602** RC/OP Desert Oak

*Tip: Rift cut open-pore finish choices, known for their color consistency, feature a clear coat finish. Because the veneers are sourced in large lots, overall color within a specific purchase order should have minimal color inconsistency. However, composite customers should know that colors may vary slightly from dye lot to dye lot. This inconsistency may be noticed when replacement pieces are ordered that may be from different dye lots, or when a new product phase is installed. Also note that composite veneers tend to fade and lighten over time, especially with sun exposure.*

**🌐** = This finish is part of the global surface materials palette. Geographical differences, by product line, may apply.

**E** = Excluded

### Natural Veneer

#### Wood Group 1

<b>32A2</b> QC/OP Blanch Maple	<b>35A2</b> FC/OP Blanch Maple
<b>33A2</b> QC/OP Thunder Walnut	<b>36A2</b> RC/OP Volcanic Oak
<b>3342</b> FC/OP Black Walnut	<b>37A2</b> FC/OP Thunder Walnut
<b>3392</b> QC/OP Black Walnut	

#### Wood Group 3

**3082** FC/OP Washed Walnut

*Tip: To ensure an understanding of the color ranges and characteristic variations of wood group 3 natural veneer, a sign-off sheet is required prior to orders being accepted for this clear-coat finish. The sign-off sheet is available through the Finish Library.*

### Planked Veneer

#### Wood Group 1

<b>3P41</b> OP Planked Cherry	<b>3P61</b> OP Planked Oak
<b>3P51</b> OP Planked Maple	<b>3P71</b> OP Planked Walnut

*Tip: Known for its uniqueness, planked veneer has intentional and natural variations that include, but are not limited to: character marks, grain pattern, color, and natural color aging. Because no stain is used in the clear-coat process, a sign-off will be required prior to orders being accepted for this finish. The sign-off sheet is available through the Finish Library.*

### Premium Wood

#### Wood Group 3

**3832** QC/OP Figured Anegre

*Tip: For information on composite veneer and planked veneer, please refer to page 151.*

## PET

### Steelcase Surfaces

#### PET (Polyethylene Terephthalate)

<b>P630</b> Medium Heather Grey <b>🌐</b>	<b>P635</b> Heather Navy <b>🌐</b>
<b>P631</b> Dark Heather Grey <b>🌐</b>	<b>P636</b> Light Heather Grey <b>🌐</b>

## Braided Cord Steelcase Surfaces

### Braided Cord

<b>9002</b> Silver	<b>9012</b> Merle
<b>9003</b> Fuchsia	<b>9013</b> Brass
<b>9004</b> Marlin	<b>9014</b> Black/White Stripe
<b>9005</b> Arctic White	<b>9015</b> White/Seagull Stripe
<b>9006</b> Chili	<b>9016</b> Black/White Chevron
<b>9007</b> Sterling	<b>9017</b> Black/Sterling Chevron
<b>9008</b> Honey	<b>9018</b> Seagull/Poppy Stripe
<b>9009</b> Black	<b>9019</b> Seagull/Honey Stripe
<b>9010</b> Light Peacock	<b>9020</b> Seagull/Sterling Stripe
<b>9011</b> Seagull	<b>9021</b> Seagull/White Stripe

## Webbing Steelcase Surfaces

### Webbing

<b>5JG0</b> Black	<b>5JG5</b> Red
<b>5JG1</b> Burgundy	<b>5JG6</b> Pacific Blue
<b>5JG2</b> Taupe	<b>5JG7</b> Green
<b>5JG3</b> Silver	<b>5JG8</b> Navy
<b>5JG4</b> Teal	

## Steelcase Surfaces – Vertical Surface Fabrics

### Knit

B-Free Knit ▶ Page 26

### Price Group A

Sprite ▶ Page 27

### Price Group 1

Abacus **E** ▶ Page 26

Alloy ▶ Page 26

Boccie ▶ Page 26

Buzz2 ▶ Page 26

Charm ▶ Page 26

Optic ▶ Page 27

Pianista ▶ Page 27

Rhythm ▶ Page 27

Tinsel ▶ Page 27

### Price Group 2

Bariolage ▶ Page 26

Code ▶ Page 26

Dovetail by Designtex ▶ Page 26

Flip: Orbit ▶ Page 26

Flip: TexHex ▶ Page 26

Fresco ▶ Page 27

Intersection ▶ Page 27

Latch ▶ Page 27

SoftNext ▶ Page 27

Stencil ▶ Page 27

### Price Group 3

Billiard Multi-Use by Designtex ▶ Page 26

## Steelcase Surfaces—Universal

Screens Fabric ▶ Page 28

**E** = This finish is part of the global surface materials palette. Geographical differences, by product line, may apply.



**E** = Excluded

## Vertical Surface Fabrics

### Steelcase Surfaces

#### Abacus

Price Group 1

<b>P123</b> Portico 	<b>P125</b> Cusp 
<b>P124</b> Opus 	<b>P126</b> Artifact 

#### Alloy

Price Group 1



<b>P525</b> Polar	<b>P531</b> Silver
<b>P526</b> Skim	<b>P532</b> Oxide
<b>P527</b> Bubbly	<b>P533</b> Element
<b>P528</b> Tern	<b>P534</b> Construct
<b>P529</b> Shore	<b>P535</b> Currency
<b>P530</b> Asti	<b>P536</b> Iron

#### Bariolage

Price Group 2

<b>G200</b> New Etude	<b>G203</b> New Adagio
<b>G201</b> New Andante 	<b>G204</b> New Melody
<b>G202</b> New Cantata 	<b>G205</b> New Ballata

#### B-Free Knit

<b>5Y30</b> White	<b>5Y38</b> Lime
<b>5Y31</b> Sky	<b>5Y39</b> Silver
<b>5Y32</b> Ice	<b>5Y40</b> Currant
<b>5Y33</b> Teal Blue	<b>5Y41</b> Red Mittens
<b>5Y34</b> Tangerine	<b>5Y42</b> Hot Pink
<b>5Y35</b> Paprika	<b>5Y58</b> Light Grey 
<b>5Y36</b> Leaf	<b>5Y99</b> Dark Grey 
<b>5Y37</b> Chartreuse	

#### Billiard Multi-Use by Designtex


Price Group 3


<b>5H11</b> Poppy	<b>5H20</b> Pewter
<b>5H12</b> Tangelo	<b>5H21</b> Gunmetal
<b>5H13</b> Citrine/Citron	<b>5H22</b> Ink
<b>5H14</b> Avocado	<b>5H23</b> Rose Quartz
<b>5H16</b> Indigo	<b>5H24</b> Sea Salt
<b>5H17</b> Mallard	<b>5H25</b> Storm Cloud
<b>5H18</b> Teak	<b>5H26</b> Olivine
<b>5H19</b> Cumulus	

#### Boccie

Price Group 1














<b>P200</b> New Rice	<b>P205</b> New Mist
<b>P201</b> New Almond	<b>P206</b> New Plum
<b>P203</b> New Camel	<b>P208</b> New Spearmint
<b>P204</b> New Opal	<b>P209</b> New Sky

 = This finish is part of the global surface materials palette. Geographical differences, by product line, may apply.

 = Excluded

#### Buzz2

Price Group 1

<b>5F03</b> Tomato	<b>5G51</b> Sable 
<b>5F04</b> Red 	<b>5G55</b> Pumpkin 
<b>5F05</b> Burgundy 	<b>5G57</b> Rouge 
<b>5F06</b> Sky 	<b>5G59</b> Meadow 
<b>5F07</b> Blue 	<b>5G61</b> Cyan
<b>5F08</b> Navy 	<b>5G62</b> Atlantic
<b>5F15</b> Stone 	<b>5G63</b> Crocus
<b>5F16</b> Grey	<b>5G64</b> Alpine 
<b>5F17</b> Black 	<b>5G65</b> Tornado 
<b>5G50</b> Dunegrass	

#### Charm

Price Group 1

<b>P505</b> Shell	<b>P510</b> Debut
<b>P506</b> Mimosa	<b>P511</b> Clover
<b>P507</b> Birch	<b>P513</b> Twilight
<b>P508</b> Sparkle	

#### Code

Price Group 2

<b>5FA1</b> Fossil	<b>5FA6</b> Cannon
<b>5FA2</b> Gabbro	<b>5FA7</b> Tussah
<b>5FA3</b> Reed	<b>5FA9</b> Ecru
<b>5FA4</b> Bluff	<b>5FB1</b> Bamboo
<b>5FA5</b> Sea Salt	

#### Dovetail by Designtex

Price Group 2

<b>5H39</b> Light Mocha	<b>5H45</b> Honeydew
<b>5H40</b> Pebble	<b>5H46</b> Denim
<b>5H41</b> Warm White	<b>5H47</b> Storm
<b>5H42</b> Sandstone	<b>5H48</b> Ice Blue
<b>5H43</b> Honeycomb	<b>5H49</b> Aura
<b>5H44</b> Terra	<b>5H50</b> Darkest Grey

#### Flip: Orbit

Price Group 2

<b>5F85</b> Mud Pie 	<b>5F91</b> Blizzard
<b>5F87</b> Petoskey	<b>5F92</b> Briquette
<b>5F89</b> Papyrus	

#### Flip: TexHex

Price Group 2

<b>5F75</b> Mud Pie 	<b>5F97</b> Blizzard
<b>5F77</b> Petoskey	<b>5F98</b> Briquette
<b>5F79</b> Papyrus	

**Fresco**

Price Group 2

- |                      |                  |
|----------------------|------------------|
| <b>G001</b> Sandrift | <b>G003</b> Faon |
| <b>G002</b> Mistiblu |                  |

**Intersection**

Price Group 2

- |                    |                  |
|--------------------|------------------|
| <b>P211</b> Summit | <b>P213</b> Lace |
| <b>P212</b> Chalk  |                  |

**Latch**

Price Group 2

- |                       |                      |
|-----------------------|----------------------|
| <b>P600</b> Seashell* | <b>P605</b> Armor    |
| <b>P601</b> Clam      | <b>P606</b> Sentinel |
| <b>P602</b> Eggshell  | <b>P608</b> Billow   |
| <b>P603</b> Zen       | <b>P609</b> Nimbus   |
| <b>P604</b> Cool Gray |                      |
- \* P600 Seashell is not available on Universal screens.

**Optic**

Price Group 1

- |                     |                     |
|---------------------|---------------------|
| <b>P540</b> Hazel   | <b>P548</b> Whisper |
| <b>P541</b> Twinkle | <b>P549</b> Breezy  |
| <b>P542</b> Orion   | <b>P551</b> Glimmer |
| <b>P547</b> Bath    |                     |

**Pianista**

Price Group 1

- |                     |                    |
|---------------------|--------------------|
| <b>P420</b> Sand    | <b>P426</b> Carbon |
| <b>P421</b> Mist    | <b>P427</b> Stone  |
| <b>P422</b> Rain    | <b>P428</b> Flax   |
| <b>P423</b> Natural | <b>P429</b> Oat    |
| <b>P424</b> Café    | <b>P430</b> Wheat  |
| <b>P425</b> Denim   | <b>P431</b> Maize  |

**Rhythm**

Price Group 1

- |                     |                    |
|---------------------|--------------------|
| <b>P555</b> Allegro | <b>P560</b> Melody |
| <b>P556</b> Tempo   | <b>P562</b> Opus   |
| <b>P557</b> Refrain |                    |

**SoftNext**

Price Group 2

- |                         |                         |
|-------------------------|-------------------------|
| <b>5H27</b> Obsidian    | <b>5H33</b> Chalk       |
| <b>5H28</b> Foggy Night | <b>5H34</b> Midnight    |
| <b>5H29</b> Greystone   | <b>5H35</b> Blue Mica   |
| <b>5H30</b> Mocha       | <b>5H36</b> Jade        |
| <b>5H31</b> Clay        | <b>5H37</b> Burnt Umber |
| <b>5H32</b> Sandstone   | <b>5H38</b> Cinnabar    |

ⓔ = Excluded

**Sprite**

Price Group A

- |                   |                     |
|-------------------|---------------------|
| <b>5540</b> Khaki | <b>5544</b> Sherbet |
| <b>5541</b> Snow  | <b>5545</b> Powder  |
| <b>5543</b> Linen | <b>5547</b> Sky     |

**Stencil**

Price Group 2

- |                            |                       |
|----------------------------|-----------------------|
| <b>P455</b> Midnight       | <b>P463</b> Concrete  |
| <b>P456</b> Mulberry       | <b>P464</b> Orchid    |
| <b>P457</b> Cracked Pepper | <b>P465</b> Parchment |
| <b>P458</b> Denim          | <b>P466</b> Silk      |
| <b>P459</b> Chartreuse     | <b>P467</b> Sea Salt  |
| <b>P460</b> Bittersweet    | <b>P468</b> Honeydew  |
| <b>P461</b> Mauvelous      | <b>P469</b> Sepia     |
| <b>P462</b> Bermuda        |                       |

**Tinsel**

Price Group 1

- |                    |                    |
|--------------------|--------------------|
| <b>P515</b> Sugar* | <b>P520</b> Depth  |
| <b>P516</b> Lit    | <b>P521</b> Bliss  |
| <b>P517</b> Ego    | <b>P522</b> Grow   |
| <b>P518</b> Fizz   | <b>P523</b> Dolce  |
| <b>P519</b> Muse   | <b>P524</b> Boost* |

\* Available on Answer and Montage only.

# Universal

## Steelcase Surfaces

### Screens Fabric—for Use on Knit Screens

**B902** Soft White

**B904** Sand

**B903** Fog

### Steelcase Surfaces—Seating Upholstery (Woven/Knit)

#### Price Group 1

Buzz2	▶ Page 29
Era	▶ Page 29
Intermix	▶ Page 29
Jacks <b>E</b>	▶ Page 30
Link	▶ Page 30
New Black: Bruce	▶ Page 30
New Black: Henry	▶ Page 30

#### Price Group 2

Chainmail	▶ Page 29
Cogent: Connect <b>Ⓞ</b>	▶ Page 29
Intermix—Shift	▶ Page 29
New Black: Harley	▶ Page 30
New Black: Jack	▶ Page 30
New Black: James	▶ Page 30

#### Price Group 3

Billiard Multi-Use by Designtex	▶ Page 29
Gaja	▶ Page 29
Intermix—Opaque	▶ Page 30
Redeem	▶ Page 30
Retrieve	▶ Page 30

#### Price Group 5

Bo Peep	▶ Page 29
Remix <b>Ⓞ</b>	▶ Page 30
Silk <b>Ⓞ</b>	▶ Page 30

#### Price Group 7

Steelcut Trio <b>Ⓞ</b>	▶ Page 30
------------------------	-----------

### Steelcase Surfaces—Seating Upholstery (Leather/Coated)

Brisa	▶ Page 31
Café Leather	▶ Page 31
Elmosoft Leather	▶ Page 31
Foundation	▶ Page 31
Stand In	▶ Page 31
Steelcase Leather <b>E</b>	▶ Page 31

#### Other Upholstery

3D Knit <b>Ⓞ</b>	▶ Page 31
3D Microknit	▶ Page 31
Connect 3D <b>Ⓞ</b>	▶ Page 32
QiVi Net <b>Ⓞ</b>	▶ Page 32
Quantum Mesh	▶ Page 32
Reply Air Mesh <b>Ⓞ</b>	▶ Page 32

**Ⓞ** = This finish is part of the global surface materials palette. Geographical differences, by product line, may apply.

**E** = Excluded

# Seating Upholstery—Woven/Knit Textiles

## Steelcase Surfaces

### Billiard Multi-Use by Designtex

Price Group 3

<b>5H11</b> Poppy	<b>5H20</b> Pewter
<b>5H12</b> Tangelo	<b>5H21</b> Gunmetal
<b>5H13</b> Citrine/Citron	<b>5H22</b> Ink
<b>5H14</b> Avocado	<b>5H23</b> Rose Quartz
<b>5H16</b> Indigo	<b>5H24</b> Sea Salt
<b>5H17</b> Mallard	<b>5H25</b> Storm Cloud
<b>5H18</b> Teak	<b>5H26</b> Olivine
<b>5H19</b> Cumulus	













### Bo Peep

Price Group 5

<b>5G67</b> Bone	<b>5G80</b> Serpent
<b>5G72</b> Honey Mustard	<b>5G81</b> Carolina
<b>5G73</b> Marmalade	<b>5G82</b> Blue Bonnet
<b>5G74</b> Picnic	<b>5G83</b> Nautical
<b>5G75</b> Pinot	<b>5G84</b> Gravel
<b>5G76</b> Bloom	<b>5G85</b> Sharkskin
<b>5G77</b> Grapevine	<b>5G86</b> Kohl
<b>5G79</b> Artichoke	

### Buzz2

Price Group 1

<b>5F03</b> Tomato	<b>5G51</b> Sable
<b>5F04</b> Red 	<b>5G55</b> Pumpkin 
<b>5F05</b> Burgundy 	<b>5G57</b> Rouge 
<b>5F06</b> Sky 	<b>5G59</b> Meadow 
<b>5F07</b> Blue 	<b>5G61</b> Cyan
<b>5F08</b> Navy 	<b>5G62</b> Atlantic
<b>5F15</b> Stone 	<b>5G63</b> Crocus
<b>5F17</b> Black 	<b>5G64</b> Alpine 
<b>5G50</b> Dunegrass	<b>5G65</b> Tornado 




























### Chainmail

Price Group 2

<b>5551</b> Space	<b>5555</b> Tricycle
<b>5552</b> Silver Dollar	<b>5559</b> Lagoon
<b>5553</b> Volcano	
























### Cogent: Connect

Price Group 2

<b>5S15</b> Coconut 	<b>5S95</b> Sailor 
<b>5S16</b> Turmeric/Honey 	<b>5S96</b> Quicksilver 
<b>5S17</b> Tangerine 	<b>5S99</b> Lipstick/Merlot 
<b>5S18</b> Scarlet 	<b>5SD0</b> Royal Blue 
<b>5S19</b> Concord 	<b>5SD1</b> Aubergine 
<b>5S21</b> Blue Jay 	<b>5SD2</b> Peacock 
<b>5S23</b> Wasabi 	<b>5SD3</b> Lagoon 
<b>5S24</b> Nickel 	<b>5SD4</b> Saffron 
<b>5S25</b> Graphite 	<b>5SD5</b> Citrine 
<b>5S26</b> Licorice 	<b>5SD6</b> Rose Quartz 
<b>5S27</b> Malt 	<b>5SD7</b> Sea Salt 
<b>5S28</b> Root Beer 	<b>5SF3</b> Storm Cloud 
<b>5S93</b> Indigo/Blueprint 	<b>5SF4</b> Olivine 
<b>5S94</b> Lizard/Jungle 	
















### Era

Price Group 1

<b>5ER0</b> Cobalt 	<b>5ES2</b> Oatmeal 
<b>5ER1</b> Harbor 	<b>5ES3</b> Persimmon 
<b>5ER2</b> Blue Nickel 	<b>5ES4</b> Sprout 
<b>5ER3</b> Pistachio 	<b>5ES5</b> Blue Mint 
<b>5ER4</b> Canary 	<b>5ES6</b> Royal Blue 
<b>5ER5</b> Comet 	<b>5ES7</b> Night Owl 
<b>5ER6</b> Truffle 	<b>5ET1</b> Rose Quartz 
<b>5ER7</b> Saffron 	<b>5ET2</b> Olivine 
<b>5ER8</b> Pink Lemonade 	<b>5EU2</b> Electric Indigo 
<b>5ER9</b> Onyx 	<b>5EU3</b> Green Citrine 
<b>5ES0</b> Scarlet 	<b>5EU4</b> Storm Cloud 
<b>5ES1</b> Lentil 	

### Gaja

Price Group 3

<b>5W40</b> Black 	<b>5W52</b> Emerald 
<b>5W41</b> Pepper 	<b>5W53</b> Snow Pea 
<b>5W42</b> Pearl Grey 	<b>5W54</b> Olive 
<b>5W43</b> Crimson 	<b>5W56</b> Maroon 
<b>5W44</b> Ink 	<b>5W57</b> Black Raspberry 
<b>5W45</b> Night Blue 	<b>5W58</b> Spruce 
<b>5W48</b> Sepia	<b>5W60</b> Deep Blue 
<b>5W51</b> Camellia Red 	<b>5W61</b> Chili Pepper 

### Intermix



Price Group 1

<b>KR07</b> Seagull	<b>KR10</b> Peacock
<b>KR08</b> Black	<b>KR11</b> Merlot
<b>KR09</b> Baltic	

### Intermix—Shift

Price Group 2

<b>KR12</b> Red-Blue	<b>KR13</b> Blue-Gold
----------------------	-----------------------

 = This finish is part of the global surface materials palette. Geographical differences, by product line, may apply.  
 = Excluded

## Steelcase Surfaces Material Listing, continued

### Intermix—Opaque

Price Group 3

<b>KR14</b> Seagull	<b>KR18</b> Baltic
<b>KR15</b> Platinum	<b>KR19</b> Peacock
<b>KR16</b> Bronze	<b>KR20</b> Merlot
<b>KR17</b> Black	

### Jacks

Price Group 1

<b>5B61</b> Taupe 	<b>5B64</b> Pewter 
<b>5B63</b> Camel 	<b>5B70</b> Midnight 

### Link

Price Group 1

<b>5A24</b> Blue	<b>5A27</b> Black
<b>5A25</b> Navy	

### New Black

Price Group 1

<b>5J10</b> New Black: Bruce 	<b>5J11</b> New Black: Henry 
---	---

Price Group 2

<b>5J08</b> New Black: Jack 	<b>5J12</b> New Black: Harley 
<b>5J09</b> New Black: James 	

*Tip: New Black upholstery has fabric in both price group 1 and price group 2.*

### Redeem


Price Group 3


<b>TM50</b> Brick	<b>TM62</b> Iceberg
<b>TM52</b> Cinnamon	<b>TM63</b> Chesnut
<b>TM55</b> Water	<b>TM64</b> Granite
<b>TM58</b> Mallard	<b>TM66</b> Barnwood
<b>TM60</b> Greyhound	

### Remix

Price Group 5

<b>RE01</b> Rust 	<b>RE09</b> Sky Blue 
<b>RE03</b> Pebble 	<b>RE10</b> Blue Jean 
<b>RE04</b> Dark Chocolate 	<b>RE11</b> Ivy Green 
<b>RE06</b> Linen Beige 	<b>RE13</b> Night Blue 
<b>RE08</b> Concrete Grey 	

 = This pattern/finish is part of the global surface materials palette. Geographical differences, by product line, may apply. Global colors are noted using this globe symbol.

 = Excluded

### Retrieve

Price Group 3

<b>TM31</b> Lake	<b>TM40</b> Quarry
<b>TM32</b> Gala	<b>TM42</b> Shadow
<b>TM37</b> Submarine	<b>TM43</b> Seal










### Silk

Price Group 5

<b>5L31</b> Dijon 	<b>5L36</b> Heather Blue 
<b>5L32</b> Seaweed 	<b>5L37</b> Blue Raspberry 
<b>5L33</b> Boysenberry 	<b>5L38</b> Cauldron 
<b>5L35</b> Marina 	<b>5L39</b> Flaxen 

### Steelcut Trio

Price Group 7

<b>TR01</b> Mist Grey 	<b>TR11</b> Ice Blue 
<b>TR02</b> Stone Grey 	<b>TR15</b> Brown Frost 
<b>TR03</b> Cassonade Beige 	<b>TR18</b> Coastal Oasis 
<b>TR04</b> Nutmeg Beige 	<b>TR19</b> Deep Sea 
<b>TR06</b> Licorice Black 	

## Seating Upholstery—Leather/ Coated Materials Steelcase Surfaces

### Brisa

Price Group 6

<b>BR01</b> Black Onyx	<b>BR21</b> Moccasin
<b>BR04</b> Truffle	<b>BR22</b> Buckskin
<b>BR06</b> Ash	<b>BR24</b> Mineral
<b>BR07</b> Sage	<b>BR25</b> Skyway
<b>BR08</b> Celery	<b>BR26</b> Iron
<b>BR09</b> Sterling Blue	<b>BR27</b> Stormy
<b>BR10</b> Night Navy	<b>BR28</b> Esmeralda
<b>BR11</b> Cambridge Blue	<b>BR29</b> Seaweed
<b>BR12</b> Abyss	<b>BR30</b> Bone
<b>BR14</b> Pompeian Red	<b>BR31</b> Carmel
<b>BR16</b> Cinnebar	<b>BR32</b> Bridle
<b>BR18</b> New Sand	<b>BR33</b> Moon
<b>BR20</b> White	

### Café Leather

Price Group Leather

<b>L208</b> Black Tea	<b>L212</b> Candied Pecan
<b>L209</b> Earl Grey	<b>L213</b> Chai
<b>L210</b> Espresso Bean	<b>L214</b> Blueberry Tart
<b>L211</b> Chocolate Mousse	

### Elmosoft Leather

Price Group 1

<b>L112*</b> Ebony - 9999	<b>L147*</b> Saddle - 33004
<b>L113*</b> Gunmetal - 71017	<b>L717</b> Cameo - 13072
<b>L114*</b> Mica - 01061	<b>L730*</b> Hunter - 98015
<b>L115</b> Dove Grey - 11049	<b>L743</b> Forest Green - 98407
<b>L128</b> Red Birch - 35126	<b>L747</b> Cigar - 43054
<b>L144*</b> Chamois - 22030	<b>L774</b> Oil - 91102

\*These finishes will be offered with standard leadtimes. All other Elmosoft colors may be subject to longer leadtimes.

### Foundation

Price Group 2

<b>5875</b> Black	<b>5882</b> New Sand
<b>5876</b> Navy	<b>5883</b> Cranberry
<b>5877</b> Foggy Night	<b>5884</b> Spring
<b>5878</b> Sailor	<b>5885</b> Honey
<b>5879</b> Ivory	<b>5886</b> Folkstone
<b>5880</b> Seal	<b>5887</b> Pebble
<b>5881</b> Peat	<b>5888</b> Oregano

🌐 = This finish is part of the global surface materials palette. Geographical differences, by product line, may apply.

Ⓜ = Excluded

### Stand In

Price Group 2

<b>5621</b> Sleet	<b>5635</b> Scallion
<b>5622</b> Lunar	<b>5636</b> Atlantis
<b>5623</b> Cyclone	<b>5691</b> Orca
<b>5624</b> Eclipse	<b>5740</b> Burlap
<b>5625</b> Powder	<b>5741</b> Porter
<b>5626</b> Chardonnay	<b>5742</b> Tusk
<b>5627</b> Graham	<b>5743</b> Putty
<b>5628</b> Sediment	<b>5744</b> Blueberry
<b>5629</b> Allspice	<b>5745</b> Chartreuse
<b>5630</b> Apple	<b>5746</b> Mango
<b>5631</b> Lava	<b>5747</b> Sedona
<b>5632</b> Cayenne	<b>5748</b> Juniper
<b>5633</b> Plantain	<b>5749</b> Peanut
<b>5634</b> Parsley	

### Steelcase Leather

Price Group 1

<b>L107</b> Black Ⓜ	<b>L220</b> Soapstone Ⓜ
<b>L207</b> Mahogany Ⓜ	<b>L221</b> Rocky Ⓜ

## Other Upholstery

### 3D Knit







<b>5054</b> Canary 🌐	<b>5095</b> Scarlet 🌐
<b>5059</b> Sailor	<b>5096</b> Turmeric/Honey 🌐
<b>5064</b> Licorice 🌐	<b>5097</b> Concord
<b>5065</b> Coconut 🌐	<b>5098</b> Blue Jay 🌐
<b>5066</b> Malt	<b>5560</b> Aubergine 🌐
<b>5067</b> Root Beer	<b>5561</b> Peacock 🌐
<b>5089</b> Royal Blue 🌐	<b>5562</b> Jungle 🌐
<b>5090</b> Wasabi 🌐	<b>5563</b> Merlot 🌐
<b>5092</b> Graphite	<b>5564</b> Lagoon 🌐
<b>5093</b> Nickel 🌐	<b>5565</b> Saffron 🌐
<b>5094</b> Tangerine 🌐	

### 3D Microknit


<b>5T20</b> Nickel 🌐	<b>5T30</b> Canary 🌐
<b>5T21</b> Licorice 🌐	<b>5T31</b> Seagull 🌐
<b>5T22</b> Royal Blue 🌐	<b>5T32</b> Aubergine 🌐
<b>5T23</b> Blue Jay 🌐	<b>5T33</b> Peacock 🌐
<b>5T24</b> Scarlet 🌐	<b>5T34</b> Jungle 🌐
<b>5T25</b> Malt 🌐	<b>5T35</b> Merlot 🌐
<b>5T26</b> Wasabi 🌐	<b>5T36</b> Honey 🌐
<b>5T27</b> Tangerine 🌐	<b>5T37</b> Lagoon 🌐
<b>5T28</b> Concord 🌐	<b>5T38</b> Saffron 🌐
<b>5T29</b> Graphite 🌐	

## Steelcase Surfaces Material Listing, continued






### Connect 3D

<b>5014</b> Royal Blue	<b>5027</b> Malt 
<b>5015</b> Coconut 	<b>5028</b> Root Beer
<b>5016</b> Turmeric/Honey 	<b>5030</b> Sailor
<b>5017</b> Tangerine 	<b>5036</b> Canary
<b>5018</b> Scarlet 	<b>5532</b> Aubergine 
<b>5019</b> Concord	<b>5533</b> Peacock 
<b>5021</b> Blue Jay 	<b>5534</b> Jungle 
<b>5023</b> Wasabi 	<b>5535</b> Merlot 
<b>5024</b> Nickel	<b>5536</b> Lagoon 
<b>5025</b> Graphite 	<b>5537</b> Saffron 
<b>5026</b> Licorice 	

### QiVi Net

<b>QN01</b> Wasabi 	<b>QN09</b> Royal Blue 
<b>QN02</b> Licorice 	<b>QN10</b> Aubergine 
<b>QN03</b> Tangerine 	<b>QN11</b> Peacock 
<b>QN04</b> Graphite 	<b>QN12</b> Jungle 
<b>QN05</b> Malt 	<b>QN13</b> Merlot 
<b>QN06</b> Coconut 	<b>QN14</b> Honey 
<b>QN07</b> Scarlet 	<b>QN15</b> Lagoon 
<b>QN08</b> Blue Jay 	<b>QN16</b> Saffron 

### Reply Air Mesh


<b>AR01</b> Grey 	<b>AR14</b> Peacock 
<b>AR02</b> Black 	<b>AR15</b> Jungle 
<b>AR04</b> Red 	<b>AR16</b> Merlot 
<b>AR05</b> Royal Blue 	<b>AR17</b> Honey 
<b>AR06</b> Apple Green 	<b>AR18</b> Lagoon 
<b>AR09</b> Sable 	<b>AR19</b> Saffron 
<b>AR13</b> Aubergine 	

### Quantum Mesh

#### Available on Campfire screen:

<b>T615</b> Sultry Smoke	<b>T625</b> Marina Blue
<b>T620</b> Arctic Ermine	

 = Excluded

 = This finish is part of the global surface materials palette. Geographical differences, by product line, may apply.

# Availability Matrices

Use these matrices to get a quick overview of what product lines each material can be applied to. Please see individual specification guides for more specific information on surface material availability.

## Legend Explanation

- = **Not available**  
No product line components are available for the surface material listed.
- = **Available**  
All product line components are available for the surface material listed.
- = **Available with exceptions**  
Some product line components are available for the surface material listed. However, not all components are available with this material.
- ▣ = **COM approved**

*Tip: For the most up to date availability information, please visit [finishlibrary.steelcase.com](http://finishlibrary.steelcase.com)*

<b>Paint Matrix</b>	<b>34</b>
<b>Accent and Lux Paint Matrix</b>	<b>42</b>
<b>Laminate Matrix</b>	<b>50</b>
<b>Plastic Matrix</b>	<b>66</b>
<b>Edge Band Matrix</b>	<b>82</b>
<b>Glass Matrix</b>	<b>92</b>
<b>Wood Veneer Matrix</b>	<b>96</b>
<b>Solid Wood and Solid Surfaces Matrix</b>	<b>104</b>
<b>Casper Cloaking Technology by Designtex Matrix</b>	<b>106</b>
<b>PET Matrix</b>	<b>107</b>
<b>Braided Cord Matrix</b>	<b>108</b>
<b>Webbing Matrix</b>	<b>109</b>
<b>Upholstery Matrix</b>	<b>110</b>
<b>Vertical Surfaces Fabric Matrix</b>	<b>122</b>
<b>Screen and Tackboard Surfaces Fabric Matrix</b>	<b>124</b>

# Paint Matrix

## Paint Matrix

### Legend

- = Not available
- = Available
- = Available with exceptions
- ⊗ = This finish is part of the global surface materials palette. Geographical differences, by product line, may apply.
- ▶ See specification guide for details.

### Steelcase Systems & Casegoods

	Answer	Bivi	Brody Desk	Campfire Screen	Campfire Paper Tables	Campfire Skate Table	Divisio Side Screen	Duo	Elbrook	Flex	Flex Media Cart	FrameOne	Groupwork	High-Density Storage	Kick	media:scape	media:scape kiosk	media:scape mini and mobile	Migration Height-Adjustable Desks	Mobile Pedestal	Montage	Ology
<b>Smooth Paint Price Group 1</b>																						
4238 Mocha	■	□	•	•	•	■	•	■	■	■	■	■	□	■	□	□	■	•	•	□	•	•
4239 Clay	■	□	•	•	•	■	•	■	■	■	■	■	□	■	□	□	■	•	•	□	•	•
4240 Chalk	■	□	•	•	•	■	•	■	■	■	■	■	□	■	□	□	■	•	•	□	•	•
4242 Milk	■	□	•	•	•	■	•	■	■	■	■	■	□	■	□	□	■	•	•	□	•	•
7000 Black	•	•	•	•	•	•	•	•	•	•	•	•	•	•	•	•	•	•	•	•	•	•
<b>Textured Paint Price Group 1</b>																						
7041 Milk Textured	•	•	•	•	•	•	•	•	•	•	•	•	•	•	•	•	•	•	•	•	•	•
7042 Shale Gray	•	•	•	•	•	•	•	•	•	•	•	•	•	•	•	•	•	•	•	•	•	•
7043 Moss	•	•	•	•	•	•	•	•	•	•	•	•	•	•	•	•	•	•	•	•	•	•
7207 Black ⊗	■	□	•	•	•	■	•	■	■	■	■	■	■	■	■	□	■	•	■	•	■	■
7225 Sand	■	□	•	•	•	■	•	■	■	■	■	■	•	■	□	□	■	•	•	□	•	•
7237 Slate	■	□	•	•	•	■	•	■	■	■	■	•	•	■	□	□	■	•	•	□	•	•
7238 Fieldstone	■	□	•	•	•	■	•	■	■	■	■	•	•	■	□	□	■	•	•	□	•	•
7239 Midnight	■	□	•	•	•	■	•	■	■	■	■	•	•	■	□	□	■	•	•	□	•	•
7241 Arctic White ⊗	■	□	•	•	•	■	•	■	■	■	■	•	•	■	□	□	■	•	■	□	■	■
7243 Seagull	■	□	□	•	•	■	•	■	■	■	■	•	•	■	□	□	■	•	•	□	■	•
7250 Sterling Dark Solid	■	□	□	•	•	■	•	■	■	■	■	■	•	•	■	•	•	•	•	□	•	•
7360 Merle ⊗	■	□	■	•	•	■	•	■	■	■	■	□	□	■	□	□	■	•	■	□	■	■
<b>Smooth Paint Price Group 2</b>																						
0835 Black	■	□	•	■	•	■	•	•	•	•	•	□	□	■	□	□	■	•	•	•	□	•
4604 Driftwood	■	•	•	•	•	■	•	•	■	•	•	□	□	■	□	□	■	•	•	□	■	•
4700 Warm White	■	•	•	•	•	■	•	□	■	•	•	■	□	■	■	•	■	■	•	□	■	•
<b>Smooth Metallic Paint Price Group 2</b>																						
4750 Champagne Metallic ⊗	■	□	•	•	•	■	•	•	■	■	■	□	□	■	□	□	■	•	•	•	■	•
4798 Sterling Metallic ⊗	■	□	•	•	•	■	•	•	■	■	■	□	□	■	□	•	■	•	•	•	■	•
4799 Platinum Metallic ⊗	■	□	□	•	•	■	■	■	■	■	■	■	■	■	■	■	■	■	■	□	■	■
4803 Near Black Metallic ⊗	■	□	•	•	•	■	•	■	■	■	■	□	□	■	□	■	■	■	•	•	■	•

Tip: For the most up to date availability information, please visit [finishlibrary.steelcase.com](https://finishlibrary.steelcase.com).  
 Tip: Products that are missing from the matrix are not available with these surface materials.

**Paint Matrix, continued**

**Legend**

- = Not available
- = Available
- = Available with exceptions
- ⊖ = Excluded
- ⊕ = This finish is part of the global surface materials palette. Geographical differences, by product line, may apply.
- ▶ See specification guide for details.

	Steelcase Systems & Caseworks cont.													Steelcase Seating									
	Privacy Wall	Sarto Screens	ScapeSeries Tables	Simple Tables	Storage Products	TS Series Storage	Universal Privacy Modesty Screens	Universal Storage	Universal Worksurface Products	Verb Tables	V.I.A.	Wall Mount HAD	Work Tents — Overhead Tent	Work Tents — Pod Tent	Work Valet Lockers	Amia	Amia Air	B-Free Beam	B-Free Occasional Tables	B-Free Standing Height Tables	Brody 488 Series WorkLounge	cobi 434 Series	
<b>Smooth Paint</b> Price Group 1																							
<b>4238</b> Mocha	□	●	●	■	■	■	●	■	□	●	□	●	■	■	■	●	●	●	●	●	●	●	
<b>4239</b> Clay	□	●	●	■	■	■	●	■	□	●	□	●	■	■	■	●	●	●	●	●	●	●	
<b>4240</b> Chalk	□	●	●	■	■	■	●	■	□	●	□	●	■	■	■	●	●	●	●	●	●	●	
<b>4242</b> Milk	□	●	●	■	■	■	●	■	□	●	□	●	■	■	■	●	●	●	●	●	●	●	
<b>7000</b> Black	●	●	●	●	●	●	●	●	●	●	●	●	●	●	●	●	●	●	●	●	●	●	
<b>Textured Paint</b> Price Group 1																							
<b>7041</b> Milk Textured	●	●	●	●	●	●	●	●	●	●	●	●	●	●	●	●	●	●	●	●	●	●	
<b>7042</b> Shale Gray	●	●	●	●	●	●	●	●	●	●	●	●	●	●	●	●	●	●	●	●	●	●	
<b>7043</b> Moss	●	●	●	●	●	●	●	●	●	●	●	●	●	●	●	●	●	●	●	●	●	●	
<b>7207</b> Black ⊕	■	●	●	■	■	■	●	■	■	□	□	●	■	■	●	●	●	■	■	●	●	●	
<b>7225</b> Sand	■	●	●	■	■	■	●	■	□	□	□	●	■	■	■	●	●	■	■	●	●	●	
<b>7237</b> Slate	■	●	●	■	■	■	●	■	□	●	□	●	■	■	■	●	●	■	■	●	●	●	
<b>7238</b> Fieldstone	■	●	●	■	■	■	●	■	□	●	□	●	■	■	■	●	●	■	■	●	●	●	
<b>7239</b> Midnight ⊖	■	●	●	■	■	■	●	■	□	●	□	●	■	■	■	●	●	■	■	●	●	●	
<b>7241</b> Arctic White ⊕	■	●	●	■	■	■	●	■	□	□	□	●	■	■	■	●	●	■	■	●	●	●	
<b>7243</b> Seagull	■	●	●	■	■	■	●	■	□	□	□	●	■	■	■	●	●	■	■	□	●	●	
<b>7250</b> Sterling Dark Solid	■	●	●	■	■	■	●	■	□	●	●	●	■	■	■	●	●	■	■	□	●	●	
<b>7360</b> Merle ⊕	■	■	●	■	■	■	●	■	□	■	□	●	■	■	■	●	●	■	■	■	●	●	
<b>Smooth Paint</b> Price Group 2																							
<b>0835</b> Black	●	●	●	■	■	■	●	■	●	●	●	■	■	■	■	●	●	●	●	●	●	●	
<b>4604</b> Driftwood	●	●	●	●	■	■	●	●	□	●	□	●	■	■	●	●	●	●	●	●	●	●	
<b>4700</b> Warm White	■	●	●	●	■	■	●	■	■	●	■	●	■	■	■	●	●	●	■	●	●	●	
<b>Smooth Metallic Paint</b> Price Group 2																							
<b>4750</b> Champagne Metallic ⊕	■	●	●	■	■	■	●	■	□	□	□	●	■	■	■	●	●	■	■	■	●	●	
<b>4798</b> Sterling Metallic ⊖	■	●	●	■	■	■	●	■	□	□	□	●	■	■	■	●	●	■	■	■	●	●	
<b>4799</b> Platinum Metallic ⊕	■	●	■	■	■	■	●	■	□	□	□	●	■	■	■	●	●	■	■	□	■	■	
<b>4803</b> Near Black Metallic ⊕	■	●	■	■	■	■	●	■	□	□	□	●	■	■	■	●	●	■	■	■	■	■	

Tip: For the most up to date availability information, please visit [finishlibrary.steelcase.com](http://finishlibrary.steelcase.com).  
 Tip: Products that are missing from the matrix are not available with these surface materials.

Availability  
Matrices

Paint Matrix, continued

**Paint Matrix, continued**

**Legend**

- = Not available
- = Available
- = Available with exceptions
- ⓔ = Excluded
- ⊕ = This finish is part of the global surface materials palette. Geographical differences, by product line, may apply.
- ▶ See specification guide for details.

**Steelcase Seating cont.**

	Gesture 442 Series	i2i 416 Series	Jenny Lounge	Jenny Tablet Arm	Kart	Leap 462 Series	Max-Stacker III 477 Series	Move 490 Series	Node 480 Series	Nool by Wiesner Hager	Player 475 Series	Qivi 428 Series	Reply	Scoop	Shortcut	SILQ 418 Series	Simple Seating	Steelcase Series 1	Steelcase Series 2	Tenor	Think 465, UPH Back	Think 465, 3D Knit Back	Umami
<b>Smooth Paint Price Group 1</b>																							
<b>4238</b> Mocha	●	●	●	●	●	●	●	●	□	■	●	●	●	■	□	●	●	●	●	■	●	●	■
<b>4239</b> Clay	●	●	●	●	●	●	●	□	■	●	●	●	●	■	□	●	●	●	●	■	●	●	■
<b>4240</b> Chalk	●	●	●	●	●	●	●	□	■	●	●	●	●	■	□	●	●	●	●	■	●	●	■
<b>4242</b> Milk	●	●	●	●	●	●	●	□	■	●	●	●	●	■	□	●	●	●	●	■	●	●	■
<b>7000</b> Black	●	●	●	●	●	●	■	●	●	●	●	●	●	●	●	●	●	●	●	●	●	●	●
<b>Textured Paint Price Group 1</b>																							
<b>7041</b> Milk Textured	●	●	●	●	●	●	●	●	●	●	●	●	●	●	●	●	■	●	●	●	●	●	●
<b>7042</b> Shale Gray	●	●	●	●	●	●	●	●	●	●	●	●	●	●	●	●	■	●	●	●	●	●	●
<b>7043</b> Moss	●	●	●	●	●	●	●	●	●	●	●	●	●	●	●	●	■	●	●	●	●	●	●
<b>7207</b> Black ⊕	●	●	□	■	■	●	●	□	●	●	●	□	■	□	●	■	●	●	■	●	●	●	■
<b>7225</b> Sand	●	●	●	●	●	●	●	□	●	●	●	●	■	□	●	●	●	●	■	●	●	●	●
<b>7237</b> Slate	●	●	●	●	●	●	●	□	●	●	●	●	■	□	●	●	●	●	■	●	●	●	●
<b>7238</b> Fieldstone	●	●	●	●	●	●	●	□	●	●	●	●	■	□	●	●	●	●	■	●	●	●	●
<b>7239</b> Midnight ⓔ	●	●	●	●	●	■	■	□	●	●	●	●	■	□	●	●	●	●	■	●	●	●	●
<b>7241</b> Arctic White ⊕	●	●	□	●	●	●	●	□	●	●	■	●	■	□	●	●	●	●	■	●	●	●	●
<b>7243</b> Seagull	●	●	●	●	●	●	●	□	●	●	●	●	■	□	□	●	□	■	■	■	■	●	●
<b>7250</b> Sterling Dark Solid	■	●	●	●	●	●	●	□	●	●	●	●	■	□	□	●	●	■	■	●	●	●	●
<b>7360</b> Merle ⊕	●	●	●	●	●	●	●	□	●	●	●	●	■	□	□	●	●	■	●	●	●	●	■
<b>Smooth Paint Price Group 2</b>																							
<b>0835</b> Black	●	●	●	●	●	●	■	■	■	●	●	●	■	□	●	●	●	■	■	●	●	●	●
<b>4604</b> Driftwood	●	●	●	●	●	●	●	□	●	●	●	●	■	□	●	●	●	●	■	●	●	●	●
<b>4700</b> Warm White	●	●	●	●	●	●	●	□	●	●	●	●	●	□	●	●	●	●	■	●	●	●	●
<b>Smooth Metallic Paint Price Group 2</b>																							
<b>4750</b> Champagne Metallic ⊕	●	●	●	●	●	●	●	■	●	●	●	●	■	□	●	●	●	●	■	●	●	●	■
<b>4798</b> Sterling Metallic ⓔ	●	●	●	●	●	●	●	□	●	●	●	●	■	□	●	●	●	●	■	●	●	●	■
<b>4799</b> Platinum Metallic ⊕	■	●	●	●	□	●	■	■	■	●	■	□	■	□	●	●	●	●	■	■	■	■	■
<b>4803</b> Near Black Metallic ⊕	●	●	●	●	●	●	●	□	●	●	●	●	■	□	●	●	●	●	■	●	●	●	■

Tip: For the most up to date availability information, please visit [finishlibrary.steelcase.com](http://finishlibrary.steelcase.com).  
 Tip: Products that are missing from the matrix are not available with these surface materials.

**Paint Matrix, continued**

**Legend**

- = Not available
- = Available
- = Available with exceptions
- ⊕ = This finish is part of the global surface materials palette. Geographical differences, by product line, may apply.
- ▶ See specification guide for details.

	Steelcase Wood Furniture										Worktools					Steelcase Health									
	Aisla	Baseline Tables	Baseline Bench Seating	Campfire Big Table	Campfire Slim Table	Convvene	Currency	Elective Elements	Mackinac	Verlay Tables	Victor2	Campfire Big Lamp	Computer Support Tools	Lighting	Organizational Worktools	Slatwall Screens and Mounting Brackets	Apprise	Aspekt	Cura	Embold	Leela	Regard	Sorrel	Surround	
<b>Smooth Paint Price Group 1</b>																									
<b>4238</b> Mocha	■	■	■	●	■	●	●	□	■	■	●	■	●	●	●	●	■	●	●	■	●	■	■	■	■
<b>4239</b> Clay	■	■	■	●	■	●	●	□	■	■	●	■	●	●	●	●	■	●	●	■	●	■	■	■	■
<b>4240</b> Chalk	■	■	■	●	■	●	●	□	■	■	●	■	●	●	●	●	■	●	●	■	●	■	■	■	■
<b>4242</b> Milk	■	■	■	■	■	●	●	□	■	■	●	■	●	●	●	●	■	●	●	■	●	■	■	■	■
<b>7000</b> Black	●	●	●	●	●	●	●	●	●	●	●	●	●	●	●	●	●	●	●	●	●	●	●	●	●
<b>Textured Paint Price Group 1</b>																									
<b>7041</b> Milk Textured	●	●	●	●	●	●	●	●	●	●	●	●	●	●	●	●	●	●	●	●	●	●	●	●	●
<b>7042</b> Shale Gray	●	●	●	●	●	●	●	●	●	●	●	●	●	●	●	●	●	●	●	●	●	●	●	●	●
<b>7043</b> Moss	●	●	●	●	●	●	●	●	●	●	●	●	●	●	●	●	●	●	●	●	●	●	●	●	●
<b>7207</b> Black ⊕	■	■	■	■	■	●	□	□	■	■	■	●	●	■	●	●	■	■	■	●	■	■	■	■	■
<b>7225</b> Sand	■	■	■	●	■	●	●	□	■	■	●	■	●	■	●	●	■	●	■	●	■	■	■	■	■
<b>7237</b> Slate	■	■	■	■	■	●	●	□	■	■	●	■	●	■	●	●	■	●	■	●	■	■	■	■	■
<b>7238</b> Fieldstone	■	■	■	●	■	●	●	□	■	■	●	■	●	■	●	●	■	●	■	■	■	■	■	■	■
<b>7239</b> Midnight	■	■	■	●	■	●	●	□	■	■	●	■	●	■	●	●	■	●	■	●	■	■	■	■	■
<b>7241</b> Arctic White ⊕	■	■	■	■	■	●	●	□	■	■	■	■	●	■	●	●	■	●	■	●	■	■	■	■	■
<b>7243</b> Seagull	■	■	■	■	■	●	●	□	■	■	●	■	●	■	●	●	■	●	■	●	●	□	■	■	■
<b>7250</b> Sterling Dark Solid	■	■	■	●	■	●	●	●	■	■	●	■	●	■	●	●	■	●	■	●	●	●	●	●	●
<b>7360</b> Merle ⊕	■	■	■	■	■	●	●	□	■	■	●	■	●	■	●	●	■	■	●	■	■	■	■	■	■
<b>Smooth Paint Price Group 2</b>																									
<b>0835</b> Black	■	■	■	●	■	■	□	■	■	■	●	■	■	■	■	●	●	●	●	■	●	■	■	■	■
<b>4604</b> Driftwood	●	●	●	●	■	●	●	●	■	■	●	●	●	●	●	●	●	●	●	●	●	●	●	●	●
<b>4700</b> Warm White	■	●	●	●	■	●	●	□	■	■	●	●	●	■	●	●	■	●	●	●	●	●	●	●	■
<b>Smooth Metallic Paint Price Group 2</b>																									
<b>4750</b> Champagne Metallic ⊕	■	■	■	●	■	●	●	■	■	■	●	■	●	■	■	●	■	■	■	■	■	■	■	■	■
<b>4798</b> Sterling Metallic ⊕	■	■	■	●	■	●	●	□	■	■	●	■	●	■	●	■	●	●	●	■	●	■	■	■	■
<b>4799</b> Platinum Metallic ⊕	■	■	■	■	■	□	□	■	■	■	■	■	■	■	■	■	■	■	■	■	■	■	■	■	■
<b>4803</b> Near Black Metallic ⊕	■	■	■	●	■	●	□	□	■	■	●	■	●	●	●	●	■	●	●	■	●	■	■	■	■

Availability  
Matrices

Tip: For the most up to date availability information, please visit [finishlibrary.steelcase.com](https://finishlibrary.steelcase.com).  
 Tip: Products that are missing from the matrix are not available with these surface materials.

Paint Matrix, continued

**Paint Matrix, continued**

**Legend**

- = Not available
- = Available
- = Available with exceptions
- ⊕ = This finish is part of the global surface materials palette. Geographical differences, by product line, may apply.
- ▶ See specification guide for details.

**Steelcase Systems & Caseworks**

	Answer	Bivi	Brody Desk	Campfire Screen	Campfire Paper Table	Campfire Skate Table	Divisio Side Screen	Duo	Elbrook	Flex	Flex Media Cart	FrameOne	Groupwork	High-Density Storage	Kick	media:scope	media:scope kiosk	media:scope mini and mobile	Migration Height-Adjustable Desks	Mobile Pedestal	Montage	Ology
<b>Architectural Paint Price Group 1</b>																						
<b>4843</b> Linen	●	●	●	●	●	●	●	●	●	●	●	●	●	●	●	●	■	●	●	●	●	
<b>4844</b> Glacier	●	●	●	●	●	●	●	●	●	●	●	●	●	●	●	●	■	●	●	●	●	
<b>4849</b> Vapor	●	●	●	●	●	●	●	●	●	●	●	●	●	●	●	●	■	●	●	●	●	
<b>4858</b> Seagull	●	●	●	●	●	●	●	●	●	●	●	●	●	●	●	●	●	●	●	●	●	
<b>7190</b> Platinum Solid	●	●	●	●	●	●	●	●	●	●	●	●	●	●	●	●	●	●	●	●	●	
<b>Worktools Finishes</b>																						
<b>ZW01</b> Pearl Snow	●	●	●	●	●	●	●	●	●	●	●	●	●	●	●	●	●	●	●	●	●	
<b>4231</b> Arctic White	●	●	□	●	●	●	●	●	●	●	●	●	●	●	●	●	●	●	●	●	●	
<b>4804</b> Light Steel Metallic	●	●	●	●	●	●	●	●	●	●	●	●	●	●	●	●	●	●	●	●	●	
<b>6029</b> Chalk	●	●	●	●	●	●	●	●	●	●	●	●	●	●	●	●	●	●	●	●	●	
<b>7018</b> Pewter	●	●	●	●	●	●	●	●	●	●	●	●	●	●	●	●	●	●	●	●	●	
<b>7270</b> Silverstone	●	●	●	●	●	●	●	●	●	●	●	●	●	●	●	●	●	●	●	●	●	
<b>4135</b> Black Matte	●	●	●	●	●	●	●	●	●	●	●	●	●	●	●	●	●	●	●	●	●	
<b>4142</b> Platinum Gloss	●	●	●	●	●	●	●	●	●	●	●	●	●	●	●	●	●	●	●	●	●	
<b>4143</b> White Matte	●	●	●	●	●	●	●	●	●	●	●	●	●	●	●	●	●	●	●	●	●	
<b>Metal and Accessory Paint</b>																						
<b>4140</b> Arctic White Gloss ⊕	●	□	●	●	■	■	●	●	■	■	■	□	●	●	●	□	□	■	●	●	●	
<b>4144</b> Black Gloss	●	□	●	●	●	●	●	●	■	■	■	□	●	●	●	●	●	●	●	●	●	
<b>4710</b> Low Gloss Black	●	●	□	●	●	●	●	●	■	■	■	●	□	●	●	□	●	●	●	□	●	
<b>803S</b> Stainless Steel	●	●	●	●	●	●	●	●	●	●	●	●	●	●	●	●	●	●	●	●	●	
<b>8042</b> Brushed Aluminum	●	●	●	●	●	●	●	●	●	●	●	●	●	●	●	●	●	●	●	●	●	
<b>8043</b> Clear Anodized Aluminum	●	●	●	●	●	●	●	●	●	●	□	●	●	●	●	●	●	■	●	●	■	
<b>8044</b> Black Anodized Aluminum	●	●	●	●	●	●	●	●	●	●	●	●	●	●	●	●	●	●	●	●	●	
<b>8046</b> Polished Aluminum	●	●	●	●	●	●	●	●	●	●	●	●	●	●	●	□	●	●	●	●	●	
<b>9200</b> Satin Chrome	●	●	●	●	●	●	●	●	●	●	●	●	●	●	●	●	●	●	●	●	●	
<b>9201</b> Polished Chrome	□	●	●	●	●	●	●	●	●	●	●	●	■	●	●	●	●	●	■	●	●	
<b>9211</b> Nickel	□	●	●	●	●	●	●	●	●	●	●	●	■	□	●	●	●	●	□	●	●	
<b>9212</b> Silver	□	●	●	●	●	●	●	●	●	●	●	●	■	●	●	●	●	●	□	●	●	
<b>9214</b> Antique Pewter	●	●	●	●	●	●	●	●	●	●	●	●	●	●	●	●	●	●	●	●	●	
<b>9230</b> Antique Bronze	●	●	●	●	●	●	●	●	●	●	●	●	●	●	●	●	●	●	●	●	●	
<b>9250</b> Ember Chrome	●	●	●	●	●	●	●	●	●	●	●	●	●	●	●	●	●	●	□	●	●	

Tip: For the most up to date availability information, please visit [finishlibrary.steelcase.com](http://finishlibrary.steelcase.com).  
 Tip: Products that are missing from the matrix are not available with these surface materials.

**Paint Matrix, continued**

**Legend**

- = Not available
- = Available
- = Available with exceptions
- ⊕ = This finish is part of the global surface materials palette. Geographical differences, by product line, may apply.
- ▶ See specification guide for details.

	Steelcase Systems & Casegoods													Steelcase Seating												
	Privacy Wall	Sarto Screens	ScapeSeries Tables	Simple Tables	Storage Products	TS Series Storage	Universal Privacy Modesty Screens	Universal Storage	Universal Worksurface Products	Verb Tables	V.I.A.	Wall Mount HAD	Work Tents—Overhead Tent	Work Tents—Pod Tent	Work Valet Lockers	Amia	Amia Air	B-Free Beam	B-Free Occasional Tables	B-Free Standing Height Tables	Brody 488 Series WorkLounge	cobi 434 Series				
<b>Architectural Paint Price Group 1</b>																										
<b>4843</b> Linen	□	●	●	●	●	●	●	●	●	●	□	●	●	●	●	●	●	●	●	●	●	●				
<b>4844</b> Glacier	□	●	●	●	●	●	●	●	●	●	□	●	●	●	●	●	●	●	●	●	●	●				
<b>4849</b> Vapor	□	●	●	●	●	●	●	●	●	●	□	●	●	●	●	●	●	●	●	●	●	●				
<b>4858</b> Seagull	□	●	●	●	●	●	●	●	●	●	□	●	●	●	●	●	●	●	●	●	●	●				
<b>7190</b> Platinum Solid	●	●	●	●	●	●	●	●	●	●	□	●	●	●	●	●	●	●	●	●	●	●				
<b>Worktools Finishes</b>																										
<b>ZW01</b> Pearl Snow	●	●	●	●	●	●	●	●	●	●	●	●	●	●	●	●	●	●	●	●	●	●				
<b>4231</b> Arctic White	●	●	●	●	●	●	●	●	●	●	●	●	●	●	●	●	●	●	●	●	□	●				
<b>4804</b> Light Steel Metallic	●	●	●	●	●	●	●	●	●	●	●	●	●	●	●	●	●	●	●	●	●	●				
<b>6029</b> Chalk	●	●	●	●	●	●	●	●	●	●	●	●	●	●	●	●	●	●	●	●	●	●				
<b>7018</b> Pewter	●	●	●	●	●	●	●	●	●	●	●	●	●	●	●	●	●	●	●	●	●	●				
<b>7270</b> Silverstone	●	●	●	●	●	●	●	●	●	●	●	●	●	●	●	●	●	●	●	●	●	●				
<b>4135</b> Black Matte	●	●	●	●	●	●	●	●	●	●	●	●	●	●	●	●	●	●	●	●	●	●				
<b>4142</b> Platinum Gloss	●	●	●	●	●	●	●	●	●	●	●	●	●	●	●	●	●	●	●	●	●	●				
<b>4143</b> White Matte	●	●	●	●	●	●	●	●	●	●	●	●	●	●	●	●	●	●	●	●	●	●				
<b>Metal and Accessory Paint</b>																										
<b>4140</b> Arctic White Gloss ⊕	●	●	□	■	□	●	●	■	□	●	●	●	■	■	■	●	●	●	■	■	●	■				
<b>4144</b> Black Gloss	●	●	●	●	□	●	●	■	□	●	●	●	■	■	■	●	●	●	■	■	●	●				
<b>4710</b> Low Gloss Black	□	●	●	●	●	●	●	●	●	●	■	●	■	■	■	●	●	●	●	●	□	●				
<b>803S</b> Stainless Steel	●	●	□	●	●	●	●	●	●	●	●	●	●	●	●	●	●	●	●	●	●	●				
<b>8042</b> Brushed Aluminum	●	●	●	●	●	●	●	●	□	●	●	●	●	●	●	●	●	●	●	●	●	●				
<b>8043</b> Clear Anodized Aluminum	□	●	●	●	●	●	●	●	□	●	□	●	●	●	●	●	●	●	●	●	●	●				
<b>8044</b> Black Anodized Aluminum	●	●	●	●	●	●	●	●	●	●	●	●	●	●	●	●	●	●	●	●	●	●				
<b>8046</b> Polished Aluminum	●	●	●	●	●	●	●	●	□	●	●	●	●	●	●	□	□	●	●	●	●	●				
<b>9200</b> Satin Chrome	□	●	●	●	●	●	●	●	●	□	●	●	●	●	●	●	●	●	●	●	●	●				
<b>9201</b> Polished Chrome	□	●	●	●	■	■	●	●	□	●	□	●	●	●	■	●	●	●	●	●	●	●				
<b>9211</b> Nickel	●	●	●	●	□	■	●	●	●	●	●	●	●	●	■	●	●	●	●	●	●	●				
<b>9212</b> Silver	●	●	●	●	□	■	●	●	●	●	●	●	●	●	■	●	●	●	●	●	●	●				
<b>9214</b> Antique Pewter	●	●	●	●	●	●	●	●	●	●	●	●	●	●	●	●	●	●	●	●	●	●				
<b>9230</b> Antique Bronze	●	●	●	●	●	●	●	●	●	●	●	●	●	●	●	●	●	●	●	●	●	●				
<b>9250</b> Ember Chrome	□	●	●	●	□	●	●	●	●	●	●	●	●	●	■	●	●	●	●	●	●	●				

Tip: For the most up to date availability information, please visit [finishlibrary.steelcase.com](http://finishlibrary.steelcase.com).  
 Tip: Products that are missing from the matrix are not available with these surface materials.

**Paint Matrix, continued**

**Legend**

- = Not available
- = Available
- = Available with exceptions
- ⊕ = This finish is part of the global surface materials palette. Geographical differences, by product line, may apply.
- ▶ See specification guide for details.

	Steelcase Seating cont.																							
	Gesture 442 Series	i2i 416 Series	Jenny Lounge	Jenny Tablet Arm	Kart	Leap 462 Series	Max-Stacker III 477 Series	Move 490 Series	Node 480 Series	Nooi by Wiesner Hager	Player 475 Series	QiVi 428 Series	Reply	Scoop	Shortcut	SILQ 418 Series	Simple Seating	Steelcase Series 1	Steelcase Series 2	Tenor	Think 465, UPH Back	Think 465, 3D Knit Back	Umami	
<b>Architectural Paint Price Group 1</b>																								
<b>4843</b> Linen	●	●	●	●	●	●	●	●	●	●	●	●	●	●	●	●	●	●	●	●	●	●	●	●
<b>4844</b> Glacier	●	●	●	●	●	●	●	●	●	●	●	●	●	●	●	●	●	●	●	●	●	●	●	●
<b>4849</b> Vapor	●	●	●	●	●	●	●	●	●	●	●	●	●	●	●	●	●	●	●	●	●	●	●	●
<b>4858</b> Seagull	●	●	●	●	●	●	●	●	●	●	●	●	●	●	●	●	●	●	●	●	●	●	●	●
<b>7190</b> Platinum Solid	●	●	●	●	●	●	●	●	●	●	●	●	●	●	●	●	●	●	●	●	●	●	●	●
<b>Worktools Finishes</b>																								
<b>ZW01</b> Pearl Snow	●	●	●	●	●	●	●	●	●	●	●	●	●	●	●	●	●	●	●	●	●	●	●	●
<b>4231</b> Arctic White	●	●	●	●	●	●	●	●	●	●	●	●	●	●	●	●	●	●	●	●	●	●	●	●
<b>4804</b> Light Steel Metallic	●	●	●	●	●	●	●	●	●	●	●	●	●	●	●	●	●	●	●	●	●	●	●	●
<b>6029</b> Chalk	●	●	●	●	●	●	●	●	●	●	●	●	●	●	●	●	●	●	●	●	●	●	●	●
<b>7018</b> Pewter	●	●	●	●	●	●	●	●	●	●	●	●	●	●	●	●	●	●	●	●	●	●	●	●
<b>7270</b> Silverstone	●	●	●	●	●	●	●	●	●	●	●	●	●	●	●	●	●	●	●	●	●	●	●	●
<b>4135</b> Black Matte	●	●	●	●	●	●	●	●	●	●	●	●	●	●	●	●	●	●	●	●	●	●	●	●
<b>4142</b> Platinum Gloss	●	●	●	●	●	●	●	●	●	●	●	●	●	●	●	●	●	●	●	●	●	●	●	●
<b>4143</b> White Matte	●	●	●	●	●	●	●	●	●	●	●	●	●	●	●	●	●	●	●	●	●	●	●	●
<b>Metal and Accessory Paint</b>																								
<b>4140</b> Arctic White Gloss ⊕	●	●	●	●	●	●	●	□	●	●	●	●	●	●	●	●	●	●	●	●	●	●	●	●
<b>4144</b> Black Gloss	●	●	●	□	●	●	●	●	●	●	●	●	●	●	●	□	●	●	●	●	●	●	□	●
<b>4710</b> Low Gloss Black	●	●	●	●	●	●	●	●	●	●	●	●	●	●	●	●	●	●	●	●	●	●	●	●
<b>803S</b> Stainless Steel	●	●	●	●	●	●	●	●	●	●	●	●	●	●	●	●	●	●	●	●	●	●	●	●
<b>8042</b> Brushed Aluminum	●	●	●	●	●	●	●	●	●	●	●	●	●	●	●	●	●	●	●	●	●	●	●	●
<b>8043</b> Clear Anodized Aluminum	●	●	●	●	●	●	●	●	●	●	●	●	●	●	●	●	●	●	●	●	●	●	●	●
<b>8044</b> Black Anodized Aluminum	●	●	●	●	●	●	●	●	●	●	●	●	●	●	●	●	●	●	●	●	●	●	●	●
<b>8046</b> Polished Aluminum	■	■	●	□	■	■	●	■	□	■	□	■	●	□	■	■	■	■	■	■	■	■	■	■
<b>9200</b> Satin Chrome	●	●	●	●	●	●	●	●	●	●	●	●	●	●	●	●	●	●	●	●	●	●	●	●
<b>9201</b> Polished Chrome	●	●	●	□	●	■	●	■	□	●	●	●	●	●	●	●	●	●	●	●	●	●	●	●
<b>9211</b> Nickel	●	●	●	●	●	●	●	●	●	●	●	●	●	●	●	●	●	●	●	●	●	●	●	●
<b>9212</b> Silver	●	●	●	●	●	●	●	●	●	●	●	●	●	●	●	●	●	●	●	●	●	●	●	●
<b>9214</b> Antique Pewter	●	●	●	●	●	●	●	●	●	●	●	●	●	●	●	●	●	●	●	●	●	●	●	●
<b>9230</b> Antique Bronze	●	●	●	●	●	●	●	●	●	●	●	●	●	●	●	●	●	●	●	●	●	●	●	●
<b>9250</b> Ember Chrome	●	●	●	●	●	●	●	●	●	●	●	●	●	●	●	●	●	●	●	●	●	●	●	●

Tip: For the most up to date availability information, please visit [finishlibrary.steelcase.com](http://finishlibrary.steelcase.com).  
 Tip: Products that are missing from the matrix are not available with these surface materials.

**Paint Matrix, continued**

**Legend**

- = Not available
- = Available
- = Available with exceptions
- ⊕ = This finish is part of the global surface materials palette. Geographical differences, by product line, may apply.
- ▶ See specification guide for details.

	Steelcase Wood Furniture										Worktools					Steelcase Health									
	Aisia	Baseline Tables	Baseline Bench Seating	Campfire Big Table	Convene	Currency Enhanced	Elective Elements	Mackinac	Verlay Tables	Victor2	Campfire Big Lamp	Computer Support Tools	Lighting	Organizational Worktools	Slatwall Screens and Mounting Brackets	Apprise	Aspekt	Cura	Embold	Leela	Regard	Sorrel	Surround		
<b>Architectural Paint Price Group 1</b>																									
<b>4843</b> Linen	●	●	●	●	●	●	●	■	■	●	●	●	●	●	●	●	●	●	●	●	●	●	●		
<b>4844</b> Glacier	●	●	●	●	●	●	●	■	■	●	●	●	●	●	●	●	●	●	●	●	●	●	●		
<b>4849</b> Vapor	●	●	●	●	●	●	●	■	■	●	●	●	●	●	●	●	●	●	●	●	●	●	●		
<b>4858</b> Seagull	●	●	●	●	●	●	●	■	■	●	●	●	●	●	●	●	●	●	■	●	■	■	●		
<b>7190</b> Platinum Solid	●	●	●	●	●	●	●	■	■	●	●	●	●	●	●	■	●	●	●	●	●	●	●		
<b>Worktools Finishes</b>																									
<b>ZW01</b> Pearl Snow	●	●	●	●	●	●	●	●	●	●	●	■	●	●	●	●	●	●	●	●	●	●	●		
<b>4231</b> Arctic White	■	●	●	●	●	●	■	●	●	●	●	■	■	■	●	●	●	●	●	●	●	●	●		
<b>4804</b> Light Steel Metallic	●	●	●	●	●	●	●	●	●	●	●	■	●	●	●	●	●	●	●	●	●	●	●		
<b>6029</b> Chalk	●	●	●	●	●	●	●	●	●	●	●	■	●	●	●	●	●	●	●	●	●	●	●		
<b>7018</b> Pewter	●	●	●	●	●	●	●	●	●	●	●	■	■	■	●	●	●	●	●	●	●	●	●		
<b>7270</b> Silverstone	●	●	●	●	●	●	●	●	●	●	●	●	■	●	●	●	●	●	●	●	●	●	●		
<b>4135</b> Black Matte	●	●	●	●	●	●	●	●	●	●	●	●	■	●	●	●	●	●	●	●	●	●	●		
<b>4142</b> Platinum Gloss	●	●	●	●	●	●	●	●	●	●	●	●	■	●	●	●	●	●	●	●	●	●	●		
<b>4143</b> White Matte	●	●	●	●	●	●	●	●	●	●	●	●	■	●	●	●	●	●	●	●	●	●	●		
<b>Metal and Accessory Paint</b>																									
<b>4140</b> Arctic White Gloss ⊕	●	■	■	●	■	●	□	■	■	●	■	●	●	●	●	■	●	●	■	●	■	■	●		
<b>4144</b> Black Gloss	●	■	■	●	●	●	□	■	■	●	●	●	●	●	●	■	●	●	●	●	●	●	●		
<b>4710</b> Low Gloss Black	□	●	●	●	●	●	□	■	■	●	●	■	■	●	●	■	●	●	●	●	●	●	●		
<b>803S</b> Stainless Steel	●	●	●	●	●	●	●	●	●	●	●	●	●	●	●	●	●	●	●	●	●	●	●		
<b>8042</b> Brushed Aluminum	●	●	●	●	□	●	●	●	●	●	●	●	●	●	●	●	●	●	●	●	●	●	●		
<b>8043</b> Clear Anodized Aluminum	■	●	●	●	●	●	□	●	●	●	●	●	●	●	●	●	●	●	●	●	●	●	●		
<b>8044</b> Black Anodized Aluminum	●	●	●	●	●	●	□	●	●	●	●	●	●	●	●	●	●	●	●	●	●	●	●		
<b>8046</b> Polished Aluminum	●	●	●	●	□	●	■	■	●	●	●	●	●	●	●	●	■	■	■	■	■	■	■		
<b>9200</b> Satin Chrome	●	●	●	●	●	●	●	●	●	●	●	●	●	●	●	●	●	●	●	●	●	●	●		
<b>9201</b> Polished Chrome	■	●	●	●	□	□	■	■	●	●	●	●	●	●	●	●	●	●	●	●	●	●	●		
<b>9211</b> Nickel	■	●	●	●	□	□	■	●	●	●	●	●	●	●	●	●	●	●	●	●	●	●	●		
<b>9212</b> Silver	■	●	●	●	□	□	●	●	●	●	●	●	●	●	●	●	●	●	●	●	●	●	●		
<b>9214</b> Antique Pewter	●	●	●	●	●	●	●	●	●	●	●	●	●	●	●	●	●	●	●	●	●	●	●		
<b>9230</b> Antique Bronze	●	●	●	●	●	●	●	●	●	●	●	●	●	●	●	●	●	●	●	●	●	●	●		
<b>9250</b> Ember Chrome	□	●	●	●	□	□	■	■	●	●	●	●	●	●	●	●	●	●	●	●	●	●	●		

Tip: For the most up to date availability information, please visit [finishlibrary.steelcase.com](http://finishlibrary.steelcase.com).  
 Tip: Products that are missing from the matrix are not available with these surface materials.

# Accent and Lux Paint Matrix

## Accent and Lux Paint Matrix

### Legend

- = Not available
- = Available
- = Available with exceptions
- ⊕ = This finish is part of the global surface materials palette. Geographical differences, by product line, may apply.
- ▶ See specification guide for details.

	Steelcase Systems and Casegoods																					
	Answer	Bivi	Brody Desk	Campfire Big Table	Campfire Paper Table	Campfire Screen	Campfire Skate Table	Divisio Side Screen	Duo	Elbrook	Flex	Flex Media Cart	FrameOne	Groupwork	High-Density Storage	Kick	media:scape	media:scape kiosk	media:scape mini and mobile	Migration Height-Adjustable Desks	Montage	
<b>Custom Surfaces—PerfectMatch Paint</b> Price Group 3																						
PerfectMatch Paint	□	□	■	•	•	•	■	•	■	■	■	■	□	□	■	•	□	□	□	•	•	■
<b>Accent Paint</b> Price Group 3																						
<b>1ATG</b> Rose Quartz ⊕	□	□	□	•	•	•	■	•	■	■	■	■	□	□	■	•	□	□	□	•	•	■
<b>4AV3</b> Blue Jay ⊕	□	□	□	•	•	•	■	•	■	■	■	■	□	□	■	•	□	□	□	•	•	■
<b>4AV4</b> Baltic	□	□	□	•	•	•	■	•	■	■	■	■	□	□	■	•	□	□	□	•	•	■
<b>4AX1</b> Citron ⊕	□	□	□	•	•	•	■	•	■	■	■	■	□	□	■	•	□	□	□	•	•	■
<b>4AY2</b> Chili	□	□	□	•	•	•	■	•	■	■	■	■	□	□	■	•	□	□	□	•	•	■
<b>4AZ5</b> Marlin	□	□	□	•	•	•	■	•	■	■	■	■	□	□	■	•	□	□	□	•	•	■
<b>4CL1</b> Dark Olivine	□	□	□	•	•	•	■	•	■	■	■	■	□	□	■	•	□	□	□	•	•	■
<b>4CL2</b> Ice Blue	□	□	□	•	•	•	■	•	■	■	■	■	□	□	■	•	□	□	□	•	•	■
<b>4CL3</b> Aura	□	□	□	•	•	•	■	•	■	■	■	■	□	□	■	•	□	□	□	•	•	■
<b>4CL4</b> Sea Glass	□	□	□	•	•	•	■	•	■	■	■	■	□	□	■	•	□	□	□	•	•	■
<b>4CL5</b> Light Matcha	□	□	□	•	•	•	■	•	■	■	■	■	□	□	■	•	□	□	□	•	•	■
<b>4CL6</b> Terra	□	□	□	•	•	•	■	•	■	■	■	■	□	□	■	•	□	□	□	•	•	■
<b>4CL7</b> Sandstone	□	□	□	•	•	•	■	•	■	■	■	■	□	□	■	•	□	□	□	•	•	■
<b>4CL8</b> Smokey Plum	□	□	□	•	•	•	■	•	■	■	■	■	□	□	■	•	□	□	□	•	•	■
<b>4CZ5</b> Honey ⊕	□	□	□	•	•	•	■	•	■	■	■	■	□	□	■	•	□	□	□	•	•	■
<b>4CZ6</b> Lagoon ⊕	□	□	□	•	•	•	■	•	■	■	■	■	□	□	■	•	□	□	□	•	•	■
<b>Coatings</b> Price Group 3																						
<b>1ATT</b> Cast Shadow**	•	•	•	•	•	•	•	•	•	•	■	■	■	□	•	•	■	•	•	•	•	•

*Tip: For the most up to date availability information, please visit [finishlibrary.steelcase.com](https://finishlibrary.steelcase.com).*  
*Tip: Products that are missing from the matrix are not available with these surface materials.*  
 \*PerfectMatch paint is a program that allows you to create your own color on Steelcase painted products.  
 \*\*1ATT Cast Shadow is a subtly tinted clear-coat that allows for color range, variability, and uniqueness across parts and products. Weld marks, fingerprints, anodized streaks—and even color haze or shift—should be expected and celebrated. To ensure a full understanding of these variations, a sign-off is required and is available through the Finish Library.  
 ▶ See page 159 for additional information.

**Accent and Lux Paint Matrix, continued**

**Legend**

- = Not available
- = Available
- = Available with exceptions
- ⊕ = This finish is part of the global surface materials palette. Geographical differences, by product line, may apply.
- ▶ See specification guide for details.

	Steelcase Systems and Casegoods, cont.										Steelcase Seating									
	Ology	Privacy Wall	ScapeSeries Tables	Simple Tables	Storage Products	TS Series	Universal Worksurface Products	Verb Tables	V.I.A.	Work Valet Lockers	B-Free Beam	B-Free Standing Height Tables	B-Free Occasional Tables	Brody 488 Series WorkLounge	cobi 434 Series	Gesture 442 Series	i2i 416 Series			
<b>Custom Surfaces—PerfectMatch Paint</b> Price Group 3																				
PerfectMatch Paint	●	□	●	■	□	□	□	■	□	●	■	■	■	●	●	●	●			
<b>Accent Paint</b> Price Group 3																				
1ATG Rose Quartz ⊕	●	□	●	■	□	□	□	■	■	■	■	■	■	●	●	●	●			
4AV3 Blue Jay ⊕	●	□	●	■	□	□	□	■	●	■	■	■	■	●	●	●	●			
4AV4 Baltic	●	□	●	■	□	□	□	■	■	■	■	■	■	●	●	●	●			
4AX1 Citron ⊕	●	□	●	■	□	□	□	■	●	■	■	■	■	●	●	●	●			
4AY2 Chili	●	□	●	■	□	□	□	■	●	■	■	■	■	●	●	●	●			
4AZ5 Marlin	●	□	●	■	□	□	□	■	●	■	■	■	■	●	●	●	●			
4CL1 Dark Olivine	●	■	●	■	□	□	□	■	●	■	■	●	■	●	●	●	●			
4CL2 Ice Blue	●	■	●	■	□	□	□	■	●	■	■	●	■	●	●	●	●			
4CL3 Aura	●	■	●	■	□	□	□	■	●	■	■	●	■	●	●	●	●			
4CL4 Sea Glass	●	■	●	■	□	□	□	■	●	■	■	●	■	●	●	●	●			
4CL5 Light Matcha	●	■	●	■	□	□	□	■	●	■	■	●	■	●	●	●	●			
4CL6 Terra	●	■	●	■	□	□	□	■	●	■	■	●	■	●	●	●	●			
4CL7 Sandstone	●	■	●	■	□	□	□	■	●	●	■	■	■	●	●	●	●			
4CL8 Smokey Plum	●	■	●	■	□	□	□	■	●	●	■	■	■	●	●	●	●			
4CZ5 Honey ⊕	●	□	●	■	□	□	□	■	●	■	■	■	■	●	●	●	●			
4CZ6 Lagoon ⊕	●	□	●	■	□	□	□	■	●	■	■	■	■	●	●	●	●			
<b>Coatings</b> Price Group 3																				
1ATT Cast Shadow**	●	□	●	■	□	●	●	●	■	●	●	●	●	●	●	●	●			

Tip: For the most up to date availability information, please visit [finishlibrary.steelcase.com](http://finishlibrary.steelcase.com).  
 Tip: Products that are missing from the matrix are not available with these surface materials.  
 \*PerfectMatch paint is a program that allows you to create your own color on Steelcase painted products.  
 \*\*1ATT Cast Shadow is a subtly tinted clear-coat that allows for color range, variability, and uniqueness across parts and products. Weld marks, fingerprints, anodized streaks—and even color haze or shift—should be expected and celebrated. To ensure a full understanding of these variations, a sign-off is required and is available through the Finish Library.  
 ▶ See page 159 for additional information.

Accent and Lux Paint Matrix, continued

Accent and Lux Paint Matrix, continued

Legend

- = Not available
- = Available
- = Available with exceptions
- ⊕ = This finish is part of the global surface materials palette. Geographical differences, by product line, may apply.
- ▶ See specification guide for details.

		Steelcase Seating																		
		Jenny Tablet Arm	Karman	Kart	Leap 462 Series	Max-Stacker III 477 Series	Mobile Pedestal Cap	Move 490 Series	Node 480 Series	Nool by Wiesner Hager	Player 475 Series	QIVI 428 Series	Scoop	Shortcut	SILQ 418 Series	Simple Seating	Tenor	465 Think, Uph Back	465 Think, 3D Knit Back	Umami
<b>Custom Surfaces—PerfectMatch Paint</b> Price Group 3																				
PerfectMatch Paint		●	●	■	●	●	●	●	●	●	●	●	■	□	●	●	■	●	●	■
<b>Accent Paint</b> Price Group 3																				
1ATG Rose Quartz ⊕		●	●	■	●	●	●	□	●	●	●	■	□	●	●	■	●	●	■	
4AV3 Blue Jay ⊕		●	●	■	●	●	●	□	●	●	●	■	□	●	●	■	●	●	■	
4AV4 Baltic		●	●	■	●	●	●	□	●	●	●	■	□	●	●	■	●	●	■	
4AX1 Citron ⊕		●	●	■	●	●	●	□	●	●	●	■	□	●	●	■	●	●	■	
4AY2 Chili		●	●	■	●	●	●	□	●	●	●	■	□	●	●	■	●	●	■	
4AZ5 Marlin		●	●	■	●	●	●	□	●	●	●	■	□	●	●	■	●	●	■	
4CL1 Dark Olivine		●	●	■	●	●	●	□	●	●	●	■	□	●	●	■	●	●	■	
4CL2 Ice Blue		●	●	■	●	●	●	□	●	●	●	■	□	●	●	■	●	●	■	
4CL3 Aura		●	●	■	●	●	●	□	●	●	●	■	□	●	●	■	●	●	■	
4CL4 Sea Glass		●	●	■	●	●	●	□	●	●	●	■	□	●	●	■	●	●	■	
4CL5 Light Matcha		●	●	■	●	●	●	□	●	●	●	■	□	●	●	■	●	●	■	
4CL6 Terra		●	●	■	●	●	●	□	●	●	●	■	□	●	●	■	●	●	■	
4CL7 Sandstone		●	●	■	●	●	●	□	●	●	●	■	□	●	●	■	●	●	■	
4CL8 Smokey Plum		●	●	■	●	●	●	□	●	●	●	■	□	●	●	■	●	●	■	
4CZ5 Honey ⊕		●	●	■	●	●	●	□	●	●	●	■	□	●	●	■	●	●	■	
4CZ6 Lagoon ⊕		●	●	■	●	●	●	□	●	●	●	■	□	●	●	■	●	●	■	
<b>Coatings</b> Price Group 3																				
1ATT Cast Shadow**		●	●	●	●	●	●	●	●	●	●	■	●	●	●	●	●	●	●	■

Tip: For the most up to date availability information, please visit [finishlibrary.steelcase.com](http://finishlibrary.steelcase.com).

Tip: Products that are missing from the matrix are not available with these surface materials.

\*PerfectMatch paint is a program that allows you to create your own color on Steelcase painted products.

\*\*1ATT Cast Shadow is a subtly tinted clear-coat that allows for color range, variability, and uniqueness across parts and products. Weld marks, fingerprints, anodized streaks—and even color haze or shift—should be expected and celebrated. To ensure a full understanding of these variations, a sign-off is required and is available through the Finish Library.

▶ See page 159 for additional information.

**Accent and Lux Paint Matrix, continued**

**Legend**

- = Not available
- = Available
- = Available with exceptions
- ⊕ = This finish is part of the global surface materials palette. Geographical differences, by product line, may apply.
- ▶ See specification guide for details.

	Steelcase Wood Furniture										Worktools					Steelcase Health									
	Aisla	Baseline Bench Seating	Baseline Tables	Campfire Slim Table	Convence	Currency	Elective Elements	Mackinac	Verlay Tables	Victor2	Campfire Big Lamp	Computer Support Tools	Lighting	Organizational Worktools	Slatwall Screens and Mounting Brackets	Apprise	Aspekt	Cura	Embold	Leela	Regard	Sorrel	Surround		
<b>Custom Surfaces—PerfectMatch Paint</b> Price Group 3																									
PerfectMatch Paint	■	■	■	■	●	●	●	■	■	●	■	●	□	●	●	■	●	●	●	●	●	●	●		
<b>Accent Paint</b> Price Group 3																									
<b>1ATG</b> Rose Quartz ⊕	■	■	■	■	●	■	●	■	■	●	■	●	□	●	●	■	●	●	●	●	●	●	●		
<b>4AV3</b> Blue Jay ⊕	■	■	■	■	●	■	●	■	■	●	■	●	□	●	●	■	●	●	●	●	●	●	●		
<b>4AV4</b> Baltic	■	■	■	■	●	■	●	■	■	●	■	●	□	●	●	■	●	●	●	●	●	●	●		
<b>4AX1</b> Citron ⊕	■	■	■	■	●	■	●	■	■	●	■	●	□	●	●	■	●	●	●	●	●	●	●		
<b>4AY2</b> Chili	■	■	■	■	●	■	●	■	■	●	■	●	□	●	●	■	●	●	●	●	●	●	●		
<b>4AZ5</b> Marlin	■	■	■	■	●	■	●	■	■	●	■	●	□	●	●	■	●	●	●	●	●	●	●		
<b>4CL1</b> Dark Olivine	■	■	●	■	●	■	●	■	■	●	■	●	□	●	●	■	●	●	●	●	●	●	●		
<b>4CL2</b> Ice Blue	■	■	●	■	●	■	●	■	■	●	■	●	□	●	●	■	●	●	●	●	●	●	●		
<b>4CL3</b> Aura	■	■	●	■	●	■	●	■	■	●	■	●	□	●	●	■	●	●	●	●	●	●	●		
<b>4CL4</b> Sea Glass	■	■	●	■	●	■	●	■	■	●	■	●	□	●	●	■	●	●	●	●	●	●	●		
<b>4CL5</b> Light Matcha	■	■	●	■	●	■	●	■	■	●	■	●	□	●	●	■	●	●	●	●	●	●	●		
<b>4CL6</b> Terra	■	■	●	■	●	■	●	■	■	●	■	●	□	●	●	■	●	●	●	●	●	●	●		
<b>4CL7</b> Sandstone	■	■	■	■	●	■	●	■	■	●	■	●	□	●	●	■	●	●	●	●	●	●	●		
<b>4CL8</b> Smokey Plum	■	■	■	■	●	■	●	■	■	●	■	●	□	●	●	■	●	●	●	●	●	●	●		
<b>4CZ5</b> Honey ⊕	■	■	■	■	●	■	●	■	■	●	■	●	□	●	●	■	●	●	●	●	●	●	●		
<b>4CZ6</b> Lagoon ⊕	■	■	■	■	●	■	●	■	■	●	■	●	□	●	●	■	●	●	●	●	●	●	●		
<b>Coatings</b> Price Group 3																									
<b>1ATT</b> Cast Shadow**	■	●	●	●	●	■	●	■	●	●	●	●	●	●	●	●	●	●	●	●	●	●	■		

*Tip: For the most up to date availability information, please visit [finishlibrary.steelcase.com](http://finishlibrary.steelcase.com).*  
*Tip: Products that are missing from the matrix are not available with these surface materials.*  
 \*PerfectMatch paint is a program that allows you to create your own color on Steelcase painted products.  
 \*\*1ATT Cast Shadow is a subtly tinted clear-coat that allows for color range, variability, and uniqueness across parts and products. Weld marks, fingerprints, anodized streaks—and even color haze or shift—should be expected and celebrated. To ensure a full understanding of these variations, a sign-off is required and is available through the Finish Library.  
 ▶ See page 159 for additional information.

Accent and Lux Paint Matrix, continued

**Accent and Lux Paint Matrix, continued**

**Legend**

- = Not available
- = Available
- = Available with exceptions
- ⊕ = This finish is part of the global surface materials palette. Geographical differences, by product line, may apply.
- ▶ See specification guide for details.

	Steelcase Systems and Casegoods																				
	Answer	Bivi	Brody Desk	Campfire Big Table	Campfire Paper Table	Campfire Screen	Campfire Skate Table	Divisio Side Screen	Duo	Elbrook	Flex	Flex Media Cart	FrameOne	Groupwork	High-Density Storage	Kick	media:scape	media:scape kiosk	media:scape mini and mobile	Migration Height-Adjustable Desks	Montage
<b>Lux Coatings</b> Price Group 3																					
<b>4B20</b> Obsidian ⊕	□	□	□	●	●	●	■	●	●	■	■	■	■	■	●	●	●	●	●	●	■
<b>4B22</b> Matte Brass ⊕	□	□	□	●	●	●	■	●	●	■	■	■	■	■	●	●	●	●	●	●	■
<b>4B23</b> Burnished Bronze ⊕	□	□	□	●	●	●	■	●	●	■	■	■	■	■	●	●	●	●	●	●	■
<b>4B24</b> Night Bronze ⊕	□	□	●	●	●	●	■	●	●	■	■	■	■	■	●	●	●	●	●	●	■
<b>4B25</b> Matte Copper ⊕	□	□	●	●	●	●	■	●	●	■	■	■	■	■	●	●	●	●	●	●	■
<b>4B26</b> Smoke Mica	□	□	●	●	●	●	■	●	●	■	■	■	■	■	●	●	●	●	●	●	■
<b>4B29</b> Cast Iron	□	□	●	●	●	●	■	●	●	■	■	■	■	■	●	●	●	●	●	●	■

Tip: For the most up to date availability information, please visit [finishlibrary.steelcase.com](http://finishlibrary.steelcase.com).  
 Tip: Products that are missing from the matrix are not available with these surface materials.

**Accent and Lux Paint Matrix, continued**

**Legend**

- = Not available
- = Available
- = Available with exceptions
- ⊕ = This finish is part of the global surface materials palette. Geographical differences, by product line, may apply.
- ▶ See specification guide for details.

Lux Coatings Price Group 3	Steelcase Systems and Casegoods, cont.										Steelcase Seating							
	Ology	Privacy Wall	ScapeSeries Tables	Simple Tables	Storage Products	TS Series	Universal Storage	Universal Worksurface Products	Verb Tables	V.I.A.	Work Valet Lockers	B-Free Beam	B-Free Standing Height Tables	B-Free Occasional Tables	Brody 488 Series WorkLounge	cobi 434 Series	Gesture 442 Series	i2i 416 Series
<b>4B20</b> Obsidian ⊕	●	●	●	●	■	□	■	■	●	●	■	■	■	■	□	●	●	●
<b>4B22</b> Matte Brass ⊕	●	□	●	●	■	□	■	■	●	■	■	■	■	■	□	●	●	●
<b>4B23</b> Burnished Bronze ⊕	●	□	●	●	■	□	■	■	●	■	■	■	■	■	□	●	●	●
<b>4B24</b> Night Bronze ⊕	●	□	●	●	■	□	■	■	●	■	■	■	■	■	●	●	●	●
<b>4B25</b> Matte Copper ⊕	●	□	●	●	■	□	■	■	●	■	■	■	■	■	●	●	●	●
<b>4B26</b> Smoke Mica	●	□	●	●	■	□	■	■	●	■	■	■	■	■	●	●	●	●
<b>4B29</b> Cast Iron	●	□	●	●	■	□	■	■	●	■	■	■	■	■	●	●	●	●

Tip: For the most up to date availability information, please visit [finishlibrary.steelcase.com](http://finishlibrary.steelcase.com).  
 Tip: Products that are missing from the matrix are not available with these surface materials.

Accent and Lux Paint Matrix, continued

**Accent and Lux Paint Matrix, continued**

**Legend**

- = Not available
- = Available
- = Available with exceptions
- ⊕ = This finish is part of the global surface materials palette. Geographical differences, by product line, may apply.
- ▶ See specification guide for details.

	Steelcase Seating, cont.																		
	Jenny Tablet Arm	Karman	Kart	Leap 462 Series	Max-Stacker III 477 Series	Mobile Pedestal Cap	Move 490 Series	Node 480 Series	Nooi by Wiesner Hager	Player 475 Series	QIVI 428 Series	Scoop	Shortcut	SILQ 418 Series	Simple Seating	Tenor	465 Think, Uph Back	465 Think, 3D Knit Back	Umami
<b>Lux Coatings Price Group 3</b>																			
<b>4B20</b> Obsidian ⊕	●	■	●	●	■	●	■	□	●	●	□	■	□	□	●	■	■	■	■
<b>4B22</b> Matte Brass ⊕	●	■	●	●	■	●	■	□	●	●	□	■	□	□	●	■	■	■	■
<b>4B23</b> Burnished Bronze ⊕	●	■	●	●	■	●	■	□	●	●	□	■	□	□	●	■	■	■	■
<b>4B24</b> Night Bronze ⊕	●	■	●	●	■	●	■	□	●	●	□	■	□	□	●	■	■	■	■
<b>4B25</b> Matte Copper ⊕	●	■	●	●	■	●	■	□	●	●	□	■	□	□	●	■	■	■	■
<b>4B26</b> Smoke Mica	●	■	●	●	■	●	■	□	●	●	□	■	□	□	●	●	■	■	■
<b>4B29</b> Cast Iron	●	■	●	●	■	●	■	□	●	●	□	■	□	□	●	●	■	■	■

*Tip: For the most up to date availability information, please visit [finishlibrary.steelcase.com](https://finishlibrary.steelcase.com).  
 Tip: Products that are missing from the matrix are not available with these surface materials.*

**Accent and Lux Paint Matrix, continued**

**Legend**

- = Not available
- = Available
- = Available with exceptions
- ⊕ = This finish is part of the global surface materials palette. Geographical differences, by product line, may apply.
- ▶ See specification guide for details.

	Steelcase Wood Furniture								Worktools					Steelcase Health										
	Aisla	Baseline Bench Seating	Baseline Tables	Campfire Slim Table	Convене	Currency	Elective Elements	Mackinac	Verlay Tables	Victor2	Campfire Big Lamp	Computer Support Tools	Lighting	Organizational Worktools	Slatwall Screens and Mounting Brackets	Apprise	Aspekt	Cura	Embold	Leela	Regard	Sorrel	Surround	
<b>Lux Coatings</b> Price Group 3																								
<b>4B20</b> Obsidian ⊕	■	□	□	■	●	■	●	■	■	●	■	●	●	●	●	■	●	●	■	●	■	■	■	■
<b>4B22</b> Matte Brass ⊕	■	□	□	■	●	■	●	■	■	●	■	●	●	●	●	■	●	●	■	●	■	■	■	■
<b>4B23</b> Burnished Bronze ⊕	■	□	□	■	●	■	●	■	■	●	■	●	●	●	●	■	●	●	■	●	■	■	■	■
<b>4B24</b> Night Bronze ⊕	■	□	□	■	●	■	●	■	■	●	■	●	●	●	●	■	●	●	■	●	■	■	■	■
<b>4B25</b> Matte Copper ⊕	■	□	□	■	●	■	●	■	■	●	■	●	●	●	●	■	●	●	■	●	■	■	■	■
<b>4B26</b> Smoke Mica	■	□	□	■	●	■	●	■	■	●	■	●	●	●	●	■	●	●	■	●	■	■	■	■
<b>4B29</b> Cast Iron	■	□	□	■	●	■	●	■	■	●	■	●	●	●	●	■	●	●	■	●	■	■	■	■

Tip: For the most up to date availability information, please visit [finishlibrary.steelcase.com](http://finishlibrary.steelcase.com).  
 Tip: Products that are missing from the matrix are not available with these surface materials.

# Laminate Matrix

## High-Pressure and Low-Pressure Laminate

### Legend

- = Not available
- = Available
- = Available with exceptions
- Ⓢ = Excluded
- ⊕ = This finish is part of the global surface materials palette. Geographical differences, by product line, may apply.

### Steelcase Systems & Casegoods

	Answer	Bivi	Bivi Depot	Brody Desk	Campfire Paper Table	Campfire Personal Table	Campfire Skate Table	Campfire Storage Cabinets	Duo	Elbrook	Flex	Flex Media Cart	FrameOne	Groupwork	High-Density Storage	Jenny Tables	Kick	media:scape	media:scape kiosk	Migration Height-Adjustable Desks
<b>High-Pressure Laminates (HPL) Price Group 1</b>																				
<b>Fiber Laminates</b>																				
<b>2850</b> Vanadium Fiber	■	■	■	■	•	•	•	•	•	■	■	■	■	■	■	■	■	■	■	■
<b>2854</b> Vellum Fiber Ⓢ	■	■	■	■	•	•	•	•	•	■	■	■	■	■	■	■	■	■	■	■
<b>2860</b> Granite Fiber	■	■	■	■	•	•	•	•	•	■	■	■	■	■	■	■	■	■	■	■
<b>2862</b> Stucco Fiber Ⓢ	■	■	■	■	•	•	•	•	•	■	■	■	■	■	■	■	■	■	■	■
<b>Markerboard Laminate</b>																				
<b>2977</b> Markerboard	•	•	•	•	•	•	•	•	•	•	•	•	•	■	•	•	•	•	•	•
<b>Micro Laminates</b>																				
<b>2920</b> Marl Micro	■	■	■	■	•	•	•	•	•	■	■	■	■	■	■	■	■	■	■	■
<b>2921</b> Gypsum Micro	■	■	■	■	•	•	•	•	•	■	■	■	■	■	■	■	■	■	■	■
<b>2922</b> Clay Micro	■	■	■	■	•	•	•	•	•	■	■	■	■	■	■	■	■	■	■	■
<b>Patina Laminates</b>																				
<b>2870</b> Blonde Bronze Patina	■	■	■	■	•	•	•	•	•	■	■	■	■	■	■	■	■	■	■	■
<b>2873</b> Instant Iron Patina	■	■	■	■	•	•	•	•	•	■	■	■	■	■	■	■	■	■	■	■
<b>Solid Laminates</b>																				
<b>2722</b> Cream Ⓢ	■	■	■	■	•	•	•	•	■	■	■	■	■	■	■	■	■	■	■	■
<b>2730</b> Arctic White	■	■	■	■	•	■	■	•	■	■	■	■	■	■	■	■	■	■	■	■
<b>2746</b> Black	■	■	■	■	•	•	■	•	■	■	■	■	■	■	■	■	■	■	■	■
<b>2759</b> Warm White	■	•	•	•	■	■	•	■	■	■	■	•	■	■	■	■	■	■	■	■
<b>2811</b> Mist Ⓢ	■	■	■	■	•	•	■	•	■	■	■	■	■	■	■	■	■	■	■	■
<b>2883</b> Seagull ⊕	■	■	■	■	•	•	■	•	■	■	■	■	■	■	■	■	■	■	■	■
<b>2884</b> Milk	■	■	■	■	•	•	■	•	■	■	■	■	■	■	■	■	■	■	■	■
<b>2885</b> Dune	■	■	■	■	•	•	•	•	■	■	■	■	■	■	■	■	■	■	■	■
<b>2HAA</b> Persian Salt	■	■	■	■	•	•	•	•	■	■	■	■	■	■	■	■	■	■	■	■
<b>2HAB</b> Rose	■	■	■	■	•	•	•	•	■	■	■	■	■	■	■	■	■	■	■	■
<b>2HAC</b> Indigo	■	■	■	■	•	•	•	•	■	■	■	■	■	■	■	■	■	■	■	■
<b>2HAD</b> Green Citrine Ⓢ	■	■	■	■	•	•	•	•	■	■	■	■	■	■	■	■	■	■	■	■
<b>2HAE</b> Dark Olivine	■	■	■	■	•	•	•	•	■	■	■	■	■	■	■	■	■	■	■	■
<b>2HAF</b> Cloudy	■	■	■	■	•	•	•	•	■	■	■	■	■	■	■	■	■	■	■	■
<b>2HMG</b> Merle ⊕	■	■	■	■	•	•	■	•	■	■	■	■	■	■	■	■	■	■	■	■
<b>2HWU</b> Clay	■	•	•	•	■	■	•	■	■	■	■	•	■	■	■	■	■	■	■	■
<b>2HWV</b> Chalk	■	•	•	•	■	■	•	■	■	■	■	•	■	■	■	■	■	■	■	■

Tip: For the most up to date availability information, please visit [finishlibrary.steelcase.com](http://finishlibrary.steelcase.com).  
 Tip: Products that are missing from the matrix are not available with these surface materials.

**High-Pressure and Low-Pressure Laminate, continued**

**Legend**

- = Not available
- = Available
- = Available with exceptions
- Ⓢ = Excluded
- ⊕ = This finish is part of the global surface materials palette. Geographical differences, by product line, may apply.

	Steelcase Systems & Casegoods										Steelcase Seating									
	Montage	Ology	Scapes	Series Tables	Simple Tables	Storage Products	Universal Worksurface Products	Verb Tables	V.I.A.	Wall Mount HAD	Work Valet Lockers	B-Free Occasional Tables	B-Free Standing Height Tables	Brody 488 Series WorkLounge	Jenny Tablet Arms	i2i Tablet Arm	Max-Stacker III 477 Series	Player 475 Series	Umami	
<b>High-Pressure Laminates (HPL) Price Group 1</b>																				
<b>Fiber Laminates</b>																				
<b>2850</b> Vanadium Fiber	■	■	■	■	■	■	■	■	■	■	■	■	■	•	■	•	•	•	•	•
<b>2854</b> Vellum Fiber Ⓢ	■	■	■	■	■	■	■	■	■	■	■	■	■	•	■	•	•	•	•	•
<b>2860</b> Granite Fiber	■	■	■	■	■	■	■	■	■	■	■	■	■	•	■	•	•	•	•	•
<b>2862</b> Stucco Fiber Ⓢ	■	■	■	■	■	■	■	■	■	■	■	■	■	•	■	•	•	•	•	•
<b>Markerboard Laminate</b>																				
<b>2977</b> Markerboard	•	•	•	•	•	•	•	•	•	•	•	•	•	•	•	•	•	•	•	•
<b>Micro Laminates</b>																				
<b>2920</b> Marl Micro	■	■	■	■	■	■	■	■	■	■	■	■	■	•	■	•	•	•	•	•
<b>2921</b> Gypsum Micro	■	■	■	■	■	■	■	■	■	■	■	■	■	•	■	•	•	•	•	•
<b>2922</b> Clay Micro	■	■	■	■	■	■	■	■	■	■	■	■	■	•	■	•	•	•	•	•
<b>Patina Laminates</b>																				
<b>2870</b> Blonde Bronze Patina	■	■	■	■	■	■	■	■	■	■	■	■	■	•	■	•	•	•	•	•
<b>2873</b> Instant Iron Patina	■	■	■	■	■	■	■	■	■	■	■	■	■	•	■	•	•	•	•	•
<b>Solid Laminates</b>																				
<b>2722</b> Cream Ⓢ	■	■	■	■	■	■	■	■	■	■	■	■	■	•	■	•	■	■	■	•
<b>2730</b> Arctic White	■	■	■	■	■	■	■	■	■	■	■	■	■	•	■	■	■	■	■	■
<b>2746</b> Black	■	■	■	■	■	■	■	■	■	■	■	■	■	•	■	■	■	■	■	■
<b>2759</b> Warm White	■	■	•	■	•	■	■	■	•	■	■	■	■	•	■	•	•	■	■	•
<b>2811</b> Mist Ⓢ	■	■	■	■	■	■	■	■	■	■	■	■	■	•	■	•	■	■	■	•
<b>2883</b> Seagull ⊕	■	■	■	■	■	■	■	■	■	■	■	■	■	■	■	■	■	■	■	•
<b>2884</b> Milk	■	■	■	■	■	■	■	■	■	■	■	■	■	•	■	•	■	■	■	•
<b>2885</b> Dune	■	■	■	■	■	■	■	■	■	■	■	■	■	•	■	■	■	■	■	•
<b>2HAA</b> Persian Salt	■	■	■	■	■	■	■	■	■	■	■	■	■	•	■	•	■	■	■	•
<b>2HAB</b> Rose	■	■	■	■	■	■	■	■	■	■	■	■	■	•	■	•	■	■	■	•
<b>2HAC</b> Indigo	■	■	■	■	■	■	■	■	■	■	■	■	■	•	■	•	■	■	■	•
<b>2HAD</b> Green Citrine Ⓢ	■	■	■	■	■	■	■	■	■	■	■	■	■	•	■	•	■	■	■	•
<b>2HAE</b> Dark Olivine	■	■	■	■	■	■	■	■	■	■	■	■	■	•	■	•	■	■	■	•
<b>2HAF</b> Cloudy	■	■	■	■	■	■	■	■	■	■	■	■	■	•	■	•	■	■	■	•
<b>2HMG</b> Merle ⊕	■	■	■	■	■	■	■	■	■	■	■	■	■	•	•	•	•	•	■	■
<b>2HWU</b> Clay	■	■	•	■	•	■	■	■	•	■	■	■	■	•	■	•	■	■	■	•
<b>2HWV</b> Chalk	■	■	•	■	•	■	■	■	•	■	■	■	■	•	■	•	■	■	■	•

Tip: For the most up to date availability information, please visit [finishlibrary.steelcase.com](http://finishlibrary.steelcase.com).  
 Tip: Products that are missing from the matrix are not available with these surface materials.

**High-Pressure and Low-Pressure Laminate**

**Legend**

- = Not available
- = Available
- = Available with exceptions
- Ⓢ = Excluded
- Ⓢ = This finish is part of the global surface materials palette. Geographical differences, by product line, may apply.

	Steelcase Wood Furniture												Steelcase Health Tables	
	Aisla	Bassline Tables	Bassline Bench Seating	Campfire Big Table	Campfire Slim Table	Convene	Currency Case	Currency Headset	Currency Top	Elective Elements	Mackinac	Verlay	Victor2	Apprise
<b>High-Pressure Laminates (HPL) Price Group 1</b>														
<b>Fiber Laminates</b>														
<b>2850</b> Vanadium Fiber	■	■	■	■	■	■	•	•	■	■	■	■	■	■
<b>2854</b> Vellum Fiber Ⓢ	■	■	■	■	■	■	•	•	■	■	■	■	■	■
<b>2860</b> Granite Fiber	■	■	■	■	■	■	•	•	■	■	■	■	■	■
<b>2862</b> Stucco Fiber Ⓢ	■	■	■	■	■	■	•	•	■	■	■	■	■	■
<b>Markerboard Laminate</b>														
<b>2977</b> Markerboard	•	•	•	•	•	•	•	•	•	•	•	•	•	•
<b>Micro Laminates</b>														
<b>2920</b> Marl Micro	■	■	■	■	■	■	•	•	■	■	■	■	■	■
<b>2921</b> Gypsum Micro	■	■	■	■	■	■	•	•	■	■	■	■	■	■
<b>2922</b> Clay Micro	■	■	■	■	■	■	•	•	■	■	■	■	■	■
<b>Patina Laminates</b>														
<b>2870</b> Blonde Bronze Patina	■	■	■	■	■	■	•	•	■	■	■	■	■	■
<b>2873</b> Instant Iron Patina	■	■	■	■	■	■	•	•	■	■	■	■	■	■
<b>Solid Laminates</b>														
<b>2722</b> Cream Ⓢ	■	■	■	■	■	■	•	•	■	■	■	■	■	■
<b>2730</b> Arctic White	■	■	■	■	■	■	•	•	■	■	■	■	■	■
<b>2746</b> Black	■	■	■	■	■	■	•	•	■	■	■	■	■	■
<b>2759</b> Warm White	■	■	■	■	■	■	■	■	■	■	■	■	■	■
<b>2811</b> Mist Ⓢ	■	■	■	■	■	■	•	•	■	■	■	■	■	■
<b>2883</b> Seagull Ⓢ	■	■	■	■	■	■	•	•	■	■	■	■	■	■
<b>2884</b> Milk	■	■	■	■	■	■	•	•	■	■	■	■	■	■
<b>2885</b> Dune	■	■	■	■	■	■	•	•	■	■	■	■	■	■
<b>2HAA</b> Persian Salt	■	■	■	■	■	■	•	•	•	■	■	■	■	■
<b>2HAB</b> Rose	■	■	■	■	■	■	•	•	•	■	■	■	■	■
<b>2HAC</b> Indigo	■	■	■	■	■	■	•	•	•	■	■	■	■	■
<b>2HAD</b> Green Citrine	■	■	■	■	■	■	•	•	•	■	■	■	■	■
<b>2HAE</b> Dark Olivine	■	■	■	■	■	■	•	•	•	■	■	■	■	■
<b>2HAF</b> Cloudy	■	■	■	■	■	■	•	•	•	■	■	■	■	■
<b>2HMG</b> Merle Ⓢ	■	■	■	■	•	•	•	•	■	■	■	■	■	■
<b>2HWU</b> Clay	■	■	■	■	■	■	■	■	■	■	■	■	■	■
<b>2HWV</b> Chalk	■	■	■	■	■	■	■	■	■	■	■	■	■	■

Tip: For the most up to date availability information, please visit [finishlibrary.steelcase.com](http://finishlibrary.steelcase.com).  
 Tip: Products that are missing from the matrix are not available with these surface materials.

**High-Pressure and Low-Pressure Laminate, continued**

**Legend**

- = Not available
- = Available
- = Available with exceptions
- Ⓢ = Excluded
- ⊕ = This finish is part of the global surface materials palette. Geographical differences, by product line, may apply.

**Steelcase Systems & Casegoods**

	Answer	Bivi	Bivi Depot	Brody Desk	Campfire Paper Table	Campfire Personal Table	Campfire Skate Table	Campfire Storage Cabinets	Duo	Elbrook	Flex	Flex Media Cart	FrameOne	Groupwork	High-Density Storage	Jenny Tables	Kick	media:scape	media:scape kiosk	Migration Height-Adjustable Desks
<b>High-Pressure Laminates (HPL) Price Group 1</b>																				
<b>Speckle Laminates</b>																				
<b>2820</b> Coffee Speckle Ⓢ	■	■	■	■	●	●	●	●	●	■	■	■	■	■	■	■	■	■	■	■
<b>2823</b> Driftwood Speckle	■	■	■	■	●	●	●	●	●	■	■	■	■	■	■	■	■	■	■	■
<b>2824</b> Smoke Speckle	■	■	■	■	●	●	●	●	●	■	■	■	■	■	■	■	■	■	■	■
<b>2825</b> Vanadium Speckle	■	■	■	■	●	●	●	●	●	■	■	■	■	■	■	■	■	■	■	■
<b>Woodgrain Laminates</b>																				
<b>2406</b> Clear Cherry Ⓢ	■	■	■	■	●	●	●	●	●	■	■	■	■	■	■	■	■	■	■	■
<b>2409</b> Clear Maple	■	■	■	■	●	●	■	●	●	■	■	■	□	■	■	■	■	■	■	■
<b>2410</b> Graphite Walnut	■	■	■	■	●	●	■	●	●	■	■	■	□	■	■	■	■	■	■	■
<b>2412</b> Natural Cherry	■	■	■	■	●	●	●	●	●	■	■	■	■	■	■	■	■	■	■	■
<b>2422</b> Medium Cherry Ⓢ	■	■	■	■	●	●	●	●	●	■	■	■	□	■	■	■	■	■	■	■
<b>2511</b> Winter on Maple Ⓢ	■	■	■	■	●	●	■	●	●	■	■	■	■	■	■	■	■	■	■	■
<b>2535</b> Virginia Walnut	□	■	●	■	■	■	■	●	●	■	■	■	■	■	■	■	■	■	■	■
<b>2536</b> Blackwood	□	■	●	■	■	■	■	●	●	■	■	■	■	■	■	■	■	■	■	■
<b>2538</b> Clear Walnut ⊕	■	■	■	■	■	●	■	●	●	■	■	■	■	■	■	■	■	■	■	■
<b>2592</b> Blonde on Maple Ⓢ	■	■	■	■	●	●	●	●	●	■	■	■	□	■	■	■	■	■	■	■
<b>2714</b> Natural Walnut Ⓢ	■	■	■	■	●	●	●	●	●	■	■	■	□	■	■	■	■	■	■	■
<b>2897</b> Desert Oak	●	●	●	●	●	●	●	●	●	●	●	●	●	□	●	●	●	●	●	●
<b>2HAK</b> Clear Oak ⊕	■	■	■	■	●	●	■	●	●	■	■	■	■	■	■	■	■	■	■	■
<b>2HAN</b> Ash Noce	■	■	■	■	●	●	■	●	●	■	■	■	■	■	■	■	■	■	■	■
<b>2HAT</b> Acacia ⊕	■	■	■	■	●	■	■	●	●	■	■	■	■	■	■	■	■	■	■	■
<b>2HAW</b> Ash Wenge	■	■	■	■	●	●	■	●	●	■	■	■	■	■	■	■	■	■	■	■
<b>2HBN</b> Bisque Noce	■	■	■	■	●	●	●	●	●	■	■	■	■	■	■	■	■	■	■	■
<b>2HBW</b> Bisque Wenge	■	■	■	■	●	●	●	●	●	■	■	■	■	■	■	■	■	■	■	■
<b>2HCN</b> Clay Noce	■	■	■	■	●	●	■	●	●	■	■	■	■	■	■	■	■	■	■	■
<b>2HCW</b> Clay Wenge ⊕	■	■	■	■	●	●	■	●	●	■	■	■	■	■	■	■	■	■	■	■
<b>2HSN</b> Storm Noce	■	■	■	■	●	●	■	●	●	■	■	■	■	■	■	■	■	■	■	■
<b>2HSW</b> Storm Wenge	■	■	■	■	●	●	●	●	●	■	■	■	■	■	■	■	■	■	■	■

Tip: For the most up to date availability information, please visit [finishlibrary.steelcase.com](http://finishlibrary.steelcase.com).  
 Tip: Products that are missing from the matrix are not available with these surface materials.

**High-Pressure and Low-Pressure Laminate, continued**

**Legend**

- = Not available
- = Available
- = Available with exceptions
- Ⓢ = Excluded
- ⊕ = This finish is part of the global surface materials palette. Geographical differences, by product line, may apply.

	Steelcase Systems & Casegoods, cont.										Steelcase Seating									
	Montage	Ology	ScapeSeries Tables	Simple Tables	Storage Products	Universal Worksurface Products	Verb Tables	V.I.A.	Wall Mount HAD	Work Valet Lockers	B-Free Occasional Tables	B-Free Standing Height Tables	Brody 488 Series WorkLounge	Jenny Tablet Arms	i2i Tablet Arm	Max-Stacker III 477 Series	Player 475 Series	Umami		
<b>High-Pressure Laminates (HPL) Price Group 1</b>																				
<b>Speckle Laminates</b>																				
<b>2820</b> Coffee Speckle Ⓢ	■	■	■	■	■	■	■	■	■	■	■	■	●	■	●	●	●	●		
<b>2823</b> Driftwood Speckle	■	■	■	■	■	■	■	■	■	■	■	■	●	■	●	●	●	●		
<b>2824</b> Smoke Speckle	■	■	■	■	■	■	■	■	■	■	■	■	●	■	●	●	●	●		
<b>2825</b> Vanadium Speckle	■	■	■	■	■	■	■	■	■	■	■	■	●	■	●	●	●	●		
<b>Woodgrain Laminates</b>																				
<b>2406</b> Clear Cherry Ⓢ	■	■	■	■	■	■	■	■	■	■	■	■	●	■	●	■	●	●		
<b>2409</b> Clear Maple	■	■	■	■	■	■	■	■	■	■	■	■	●	■	●	■	●	●		
<b>2410</b> Graphite Walnut	■	■	■	■	■	■	■	■	■	■	■	■	●	■	●	■	●	●		
<b>2412</b> Natural Cherry	■	■	■	■	■	■	■	■	■	■	■	■	●	■	●	■	●	■		
<b>2422</b> Medium Cherry	■	■	■	■	■	■	■	■	■	■	■	■	●	■	●	■	●	●		
<b>2511</b> Winter on Maple	■	■	■	■	■	■	■	■	■	■	■	■	■	■	■	■	●	●		
<b>2535</b> Virginia Walnut	□	■	■	■	□	■	■	●	■	■	■	■	■	■	■	●	●	■		
<b>2536</b> Blackwood Ⓢ	□	■	■	■	□	■	■	●	■	■	■	■	■	■	■	●	●	●		
<b>2538</b> Clear Walnut ⊕	■	■	■	■	■	■	■	■	■	■	■	■	●	■	●	■	●	●		
<b>2592</b> Blonde on Maple Ⓢ	■	■	■	■	■	■	■	■	■	■	■	■	●	■	●	●	●	●		
<b>2714</b> Natural Walnut Ⓢ	■	■	■	■	■	■	■	■	■	■	■	■	●	■	●	■	●	●		
<b>2897</b> Desert Oak	●	●	●	●	●	●	●	□	■	●	●	●	●	●	●	●	●	●		
<b>2HAK</b> Clear Oak ⊕	■	■	■	■	■	■	■	■	■	■	■	■	●	■	●	●	●	■		
<b>2HAN</b> Ash Noce	■	■	■	■	■	■	■	■	■	■	■	■	●	■	●	●	●	●		
<b>2HAT</b> Acacia ⊕	■	■	■	■	■	■	■	■	■	■	■	■	●	■	●	●	●	●		
<b>2HAW</b> Ash Wenge	■	■	■	■	■	■	■	■	■	■	■	■	●	■	●	●	●	●		
<b>2HBN</b> Bisque Noce	■	■	■	■	■	■	■	■	■	■	■	■	●	■	●	●	●	●		
<b>2HBW</b> Bisque Wenge	■	■	■	■	■	■	■	■	■	■	■	■	●	■	●	●	●	■		
<b>2HCN</b> Clay Noce	■	■	■	■	■	■	■	■	■	■	■	■	●	■	●	●	●	●		
<b>2HCW</b> Clay Wenge ⊕	■	■	■	■	■	■	■	■	■	■	■	■	●	■	●	●	●	●		
<b>2HSN</b> Storm Noce	■	■	■	■	■	■	■	■	■	■	■	■	●	■	●	●	●	●		
<b>2HSW</b> Storm Wenge	■	■	■	■	■	■	■	■	■	■	■	■	●	■	●	●	●	●		

Tip: For the most up to date availability information, please visit [finishlibrary.steelcase.com](http://finishlibrary.steelcase.com).  
 Tip: Products that are missing from the matrix are not available with these surface materials.

**High-Pressure and Low-Pressure Laminate, continued**

**Legend**

- = Not available
- = Available
- = Available with exceptions
- Ⓢ = Excluded
- ⊕ = This finish is part of the global surface materials palette. Geographical differences, by product line, may apply.

	Steelcase Wood Furniture											Steelcase Health Tables		
	Aisla	Bassline Tables	Bassline Bench Seating	Campfire Big Table	Campfire Slim Table	Convolve	Currency Case	Currency Headset	Currency Top	Elective Elements	Mackinac	Verlay	Victor2	Apprise
<b>High-Pressure Laminates (HPL) Price Group 1</b>														
<b>Speckle Laminates</b>														
<b>2820</b> Coffee Speckle Ⓢ	■	■	■	■	■	■	•	•	■	■	■	■	■	■
<b>2823</b> Driftwood Speckle	■	■	■	■	■	■	•	•	■	■	■	■	■	■
<b>2824</b> Smoke Speckle	■	■	■	■	■	■	•	•	■	■	■	■	■	■
<b>2825</b> Vanadium Speckle	■	■	■	■	■	■	•	•	■	■	■	■	■	■
<b>Woodgrain Laminates</b>														
<b>2406</b> Clear Cherry Ⓢ	■	■	■	■	■	■	•	•	■	■	■	■	■	■
<b>2409</b> Clear Maple ⊕	■	■	■	■	■	■	•	•	■	■	■	■	■	■
<b>2410</b> Graphite Walnut	■	■	■	■	■	■	•	•	■	■	■	■	■	■
<b>2412</b> Natural Cherry	■	■	■	■	■	■	•	•	■	■	■	■	■	■
<b>2422</b> Medium Cherry	■	■	■	■	■	■	•	•	■	■	■	■	■	■
<b>2511</b> Winter on Maple	■	■	■	■	■	■	•	•	■	■	■	■	■	■
<b>2535</b> Virginia Walnut	■	■	■	■	■	■	•	•	■	■	■	■	■	■
<b>2536</b> Blackwood Ⓢ	■	■	■	■	■	■	•	•	■	■	■	■	■	■
<b>2538</b> Clear Walnut ⊕	■	■	■	■	■	■	•	•	■	■	■	■	■	■
<b>2592</b> Blonde on Maple Ⓢ	■	■	■	■	■	■	•	•	■	■	■	■	■	■
<b>2714</b> Natural Walnut Ⓢ	■	■	■	■	■	■	•	•	■	■	■	■	■	■
<b>2897</b> Desert Oak	■	•	•	•	•	•	•	•	■	•	•	•	•	•
<b>2HAK</b> Clear Oak ⊕	■	■	■	■	■	■	•	•	■	■	■	■	■	■
<b>2HAN</b> Ash Noce	■	■	■	■	■	■	•	•	■	■	■	■	■	■
<b>2HAT</b> Acacia ⊕	■	■	■	■	■	■	•	•	■	■	■	■	■	■
<b>2HAW</b> Ash Wenge	■	■	■	■	■	■	•	•	■	■	■	■	■	■
<b>2HBN</b> Bisque Noce	■	■	■	■	■	■	•	•	■	■	■	■	■	■
<b>2HBW</b> Bisque Wenge	■	■	■	■	■	■	•	•	■	■	■	■	■	■
<b>2HCN</b> Clay Noce	■	■	■	■	■	■	•	•	■	■	■	■	■	■
<b>2HCW</b> Clay Wenge ⊕	■	■	■	■	■	■	•	•	•	■	■	■	■	■
<b>2HSN</b> Storm Noce	■	■	■	■	■	■	•	•	■	■	■	■	■	■
<b>2HSW</b> Storm Wenge	■	■	■	■	■	■	•	•	■	■	■	■	■	■

Tip: For the most up to date availability information, please visit [finishlibrary.steelcase.com](https://finishlibrary.steelcase.com).  
 Tip: Products that are missing from the matrix are not available with these surface materials.

Availability  
Matrices

**High-Pressure and Low-Pressure Laminate, continued**

**Legend**

- = Not available
- = Available
- = Available with exceptions

	Steelcase Systems & Casegoods																			
	Answer	Bivi	Bivi Depot	Brody Desk	Campfire Paper Table	Campfire Personal Table	Campfire Skate Table	Campfire Storage Cabinets	Duo	Elbrook	Flex	Flex Media Cart	FrameOne	Groupwork	High-Density Storage	Jenny Tables	Kick	media.scape	media.scape kiosk	Migration Height-Adjustable Desks
<b>High-Pressure Laminates (HPL) Price Group 1</b>																				
<b>Woodgrain Laminates</b>																				
<b>2HWA</b> Grey Kingswood	■	■	■	■	●	●	●	●	●	■	■	■	■	■	■	■	■	■	■	■
<b>2HWB</b> Planked Walnut	■	■	■	■	●	●	●	●	●	■	■	■	■	■	■	■	■	■	■	■
<b>2HWD</b> Resolute Walnut	■	■	■	■	●	●	●	●	●	■	■	■	■	■	■	■	■	■	■	■
<b>2HWE</b> Natural Recon	■	■	■	■	●	●	●	●	●	■	■	■	■	■	■	■	■	■	■	■
<b>2HWF</b> Smoked Walnut	■	■	■	■	●	●	●	●	●	■	■	■	■	■	■	■	■	■	■	■
<b>2HZA</b> Waxed Maple	■	■	■	■	●	●	■	■	●	■	■	■	■	■	■	■	■	●	■	■
<b>2HQB</b> Natural Ash	■	■	■	■	●	●	■	■	●	■	■	■	■	■	■	■	■	●	■	■
<b>2HQC</b> Aged Ash	■	■	■	■	●	●	■	■	●	■	■	■	■	■	■	■	■	●	■	■
<b>2HZD</b> Ashwood Oak	■	■	■	■	●	●	■	■	●	■	■	■	■	■	■	■	■	●	■	■
<b>2HZE</b> Ashwood Beige	■	■	■	■	●	●	■	■	●	■	■	■	■	■	■	■	■	●	■	■
<b>2HZF</b> White Washed Birchply	■	■	■	■	●	●	■	■	●	■	■	■	■	■	■	■	■	●	■	■
<b>High-Pressure Laminates (HPL) Price Group 2</b>																				
<b>Textured Laminate (HPL)</b>																				
<b>2TH2</b> Fawn Cypress	■	■	●	■	●	●	■	●	●	■	■	■	■	■	■	■	■	■	■	■
<b>2TH4</b> Saddle Oak	■	■	●	■	●	●	●	●	●	■	■	■	■	■	■	■	■	■	■	■
<b>2TH5</b> Veranda Teak	■	■	●	■	●	●	●	●	●	■	■	■	■	■	■	■	■	■	■	■
<b>2TH7</b> Walnut Heights	■	■	●	■	●	●	●	●	●	■	■	■	■	■	■	■	■	■	■	■
<b>2UH1</b> Reclaimed Aggregate	■	■	●	■	●	●	●	●	●	■	■	■	■	■	■	■	■	■	■	■
<b>2UH2</b> Reclaimed Gravel	■	■	●	■	●	●	●	●	●	■	■	■	■	■	■	■	■	■	■	■
<b>2UH4</b> Cement	■	■	●	■	■	■	●	●	●	■	■	■	■	■	■	■	■	■	■	■
<b>2UH6</b> Sheetrock	■	■	●	■	●	●	●	●	●	■	■	■	■	■	■	■	■	■	■	■
<b>High-Pressure Laminates (HPL) Price Group 3</b>																				
<b>Solid Laminates</b>																				
<b>24H1</b> Satin White	■	■	●	■	●	●	●	●	●	■	■	■	■	■	●	■	■	■	■	■
<b>24H2</b> Satin Black	■	■	●	■	●	●	●	●	●	■	■	■	■	■	●	■	■	■	■	■
<b>24H3</b> Satin Stone	■	■	●	■	●	●	●	●	●	■	■	■	■	■	●	■	■	■	■	■
<b>24H4</b> Satin Mocha	■	■	●	■	●	●	●	●	●	■	■	■	■	■	●	■	■	■	■	■
<b>2HAL</b> Scarlet	●	●	●	●	●	●	●	●	●	■	●	●	●	●	●	●	●	●	●	●
<b>2HUB</b> Burnished Bronze	●	●	●	●	●	●	●	●	●	■	●	●	●	●	●	●	●	●	●	●

Tip: For the most up to date availability information, please visit [finishlibrary.steelcase.com](http://finishlibrary.steelcase.com).  
 Tip: Products that are missing from the matrix are not available with these surface materials.

**High-Pressure and Low-Pressure Laminate, continued**

**Legend**

- = Not available
- = Available
- = Available with exceptions

	Steelcase Systems & Casegoods, cont.										Steelcase Seating									
	Montage	Ology	ScapeSeries Tables	Simple Tables	Storage Products	Universal Worksurface Products	Verb Tables	V.I.A.	Wall Mount HAD	Work Valet Lockers	B-Free Occasional Tables	B-Free Standing Height Tables	Brody 488 Series WorkLounge	Jenny Tablet Arms	i2i Tablet Arm	Max-Stacker III 477 Series	Player 475 Series	Umami		
<b>High-Pressure Laminates (HPL) Price Group 1</b>																				
<b>Woodgrain Laminates</b>																				
2HWA Grey Kingswood	■	■	■	■	■	□	■	■	■	■	■	■	●	■	●	●	●	●		
2HWB Planked Walnut	■	■	■	■	■	□	■	■	■	■	■	■	●	■	●	●	●	●		
2HWD Resolute Walnut	■	■	■	■	■	□	■	■	■	■	■	■	●	■	●	●	●	●		
2HWE Natural Recon	■	■	■	■	■	□	■	■	■	■	■	■	●	■	●	●	●	●		
2HWF Smoked Walnut	■	■	■	■	■	□	■	■	■	■	■	■	●	■	●	●	●	●		
2HZA Waxed Maple	■	■	■	■	■	■	■	■	●	■	■	■	■	■	●	●	●	■		
2HZB Natural Ash	■	■	■	■	■	■	■	■	●	■	■	■	■	■	●	●	●	■		
2HZA Aged Ash	■	■	■	■	■	■	■	■	●	■	■	■	■	■	●	●	●	■		
2HZD Ashwood Oak	■	■	■	■	■	■	■	■	●	■	■	■	■	■	●	●	●	■		
2HZE Ashwood Beige	■	■	■	■	■	■	■	■	●	■	■	■	■	■	●	●	●	■		
2HZF White Washed Birchply	■	■	■	■	■	■	■	■	●	■	■	■	■	■	●	●	●	■		
<b>High-Pressure Laminates (HPL) Price Group 2</b>																				
<b>Textured Laminate (HPL)</b>																				
2TH2 Fawn Cypress	■	■	●	■	■	■	■	■	■	■	■	■	●	■	●	●	●	■		
2TH4 Saddle Oak	■	■	●	■	■	■	■	■	■	■	■	■	●	■	●	●	●	■		
2TH5 Veranda Teak	■	■	●	■	■	■	■	■	■	■	■	■	●	■	●	●	●	■		
2TH7 Walnut Heights	■	■	●	■	■	■	■	■	■	■	■	■	●	■	●	●	●	■		
2UH1 Reclaimed Aggregate	■	■	●	■	■	■	■	■	■	■	■	■	●	■	●	●	●	■		
2UH2 Reclaimed Gravel	■	■	●	■	■	■	■	■	■	■	■	■	●	■	●	●	●	■		
2UH4 Cement	■	■	●	■	■	■	■	■	■	■	■	■	■	■	●	●	●	■		
2UH6 Sheetrock	■	■	●	■	■	■	■	■	■	■	■	■	●	■	●	●	●	■		
<b>High-Pressure Laminates (HPL) Price Group 3</b>																				
<b>Solid Laminates</b>																				
24H1 Satin White	●	■	●	■	●	■	■	●	■	■	■	■	■	■	●	●	●	●		
24H2 Satin Black	●	■	●	■	●	■	■	●	■	■	■	■	■	■	●	●	●	●		
24H3 Satin Stone	●	■	●	■	●	■	■	●	■	■	■	■	■	■	●	●	●	●		
24H4 Satin Mocha	●	■	●	■	●	■	■	●	■	■	■	■	■	■	●	●	●	●		
2HAL Scarlet	●	●	●	●	●	●	●	●	●	●	●	●	●	●	●	●	●	●		
2HUB Burnished Bronze	●	●	●	●	●	●	●	●	●	●	●	●	●	●	●	●	●	●		

Tip: For the most up to date availability information, please visit [finishlibrary.steelcase.com](http://finishlibrary.steelcase.com).  
 Tip: Products that are missing from the matrix are not available with these surface materials.

**High-Pressure and Low-Pressure Laminate, continued**

**Legend**

- = Not available
- = Available
- = Available with exceptions

	Steelcase Wood Furniture												Steelcase Health Tables	
	Aisla	Bassline Tables	Bassline Bench Seating	Campfire Big Table	Campfire Slim Table	Convvene	Currency Case	Currency Headset	Currency Top	Elective Elements	Mackinac	Verlay	Victor2	Apprise
<b>High-Pressure Laminates (HPL) Price Group 1</b>														
<b>Woodgrain Laminates</b>														
<b>2HWA</b> Grey Kingswood	■	■	■	■	■	■	●	●	●	■	■	■	■	■
<b>2HWB</b> Planked Walnut	■	■	■	■	■	■	●	●	●	■	■	■	■	■
<b>2HWD</b> Resolute Walnut	■	■	■	■	■	■	●	●	●	■	■	■	■	■
<b>2HWE</b> Natural Recon	■	■	■	■	■	■	●	●	●	■	■	■	■	■
<b>2HWF</b> Smoked Walnut	■	■	■	■	■	■	●	●	●	■	■	■	■	■
<b>2HZA</b> Waxed Maple	■	■	■	■	■	■	■	■	■	■	■	■	■	■
<b>2HZB</b> Natural Ash	■	■	■	■	■	■	■	■	■	■	■	■	■	■
<b>2HZA</b> Aged Ash	■	■	■	■	■	■	■	■	■	■	■	■	■	■
<b>2HZD</b> Ashwood Oak	■	■	■	■	■	■	■	■	■	■	■	■	■	■
<b>2HZE</b> Ashwood Beige	■	■	■	■	■	■	■	■	■	■	■	■	■	■
<b>2HZF</b> White Washed Birchply	■	■	■	■	■	■	■	■	■	■	■	■	■	■
<b>High-Pressure Laminates (HPL) Price Group 2</b>														
<b>Textured Laminate (HPL)</b>														
<b>2TH2</b> Fawn Cypress	■	■	■	■	■	■	●	●	■	■	■	■	■	■
<b>2TH4</b> Saddle Oak	■	■	■	■	■	■	●	●	■	■	■	■	■	■
<b>2TH5</b> Veranda Teak	■	■	■	■	■	■	●	●	■	■	■	■	■	■
<b>2TH7</b> Walnut Heights	■	■	■	■	■	■	●	●	■	■	■	■	■	■
<b>2UH1</b> Reclaimed Aggregate	■	■	■	■	■	■	●	●	■	■	■	■	■	■
<b>2UH2</b> Reclaimed Gravel	■	■	■	■	■	■	●	●	■	■	■	■	■	■
<b>2UH4</b> Cement	■	■	■	■	■	□	●	●	■	□	■	■	■	■
<b>2UH6</b> Sheetrock	■	■	■	■	■	■	●	●	■	■	■	■	■	■
<b>High-Pressure Laminates (HPL) Price Group 3</b>														
<b>Solid Laminates</b>														
<b>24H1</b> Satin White	■	■	■	■	■	■	●	●	●	■	■	■	●	■
<b>24H2</b> Satin Black	■	■	■	■	■	■	●	●	●	■	■	■	●	■
<b>24H3</b> Satin Stone	■	■	■	■	■	■	●	●	●	■	■	■	●	■
<b>24H4</b> Satin Mocha	■	■	■	■	■	■	●	●	●	■	■	■	●	■
<b>2HAL</b> Scarlet	●	●	●	●	●	●	●	●	●	●	●	●	●	●
<b>2HUB</b> Burnished Bronze	●	●	●	●	●	●	●	●	●	●	●	●	●	●

Tip: For the most up to date availability information, please visit [finishlibrary.steelcase.com](https://finishlibrary.steelcase.com).  
 Tip: Products that are missing from the matrix are not available with these surface materials.

**High-Pressure and Low-Pressure Laminate, continued**

**Legend**

- = Not available
- = Available
- = Available with exceptions
- Ⓢ = Excluded
- ⊕ = This finish is part of the global surface materials palette. Geographical differences, by product line, may apply.

**Steelcase Systems & Casegoods**

	Answer	Bivi	Bivi Depot	Brody Desk	Campfire Paper Table	Campfire Personal Table	Campfire Skate Table	Campfire Storage Cabinets	Duo	Elbrook	Flex	Flex Media Cart	FrameOne	Groupwork	High-Density Storage	Jenny Tables	Kick	media:scape	media:scape kiosk	Migration Height-Adjustable Desks
<b>Low-Pressure Laminates (LPL)</b>																				
<b>Fiber Laminates</b>																				
<b>2L50</b> Vanadium Fiber LPL	●	■	■	●	●	●	●	■	●	●	●	●	●	□	●	■	■	●	●	●
<b>Solid Laminates</b>																				
<b>247L</b> Black Version 2 LPL	●	■	■	●	●	●	●	■	●	●	●	●	●	□	●	■	■	●	●	●
<b>2L30</b> Arctic White LPL	●	●	■	●	●	●	●	■	●	●	●	●	●	□	●	■	■	●	●	●
<b>2L83</b> Seagull LPL ⊕	●	■	■	●	●	●	●	■	●	●	●	●	●	□	●	■	■	●	●	●
<b>2L84</b> Milk LPL	●	●	●	●	●	●	●	●	●	●	●	●	●	□	●	●	■	●	●	●
<b>2L85</b> Dune LPL	●	■	■	●	●	●	●	■	●	●	●	●	●	□	●	■	■	●	●	●
<b>2LMG</b> Merle LPL ⊕	●	■	■	●	●	●	●	■	●	●	●	●	●	□	●	●	■	●	●	●
<b>Woodgrain Laminates</b>																				
<b>24L0</b> Graphite Walnut LPL	●	●	●	●	●	●	●	■	●	●	●	●	●	■	●	●	●	●	●	●
<b>25L1</b> Winter on Maple LPL Ⓢ	●	■	■	●	●	●	●	■	●	●	●	●	●	□	●	■	■	●	●	●
<b>25L5</b> Virginia Walnut LPL	●	■	■	●	●	●	●	■	●	●	●	●	●	□	●	■	■	●	●	●
<b>25L6</b> Blackwood LPL	●	■	■	●	●	●	●	■	●	●	●	●	●	□	●	■	■	●	●	●
<b>25L8</b> Clear Walnut LPL ⊕	●	■	■	●	●	●	●	■	●	●	●	●	●	□	●	■	■	●	●	●
<b>26L1</b> Natural Cherry Version 2 LPL	●	■	■	●	●	●	●	■	●	●	●	●	●	□	●	■	■	●	●	●
<b>2L09</b> Clear Maple LPL	●	■	■	●	●	●	●	■	●	●	●	●	●	□	●	■	■	●	●	●
<b>2LAK</b> Clear Oak LPL ⊕	●	●	●	●	●	●	●	■	●	●	●	●	●	□	●	■	■	●	●	●

Tip: For the most up to date availability information, please visit [finishlibrary.steelcase.com](https://finishlibrary.steelcase.com).  
 Tip: Products that are missing from the matrix are not available with these surface materials.

**High-Pressure and Low-Pressure Laminate, continued**

**Legend**

- = Not available
- = Available
- = Available with exceptions
- Ⓢ = Excluded
- Ⓢ = This finish is part of the global surface materials palette. Geographical differences, by product line, may apply.

	Steelcase Systems & Casegoods, cont.										Steelcase Seating									
	Montage	Ology	ScapeSeries Tables	Simple Tables	Storage Products	Universal Worksurface Products	Verb Tables	V.I.A.	Wall Mount HAD	Work Valet Lockers	B-Free Occasional Tables	B-Free Standing Height Tables	Brody 488 Series WorkLounge	Jenny Tablet Arms	i2i Tablet Arm	Max-Stacker III 477 Series	Player 475 Series	Umami		
<b>Low-Pressure Laminates (LPL)</b>																				
<b>Fiber Laminates</b>																				
<b>2L50</b> Vanadium Fiber LPL	●	●	●	■	●	●	●	■	●	■	●	●	●	■	●	●	●	●		
<b>Solid Laminates</b>																				
<b>247L</b> Black Version 2 LPL	●	●	●	■	●	●	●	■	●	●	●	●	■	●	●	●	●	●		
<b>2L30</b> Arctic White LPL	●	●	●	■	●	●	●	■	●	●	●	●	■	●	●	●	●	●		
<b>2L83</b> Seagull LPL Ⓢ	●	●	●	■	●	●	●	■	●	●	●	●	■	●	●	●	●	●		
<b>2L84</b> Milk LPL	●	●	●	■	●	●	●	■	●	●	●	●	●	●	●	●	●	●		
<b>2L85</b> Dune LPL	●	●	●	■	●	●	●	■	●	●	●	●	■	●	●	●	●	●		
<b>2LMG</b> Merle LPL Ⓢ	●	●	●	■	●	●	●	■	●	●	●	●	●	●	●	●	●	●		
<b>Woodgrain Laminates</b>																				
<b>24L0</b> Graphite Walnut LPL	●	●	●	■	●	●	●	■	●	■	●	●	●	●	●	●	●	●		
<b>25L1</b> Winter on Maple LPL Ⓢ	●	●	●	■	●	●	●	■	●	■	●	●	■	●	●	●	●	●		
<b>25L5</b> Virginia Walnut LPL	●	●	●	■	●	●	●	■	●	■	●	●	■	●	●	●	●	●		
<b>25L6</b> Blackwood LPL	●	●	●	■	●	●	●	■	●	■	●	●	■	●	●	●	●	●		
<b>25L8</b> Clear Walnut LPL Ⓢ	●	●	●	■	●	●	●	■	●	■	●	●	■	●	●	●	●	●		
<b>26L1</b> Natural Cherry Version 2 LPL	●	●	●	■	●	●	●	■	●	■	●	●	■	●	●	●	●	●		
<b>2L09</b> Clear Maple LPL	●	●	●	■	●	●	●	■	●	■	●	●	■	●	●	●	●	●		
<b>2LAK</b> Clear Oak LPL Ⓢ	●	●	●	■	●	●	●	■	●	■	●	●	■	●	●	●	●	●		

Tip: For the most up to date availability information, please visit [finishlibrary.steelcase.com](http://finishlibrary.steelcase.com).  
 Tip: Products that are missing from the matrix are not available with these surface materials.

High-Pressure and Low-Pressure Laminate, continued

Legend

- = Not available
- = Available
- = Available with exceptions
- Ⓢ = Excluded
- ⊕ = This finish is part of the global surface materials palette. Geographical differences, by product line, may apply.

	Steelcase Wood Furniture												Steelcase Health Tables	
	Aisla	Bassline Tables	Bassline Bench Seating	Campfire Big Table	Campfire Slim Table	Convolve	Currency Case	Currency Headset	Currency Top	Elective Elements	Mackinac	Verlay	Victor2	Apprise
<b>Low-Pressure Laminates (LPL)</b>														
<b>Fiber Laminates</b>														
<b>2L50</b> Vanadium Fiber LPL	●	■	■	■	■	●	■	■	■	●	●	●	●	●
<b>Solid Laminates</b>														
<b>247L</b> Black Version 2 LPL	●	■	■	■	■	●	■	■	■	●	●	●	●	●
<b>2L30</b> Arctic White LPL	●	■	■	■	■	●	■	■	■	●	●	●	●	●
<b>2L83</b> Seagull LPL ⊕	●	■	■	■	■	●	■	■	■	●	●	●	●	●
<b>2L84</b> Milk LPL	●	■	●	■	■	●	■	■	■	●	●	●	●	●
<b>2L85</b> Dune LPL	●	■	■	■	■	●	■	■	■	●	●	●	●	●
<b>2LMG</b> Merle LPL ⊕	●	■	■	■	■	●	■	■	■	●	●	●	●	●
<b>Woodgrain Laminates</b>														
<b>24L0</b> Graphite Walnut LPL	●	■	●	■	■	●	■	■	■	●	●	●	●	●
<b>25L1</b> Winter on Maple LPL	●	■	■	■	■	●	■	■	■	●	●	●	●	●
<b>25L5</b> Virginia Walnut LPL	●	■	■	■	■	●	■	■	■	●	●	●	●	●
<b>25L6</b> Blackwood LPL Ⓢ	●	■	■	■	■	●	■	■	■	●	●	●	●	●
<b>25L8</b> Clear Walnut LPL ⊕	●	■	■	■	■	●	■	■	■	●	●	●	●	●
<b>26L1</b> Natural Cherry Version 2 LPL	●	■	■	■	■	●	■	■	■	●	●	●	●	●
<b>267L</b> Marbled Cherry Version 2 LPL Ⓢ	●	■	■	■	■	●	■	■	■	●	●	●	●	●
<b>2L09</b> Clear Maple LPL	●	■	■	■	■	●	■	■	■	●	●	●	●	●
<b>2LAK</b> Clear Oak LPL ⊕	●	■	●	■	■	●	■	■	■	●	●	●	●	●

Tip: For the most up to date availability information, please visit [finishlibrary.steelcase.com](http://finishlibrary.steelcase.com).  
 Tip: Products that are missing from the matrix are not available with these surface materials.

Availability  
Matrices

**High-Pressure and Low-Pressure Laminate, continued**

**Legend**

- = Not available
- = Available
- = Available with exceptions
- Ⓢ = Excluded
- Ⓢ = This finish is part of the global surface materials palette. Geographical differences, by product line, may apply.

	Steelcase Systems & Casegoods																			
	Answer	Bivi	Bivi Depot	Brody Desk	Campfire Paper Table	Campfire Personal Table	Campfire Skate Table	Campfire Storage Cabinets	Duo	Elbrook	Flex	Flex Media Cart	FrameOne	Groupwork	High-Density Storage	Jenny Tables	Kick	media.scape	media.scape kiosk	Migration Height-Adjustable Desks
<b>Low-Pressure Laminates (LPL)</b>																				
<b>Woodgrain Laminates</b>																				
<b>2LAN</b> Ash Noce LPL	●	■	■	●	●	●	●	■	●	●	●	●	●	□	●	■	■	●	●	●
<b>2LAT</b> Acacia LPL Ⓢ	●	■	■	●	●	●	●	■	●	●	●	●	●	□	●	■	■	●	●	●
<b>2LAW</b> Ash Wenge LPL	●	■	■	●	●	●	●	■	●	●	●	●	●	□	●	■	■	●	●	●
<b>2LBN</b> Bisque Noce LPL	●	■	■	●	●	●	●	■	●	●	●	●	●	□	●	■	■	●	●	●
<b>2LBW</b> Bisque Wenge LPL	●	■	■	●	●	●	●	■	●	●	●	●	●	□	●	■	■	●	●	●
<b>2LCN</b> Clay Noce LPL	●	■	■	●	●	●	●	■	●	●	●	●	●	□	●	■	■	●	●	●
<b>2LCW</b> Clay Wenge LPL Ⓢ	●	■	■	●	●	●	●	■	●	●	●	●	●	□	●	■	■	●	●	●
<b>2LSN</b> Storm Noce LPL	●	■	■	●	●	●	●	■	●	●	●	●	●	□	●	■	■	●	●	●
<b>2LSW</b> Storm Wenge LPL	●	■	■	●	●	●	●	■	●	●	●	●	●	□	●	■	■	●	●	●
<b>2LWA</b> Grey Kingswood	●	■	■	●	●	●	●	■	●	●	●	●	●	□	●	■	■	●	●	●
<b>2LWB</b> Planked Walnut	●	■	■	●	●	●	●	■	●	●	●	●	●	□	●	■	■	●	●	●
<b>2LWD</b> Resolute Walnut	●	■	■	●	●	●	●	■	●	●	●	●	●	□	●	■	■	●	●	●
<b>2LWG</b> Natural Recon	●	■	■	●	●	●	●	■	●	●	●	●	●	□	●	■	■	●	●	●
<b>2LWF</b> Smoked Walnut Ⓢ	●	■	■	●	●	●	●	■	●	●	●	●	●	□	●	■	■	●	●	●
<b>2TL2</b> Fawn Cypress	●	■	■	●	●	●	●	■	●	●	●	●	●	□	●	■	■	●	●	●
<b>Open Line Laminate (Upcharge)</b>																				
Open Line Laminate	■	●	■	■	●	●	●	●	■	■	■	■	■	●	■	●	■	□	□	■

Tip: For the most up to date availability information, please visit [finishlibrary.steelcase.com](http://finishlibrary.steelcase.com).  
 Tip: Products that are missing from the matrix are not available with these surface materials.

**High-Pressure and Low-Pressure Laminate, continued**

**Legend**

- = Not available
- = Available
- = Available with exceptions
- ⊕ = This finish is part of the global surface materials palette. Geographical differences, by product line, may apply.

	Steelcase Systems & Casegoods, cont.										Steelcase Seating									
	Montage	Ology	ScapeSeries Tables	Simple Tables	Storage Products	Universal Worksurface Products	Verb Tables	V.I.A.	Wall Mount HAD	Work Valet Lockers	B-Free Occasional Tables	B-Free Standing Height Tables	Brody 488 Series WorkLounge	Jenny Tablet Arms	i2i Tablet Arm	Max-Stacker III 477 Series	Player 475 Series	Umami		
<b>Low-Pressure Laminates (LPL)</b>																				
<b>Woodgrain Laminates</b>																				
<b>2LAN</b> Ash Noce LPL	●	●	●	■	●	●	●	■	●	■	●	●	●	■	●	●	●	●		
<b>2LAT</b> Acacia LPL ⊕	●	●	●	■	●	●	●	■	●	■	●	●	●	■	●	●	●	●		
<b>2LAW</b> Ash Wenge LPL	●	●	●	■	●	●	●	■	●	■	●	●	●	■	●	●	●	●		
<b>2LBN</b> Bisque Noce LPL	●	●	●	■	●	●	●	■	●	■	●	●	●	■	●	●	●	●		
<b>2LBW</b> Bisque Wenge LPL	●	●	●	■	●	●	●	■	●	■	●	●	●	■	●	●	●	●		
<b>2LCN</b> Clay Noce LPL	●	●	●	■	●	●	●	■	●	■	●	●	●	■	●	●	●	●		
<b>2LCW</b> Clay Wenge LPL ⊕	●	●	●	■	●	●	●	■	●	■	●	●	●	■	●	●	●	●		
<b>2LSN</b> Storm Noce LPL	●	●	●	■	●	●	●	■	●	■	●	●	●	■	●	●	●	●		
<b>2LSW</b> Storm Wenge LPL	●	●	●	■	●	●	●	■	●	■	●	●	●	■	●	●	●	●		
<b>2LWA</b> Grey Kingswood	●	●	●	■	●	●	●	■	●	■	●	●	●	■	●	●	●	●		
<b>2LWB</b> Planked Walnut	●	●	●	■	●	●	●	■	●	■	●	●	●	■	●	●	●	●		
<b>2LWD</b> Resolute Walnut	●	●	●	■	●	●	●	■	●	■	●	●	●	■	●	●	●	●		
<b>2LWG</b> Natural Recon	●	●	●	■	●	●	●	■	●	■	●	●	●	■	●	●	●	●		
<b>2LWF</b> Smoked Walnut	●	●	●	■	●	●	●	■	●	■	●	●	●	■	●	●	●	●		
<b>2TL2</b> Fawn Cypress	●	●	●	■	●	●	●	■	●	■	●	●	●	■	●	●	●	●		
<b>Open Line Laminate (Upcharge)</b>																				
Open Line Laminate	■	■	□	●	■	■	■	■	●	■	■	■	●	●	●	●	●	●		

Tip: For the most up to date availability information, please visit [finishlibrary.steelcase.com](http://finishlibrary.steelcase.com).  
 Tip: Products that are missing from the matrix are not available with these surface materials.

Laminate Matrix, continued

High-Pressure and Low-Pressure Laminate, continued

Legend

- = Not available
- = Available
- = Available with exceptions
- ⊕ = This finish is part of the global surface materials palette. Geographical differences, by product line, may apply.

	Steelcase Wood Furniture												Steelcase Health Tables	
	Aisia	Baseline Tables	Baseline Bench Seating	Campfire Big Table	Campfire Slim Table	Convenc	Currency Case	Currency Headset	Currency Top	Elective Elements	Mackinac	Verlay	Victor2	Apprise
<b>Low-Pressure Laminates (LPL)</b>														
<b>Woodgrain Laminates</b>														
<b>2LAN</b> Ash Noce LPL	●	■	■	■	■	●	■	■	■	●	●	●	●	●
<b>2LAT</b> Acacia LPL ⊕	●	■	■	■	■	●	■	■	■	●	●	●	●	●
<b>2LAW</b> Ash Wenge LPL	●	■	■	■	■	●	■	■	■	●	●	●	●	●
<b>2LBN</b> Bisque Noce LPL	●	■	■	■	■	●	■	■	■	●	●	●	●	●
<b>2LBW</b> Bisque Wenge LPL	●	■	■	■	■	●	■	■	■	●	●	●	●	●
<b>2LCN</b> Clay Noce LPL	●	■	■	■	■	●	■	■	■	●	●	●	●	●
<b>2LCW</b> Clay Wenge LPL ⊕	●	■	■	■	■	●	■	■	■	●	●	●	●	●
<b>2LSN</b> Storm Noce LPL	●	■	■	■	■	●	■	■	■	●	●	●	●	●
<b>2LSW</b> Storm Wenge LPL	●	■	■	■	■	●	■	■	■	●	●	●	●	●
<b>2LWA</b> Grey Kingswood	●	■	■	■	■	●	■	■	■	●	●	●	●	●
<b>2LWB</b> Planked Walnut	●	■	■	■	■	●	■	■	■	●	●	●	●	●
<b>2LWD</b> Resolute Walnut	●	■	■	■	■	●	■	■	■	●	●	●	●	●
<b>2LWG</b> Natural Recon	●	■	■	■	■	●	■	■	■	●	●	●	●	●
<b>2LWF</b> Smoked Walnut	●	■	■	■	■	●	■	■	■	●	●	●	●	●
<b>2TL2</b> Fawn Cypress	●	■	■	■	■	●	■	■	■	●	●	●	●	●
<b>Open Line Laminate (Upcharge)</b>														
Open Line Laminate	■	■	■	■	●	□	●	●	●	■	■	■	■	■

Tip: For the most up to date availability information, please visit [finishlibrary.steelcase.com](http://finishlibrary.steelcase.com).  
 Tip: Products that are missing from the matrix are not available with these surface materials.



# Plastic Matrix

## Plastic Matrix

### Legend

- = Not available
- = Available
- = Available with exceptions
- ⊕ = This finish is part of the global surface materials palette. Geographical differences, by product line, may apply.

	Steelcase Systems & Casegoods														
	Answer	Bivi	Brody Desk	Flex	Flex Media Cart	FrameOne	Groupwork	Kick	media.scape	media.scape kiosk	Migration Height-Adjustable Desks	Montage	Ology	Privacy Wall	Soffio Screens
<b>5U22</b> Royal Blue	●	●	●	●	●	●	●	●	●	●	●	●	●	●	●
<b>5U23</b> Blue Jay	●	●	●	□	■	●	●	●	●	●	●	●	●	●	●
<b>5U24</b> Scarlet	●	●	●	●	●	●	●	●	●	●	●	●	●	●	●
<b>5U25</b> Malt	●	●	●	●	●	●	●	●	●	●	●	●	●	●	●
<b>5U26</b> Wasabi Too	●	●	●	●	●	●	●	●	●	●	●	●	●	●	●
<b>5U27</b> Concord	●	●	●	●	●	●	●	●	●	●	●	●	●	●	●
<b>5U28</b> Canary	●	●	●	●	●	●	●	●	●	●	●	●	●	●	●
<b>6000</b> Black	■	□	●	□	■	●	●	□	■	■	●	■	●	■	●
<b>6009</b> Arctic White ⊕	■	■	●	□	■	●	●	□	■	■	●	●	●	●	●
<b>6052</b> Milk	□	□	●	●	●	●	●	●	■	■	●	●	●	●	●
<b>6053</b> Seagull ⊕	□	□	■	■	■	●	□	●	■	■	●	●	●	●	●
<b>6059</b> Sterling Dark Solid ⊕	●	●	■	●	●	●	●	●	●	●	●	●	●	●	●
<b>6205</b> Black ⊕	●	●	●	■	●	●	●	●	●	●	●	●	●	●	●
<b>6249</b> Platinum Solid ⊕	□	■	■	■	■	●	●	□	■	■	●	●	●	●	●
<b>6259</b> Midnight	●	●	●	●	●	●	●	●	●	●	●	●	●	●	●
<b>6295</b> Near Black	●	●	●	●	●	●	●	●	●	●	●	●	●	●	●
<b>6302</b> Baltic	●	●	●	●	●	●	●	●	●	●	●	●	●	●	●
<b>6332</b> Citron/Tangerine ⊕	●	●	●	●	●	●	●	●	●	●	●	●	●	●	●

Tip: Not every plastic component is available in every plastic color. The matrix above gives an overview of the plastic colors available on each product line.  
 Tip: For the most up to date availability information, please visit [finishlibrary.steelcase.com](http://finishlibrary.steelcase.com).

**Plastic Matrix, continued**

**Legend**

- = Not available
- = Available
- = Available with exceptions
- ⊕ = This finish is part of the global surface materials palette. Geographical differences, by product line, may apply.

	Steelcase Systems & Casegoods, cont.				Steelcase Seating									
	Storage Products	Universal Worksurface Products	Verb Tables	V.I.A.	Amia 482 Series	Amia Air	Brody 488 Series Footrest	Brody 488 Series Privacy Lounge	Buoy	Cachet 487 Series	Campfire Footrest	cobi 434 Series	i2i 416 Series	Gesture 442 Series
<b>5U22</b> Royal Blue	●	●	●	●	●	■	●	●	●	●	●	●	●	●
<b>5U23</b> Blue Jay	●	●	●	●	●	■	●	●	●	●	●	●	●	●
<b>5U24</b> Scarlet	●	●	●	●	●	■	●	●	●	●	●	●	●	●
<b>5U25</b> Malt	●	●	●	●	●	■	●	●	●	●	●	●	●	●
<b>5U26</b> Wasabi Too	●	●	●	●	●	■	●	●	●	●	●	●	●	●
<b>5U27</b> Concord	●	●	●	●	●	■	●	●	●	●	●	●	●	●
<b>5U28</b> Canary	●	●	●	●	●	■	●	●	●	●	●	●	●	●
<b>6000</b> Black	●	●	●	●	●	●	●	●	●	●	●	●	●	●
<b>6009</b> Arctic White ⊕	●	□	●	□	●	●	●	●	■	●	■	□	□	●
<b>6052</b> Milk	●	●	●	●	●	●	●	●	●	●	●	●	●	●
<b>6053</b> Seagull ⊕	●	●	●	●	●	■	■	■	●	●	●	●	●	□
<b>6059</b> Sterling Dark Solid ⊕	●	●	□	●	●	●	■	■	●	●	●	●	●	●
<b>6205</b> Black ⊕	●	●	●	●	■	■	●	●	■	■	●	■	●	■
<b>6249</b> Platinum Solid ⊕	●	□	■	□	□	■	■	●	●	●	□	■	●	●
<b>6259</b> Midnight	●	●	□	●	●	●	●	●	■	●	●	●	●	●
<b>6295</b> Near Black	●	●	●	●	●	■	●	●	●	●	□	■	●	●
<b>6302</b> Baltic	●	●	●	●	●	●	●	●	●	●	●	●	●	●
<b>6332</b> Citron/Tangerine ⊕	●	●	●	●	●	■	●	●	●	●	●	●	●	●

Tip: Not every plastic component is available in every plastic color. The matrix above gives an overview of the plastic colors available on each product line. Tip: For the most up to date availability information, please visit [finishlibrary.steelcase.com](http://finishlibrary.steelcase.com).

Plastic Matrix, continued

**Plastic Matrix, continued**

**Legend**

- = Not available
- = Available
- = Available with exceptions
- ⊕ = This finish is part of the global surface materials palette. Geographical differences, by product line, may apply.

	Steelcase Seating, cont.																
	Kart	Leap 462 Series	Max-Stacker III 477 Series	Move 490 Series	Node 480 Series	Nooi by Wiesner Hager	Player 475 Series	QIVI 428 Series	Reply 466 Series	Scoop	Shortcut	SILQ 418 Series	Steelcase Series 1	Steelcase Series 2	Tenor	Think 465, Uph Back	Think 465, 3D Knit Back
<b>5U22</b> Royal Blue	●	●	●	●	●	●	●	●	●	●	●	●	■	■	●	●	●
<b>5U23</b> Blue Jay	●	●	●	●	●	●	●	●	●	●	●	●	■	■	●	●	●
<b>5U24</b> Scarlet	●	●	●	●	●	●	●	●	●	●	●	●	■	■	●	●	●
<b>5U25</b> Malt	●	●	●	●	●	●	●	●	●	●	●	●	■	■	●	●	●
<b>5U26</b> Wasabi Too	●	●	●	●	●	●	●	●	●	●	●	●	■	■	●	●	●
<b>5U27</b> Concord	●	●	●	●	●	●	●	●	●	●	●	●	■	■	●	●	●
<b>5U28</b> Canary	●	●	●	●	●	●	●	●	●	●	●	●	■	■	●	●	●
<b>6000</b> Black	●	●	●	●	●	●	●	●	●	●	●	●	●	●	●	●	●
<b>6009</b> Arctic White ⊕	●	●	■	□	□	●	●	□	●	●	□	●	●	●	■	●	●
<b>6052</b> Milk	□	●	●	●	●	●	●	●	●	●	●	●	●	●	●	●	●
<b>6053</b> Seagull ⊕	□	●	●	●	□	●	●	□	●	□	●	●	■	●	●	●	●
<b>6059</b> Sterling Dark Solid ⊕	●	●	■	□	□	●	●	●	●	●	□	□	□	□	■	●	●
<b>6205</b> Black ⊕	■	■	■	■	□	●	■	■	■	●	□	□	■	■	■	■	■
<b>6249</b> Platinum Solid ⊕	□	□	■	■	■	●	■	□	□	●	■	□	■	□	■	●	●
<b>6259</b> Midnight	□	□	■	□	□	●	●	●	●	●	□	●	●	●	●	●	●
<b>6295</b> Near Black	●	●	●	●	□	●	●	●	●	●	●	●	■	□	●	●	●
<b>6302</b> Baltic	●	●	●	●	●	●	●	●	●	●	●	●	●	●	●	●	●
<b>6332</b> Citron/Tangerine ⊕	●	●	■	□	□	●	●	●	●	●	□	●	■	□	●	●	●

Tip: Not every plastic component is available in every plastic color. The matrix above gives an overview of the plastic colors available on each product line.  
 Tip: For the most up to date availability information, please visit [finishlibrary.steelcase.com](http://finishlibrary.steelcase.com).

**Plastic Matrix, continued**

**Legend**

- = Not available
- = Available
- = Available with exceptions
- ⊕ = This finish is part of the global surface materials palette. Geographical differences, by product line, may apply.

	Steelcase Health Seating	Steelcase Wood Furniture					Worktools			
	Apprise	Aisla	Baseline Tables	Elective Elements	Mackinac	Computer Support Tools	SOTO Box Bundle	Lighting	Organizational Worktools	
<b>5U22</b> Royal Blue	●	●	●	●	●	●	●	●	●	
<b>5U23</b> Blue Jay	●	●	□	●	●	●	●	●	●	
<b>5U24</b> Scarlet	●	●	●	●	●	●	●	●	●	
<b>5U25</b> Malt	●	●	●	●	●	●	●	●	●	
<b>5U26</b> Wasabi Too	●	●	●	●	●	●	●	●	●	
<b>5U27</b> Concord	●	●	●	●	●	●	●	●	●	
<b>5U28</b> Canary	●	●	●	●	●	●	●	●	●	
<b>6000</b> Black	●	■	●	■	■	●	●	●	□	
<b>6009</b> Arctic White ⊕	■	■	●	■	■	●	■	●	□	
<b>6052</b> Milk	●	●	●	●	●	●	●	●	●	
<b>6053</b> Seagull ⊕	●	■	●	●	■	●	●	●	●	
<b>6059</b> Sterling Dark Solid ⊕	●	●	●	●	●	●	●	●	□	
<b>6205</b> Black ⊕	●	●	●	●	●	●	●	●	●	
<b>6249</b> Platinum Solid ⊕	■	■	□	■	■	●	●	●	□	
<b>6259</b> Midnight	●	●	●	●	●	●	●	●	●	
<b>6295</b> Near Black	●	●	●	●	●	●	●	●	●	
<b>6302</b> Baltic	●	●	●	●	●	●	■	●	●	
<b>6332</b> Citron/Tangerine ⊕	●	●	●	●	●	●	●	●	●	

Tip: Not every plastic component is available in every plastic color. The matrix above gives an overview of the plastic colors available on each product line.  
 Tip: For the most up to date availability information, please visit [finishlibrary.steelcase.com](https://finishlibrary.steelcase.com).

Plastic Matrix, continued

**Plastic Matrix, continued**

**Legend**

- = Not available
- = Available
- = Available with exceptions
- Ⓢ = Excluded
- ⊕ = This finish is part of the global surface materials palette. Geographical differences, by product line, may apply.

	Steelcase Casegoods & Systems, cont.														
	Answer	Bivi	Brody Desk	Flex	Flex Media Cart	FrameOne	Groupwork	Kick	media.scape	media.scape kiosk	Migration Height-Adjustable Desks	Montage	Ology	Privacy Wall	Soffio Screens
<b>6333</b> Picasso ⊕	●	●	●	●	●	●	●	●	●	●	●	●	●	●	●
<b>6334</b> Flash ⊕	●	●	●	●	●	●	●	●	●	●	●	●	●	●	●
<b>6335</b> Wasabi ⊕	●	●	●	●	●	●	●	●	●	●	●	●	●	●	●
<b>6336</b> Jazz ⊕	●	●	●	●	●	●	●	●	●	●	●	●	●	●	●
<b>6337</b> Element ⊕	●	●	●	□	■	●	●	●	●	●	●	●	●	●	●
<b>6338</b> Chili ⊕	●	●	●	□	■	●	●	●	●	●	●	●	●	●	●
<b>6505</b> Frosted White	●	●	●	●	●	●	●	□	●	●	●	●	●	●	●
<b>6527</b> Merle ⊕	●	■	●	■	●	●	■	●	●	●	●	●	●	●	■
<b>6559</b> Satin Ice Acrylic	●	●	■	●	●	●	●	●	●	●	●	●	●	●	●
<b>6560</b> Clear	●	●	●	●	●	●	●	●	●	●	●	●	●	●	●
<b>6607</b> Woodrose Ⓢ	●	●	●	●	●	●	●	●	●	●	●	●	●	●	●
<b>6608</b> Driftwood Ⓢ	●	●	●	●	●	●	●	●	●	●	●	●	●	●	●
<b>6609</b> Smoke Ⓢ	●	●	●	●	●	●	●	●	●	●	●	●	●	●	●
<b>6612</b> Grey Value 2 Ⓢ	●	●	●	●	●	●	●	●	●	●	●	●	●	●	●
<b>6618</b> White	●	●	●	●	●	●	●	●	●	●	●	●	●	■	●
<b>6625</b> Translucent	●	●	●	●	●	●	●	□	●	●	●	●	●	●	●
<b>6631</b> Cream Ⓢ	●	□	●	●	●	●	●	●	■	■	●	●	●	●	●
<b>6635</b> Dawn Ⓢ	●	□	●	●	●	●	●	●	■	■	●	●	●	●	●
<b>6636</b> Mist	●	□	●	●	●	●	●	●	■	■	●	●	●	●	●
<b>6643</b> Fusion Light	●	●	●	●	●	●	●	●	●	●	●	●	●	●	●
<b>6644</b> Fusion Dark	●	●	●	●	●	●	●	●	●	●	●	●	●	●	●
<b>6650</b> Sodium Ⓢ	●	●	●	●	●	●	●	●	●	●	●	●	●	●	●
<b>6651</b> Tungsten Ⓢ	●	□	●	●	●	●	●	●	●	●	●	●	●	●	●
<b>6652</b> Titanium ⊕	●	□	●	●	●	●	●	□	●	●	●	●	●	●	●

Tip: Not every plastic component is available in every plastic color. The matrix above gives an overview of the plastic colors available on each product line.  
 Tip: For the most up to date availability information, please visit [finishlibrary.steelcase.com](http://finishlibrary.steelcase.com).

**Plastic Matrix, continued**

**Legend**

- = Not available
- = Available
- = Available with exceptions
- Ⓢ = Excluded
- ⊕ = This finish is part of the global surface materials palette. Geographical differences, by product line, may apply.

	Steelcase Caseworks & Systems, cont.				Steelcase Seating									
	Storage Products	Universal Worksurface Products	Verb Tables	V.I.A.	Amia 482 Series	Amia Air	Brody 488 Series Footrest	Brody 488 Series Privacy Lounge	Buoy	Cachet 487 Series	Campfire Footrest	cobi 434 Series	i2i 416 Series	Gesture 442 Series
<b>6333</b> Picasso ⊕	●	●	●	●	●	●	●	●	■	●	■	●	●	●
<b>6334</b> Flash ⊕	●	●	●	●	●	●	●	●	●	●	●	●	●	●
<b>6335</b> Wasabi ⊕	●	●	●	●	●	●	●	●	■	●	■	●	●	●
<b>6336</b> Jazz ⊕	●	●	●	●	●	●	●	●	●	●	●	●	●	●
<b>6337</b> Element ⊕	●	●	□	●	●	●	●	●	■	●	●	●	●	●
<b>6338</b> Chili ⊕	●	●	●	●	●	●	●	●	■	●	■	●	●	●
<b>6505</b> Frosted White	●	●	●	●	●	●	●	●	●	●	●	●	●	●
<b>6527</b> Merle ⊕	●	●	●	□	□	□	●	□	■	●	■	●	●	■
<b>6559</b> Satin Ice Acrylic	●	●	●	●	●	●	●	■	●	●	●	●	●	●
<b>6560</b> Clear	●	●	●	●	●	●	●	●	●	●	●	●	●	●
<b>6607</b> Woodrose Ⓢ	●	●	●	●	●	●	●	●	●	●	●	●	●	●
<b>6608</b> Driftwood Ⓢ	●	●	●	●	●	●	●	●	●	●	●	●	●	●
<b>6609</b> Smoke Ⓢ	●	●	●	●	●	●	●	●	●	●	●	●	●	●
<b>6612</b> Grey Value 2 Ⓢ	●	●	●	●	●	●	●	●	●	●	●	●	●	●
<b>6618</b> White	●	●	●	●	●	●	●	●	●	●	●	●	●	●
<b>6625</b> Translucent	●	●	●	●	●	●	●	●	●	●	●	●	●	●
<b>6631</b> Cream Ⓢ	□	■	●	●	●	●	●	●	●	●	●	●	●	●
<b>6635</b> Dawn Ⓢ	□	■	●	●	●	●	●	●	●	●	●	●	●	●
<b>6636</b> Mist	□	■	●	●	●	●	●	●	●	●	●	●	●	●
<b>6643</b> Fusion Light	●	●	●	●	●	●	●	●	●	●	●	●	●	●
<b>6644</b> Fusion Dark	●	●	●	●	●	●	●	●	●	●	●	●	●	●
<b>6650</b> Sodium Ⓢ	●	●	●	●	●	●	●	●	●	●	●	●	●	●
<b>6651</b> Tungsten Ⓢ	●	●	●	●	●	●	●	●	●	●	●	●	●	●
<b>6652</b> Titanium Ⓢ	●	●	●	●	●	●	●	●	●	●	●	●	●	●

Tip: Not every plastic component is available in every plastic color. The matrix above gives an overview of the plastic colors available on each product line.  
 Tip: For the most up to date availability information, please visit [finishlibrary.steelcase.com](http://finishlibrary.steelcase.com).

**Plastic Matrix, continued**

**Legend**

- = Not available
- = Available
- = Available with exceptions
- Ⓢ = Excluded
- ⊕ = This finish is part of the global surface materials palette. Geographical differences, by product line, may apply.

	Steelcase Seating, cont.																
	Kart	Leap 462 Series	Max-Stacker III 477 Series	Move 490 Series	Node 480 Series	Nooi by Wiesner Hager	Player 475 Series	QIVI 428 Series	Reply 466 Series	Scoop	Shortcut	SILQ 418 Series	Steelcase Series 1	Steelcase Series 2	Tenor	Think 465, Uph Back	Think 465, 3D Knit Back
<b>6333</b> Picasso ⊕	●	●	●	●	□	●	●	●	●	●	□	●	●	●	●	●	●
<b>6334</b> Flash ⊕	●	●	●	●	□	●	●	●	●	●	●	●	●	●	●	●	●
<b>6335</b> Wasabi ⊕	●	●	■	□	□	●	●	●	●	●	□	●	●	●	■	●	●
<b>6336</b> Jazz ⊕	●	●	■	□	□	●	●	●	●	■	□	●	●	●	■	●	●
<b>6337</b> Element ⊕	●	●	■	□	●	●	●	●	●	●	●	●	●	●	●	●	●
<b>6338</b> Chili ⊕	●	●	■	□	□	●	●	●	●	●	□	●	●	●	■	●	●
<b>6505</b> Frosted White	●	●	●	●	●	●	●	●	●	●	●	●	●	●	●	●	●
<b>6527</b> Merle ⊕	□	●	●	●	■	●	●	●	●	●	■	□	●	□	■	●	□
<b>6559</b> Satin Ice Acrylic	●	●	●	●	●	●	●	●	●	●	●	●	●	●	●	●	●
<b>6560</b> Clear	●	●	●	●	●	●	●	●	●	●	●	●	●	●	●	●	●
<b>6607</b> Woodrose Ⓢ	●	●	●	●	●	●	●	●	●	●	●	●	●	●	●	●	●
<b>6608</b> Driftwood Ⓢ	●	●	●	●	●	●	●	●	●	●	●	●	●	●	●	●	●
<b>6609</b> Smoke Ⓢ	●	●	●	●	●	●	●	●	●	●	●	●	●	●	●	●	●
<b>6612</b> Grey Value 2 Ⓢ	●	●	●	●	●	●	●	●	●	●	●	●	●	●	●	●	●
<b>6618</b> White	●	●	●	●	●	●	●	●	●	■	●	●	●	●	●	●	●
<b>6625</b> Translucent	●	●	●	●	●	●	●	●	●	●	●	●	●	●	●	●	●
<b>6631</b> Cream Ⓢ	●	●	●	●	●	●	●	●	●	●	●	●	●	●	●	●	●
<b>6635</b> Dawn Ⓢ	●	●	●	●	●	●	●	●	●	●	●	●	●	●	●	●	●
<b>6636</b> Mist	●	●	●	●	●	●	●	●	●	●	●	●	●	●	●	●	●
<b>6643</b> Fusion Light	●	●	●	●	●	●	●	●	●	●	●	●	●	●	●	●	●
<b>6644</b> Fusion Dark	●	●	●	●	●	●	●	●	●	●	●	●	●	●	●	●	●
<b>6650</b> Sodium Ⓢ	●	●	●	●	●	●	●	●	●	●	●	●	●	●	●	●	●
<b>6651</b> Tungsten Ⓢ	●	●	●	●	●	●	●	●	●	●	●	●	●	●	●	●	●
<b>6652</b> Titanium Ⓢ	●	●	●	●	●	●	●	●	●	●	●	●	●	●	●	●	●

Tip: Not every plastic component is available in every plastic color. The matrix above gives an overview of the plastic colors available on each product line.  
 Tip: For the most up to date availability information, please visit [finishlibrary.steelcase.com](http://finishlibrary.steelcase.com).

**Plastic Matrix, continued**

**Legend**

- = Not available
- = Available
- = Available with exceptions
- Ⓢ = Excluded
- Ⓢ = This finish is part of the global surface materials palette. Geographical differences, by product line, may apply.

	Steelcase Health Seating	Steelcase Wood Furniture	Steelcase Health Seating	Steelcase Wood Furniture	Steelcase Health Seating	Steelcase Wood Furniture	Steelcase Health Seating	Steelcase Wood Furniture	
	Apprise	Aisla	Baseline Tables	Elective Elements	Mackinac	Computer Support Tools	SOTO Box Bundle	Lighting	Organizational Worktools
<b>6333</b> Picasso Ⓢ	●	●	●	●	●	●	●	●	●
<b>6334</b> Flash Ⓢ	●	●	●	●	●	●	●	●	●
<b>6335</b> Wasabi Ⓢ	●	●	●	●	●	●	●	●	●
<b>6336</b> Jazz Ⓢ	●	●	●	●	●	●	●	●	●
<b>6337</b> Element Ⓢ	●	●	□	●	●	●	●	●	●
<b>6338</b> Chili Ⓢ	●	●	□	●	●	●	■	●	●
<b>6505</b> Frosted White	●	●	●	●	●	●	●	●	●
<b>6527</b> Merle Ⓢ	■	■	□	●	■	●	■	●	□
<b>6559</b> Satin Ice Acrylic	●	●	●	●	●	●	●	●	●
<b>6560</b> Clear	●	●	●	●	●	●	●	●	●
<b>6607</b> Woodrose Ⓢ	●	●	●	●	●	●	●	●	●
<b>6608</b> Driftwood Ⓢ	●	●	●	●	●	●	●	●	●
<b>6609</b> Smoke Ⓢ	●	●	●	●	●	●	●	●	●
<b>6612</b> Grey Value 2 Ⓢ	●	●	●	●	●	●	●	●	●
<b>6618</b> White	●	●	●	●	●	●	●	●	●
<b>6625</b> Translucent	●	●	●	●	●	●	●	●	●
<b>6631</b> Cream Ⓢ	●	●	●	●	●	●	●	●	●
<b>6635</b> Dawn Ⓢ	●	●	●	●	●	●	●	●	●
<b>6636</b> Mist	●	●	●	●	●	●	●	●	●
<b>6643</b> Fusion Light	●	●	●	●	●	●	●	●	●
<b>6644</b> Fusion Dark	●	●	●	●	●	●	●	●	●
<b>6650</b> Sodium Ⓢ	●	●	●	●	●	●	●	●	●
<b>6651</b> Tungsten Ⓢ	●	■	●	■	●	●	●	●	●
<b>6652</b> Titanium Ⓢ	●	■	●	■	●	●	●	□	●

*Tip: Not every plastic component is available in every plastic color. The matrix above gives an overview of the plastic colors available on each product line.  
Tip: For the most up to date availability information, please visit [finishlibrary.steelcase.com](http://finishlibrary.steelcase.com).*

Plastic Matrix, continued

**Plastic Matrix, continued**

**Legend**

- = Not available
- = Available
- = Available with exceptions
- Ⓢ = Excluded
- ⊕ = This finish is part of the global surface materials palette. Geographical differences, by product line, may apply.

	Steelcase Casegoods & Systems														
	Answer	Bivi	Brody Desk	Flex	Flex Media Cart	FrameOne	Groupwork	Kick	media:scape	media:scape kiosk	Migration Height-Adjustable Desks	Montage	Ology	Privacy Wall	Soffio Screens
<b>6653</b> Solar Black Ⓢ	●	●	●	●	●	●	●	●	●	●	●	●	●	●	●
<b>6654</b> Sand	■	■	●	●	●	●	●	■	■	●	●	●	●	■	●
<b>6655</b> Warm White	●	●	■	●	●	●	●	●	●	●	●	●	●	●	●
<b>6659</b> Light Grey Ⓢ	●	●	●	●	●	●	●	●	●	●	●	●	●	●	●
<b>6681</b> Grotto Ⓢ	●	●	●	●	●	●	●	●	●	●	●	●	●	●	●
<b>6682</b> Cobblestone Ⓢ	●	●	●	●	●	●	●	●	●	●	●	●	●	●	●
<b>6685</b> Champagne Metallic	□	●	●	●	●	●	●	●	●	●	●	●	●	●	●
<b>6686</b> Gold Dust Ⓢ	□	●	●	●	●	●	●	●	●	●	●	●	●	●	●
<b>6688</b> Steel Ⓢ	□	●	●	●	●	●	●	●	●	●	●	●	●	●	●
<b>6695</b> Midnight	□	□	●	●	●	●	●	■	■	●	●	●	●	■	●
<b>6696</b> Sterling Metallic Ⓢ	□	●	●	●	●	●	●	●	●	●	●	●	●	●	●
<b>6697</b> Fog	■	□	●	●	●	●	●	■	■	●	●	●	●	■	●
<b>6698</b> Fieldstone	■	□	●	●	●	●	●	■	■	●	●	●	●	●	●
<b>6699</b> Platinum Metallic	□	●	●	●	●	●	●	●	●	●	●	●	●	●	●
<b>6731</b> Narrow Fluted Clear	●	●	●	●	●	●	●	●	●	●	●	●	●	●	●
<b>6899</b> Platinum	●	●	●	●	●	●	●	●	●	●	●	●	■	●	●
<b>6B03</b> Red	■	■	●	●	●	●	●	●	●	●	●	●	●	●	●
<b>6BD8</b> Snow ⊕	●	□	●	●	●	●	●	●	●	●	●	●	●	●	●
<b>6BE1</b> Ore ⊕	●	●	●	●	●	●	●	●	●	●	●	●	●	●	●
<b>6BE2</b> Light Peacock	●	●	●	●	●	●	●	●	●	●	●	●	●	●	●
<b>6BE3</b> Cotton Candy	●	●	●	●	●	●	●	●	●	●	●	●	●	●	●
<b>6288</b> Charcoal	●	●	●	●	●	●	●	●	●	●	●	●	●	●	●
<b>6544</b> Frost	●	●	●	●	●	●	●	●	●	●	●	●	●	●	●
<b>6546</b> Rain	●	●	●	●	●	●	●	●	●	●	●	●	●	●	●

Tip: Not every plastic component is available in every plastic color. The matrix above gives an overview of the plastic colors available on each product line.  
 Tip: For the most up to date availability information, please visit [finishlibrary.steelcase.com](http://finishlibrary.steelcase.com).

**Plastic Matrix, continued**

**Legend**

- = Not available
- = Available
- = Available with exceptions
- Ⓢ = Excluded
- ⊕ = This finish is part of the global surface materials palette. Geographical differences, by product line, may apply.

	Steelcase Casegoods & Systems, cont.				Steelcase Seating										
	Storage Products	Universal Worksurface Products	Verb Tables	V.I.A.	Amia 482 Series	Amia Air	Brody 488 Series Footrest	Brody 488 Series Privacy Lounge	Buoy	Cachet 487 Series	Campfire Footrest	cobi 434 Series	i2i 416 Series	Gesture 442 Series	
<b>6653</b> Solar Black Ⓢ	●	●	●	●	●	●	●	●	●	●	●	●	●	●	
<b>6654</b> Sand	●	●	■	●	●	●	●	●	●	●	●	●	●	●	
<b>6655</b> Warm White	●	□	●	□	●	●	●	●	■	●	■	□	□	●	
<b>6659</b> Light Grey Ⓢ	●	●	●	●	●	●	●	●	●	●	●	●	●	●	
<b>6681</b> Grotto Ⓢ	●	●	●	●	●	●	●	●	●	●	●	●	●	●	
<b>6682</b> Cobblestone Ⓢ	●	●	●	●	●	●	●	●	●	●	●	●	●	●	
<b>6685</b> Champagne Metallic	●	●	●	●	●	●	●	●	●	●	●	●	●	●	
<b>6686</b> Gold Dust Ⓢ	●	●	●	●	●	●	●	●	●	●	●	●	●	●	
<b>6688</b> Steel Ⓢ	●	●	●	●	●	●	●	●	●	●	●	●	●	●	
<b>6695</b> Midnight	●	□	●	●	●	●	●	●	●	●	●	●	●	●	
<b>6696</b> Sterling Metallic Ⓢ	●	●	●	●	●	●	●	●	●	●	●	●	●	●	
<b>6697</b> Fog	●	●	●	●	●	●	●	●	●	●	●	●	●	●	
<b>6698</b> Fieldstone	●	●	●	●	●	●	●	●	●	●	●	●	●	●	
<b>6699</b> Platinum Metallic	●	●	●	●	●	●	●	●	●	●	●	●	●	●	
<b>6731</b> Narrow Fluted Clear	●	●	●	●	●	●	●	●	●	●	●	●	●	●	
<b>6899</b> Platinum	●	●	●	●	●	●	●	●	●	●	●	●	●	□	
<b>6B03</b> Red	●	●	●	□	●	●	●	●	●	●	●	●	●	●	
<b>6BD8</b> Snow ⊕	●	●	●	●	●	●	●	●	●	●	●	●	●	●	
<b>6BE1</b> Ore ⊕	●	●	●	●	●	●	●	●	■	●	●	●	●	●	
<b>6BE2</b> Light Peacock	●	●	●	●	●	●	●	●	●	●	●	●	●	●	
<b>6BE3</b> Cotton Candy	●	●	●	●	●	●	●	●	●	●	●	●	●	●	
<b>6288</b> Charcoal	●	●	●	●	●	●	●	●	●	●	●	●	●	●	
<b>6544</b> Frost	●	●	●	●	●	●	●	●	●	●	●	●	●	●	
<b>6546</b> Rain	●	●	●	●	●	●	●	●	●	●	●	●	●	●	

Tip: Not every plastic component is available in every plastic color. The matrix above gives an overview of the plastic colors available on each product line.  
 Tip: For the most up to date availability information, please visit [finishlibrary.steelcase.com](http://finishlibrary.steelcase.com).

**Plastic Matrix, continued**

**Legend**

- = Not available
- = Available
- = Available with exceptions
- Ⓢ = Excluded
- ⊕ = This finish is part of the global surface materials palette. Geographical differences, by product line, may apply.

	Steelcase Seating, cont.																
	Kart	Leap 462 Series	Max-Stacker III 477 Series	Move 490 Series	Node 480 Series	Nooi by Wiesner Hager	Player 475 Series	QIVI 428 Series	Reply 466 Series	Scoop	Shortcut	SILQ 418 Series	Steelcase Series 1	Steelcase Series 2	Tenor	Think 465, Uph Back	Think 465, 3D Knit Back
<b>6653</b> Solar Black Ⓢ	●	●	●	●	●	●	●	●	●	●	●	●	●	●	●	●	●
<b>6654</b> Sand	●	●	●	●	●	●	●	●	●	●	●	●	●	●	●	●	●
<b>6655</b> Warm White	●	●	■	□	□	●	●	□	●	●	□	●	●	●	■	●	●
<b>6659</b> Light Grey Ⓢ	●	●	●	●	●	●	●	●	●	●	●	●	●	●	●	●	●
<b>6681</b> Grotto Ⓢ	●	●	●	●	●	●	●	●	●	●	●	●	●	●	●	●	●
<b>6682</b> Cobblestone Ⓢ	●	●	●	●	●	●	●	●	●	■	●	●	●	●	●	●	●
<b>6685</b> Champagne Metallic	●	●	●	●	●	●	●	●	●	●	●	●	●	●	●	●	●
<b>6686</b> Gold Dust Ⓢ	●	●	●	●	●	●	●	●	●	●	●	●	●	●	●	●	●
<b>6688</b> Steel Ⓢ	●	●	●	●	●	●	●	●	●	●	●	●	●	●	●	●	●
<b>6695</b> Midnight	●	●	●	●	●	●	●	●	●	●	●	●	●	●	●	●	●
<b>6696</b> Sterling Metallic Ⓢ	●	●	●	●	●	●	●	●	●	●	●	●	●	●	●	●	●
<b>6697</b> Fog	●	●	●	●	●	●	●	●	●	●	●	●	●	●	●	●	●
<b>6698</b> Fieldstone	●	●	●	●	●	●	●	●	●	●	●	●	●	●	●	●	●
<b>6699</b> Platinum Metallic	●	●	●	●	●	●	●	●	●	●	●	●	●	●	●	●	●
<b>6731</b> Narrow Fluted Clear	●	●	●	●	●	●	●	●	●	●	●	●	●	●	●	●	●
<b>6899</b> Platinum	●	●	●	●	●	●	●	●	●	●	●	●	●	●	●	●	●
<b>6B03</b> Red	●	●	●	●	●	●	●	●	●	●	●	●	●	●	●	●	●
<b>6BD8</b> Snow ⊕	●	●	●	●	●	●	●	●	●	●	●	●	●	●	●	●	●
<b>6BE1</b> Ore ⊕	●	●	■	□	●	●	●	●	●	■	●	●	●	●	●	●	●
<b>6BE2</b> Light Peacock	●	●	●	●	●	●	●	●	●	●	●	●	●	●	●	●	●
<b>6BE3</b> Cotton Candy	●	●	●	●	●	●	●	●	●	●	●	●	●	●	●	●	●
<b>6288</b> Charcoal	●	●	●	●	●	●	●	●	●	●	●	●	●	●	●	●	●
<b>6544</b> Frost	●	●	●	●	●	●	●	●	●	●	●	●	●	●	●	●	●
<b>6546</b> Rain	●	●	●	●	●	●	●	●	●	●	●	●	●	●	●	●	●

Tip: Not every plastic component is available in every plastic color. The matrix above gives an overview of the plastic colors available on each product line.  
 Tip: For the most up to date availability information, please visit [finishlibrary.steelcase.com](http://finishlibrary.steelcase.com).

**Plastic Matrix, continued**

**Legend**

- = Not available
- = Available
- = Available with exceptions
- Ⓢ = Excluded
- ⊕ = This finish is part of the global surface materials palette. Geographical differences, by product line, may apply.

	Steelcase Health Seating	Steelcase Wood Furniture	Steelcase Health Seating	Steelcase Wood Furniture	Steelcase Health Seating	Steelcase Wood Furniture	Steelcase Health Seating	Steelcase Wood Furniture	
	Apprise	Aisla	Baseline Tables	Elective Elements	Mackinac	Computer Support Tools	SOTO Box Bundle	Lighting	Organizational Worktools
<b>6653</b> Solar Black Ⓢ	●	●	●	■	●	●	●	●	●
<b>6654</b> Sand	■	■	●	■	●	●	●	●	□
<b>6655</b> Warm White	●	●	●	■	■	●	■	●	□
<b>6659</b> Light Grey Ⓢ	●	●	●	●	●	●	●	●	●
<b>6681</b> Grotto Ⓢ	●	●	●	■	●	●	●	●	●
<b>6682</b> Cobblestone Ⓢ	●	●	●	●	●	●	●	●	●
<b>6685</b> Champagne Metallic	●	●	●	●	●	●	●	●	●
<b>6686</b> Gold Dust Ⓢ	●	●	●	●	●	●	●	●	●
<b>6688</b> Steel Ⓢ	●	●	●	●	●	●	●	●	●
<b>6695</b> Midnight	●	●	●	●	●	●	●	●	●
<b>6696</b> Sterling Metallic Ⓢ	●	●	●	●	●	●	●	●	●
<b>6697</b> Fog	●	■	●	●	●	●	●	●	□
<b>6698</b> Fieldstone	●	●	●	●	●	●	●	●	●
<b>6699</b> Platinum Metallic	●	●	●	●	●	●	●	●	●
<b>6731</b> Narrow Fluted Clear	●	●	●	●	●	●	●	●	●
<b>6899</b> Platinum	●	●	●	●	●	●	●	●	●
<b>6B03</b> Red	●	■	●	●	●	●	●	●	●
<b>6BD8</b> Snow ⊕	●	●	●	●	●	●	●	●	●
<b>6BE1</b> Ore ⊕	●	●	●	●	●	●	●	●	●
<b>6BE2</b> Light Peacock	●	●	●	●	●	●	■	●	●
<b>6BE3</b> Cotton Candy	●	●	●	●	●	●	■	●	●
<b>6288</b> Charcoal	●	●	●	●	●	□	●	●	●
<b>6544</b> Frost	●	●	●	●	●	□	●	●	□
<b>6546</b> Rain	●	●	●	●	●	●	●	●	□

Tip: Not every plastic component is available in every plastic color. The matrix above gives an overview of the plastic colors available on each product line.  
 Tip: For the most up to date availability information, please visit [finishlibrary.steelcase.com](http://finishlibrary.steelcase.com).

Plastic Matrix, continued

**Plastic Matrix, continued**

**Legend**

- = Not available
- = Available
- = Available with exceptions
- ⊕ = This finish is part of the global surface materials palette. Geographical differences, by product line, may apply.

	Steelcase Casegoods & Systems												
	Answer	Brody Desk	Flex	Flex Media Cart	FrameOne	Groupwork	media.scape	media.scape kiosk	Migration Height-Adjustable Desks	Montage	Ology	Privacy Wall	Soffio Screens
<b>6BC2</b> Purple ⊕	●	●	●	●	●	●	●	●	●	●	●	●	●
<b>6BC8</b> Gold	●	●	●	●	●	●	●	●	●	●	●	●	●
<b>6BD1</b> Aubergine ⊕	●	●	●	●	●	●	●	●	●	●	●	●	●
<b>6BD2</b> Peacock ⊕	●	●	●	●	●	●	●	●	●	●	●	●	●
<b>6BD3</b> Jungle ⊕	●	●	●	●	●	●	●	●	●	●	●	●	●
<b>6BD4</b> Merlot ⊕	●	●	●	●	●	●	●	●	●	●	●	●	●
<b>6BD5</b> Honey ⊕	●	●	●	●	●	●	●	●	●	●	●	●	●
<b>6BD6</b> Lagoon ⊕	●	●	●	●	●	●	●	●	●	●	●	●	●
<b>6BD7</b> Saffron ⊕	●	●	●	●	●	●	●	●	●	●	●	●	●
<b>6BE5</b> Olivine	●	●	●	●	●	●	●	●	●	●	●	●	●
<b>6BE6</b> Sea Salt	●	●	●	●	●	●	●	●	●	●	●	●	●
<b>Nooi Plastics by Wiesner Hager</b>													
<b>WH71</b> White/Mocca Anthracite	●	●	●	●	●	●	●	●	●	●	●	●	●
<b>WH72</b> Black/Black	●	●	●	●	●	●	●	●	●	●	●	●	●
<b>WH73</b> White/White	●	●	●	●	●	●	●	●	●	●	●	●	●
<b>WH74</b> Mocca Anthracite/Mocca Anthracite	●	●	●	●	●	●	●	●	●	●	●	●	●
<b>WH75</b> White/Light Blue	●	●	●	●	●	●	●	●	●	●	●	●	●
<b>WH76</b> White/Aellow	●	●	●	●	●	●	●	●	●	●	●	●	●
<b>WH77</b> White/Terra	●	●	●	●	●	●	●	●	●	●	●	●	●
<b>WH78</b> White/Warm Grey	●	●	●	●	●	●	●	●	●	●	●	●	●
<b>WH79</b> White/Black	●	●	●	●	●	●	●	●	●	●	●	●	●
<b>WH95</b> Black	●	●	●	●	●	●	●	●	●	●	●	●	●
<b>WH96</b> White	●	●	●	●	●	●	●	●	●	●	●	●	●

Tip: Not every plastic component is available in every plastic color. The matrix above gives an overview of the plastic colors available on each product line.  
 Tip: For the most up to date availability information, please visit [finishlibrary.steelcase.com](http://finishlibrary.steelcase.com).

**Plastic Matrix, continued**

**Legend**

- = Not available
- = Available
- = Available with exceptions
- ⊕ = This finish is part of the global surface materials palette. Geographical differences, by product line, may apply.

	Steelcase Caseloads & Systems, cont.				Steelcase Seating									
	Storage Products	Universal Worksurface Products	Verb Tables	V.I.A.	Amia 482 Series	Amia Air	Brody 488 Series Footrest	Brody 488 Series Privacy Lounge	Buoy	Cachet 487 Series	Campfire Footrest	cobi 434 Series	i2i 416 Series	Gesture 442 Series
<b>6BC2</b> Purple ⊕	●	●	●	●	●	●	●	●	●	●	●	●	●	●
<b>6BC8</b> Gold	●	●	●	●	●	●	●	●	●	●	●	●	●	●
<b>6BD1</b> Aubergine ⊕	●	●	●	●	●	■	●	●	■	●	●	●	●	●
<b>6BD2</b> Peacock ⊕	●	●	●	●	●	■	●	●	■	●	●	●	●	●
<b>6BD3</b> Jungle ⊕	●	●	●	●	●	■	●	●	●	●	●	●	●	●
<b>6BD4</b> Merlot ⊕	●	●	●	●	●	■	●	●	●	●	●	●	●	●
<b>6BD5</b> Honey ⊕	●	●	●	●	●	■	●	●	■	●	●	●	●	●
<b>6BD6</b> Lagoon ⊕	●	●	●	●	●	■	●	●	■	●	●	●	●	●
<b>6BD7</b> Saffron ⊕	●	●	●	●	●	■	●	●	■	●	●	●	●	●
<b>6BE5</b> Olivine	●	●	●	●	●	●	●	●	●	●	●	●	●	●
<b>6BE6</b> Sea Salt	●	●	●	●	●	●	●	●	●	●	●	●	●	●
<b>Nooi Plastics by Wiesner Hager</b>														
<b>WH71</b> White/Mocca Anthracite	●	●	●	●	●	●	●	●	●	●	●	●	●	●
<b>WH72</b> Black/Black	●	●	●	●	●	●	●	●	●	●	●	●	●	●
<b>WH73</b> White/White	●	●	●	●	●	●	●	●	●	●	●	●	●	●
<b>WH74</b> Mocca Anthracite/Mocca Anthracite	●	●	●	●	●	●	●	●	●	●	●	●	●	●
<b>WH75</b> White/Light Blue	●	●	●	●	●	●	●	●	●	●	●	●	●	●
<b>WH76</b> White/Aellow	●	●	●	●	●	●	●	●	●	●	●	●	●	●
<b>WH77</b> White/Terra	●	●	●	●	●	●	●	●	●	●	●	●	●	●
<b>WH78</b> White/Warm Grey	●	●	●	●	●	●	●	●	●	●	●	●	●	●
<b>WH79</b> White/Black	●	●	●	●	●	●	●	●	●	●	●	●	●	●
<b>WH95</b> Black	●	●	●	●	●	●	●	●	●	●	●	●	●	●
<b>WH96</b> White	●	●	●	●	●	●	●	●	●	●	●	●	●	●

Tip: Not every plastic component is available in every plastic color. The matrix above gives an overview of the plastic colors available on each product line.  
 Tip: For the most up to date availability information, please visit [finishlibrary.steelcase.com](http://finishlibrary.steelcase.com).

**Plastic Matrix, continued**

**Legend**

- = Not available
- = Available
- = Available with exceptions
- ⊕ = This finish is part of the global surface materials palette. Geographical differences, by product line, may apply.

	Steelcase Seating, cont.																	
	Kart	Leap 462 Series	Max-Stacker III 477 Series	Move 490 Series	Node 480 Series	Nooi by Wiesner Hager	Player 475 Series	QIVI 428 Series	Reply 466 Series	Scoop	Shortcut	SILQ 418 Series	Steelcase Series 1	Steelcase Series 2	Tenor	Think 465, Uph Back	Think 465, 3D Knit Back	
<b>6BC2</b> Purple ⊕	●	●	●	●	□	●	●	●	●	●	●	●	●	●	●	●	●	
<b>6BC8</b> Gold	●	●	●	●	□	●	●	●	●	●	●	●	●	●	●	●	●	
<b>6BD1</b> Aubergine ⊕	●	●	■	□	□	●	●	●	●	■	□	●	●	□	●	●	●	
<b>6BD2</b> Peacock ⊕	●	●	●	●	□	●	●	●	●	■	□	●	●	□	■	●	●	
<b>6BD3</b> Jungle ⊕	●	●	●	■	■	●	●	●	●	●	■	●	●	□	●	●	●	
<b>6BD4</b> Merlot ⊕	●	●	●	●	●	●	●	●	●	●	●	●	●	□	●	●	●	
<b>6BD5</b> Honey ⊕	●	●	■	□	□	●	●	●	●	■	□	●	●	□	■	●	●	
<b>6BD6</b> Lagoon ⊕	●	●	■	□	□	●	●	●	●	■	□	●	●	□	■	●	●	
<b>6BD7</b> Saffron ⊕	●	●	■	□	□	●	●	●	●	■	□	●	●	□	■	●	●	
<b>6BE5</b> Olivine	●	●	●	●	■	●	●	●	●	●	■	●	●	●	■	●	●	
<b>6BE6</b> Sea Salt	●	●	●	●	■	●	●	●	●	●	■	●	●	●	■	●	●	
<b>Nooi Plastics by Wiesner Hager</b>																		
<b>WH71</b> White/Mocca Anthracite	●	●	●	●	●	■	●	●	●	●	●	●	●	●	●	●	●	
<b>WH72</b> Black/Black	●	●	●	●	●	■	●	●	●	●	●	●	●	●	●	●	●	
<b>WH73</b> White/White	●	●	●	●	●	■	●	●	●	●	●	●	●	●	●	●	●	
<b>WH74</b> Mocca Anthracite/Mocca Anthracite	●	●	●	●	●	■	●	●	●	●	●	●	●	●	●	●	●	
<b>WH75</b> White/Light Blue	●	●	●	●	●	■	●	●	●	●	●	●	●	●	●	●	●	
<b>WH76</b> White/Aellow	●	●	●	●	●	■	●	●	●	●	●	●	●	●	●	●	●	
<b>WH77</b> White/Terra	●	●	●	●	●	■	●	●	●	●	●	●	●	●	●	●	●	
<b>WH78</b> White/Warm Grey	●	●	●	●	●	■	●	●	●	●	●	●	●	●	●	●	●	
<b>WH79</b> White/Black	●	●	●	●	●	■	●	●	●	●	●	●	●	●	●	●	●	
<b>WH95</b> Black	●	●	●	●	●	■	●	●	●	●	●	●	●	●	●	●	●	
<b>WH96</b> White	●	●	●	●	●	■	●	●	●	●	●	●	●	●	●	●	●	

Tip: Not every plastic component is available in every plastic color. The matrix above gives an overview of the plastic colors available on each product line.  
 Tip: For the most up to date availability information, please visit [finishlibrary.steelcase.com](http://finishlibrary.steelcase.com).

**Plastic Matrix, continued**

**Legend**

- = Not available
- = Available
- = Available with exceptions
- ⊕ = This finish is part of the global surface materials palette. Geographical differences, by product line, may apply.

	Steelcase Health Seating		Steelcase Wood Furniture				Worktools			
	Apprise		Aisla	Baseline Tables	Elective Elements	Mackinac	Computer Support Tools	SOTO Box Bundle	Lighting	Organizational Worktools
<b>6BC2</b> Purple ⊕	●		●	●	●	●	●	●	●	●
<b>6BC8</b> Gold	●		●	●	●	●	●	●	●	●
<b>6BD1</b> Aubergine ⊕	●		●	●	●	●	●	●	●	●
<b>6BD2</b> Peacock ⊕	●		●	●	●	●	●	●	●	●
<b>6BD3</b> Jungle ⊕	●		●	●	●	●	●	●	●	●
<b>6BD4</b> Merlot ⊕	●		●	●	●	●	●	●	●	●
<b>6BD5</b> Honey ⊕	●		●	●	●	●	●	●	●	●
<b>6BD6</b> Lagoon ⊕	●		●	●	●	●	●	●	●	●
<b>6BD7</b> Saffron ⊕	●		●	●	●	●	●	●	●	●
<b>6BE5</b> Olivine	●		●	●	●	●	●	●	●	●
<b>6BE6</b> Sea Salt	●		●	●	●	●	●	●	●	●
<b>Nooi Plastics by Wiesner Hager</b>										
<b>WH71</b> White/Mocca Anthracite	●		●	●	●	●	●	●	●	●
<b>WH72</b> Black/Black	●		●	●	●	●	●	●	●	●
<b>WH73</b> White/White	●		●	●	●	●	●	●	●	●
<b>WH74</b> Mocca Anthracite/Mocca Anthracite	●		●	●	●	●	●	●	●	●
<b>WH75</b> White/Light Blue	●		●	●	●	●	●	●	●	●
<b>WH76</b> White/Aellow	●		●	●	●	●	●	●	●	●
<b>WH77</b> White/Terra	●		●	●	●	●	●	●	●	●
<b>WH78</b> White/Warm Grey	●		●	●	●	●	●	●	●	●
<b>WH79</b> White/Black	●		●	●	●	●	●	●	●	●
<b>WH95</b> Black	●		●	●	●	●	●	●	●	●
<b>WH96</b> White	●		●	●	●	●	●	●	●	●

Tip: Not every plastic component is available in every plastic color. The matrix above gives an overview of the plastic colors available on each product line.  
 Tip: For the most up to date availability information, please visit [finishlibrary.steelcase.com](http://finishlibrary.steelcase.com).

# Edge Band Matrix

## Edge Band Matrix

### Legend

- = Not available
- = Available
- = Available with exceptions
- Ⓢ = Excluded
- ⊕ = This finish is part of the global surface materials palette. Geographical differences, by product line, may apply.

	Steelcase Caseworks and Systems													
	Answer	Bivi	Brody Desk	Campfire Paper Table	Elbrook	Flex	Flex Media Cart	FrameOne	Groupwork	Jenny Tables	Kick	media:scape	media:scape kiosk	Migration Height-Adjustable Desks
6000 Black	■	■	■	•	■	■	■	■	■	■	■	■	■	■
6009 Arctic White ⊕	■	■	■	■	■	■	■	■	■	■	■	■	■	■
6034 Natural Cherry	■	■	■	•	■	■	■	■	■	■	□	■	■	■
6036 Medium Cherry	■	■	■	•	■	■	■	■	■	■	□	■	■	■
6037 Winter on Maple	■	■	■	•	■	■	■	■	■	■	□	■	■	■
6038 Blonde on Maple Ⓢ	■	■	■	•	■	■	■	■	■	■	□	■	■	■
6041 Natural Walnut Ⓢ	■	■	■	•	■	■	■	■	■	■	□	■	■	■
6052 Milk	■	■	■	•	■	■	■	■	■	■	■	■	■	■
6053 Seagull ⊕	■	■	■	•	■	■	■	■	■	■	■	■	■	■
60AL Scarlet	•	•	•	•	•	■	•	•	•	•	•	•	•	•
60UB Burnished Bronze	•	•	•	•	•	■	•	•	•	•	•	•	•	•
6128 Taupe	•	•	•	•	•	■	•	•	•	•	•	•	•	•
6169 Stone	■	■	■	•	■	■	■	■	■	■	■	■	■	■
6170 Mocha	■	■	■	•	■	■	■	■	■	■	■	■	■	■
61AA Persian Salt	■	■	■	•	■	■	■	■	■	■	■	■	■	■
61AB Rose	■	■	■	•	■	■	■	■	■	■	■	■	■	■
61AC Indigo	■	■	■	•	■	■	■	■	■	■	■	■	■	■
61AD Green Citrine Ⓢ	■	■	■	•	■	■	■	■	■	■	■	■	■	■
61AE Dark Olivine	■	■	■	•	■	■	■	■	■	■	■	■	■	■
61AF Cloudy	■	■	■	•	■	■	■	■	■	■	■	■	■	■
6213 Acacia	■	■	■	•	■	■	■	■	■	■	□	■	■	■
6219 Clear Oak	■	■	■	•	■	■	■	■	■	■	□	■	■	■
6231 Graphite Walnut	■	■	■	•	■	■	■	■	■	■	□	■	■	■
6237 Clear Maple	■	■	■	•	■	■	■	■	■	■	□	■	■	■
6242 Virginia Walnut	■	■	■	•	■	■	■	■	■	■	□	■	■	■
6243 Blackwood	■	■	■	•	■	■	■	■	■	■	□	■	■	■
6245 Clear Walnut	■	■	■	•	■	■	■	■	■	■	□	■	■	■
6249 Platinum Solid ⊕	■	■	■	•	■	■	■	■	■	■	■	■	■	■
6271 Plywood Edge	■	■	■	•	■	■	■	■	■	■	■	■	■	■
6278 Felt	•	•	■	•	•	■	•	•	•	•	•	•	•	•
6527 Merle ⊕	■	■	■	•	■	■	■	■	■	■	□	■	■	■

Tip: Products that are missing from the matrix are not available with these surface materials.

Tip: Not every plastic component is available in every plastic color. The matrix above gives an overview of the plastic colors available on each product line.

Tip: Light color plastic edges are susceptible to degradation due to normal wear and tear. Staining (e.g. ball point pen or clothing dyes such as blue jeans) and dirt effects are more pronounced on light colors and are not considered defects.

Tip: For the most up to date availability information, please visit [finishlibrary.steelcase.com](http://finishlibrary.steelcase.com).

**Edge Band Matrix**

**Legend**

- = Not available
- = Available
- = Available with exceptions
- ⊖ = Excluded
- ⊕ = This finish is part of the global surface materials palette. Geographical differences, by product line, may apply.

	Steelcase Casegoods and Systems, cont.								Steelcase Seating								
	ScapeSeries Tables	Simple Tables	Storage Products	Universal Worksurface Products	Verb Tables	V.I.A.	Wall Mount HAD	Work Valet Lockers	Baseline Bench Seating	B-Free Occasional Tables	B-Free Standing Height Tables	Brody 488 Series Footrest	Brody 488 Series Privacy Lounge — Screen	Brody 488 Series Privacy Lounge with Extension — Screen	Brody 488 Series WorkLounge Series — Hard Surfaces	Jenny Tablet Arms	Node 480
<b>6000</b> Black	■	■	■	■	■	■	■	■	■	■	■	■	■	■	■	■	■
<b>6009</b> Arctic White ⊕	■	●	■	■	■	■	■	■	■	■	■	●	●	●	●	■	□
<b>6034</b> Natural Cherry	■	●	□	□	■	■	■	■	■	■	■	●	●	●	●	■	●
<b>6036</b> Medium Cherry	■	●	□	□	■	■	■	■	■	■	■	●	●	●	●	■	●
<b>6037</b> Winter on Maple	■	●	□	□	■	■	■	■	■	■	■	●	●	●	■	■	●
<b>6038</b> Blonde on Maple ⊖	■	●	□	□	■	■	■	■	■	■	■	●	●	●	■	■	●
<b>6041</b> Natural Walnut ⊖	■	●	□	□	■	■	■	■	■	■	■	●	●	●	■	■	●
<b>6052</b> Milk	■	●	■	■	■	■	■	■	■	■	■	●	●	●	■	■	●
<b>6053</b> Seagull ⊕	■	●	■	■	■	■	■	■	■	■	■	●	●	●	■	■	●
<b>60AL</b> Scarlet	●	●	●	●	●	●	●	■	●	●	●	●	●	●	●	●	●
<b>60UB</b> Burnished Bronze	●	●	●	●	●	●	●	■	●	●	●	●	●	●	●	●	●
<b>6128</b> Taupe	●	●	●	●	●	□	●	■	●	●	●	●	●	●	●	●	●
<b>6169</b> Stone	■	●	■	■	■	■	●	■	■	■	■	●	●	●	■	■	●
<b>6170</b> Mocha	■	●	■	■	■	■	●	■	■	■	■	●	●	●	■	■	●
<b>61AA</b> Persian Salt	■	●	■	■	■	■	■	■	■	■	■	●	●	●	■	■	●
<b>61AB</b> Rose	■	●	■	■	■	■	■	■	■	■	■	●	●	●	■	■	●
<b>61AC</b> Indigo	■	●	■	■	■	■	■	■	■	■	■	●	●	●	■	■	●
<b>61AD</b> Green Citrine ⊖	■	●	■	■	■	■	■	■	■	■	■	●	●	●	■	■	●
<b>61AE</b> Dark Olivine	■	●	■	■	■	■	■	■	■	■	■	●	●	●	■	■	●
<b>61AF</b> Cloudy	■	●	■	■	■	■	■	■	■	■	■	●	●	●	■	■	●
<b>6213</b> Acacia	■	●	□	□	■	■	■	■	■	■	■	●	●	●	■	■	●
<b>6219</b> Clear Oak	■	●	□	□	■	■	■	■	■	■	■	●	●	●	■	■	●
<b>6231</b> Graphite Walnut	■	●	□	□	■	■	■	■	■	■	■	●	●	●	■	■	●
<b>6237</b> Clear Maple	■	●	□	□	■	■	■	■	■	■	■	●	●	●	■	■	●
<b>6242</b> Virginia Walnut	■	●	□	□	■	■	■	■	■	■	■	●	●	●	■	■	●
<b>6243</b> Blackwood	■	●	□	□	■	■	■	■	■	■	■	●	●	●	■	■	●
<b>6245</b> Clear Walnut	■	●	□	□	■	■	■	■	■	■	■	●	●	●	■	■	●
<b>6249</b> Platinum Solid ⊕	■	●	■	■	■	■	■	■	■	■	■	●	●	●	■	■	●
<b>6271</b> Plywood Edge	●	●	■	■	■	●	■	■	■	■	■	●	●	●	■	■	●
<b>6278</b> Felt	●	●	●	●	●	●	●	■	●	●	●	●	●	●	●	●	●
<b>6527</b> Merle ⊕	■	●	□	□	■	■	●	■	■	■	■	●	●	●	■	■	●

*Tip: Products that are missing from the matrix are not available with these surface materials.*

*Tip: Not every plastic component is available in every plastic color. The matrix above gives an overview of the plastic colors available on each product line.*

*Tip: Light color plastic edges are susceptible to degradation due to normal wear and tear. Staining (e.g. ball point pen or clothing dyes such as blue jeans) and dirt effects are more pronounced on light colors and are not considered defects.*

*Tip: For the most up to date availability information, please visit [finishlibrary.steelcase.com](http://finishlibrary.steelcase.com).*

## Edge Band Matrix, continued

### Edge Band Matrix

#### Legend

- = Not available
- = Available
- = Available with exceptions
- Ⓢ = Excluded
- 🌐 = This finish is part of the global surface materials palette. Geographical differences, by product line, may apply.

	Steelcase Wood Furniture						
	Aisla	Bassline Tables	Currency	Elective Elements	Mackinac	Verlay Tables	Victor2
<b>6000</b> Black	■	■	•	■	■	■	■
<b>6009</b> Arctic White 🌐	■	■	•	■	■	□	■
<b>6034</b> Natural Cherry	■	■	■	■	■	■	■
<b>6036</b> Medium Cherry	■	■	■	■	■	■	■
<b>6037</b> Winter on Maple	■	■	■	■	■	■	■
<b>6038</b> Blonde on Maple Ⓢ	■	■	■	■	■	■	■
<b>6041</b> Natural Walnut Ⓢ	■	■	■	■	■	■	■
<b>6052</b> Milk	•	■	•	■	•	■	■
<b>6053</b> Seagull 🌐	•	■	•	■	■	■	■
<b>60AL</b> Scarlet	■	•	•	•	•	•	•
<b>60UB</b> Burnished Bronze	■	•	•	•	•	•	•
<b>6128</b> Taupe	•	•	•	■	•	•	•
<b>6169</b> Stone	■	■	•	■	■	■	■
<b>6170</b> Mocha	■	■	•	■	■	■	■
<b>61AA</b> Persian Salt	■	■	■	■	■	■	■
<b>61AB</b> Rose	■	■	■	■	■	■	■
<b>61AC</b> Indigo	■	■	■	■	■	■	■
<b>61AD</b> Green Citrine	■	■	■	■	■	■	■
<b>61AE</b> Dark Olivine	■	■	■	■	■	■	■
<b>61AF</b> Cloudy	■	■	■	■	■	■	■
<b>6213</b> Acacia	■	■	■	■	■	■	■
<b>6219</b> Clear Oak	■	■	■	■	■	■	■
<b>6231</b> Graphite Walnut	■	■	■	■	■	■	■
<b>6237</b> Clear Maple	■	■	■	■	■	□	■
<b>6242</b> Virginia Walnut	■	■	■	■	■	■	■
<b>6243</b> Blackwood Ⓢ	■	■	■	■	■	■	■
<b>6245</b> Clear Walnut	■	■	■	■	■	■	■
<b>6249</b> Platinum Solid 🌐	■	■	•	■	■	■	■
<b>6271</b> Plywood Edge	■	■	■	■	■	■	■
<b>6278</b> Felt	•	•	•	•	•	•	•
<b>6527</b> Merle 🌐	•	■	•	■	■	■	■

*Tip: Products that are missing from the matrix are not available with these surface materials.*

*Tip: Not every plastic component is available in every plastic color. The matrix above gives an overview of the plastic colors available on each product line.*

*Tip: Light color plastic edges are susceptible to degradation due to normal wear and tear. Staining (e.g. ball point pen or clothing dyes such as blue jeans) and dirt effects are more pronounced on light colors and are not considered defects.*

*Tip: For the most up to date availability information, please visit [finishlibrary.steelcase.com](http://finishlibrary.steelcase.com).*

**Edge Band Matrix, continued**

**Legend**

- = Not available
- = Available
- = Available with exceptions
- ⓔ = Excluded

	Steelcase Caseworks and Systems													
	Answer	Bivi	Brody Desk	Campfire Paper Table	Elbrook	Flex	Flex Media Cart	FrameOne	Groupwork	Jenny Tables	Kick	media:scape	media:scape kiosk	Migration Height-Adjustable Desks
<b>6612</b> Grey Value 2 ⓔ	●	●	■	●	●	●	●	●	●	●	●	●	●	●
<b>6619</b> Ice ⓔ	■	■	■	●	■	■	■	■	■	■	□	■	■	■
<b>6631</b> Cream ⓔ	■	■	■	●	■	■	■	■	■	■	□	■	■	■
<b>6635</b> Dawn ⓔ	■	■	■	●	■	■	■	■	■	■	□	■	■	■
<b>6636</b> Mist	■	■	■	●	■	■	■	■	■	■	□	■	■	■
<b>6654</b> Sand	■	■	■	●	■	■	■	■	■	■	■	■	■	■
<b>6655</b> Warm White	■	●	●	●	●	●	●	■	■	■	■	●	●	●
<b>6695</b> Midnight	■	■	■	●	■	■	■	●	■	■	■	■	■	■
<b>6697</b> Fog	■	■	■	●	■	■	■	●	■	■	■	■	■	■
<b>6698</b> Fieldstone	■	■	■	●	■	■	■	●	■	■	■	■	■	■
<b>66WA</b> Grey Kingswood	■	■	■	●	■	■	■	■	■	■	■	■	■	■
<b>66WB</b> Planked Walnut	■	■	■	●	■	■	■	■	■	■	■	■	■	■
<b>66WD</b> Resolute Walnut	■	■	■	●	■	■	■	■	■	■	■	■	■	■
<b>66WE</b> Natural Recon	■	■	■	●	■	■	■	■	■	■	■	■	■	■
<b>66WF</b> Smoked Walnut	■	■	■	●	■	■	■	■	■	■	■	■	■	■
<b>66WU</b> Clay	■	●	●	●	●	●	■	■	■	■	■	●	●	●
<b>66WV</b> Chalk	■	●	●	●	●	●	■	■	■	■	■	●	●	●

*Tip: Products that are missing from the matrix are not available with these surface materials.*  
*Tip: Not every plastic component is available in every plastic color. The matrix above gives an overview of the plastic colors available on each product line.*  
*Tip: Light color plastic edges are susceptible to degradation due to normal wear and tear. Staining (e.g. ball point pen or clothing dyes such as blue jeans) and dirt effects are more pronounced on light colors and are not considered defects.*  
*Tip: For the most up to date availability information, please visit [finishlibrary.steelcase.com](http://finishlibrary.steelcase.com).*

Availability  
Matrices

**Edge Band Matrix, continued**

**Legend**

- = Not available
- = Available
- = Available with exceptions
- Ⓢ = Excluded

	Steelcase Casegoods and Systems, cont.								Steelcase Seating								
	ScapeSeries Tables	Simple Tables	Storage Products	Universal Worksurface Products	Verb Tables	V.I.A.	Wall Mount HAD	Work Valet Lockers	Baseline Bench Seating	B-Free Occasional Tables	B-Free Standing Height Tables	Brody 488 Series Footrest	Brody 488 Series Privacy Lounge - Screen	Brody 488 Series Privacy Lounge with Extension—Screen	Brody 488 Series WorkLounge Series—Hard Surfaces	Jenny Tablet Arms	Node 480
<b>6612</b> Grey Value 2 Ⓢ	●	●	●	●	●	●	●	■	●	●	●	●	●	●	●	●	●
<b>6619</b> Ice Ⓢ	■	●	□	■	■	■	■	■	■	■	■	●	●	●	●	■	●
<b>6631</b> Cream Ⓢ	■	●	□	■	■	■	■	■	■	■	■	●	●	●	●	■	●
<b>6635</b> Dawn Ⓢ	■	●	□	■	■	■	■	■	■	■	■	●	●	●	●	■	●
<b>6636</b> Mist	■	●	□	■	■	■	■	■	■	■	■	●	●	●	●	■	●
<b>6654</b> Sand	■	●	■	■	■	■	■	■	■	■	■	●	●	●	●	■	●
<b>6655</b> Warm White	●	●	●	■	■	●	●	■	●	●	●	●	●	●	■	●	
<b>6695</b> Midnight	■	●	■	■	■	●	■	■	■	■	■	●	●	●	●	■	●
<b>6697</b> Fog	■	●	■	●	■	●	■	■	■	■	■	●	●	●	●	■	●
<b>6698</b> Fieldstone	■	●	■	■	■	●	■	■	■	■	■	●	●	●	●	■	●
<b>66WA</b> Grey Kingswood	■	●	■	●	■	■	■	■	■	■	■	●	●	●	●	■	●
<b>66WB</b> Planked Walnut	■	●	■	●	■	■	■	■	■	■	■	●	●	●	●	■	●
<b>66WD</b> Resolute Walnut	■	●	■	●	■	■	■	■	■	■	■	●	●	●	●	■	●
<b>66WE</b> Natural Recon	■	●	■	●	■	■	■	■	■	■	■	●	●	●	●	■	●
<b>66WF</b> Smoked Walnut	■	●	■	●	■	■	■	■	■	■	■	●	●	●	●	■	●
<b>66WU</b> Clay	●	●	●	■	■	●	●	■	●	●	●	●	●	●	■	●	
<b>66WV</b> Chalk	●	●	●	■	■	●	●	■	●	●	●	●	●	●	■	●	

Tip: Products that are missing from the matrix are not available with these surface materials.  
 Tip: Not every plastic component is available in every plastic color. The matrix above gives an overview of the plastic colors available on each product line.  
 Tip: Light color plastic edges are susceptible to degradation due to normal wear and tear. Staining (e.g. ball point pen or clothing dyes such as blue jeans) and dirt effects are more pronounced on light colors and are not considered defects.  
 Tip: For the most up to date availability information, please visit [finishlibrary.steelcase.com](http://finishlibrary.steelcase.com).

**Edge Band Matrix, continued**

**Legend**

- = Not available
- = Available
- = Available with exceptions
- ⓐ = Excluded

	Steelcase Wood Furniture						
	Aisla	Baseline Tables	Currency	Elective Elements	Mackinac	Verlay Tables	Victor2
<b>6612</b> Grey Value 2 ⓐ	●	●	●	●	●	●	●
<b>6619</b> Ice ⓐ	●	■	●	■	■	■	■
<b>6631</b> Cream ⓐ	●	■	●	■	■	■	■
<b>6635</b> Dawn ⓐ	●	■	●	■	■	■	■
<b>6636</b> Mist	●	■	●	■	■	■	■
<b>6654</b> Sand	●	■	●	■	■	■	■
<b>6655</b> Warm White	●	●	●	■	●	●	●
<b>6695</b> Midnight	●	■	●	■	■	■	■
<b>6697</b> Fog	●	■	●	■	■	■	■
<b>6698</b> Fieldstone	●	■	●	■	■	■	■
<b>66WA</b> Grey Kingswood	■	■	■	■	■	■	■
<b>66WB</b> Planked Walnut	■	■	■	■	■	■	■
<b>66WD</b> Resolute Walnut	■	■	■	■	■	■	■
<b>66WE</b> Natural Recon	■	■	■	■	■	■	■
<b>66WF</b> Smoked Walnut	■	■	■	■	■	■	■
<b>66WU</b> Clay	■	●	●	■	●	●	●
<b>66WV</b> Chalk	■	●	●	■	●	●	●

- Tip: Products that are missing from the matrix are not available with these surface materials.*
- Tip: Not every plastic component is available in every plastic color. The matrix above gives an overview of the plastic colors available on each product line.*
- Tip: Light color plastic edges are susceptible to degradation due to normal wear and tear. Staining (e.g. ball point pen or clothing dyes such as blue jeans) and dirt effects are more pronounced on light colors and are not considered defects.*
- Tip: For the most up to date availability information, please visit [finishlibrary.steelcase.com](http://finishlibrary.steelcase.com).*

Edge Band Matrix, continued

Edge Band Matrix, continued

Legend

- = Not available
- = Available
- = Available with exceptions
- ⊕ = This finish is part of the global surface materials palette. Geographical differences, by product line, may apply.

	Steelcase Casegoods and Systems													
	Answer	Bivi	Brody Desk	Campfire Paper Table	Ebrook	Flex	Flex Media Cart	FrameOne	Groupwork	Jenny Tables	Kick	media:scape	media:scape kiosk	Migration Height-Adjustable Desks
6703 Ash Wenge	■	■	■	●	■	■	●	■	■	■	■	■	■	■
6704 Storm Wenge	■	■	■	●	■	■	●	■	■	■	■	■	■	■
6705 Bisque Wenge	■	■	■	●	■	■	●	■	■	■	■	■	■	■
6706 Clay Wenge ⊕	■	■	■	●	■	■	●	■	■	■	■	■	■	■
6707 Ash Noce	■	■	■	●	■	■	●	■	■	■	■	■	■	■
6708 Bisque Noce	■	■	■	●	■	■	●	■	■	■	■	■	■	■
6709 Clay Noce	■	■	■	●	■	■	●	■	■	■	■	■	■	■
6710 Storm Noce	■	■	■	●	■	■	●	■	■	■	■	■	■	■
6T02 Fawn Cypress	■	■	■	●	■	■	■	■	■	■	■	■	■	■
6T04 Saddle Oak	■	■	■	●	■	■	■	■	■	■	■	■	■	■
6T05 Veranda Teak	■	■	■	●	■	■	■	■	■	■	■	■	■	■
6T07 Walnut Heights	■	■	■	●	■	■	■	■	■	■	■	■	■	■
6T08 Aggregate	■	■	■	●	■	■	■	■	■	■	■	■	■	■
6T09 Gravel	■	■	■	●	■	■	■	■	■	■	■	■	■	■
6T10 Cement	■	■	■	●	■	■	■	■	■	■	■	■	■	■
6T12 Sheetrock	■	■	■	●	■	■	■	■	■	■	■	■	■	■
6X10 Aged Ash	■	■	■	●	■	■	■	■	■	●	■	■	■	■
6X19 Desert Oak	■	■	■	●	■	■	■	■	■	●	■	■	■	■
6X50 Waxed Maple	■	■	■	●	■	■	■	■	■	●	■	■	■	■
6X51 Natural Ash	■	■	■	●	■	■	■	■	■	●	■	■	■	■
6X52 Ashwood Oak	■	■	■	●	■	■	■	■	■	●	■	■	■	■
6X53 Ashwood Beige	■	■	■	●	■	■	■	■	■	●	■	■	■	■
6X54 White Washed Birchply	■	■	■	●	■	■	■	■	■	●	■	■	■	■
6X55 Plywood 2	■	■	■	●	■	■	■	■	■	●	■	■	■	■

Tip: Products that are missing from the matrix are not available with these surface materials.

Tip: Not every plastic component is available in every plastic color. The matrix above gives an overview of the plastic colors available on each product line.

Tip: Light color plastic edges are susceptible to degradation due to normal wear and tear. Staining (e.g. ball point pen or clothing dyes such as blue jeans) and dirt effects are more pronounced on light colors and are not considered defects.

Tip: For the most up to date availability information, please visit [finishlibrary.steelcase.com](http://finishlibrary.steelcase.com).

**Edge Band Matrix, continued**

**Legend**

- = Not available
- = Available
- = Available with exceptions
- ⊕ = This finish is part of the global surface materials palette. Geographical differences, by product line, may apply.

	Steelcase Casegoods and Systems, cont.								Steelcase Seating								
	ScapeSeries Tables	Simple Tables	Storage Products	Universal Worksurface Products	Verb Tables	V.I.A.	Wall Mount HAD	Work Valet Lockers	Bassline Bench Seating	B-Free Occasional Tables	B-Free Standing Height Tables	Brody 488 Series Footrest	Brody 488 Series Privacy Lounge—Screen	Brody 488 Series Privacy Lounge with Extension—Screen	Brody 488 Series WorkLounge Series—Hard Surfaces	Jenny Tablet Arms	Node 480
<b>6703</b> Ash Wenge	■	●	■	■	■	■	■	■	■	■	■	●	●	●	●	■	●
<b>6704</b> Storm Wenge	■	●	■	■	■	■	■	■	■	■	■	●	●	●	●	■	●
<b>6705</b> Bisque Wenge	■	●	■	■	■	■	■	■	■	■	■	●	●	●	●	■	●
<b>6706</b> Clay Wenge ⊕	■	●	■	■	■	■	■	■	■	■	■	●	●	●	●	■	●
<b>6707</b> Ash Noce	■	●	■	■	■	■	■	■	■	■	■	●	●	●	●	■	●
<b>6708</b> Bisque Noce	■	●	■	■	■	■	■	■	■	■	■	●	●	●	●	■	●
<b>6709</b> Clay Noce	■	●	■	■	■	■	■	■	■	■	■	●	●	●	●	■	●
<b>6710</b> Storm Noce	■	●	■	■	■	■	■	■	■	■	■	●	●	●	●	■	●
<b>6T02</b> Fawn Cypress	■	●	■	■	■	■	■	■	■	■	■	●	●	●	●	■	●
<b>6T04</b> Saddle Oak	■	●	■	■	■	■	■	■	■	■	■	●	●	●	●	■	●
<b>6T05</b> Veranda Teak	■	●	■	■	■	■	■	■	■	■	■	●	●	●	●	■	●
<b>6T07</b> Walnut Heights	■	●	■	■	■	■	■	■	■	■	■	●	●	●	●	■	●
<b>6T08</b> Aggregate	■	●	■	■	■	■	■	■	■	■	■	●	●	●	●	■	●
<b>6T09</b> Gravel	■	●	■	■	■	■	■	■	■	■	■	●	●	●	●	■	●
<b>6T10</b> Cement	■	●	■	■	■	■	■	■	■	■	■	●	●	●	●	■	●
<b>6T12</b> Sheetrock	■	●	■	■	■	■	■	■	■	■	■	●	●	●	●	■	●
<b>6X10</b> Aged Ash	■	■	■	■	■	■	■	■	■	■	■	■	■	■	■	■	■
<b>6X19</b> Desert Oak	■	■	■	■	■	■	■	■	■	■	■	■	■	■	■	■	■
<b>6X50</b> Waxed Maple	■	■	■	■	■	■	■	■	■	■	■	■	■	■	■	■	■
<b>6X51</b> Natural Ash	■	■	■	■	■	■	■	■	■	■	■	■	■	■	■	■	■
<b>6X52</b> Ashwood Oak	■	■	■	■	■	■	■	■	■	■	■	■	■	■	■	■	■
<b>6X53</b> Ashwood Beige	■	■	■	■	■	■	■	■	■	■	■	■	■	■	■	■	■
<b>6X54</b> White Washed Birchply	■	■	■	■	■	■	■	■	■	■	■	■	■	■	■	■	■
<b>6X55</b> Plywood 2	■	■	■	■	■	■	■	■	■	■	■	■	■	■	■	■	■

Tip: Products that are missing from the matrix are not available with these surface materials.  
 Tip: Not every plastic component is available in every plastic color. The matrix above gives an overview of the plastic colors available on each product line.  
 Tip: Light color plastic edges are susceptible to degradation due to normal wear and tear. Staining (e.g. ball point pen or clothing dyes such as blue jeans) and dirt effects are more pronounced on light colors and are not considered defects.  
 Tip: For the most up to date availability information, please visit [finishlibrary.steelcase.com](http://finishlibrary.steelcase.com).

Availability  
Matrices

## Edge Band Matrix, continued

### Edge Band Matrix, continued

#### Legend

- = Not available
- = Available
- = Available with exceptions
- ⊕ = This finish is part of the global surface materials palette. Geographical differences, by product line, may apply.

	Steelcase Wood Furniture						
	Aisla	Baseline Tables	Currency	Elective Elements	Mackinac	Verlay Tables	Victor2
<b>6703</b> Ash Wenge	■	■	■	■	■	■	■
<b>6704</b> Storm Wenge	■	■	■	■	■	■	■
<b>6705</b> Bisque Wenge	■	■	■	■	■	■	■
<b>6706</b> Clay Wenge ⊕	■	■	■	■	■	■	■
<b>6707</b> Ash Noce	■	■	●	■	■	■	■
<b>6708</b> Bisque Noce	■	■	■	■	■	■	■
<b>6709</b> Clay Noce	■	■	■	■	■	■	■
<b>6710</b> Storm Noce	■	■	■	■	■	■	■
<b>6T02</b> Fawn Cypress	■	■	■	■	■	■	■
<b>6T04</b> Saddle Oak	■	■	■	■	■	■	■
<b>6T05</b> Veranda Teak	■	■	■	■	■	■	■
<b>6T07</b> Walnut Heights	■	■	■	■	■	■	■
<b>6T08</b> Aggregate	■	■	■	■	■	■	■
<b>6T09</b> Gravel	■	■	■	■	■	■	■
<b>6T10</b> Cement	■	■	■	■	■	■	■
<b>6T12</b> Sheetrock	■	■	■	■	■	■	■
<b>6X10</b> Aged Ash	■	■	■	■	■	■	■
<b>6X19</b> Desert Oak	■	■	■	■	■	■	■
<b>6X50</b> Waxed Maple	■	■	■	■	■	■	■
<b>6X51</b> Natural Ash	■	■	■	■	■	■	■
<b>6X52</b> Ashwood Oak	■	■	■	■	■	■	■
<b>6X53</b> Ashwood Beige	■	■	■	■	■	■	■
<b>6X54</b> White Washed Birchply	■	■	■	■	■	■	■
<b>6X55</b> Plywood 2	■	■	■	■	■	■	■

Tip: Products that are missing from the matrix are not available with these surface materials.

Tip: Not every plastic component is available in every plastic color. The matrix above gives an overview of the plastic colors available on each product line.

Tip: Light color plastic edges are susceptible to degradation due to normal wear and tear. Staining (e.g. ball point pen or clothing dyes such as blue jeans) and dirt effects are more pronounced on light colors and are not considered defects.

Tip: For the most up to date availability information, please visit [finishlibrary.steelcase.com](http://finishlibrary.steelcase.com).



# Glass Matrix

## Glass Matrix

### Legend

- = Not available
- = Available
- = Available with exceptions

Glass	Steelcase Casegoods & Systems								Steelcase Wood Furniture					
	Answer	Answer Fence	FrameOne	Glass Selections	Kick	Montage	Privacy Wall	Storage Products	V.I.A.	Aisla	Baseline Tables	Convene	Elective Elements	Mackinac
<b>6500</b> Clear	■	■	●	●	■	■	■	●	■	■	□	●	●	●
<b>6501</b> Low Iron Clear	●	●	●	■	●	●	■	●	■	■	●	●	●	●
<b>6504</b> Low Iron Clear Laminated	●	●	●	■	●	●	■	●	■	●	●	●	●	●
<b>6530</b> Frosted	■	■	■	●	●	■	●	■	●	●	□	●	●	●
<b>6536</b> Translucent Frosted	●	●	●	●	●	●	●	●	●	●	●	■	●	●
<b>6540</b> Clear Laminated	●	●	●	●	●	●	■	●	■	●	●	●	●	●
<b>6541</b> White Laminated	■	●	●	●	■	●	■	●	■	●	●	●	●	●
<b>6542</b> Satin	●	●	●	●	●	●	■	●	■	●	●	●	●	●
<b>6562</b> Bronze	●	●	●	●	●	●	●	●	●	■	●	●	●	●
<b>6563</b> Smoke	●	●	●	●	●	●	●	●	●	■	●	●	●	●
<b>6580</b> Ice White	●	●	●	●	●	●	●	●	●	●	●	●	■	■
<b>Back Painted Glass</b>														
<b>6509</b> Mirrored Bronze	●	●	●	●	●	●	●	●	●	●	●	●	■	●
<b>6521</b> Truffle	■	●	●	●	●	●	●	●	■	●	●	●	■	■
<b>6571</b> Aubergine	■	●	●	●	●	●	●	●	■	●	●	●	■	■
<b>6575</b> Peacock	■	●	●	●	●	●	●	●	■	●	●	●	■	■
<b>6576</b> Jungle	■	●	●	●	●	●	●	●	■	●	●	●	■	■
<b>6577</b> Merlot	■	●	●	●	●	●	●	●	■	●	●	●	■	■
<b>6578</b> Lagoon	■	●	●	●	●	●	●	●	■	●	●	●	■	■
<b>6579</b> Saffron	■	●	●	●	●	●	●	●	■	●	●	●	■	■
<b>6581</b> Blue Jay	■	●	●	●	●	●	●	●	■	●	●	●	■	■
<b>6584</b> Tangerine	■	●	●	●	●	●	●	●	■	●	●	●	■	■

Tip: Products that are missing from the matrix are not available with these surface materials.

Tip: Not every plastic component is available in every plastic color. The matrix above gives an overview of the plastic colors available on each product line.

Tip: Light color plastic edges are susceptible to degradation due to normal wear and tear. Staining (e.g. ball point pen or clothing dyes such as blue jeans) and dirt effects are more pronounced on light colors and are not considered defects.

Tip: For the most up to date availability information, please visit [finishlibrary.steelcase.com](http://finishlibrary.steelcase.com).

**Glass Matrix, continued**

**Legend**

- = Not available
- = Available
- = Available with exceptions
- \* See *Coalesse Surface Materials Reference Guide* for more information on this finish.

	Steelcase Casegoods & Systems								Steelcase Wood Furniture					
	Answer	Answer Fence	FrameOne	Glass Selections	Kick	Montage	Privacy Wall	Storage Products	V.I.A.	Aisla	Baseline Tables	Convene	Elective Elements	Mackinac
<b>Back Painted Glass</b>														
<b>6586</b> Green Citrine/Citrus Green	■	●	●	●	●	●	●	●	■	●	■	●	■	■
<b>6588</b> Purple Berry	■	●	●	●	●	●	●	●	■	●	●	●	■	■
<b>6589</b> Mercury	■	●	●	●	●	●	●	●	■	●	●	●	■	■
<b>6591</b> Merle	■	●	●	●	●	●	●	●	■	●	●	●	■	■
<b>6593</b> Greyscale	■	●	●	●	●	●	●	●	■	●	●	●	■	■
<b>6595</b> Winter	■	●	●	●	●	●	●	●	■	●	●	●	■	■
<b>6597</b> Honey	■	●	●	●	●	●	●	●	■	●	●	●	■	■
<b>6BB1</b> Cloud	■	●	●	●	●	●	●	●	■	●	■	●	■	■
<b>6BB2</b> Rose Quartz	■	●	●	●	●	●	●	●	■	●	■	●	■	■
<b>6BB3</b> Olivine	■	●	●	●	●	●	●	●	■	●	■	●	■	■
<b>6BB4</b> Electric Indigo	■	●	●	●	●	●	●	●	■	●	■	●	■	■
<b>ACB</b> Black	●	●	●	●	●	●	●	●	●	●	■	●	●	●
<b>ACC</b> Crystal Spring/Sea Salt	■	●	●	●	●	●	●	●	■	●	■	●	■	■
<b>ACG</b> Goldenrod	●	●	●	●	●	●	●	●	●	●	■	●	●	●
<b>ACM</b> Moonlight	●	●	●	●	●	●	●	●	●	●	■	●	●	●
<b>ACP</b> Poppy	●	●	●	●	●	●	●	●	●	●	■	●	●	●
<b>ACS</b> Sage	●	●	●	●	●	●	●	●	●	●	■	●	●	●

- Tip: Products that are missing from the matrix are not available with these surface materials.*
- Tip: Not every plastic component is available in every plastic color. The matrix above gives an overview of the plastic colors available on each product line.*
- Tip: Light color plastic edges are susceptible to degradation due to normal wear and tear. Staining (e.g. ball point pen or clothing dyes such as blue jeans) and dirt effects are more pronounced on light colors and are not considered defects.*
- Tip: For the most up to date availability information, please visit [finishlibrary.steelcase.com](http://finishlibrary.steelcase.com).*

# Linoleum Matrix

## Linoleum Matrix

### Legend

- = Not available
- = Available
- = Available with exceptions

### Steelcase Wood Furniture

#### Verlay Tables

<b>C001</b> Mushroom	■
<b>C002</b> Olive	■
<b>C005</b> Iron	■
<b>C006</b> Smokey Blue	■
<b>C014</b> Charcoal	■
<b>C015</b> Mauve	■



# Wood Veneer Matrix

## Wood Veneer Matrix

### Legend

- = Not available
- = Available
- = Available with exceptions
- Ⓢ = Excluded
- FC = Flat-cut
- OP = Open-pore
- ▶ See page 18 for a description of fill levels.

Fill Level	Steelcase Casegoods & Systems													
	Alight Occasional Tables	Answer	Bivi	Brody Desk	Campfire Personal Tables	Campfire Skate & Slim Tables	Elective Elements	Everwall	Flex	FrameOne	Groupwork	High-Density Storage	media.scape	media.scape kiosk
<b>Flat Cut</b>														
<b>Cherry</b>														
<b>3402</b> FC/OP Clear Cherry (Aged)	OP	•	■	□	■	•	•	■	■	■	■	■	■	■
<b>3412</b> FC/OP Natural Cherry (Aged) Ⓢ	OP	■	■	□	■	•	•	■	■	■	■	■	■	■
<b>3422</b> FC/OP Medium Cherry	OP	•	■	□	■	•	•	■	■	■	■	■	■	■
<b>Maple</b>														
<b>3522</b> FC/OP Clear Maple**	OP	■	■	□	■	•	•	■	■	■	■	■	■	■
<b>Walnut</b>														
<b>3062</b> FC/OP Graphite Walnut	OP	•	■	□	■	•	•	■	■	■	■	■	■	■
<b>3702</b> FC/OP Clear Walnut	OP	•	■	□	■	•	•	■	■	■	■	■	■	■
<b>3712</b> FC/OP Natural Walnut	OP	•	■	□	■	•	•	■	■	■	■	■	■	■
<b>3752</b> FC/OP Medium Walnut Ⓢ	OP	•	■	□	■	•	•	■	■	■	■	■	■	■
<b>3762</b> FC/OP Dark Walnut	OP	■	■	□	■	•	•	■	■	■	■	■	■	■
<b>3772</b> FC/OP Medium Mahogany on Walnut	OP	•	■	□	■	•	•	■	■	■	■	■	■	■

Tip: Products that are missing from the matrix are not available with these surface materials.

Tip: For the most up to date availability information, please visit [finishlibrary.steelcase.com](http://finishlibrary.steelcase.com).

\*\*To ensure an understanding of the color ranges and characteristic variations of natural veneer, a sign-off sheet is required prior to orders being accepted for this clear-coat finish. The sign-off sheet is available through the Finish Library.

**Wood Veneer Matrix, continued**

**Legend**

- = Not available
- = Available
- = Available with exceptions
- ⊖ = Excluded
- FC = Flat-cut
- OP = Open-pore
- ▶ See page 18 for a description of fill levels.

Fill Level	Steelcase Casegoods & Systems								Steelcase Seating				Steelcase Wood Furniture							
	Migration	Height-Adjustable Desks	Montage	Ology	Privacy Wall	Storage Products	Universal Worksurface Products	V.I.A.	Wall Mount HAD	Bassline Bench Seating	B-Free Occasional Tables	B-Free Standing Height Tables	Umami	Aisla	Bassline Tables	Campfire Big Tables	Convene	Mackinac	Verlay	Victor2
<b>Flat Cut</b>																				
<b>Cherry</b>																				
3402 FC/OP Clear Cherry (Aged)	OP	■	■	■	□	■	■	□	■	■	■	■	■	■	■	■	■	■	■	■
3412 FC/OP Natural Cherry (Aged) ⊖	OP	■	■	■	□	■	■	□	■	■	■	■	■	■	■	■	■	■	■	■
3422 FC/OP Medium Cherry	OP	■	■	■	□	■	■	□	■	■	■	■	■	■	■	■	■	■	■	■
<b>Maple</b>																				
3522 FC/OP Clear Maple**	OP	■	■	■	□	■	■	□	■	■	■	■	■	■	■	■	■	■	■	■
<b>Walnut</b>																				
3062 FC/OP Graphite Walnut	OP	■	■	■	□	■	■	□	■	■	■	■	■	■	■	■	■	■	■	■
3702 FC/OP Clear Walnut	OP	■	■	■	□	■	■	□	■	■	■	■	■	■	■	■	■	■	■	■
3712 FC/OP Natural Walnut	OP	■	■	■	□	■	■	□	■	■	■	■	■	■	■	■	■	■	■	■
3752 FC/OP Medium Walnut ⊖	OP	■	■	■	□	■	■	□	■	■	■	■	■	■	■	■	■	■	■	■
3762 FC/OP Dark Walnut	OP	■	■	■	□	■	■	□	■	■	■	■	■	■	■	■	■	■	■	■
3772 FC/OP Medium Mahogany on Walnut	OP	■	■	■	□	■	■	□	■	■	■	■	■	■	■	■	■	■	■	■

Tip: Products that are missing from the matrix are not available with these surface materials.

Tip: For the most up to date availability information, please visit [finishlibrary.steelcase.com](http://finishlibrary.steelcase.com).

\*\*To ensure an understanding of the color ranges and characteristic variations of natural veneer, a sign-off sheet is required prior to orders being accepted for this clear-coat finish. The sign-off sheet is available through the Finish Library.

Wood Veneer Matrix, continued

**Wood Veneer Matrix, continued**

**Legend**

- = Not available
- = Available
- = Available with exceptions
- Ⓢ = Excluded
- OP= Open-pore
- QC= Quarter-cut
- ▶ See page 18 for a description of fill levels.

Fill Level	Steelcase Casegoods & Systems												
	Align Occasional Tables												
	Answer	Bivi	Brody Desk	Campfire Personal Tables	Campfire Skate & Slim Tables	Elective Elements	Everwall	Flex	FrameOne	Groupwork	High-Density Storage	media.scape	media.scape kiosk
<b>Quarter Cut</b>													
<b>Ash</b>													
<b>3042</b> QC/OP Ash** Ⓢ	OP	•	□	□	■	•	•	■	■	■	■	■	■
<b>Maple</b>													
<b>3222</b> QC/OP Clear Maple**	OP	•	■	□	■	•	•	■	■	■	■	■	■
<b>Walnut</b>													
<b>3302</b> QC/OP Clear Walnut	OP	•	■	□	■	•	•	■	■	■	■	■	■
<b>3312</b> QC/OP Natural Walnut	OP	•	■	□	■	•	•	■	■	■	■	■	■
<b>3352</b> QC/OP Medium Walnut Ⓢ	OP	•	■	□	■	•	•	■	■	■	■	■	■
<b>3362</b> QC/OP Dark Walnut	OP	•	■	□	■	•	•	■	■	■	■	■	■
<b>3372</b> QC/OP Medium Mahogany on Walnut	OP	•	■	□	■	•	•	■	■	■	■	■	■
<b>3382</b> QC/OP Graphite Walnut	OP	•	■	□	■	•	•	■	■	■	■	■	■

Tip: Products that are missing from the matrix are not available with these surface materials.

Tip: For the most up to date availability information, please visit [finishlibrary.steelcase.com](http://finishlibrary.steelcase.com).

\*\*To ensure an understanding of the color ranges and characteristic variations of natural veneer, a sign-off sheet is required prior to orders being accepted for this clear-coat finish. The sign-off sheet is available through the Finish Library.

**Wood Veneer Matrix, continued**

**Legend**

- = Not available
- = Available
- = Available with exceptions
- Ⓢ = Excluded
- FC = Flat-cut
- OP = Open-pore
- ▶ See page 18 for a description of fill levels.

Fill Level	Steelcase Casegoods & Systems										Steelcase Seating				Steelcase Wood Furniture					
	Migration	Height-Adjustable Desks	Montage	Ology	Privacy Wall	Storage Products	Universal Worksurface Products	V.I.A.	Wall Mount HAD	Bassline Bench Seating	B-Free Occasional Tables	B-Free Standing Height Tables	Umami	Aisla	Bassline Tables	Campfire Big Tables	Convane	Mackinac	Verlay	Victor2
<b>Quarter Cut</b>																				
<b>Ash</b>																				
<b>3042 QC/OP Ash** Ⓢ</b>	OP	■	□	■	•	■	□	□	■	■	■	■	■	■	■	■	■	■	■	■
<b>Maple</b>																				
<b>3222 QC/OP Clear Maple**</b>	OP	■	■	■	□	■	■	□	■	■	■	■	■	■	■	■	■	■	■	■
<b>Walnut</b>																				
<b>3302 QC/OP Clear Walnut</b>	OP	■	■	■	□	■	■	•	■	■	■	■	■	■	■	■	■	■	■	■
<b>3312 QC/OP Natural Walnut</b>	OP	■	■	■	□	■	■	•	■	■	■	■	■	■	■	■	■	■	■	■
<b>3352 QC/OP Medium Walnut Ⓢ</b>	OP	■	■	■	□	■	■	•	■	■	■	■	■	■	■	■	■	■	■	■
<b>3362 QC/OP Dark Walnut</b>	OP	■	■	■	□	■	■	•	■	■	■	■	■	■	■	■	■	■	■	■
<b>3372 QC/OP Medium Mahogany on Walnut</b>	OP	■	■	■	□	■	■	•	■	■	■	■	■	■	■	■	■	■	■	■
<b>3382 QC/OP Graphite Walnut</b>	OP	■	■	■	□	■	■	•	■	■	■	■	■	■	■	■	■	■	■	■

*Tip: Products that are missing from the matrix are not available with these surface materials.*

*\*\*To ensure an understanding of the color ranges and characteristic variations of natural veneer, a sign-off sheet is required prior to orders being accepted for this clear-coat finish. The sign-off sheet is available through the Finish Library.*

*Tip: Solid hardwoods cannot be used with wood composites, so no shaped wood worksurface profiles, wood integral pulls, or wood panel trim may be optioned when composite veneer finishes are specified. For more information on composite veneers, please reference the specification guides for the product lines they available on.*

Availability  
Matrices

Wood Veneer Matrix, continued

**Wood Veneer Matrix, continued**

**Legend**

- = Not available
- = Available
- = Available with exceptions
- OP= Open-pore
- QC= Quarter-cut
- RC= Rift-cut
- ▶ See page 18 for a description of fill levels.

	Fill Level	Steelcase Casegoods & Systems													
		Alight Occasional Tables	Answer	Bivi	Brody Desk	Campfire Personal Tables	Campfire Skate & Slim Tables	Elective Elements	Everwall	Flex	FrameOne	Groupwork	High-Density Storage	media.scape	media.scape kiosk
<b>Rift Cut</b>															
<b>Oak</b>															
<b>3602</b> RC/OP Desert Oak	OP	•	■	□	■	•	•	■	■	■	■	■	■	■	■
<b>Planked Veneer</b>															
<b>Wood Group 1</b>															
<b>3P41</b> Planked Cherry*	OP	■	□	□	■	•	■	□	■	■	■	■	■	■	■
<b>3P51</b> Planked Maple*	OP	■	□	□	■	•	■	□	■	■	■	■	■	■	■
<b>3P61</b> Planked Oak*	OP	■	□	□	■	•	■	□	■	■	■	■	■	■	■
<b>3P71</b> Planked Walnut*	OP	■	□	□	■	•	■	□	■	■	■	■	■	■	■
<b>3VFX</b> Unmarked Oak*	OP	•	□	□	■	•	□	■	■	■	■	■	■	■	■
<b>Natural Veneer</b>															
<b>Wood Group 1</b>															
<b>3342</b> FC/OP Black Walnut	OP	•	■	□	■	•	■	■	■	■	■	■	■	■	■
<b>3392</b> QC/OP Black Walnut	OP	•	■	□	■	•	■	■	■	■	■	■	■	■	■
<b>35A2</b> FC/OP Blanch Maple	OP	•	■	□	■	•	■	■	■	■	■	■	■	■	■
<b>37A2</b> FC/OP Thunder Walnut	OP	•	■	□	■	•	■	■	■	■	■	■	■	■	■
<b>32A2</b> QC/OP Blanch Maple	OP	•	■	□	■	•	■	■	■	■	■	■	■	■	■
<b>33A2</b> QC/OP Thunder Walnut	OP	•	■	□	■	•	■	■	■	■	■	■	■	■	■
<b>36A2</b> RC/OP Volcanic Oak	OP	•	■	□	■	•	■	■	■	■	■	■	■	■	■

Tip: Products that are missing from the matrix are not available with these surface materials.

Tip: Solid hardwoods cannot be used with wood composites, so no shaped wood worksurface profiles, wood integral pulls, or wood panel trim may be optioned when composite veneer finishes are specified. For more information on composite veneers, please reference the specification guides for the product lines they are available on.

\*Tip: Known for its uniqueness, planked veneer has intentional and natural variations that include, but are not limited to: character marks, grain pattern, color, and natural color aging. Because no stain is used in the clear-coat process, a sign-off will be required prior to orders being accepted for this finish. The sign-off sheet is available through the Finish Library.

**Wood Veneer Matrix, continued**

**Legend**

- = Not available
- = Available
- = Available with exceptions
- OP= Open-pore
- QC= Quarter-cut
- RC= Rift-cut
- ▶ See page 18 for a description of fill levels.

	Fill Level	Steelcase Casegoods & Systems						Steelcase Seating				Steelcase Wood Furniture									
		Migration	Height-Adjustable Desks	Montage	Ology	Privacy Wall	Storage Products	Universal Worksurface Products	V.I.A.	Wall Mount HAD	Bassline Bench Seating	B-Free Occasional Tables	B-Free Standing Height Tables	Umami	Aisla	Bassline Tables	Campfire Big Tables	Convene	Mackinac	Verlay	Victor2
<b>Rift Cut</b>																					
<b>Oak</b>																					
<b>3602</b>	RC/OP Desert Oak	OP	■	■	■	□	■	■	□	■	■	■	■	■	■	■	■	■	■	■	■
<b>Planked Veneer</b>																					
<b>Wood Group 1</b>																					
<b>3P41</b>	Planked Cherry*	OP	■	■	■	□	■	■	□	■	■	■	■	■	■	■	■	■	■	■	■
<b>3P51</b>	Planked Maple*	OP	■	■	■	□	■	■	□	■	■	■	■	■	■	■	■	■	■	■	■
<b>3P61</b>	Planked Oak*	OP	■	■	■	□	■	■	□	■	■	■	■	■	■	■	■	■	■	■	■
<b>3P71</b>	Planked Walnut*	OP	■	■	■	□	■	■	□	■	■	■	■	■	■	■	■	■	■	■	■
<b>3VFX</b>	Unmarked Oak*	OP	■	■	■	□	■	•	□	•	■	■	■	■	■	■	■	■	■	■	■
<b>Natural Veneer</b>																					
<b>Wood Group 1</b>																					
<b>3342</b>	FC/OP Black Walnut	OP	■	■	■	□	■	■	□	■	■	■	■	■	■	■	■	■	■	■	■
<b>3392</b>	QC/OP Black Walnut	OP	■	■	■	□	■	■	•	■	■	■	■	■	■	■	■	■	■	■	■
<b>35A2</b>	FC/OP Blanch Maple	OP	■	□	■	□	■	■	□	■	•	•	■	■	■	■	■	■	■	■	■
<b>37A2</b>	FC/OP Thunder Walnut	OP	■	□	■	□	■	■	□	■	•	•	■	■	■	■	■	■	■	■	■
<b>32A2</b>	QC/OP Blanch Maple	OP	■	□	■	□	■	■	□	■	•	•	■	■	■	■	■	■	■	■	■
<b>33A2</b>	QC/OP Thunder Walnut	OP	■	□	■	□	■	■	□	■	•	•	■	■	■	■	■	■	■	■	■
<b>36A2</b>	RC/OP Volcanic Oak	OP	■	□	■	□	■	■	□	■	•	•	■	■	■	■	■	■	■	■	■

Tip: Products that are missing from the matrix are not available with these surface materials.

Tip: Solid hardwoods cannot be used with wood composites, so no shaped wood worksurface profiles, wood integral pulls, or wood panel trim may be optioned when composite veneer finishes are specified. For more information on composite veneers, please reference the specification guides for the product lines they available on.

\*Tip: Known for its uniqueness, planked veneer has intentional and natural variations that include, but are not limited to: character marks, grain pattern, color, and natural color aging. Because no stain is used in the clear-coat process, a sign-off will be required prior to orders being accepted for this finish. The sign-off sheet is available through the Finish Library.

**Wood Veneer Matrix, continued**

**Legend**

- = Not available
- = Available
- = Available with exceptions
- OP= Open-pore
- QC= Quarter-cut
- RC= Rift-cut
- ▶ See page 18 for a description of fill levels.

Fill Level	Steelcase Casegoods & Systems	Steelcase Casegoods & Systems													
		Alight Occasional Tables	Answer	Bivi	Brody Desk	Campfire Personal Tables	Campfire Skate & Slim Tables	Elective Elements	Everwall	Flex	FrameOne	Groupwork	High-Density Storage	media.scape	media.scape kiosk
<b>Natural Veneer</b>															
<b>Wood Group 3</b>															
<b>3832</b> QC/OP Figured Anegre*	OP	•	□	□	■	•	•	■	■	■	■	■	■	■	■
<b>3082</b> FC/OP Washed Walnut*	OP	•	□	□	■	•	•	■	■	■	■	■	■	■	■
<b>Select Surfaces—Composite Veneers</b>															
<b>Composite Veneer Price Group 1</b>															
<b>3F8X</b> QC/OP European Walnut Composite	OP	•	□	□	■	•	•	■	•	■	■	■	■	•	•
<b>3HGX</b> QC/OP Oak Composite	OP	•	□	□	■	•	•	■	•	■	■	■	■	•	•
<b>3HVX</b> QC/OP Walnut Composite	OP	•	□	□	■	•	•	■	•	■	■	■	■	•	•
<b>3JJX</b> FC/OP Walnut Composite	OP	•	□	□	■	•	•	■	•	■	■	■	■	•	•
<b>3LAX</b> Graphite on Oak Composite	OP	•	■	■	■	•	■	■	•	■	■	■	■	■	•
<b>3LBX</b> Clear Walnut on Walnut Composite	OP	•	■	■	■	•	■	■	•	■	■	■	■	■	•
<b>3LCX</b> Medium Cherry on Cherry Composite	OP	•	■	■	■	•	■	■	•	■	■	■	■	■	•
<b>3LDX</b> Natural Walnut on Walnut Composite	OP	•	■	■	■	•	■	■	•	■	■	■	■	■	•
<b>Composite Veneer Price Group 2</b>															
<b>3LEX</b> Desert Oak on Oak Composite	OP	•	■	■	■	•	■	■	•	■	■	■	■	■	•
<b>3LGX</b> Chai on Walnut Composite	OP	•	■	■	■	•	■	■	•	■	■	■	■	■	•
<b>3LHX</b> Espresso on Walnut Composite	OP	•	■	■	■	•	■	■	•	■	■	■	■	■	•
<b>3LJX</b> Ebony on Walnut Composite	OP	•	■	■	■	•	■	■	•	■	■	■	■	■	•

*Tip: Products that are missing from the matrix are not available with these surface materials.*  
*Tip: Solid hardwoods cannot be used with wood composites, so no shaped wood worksurface profiles, wood integral pulls, or wood panel trim may be optioned when composite veneer finishes are specified. For more information on composite veneers, please reference the specification guides for the product lines they are available on.*  
*\*Tip: Known for its uniqueness, planked veneer has intentional and natural variations that include, but are not limited to: character marks, grain pattern, color, and natural color aging. Because no stain is used in the clear-coat process, a sign-off will be required prior to orders being accepted for this finish. The sign-off sheet is available through the Finish Library.*

**Wood Veneer Matrix, continued**

**Legend**

- = Not available
- = Available
- = Available with exceptions
- OP= Open-pore
- QC= Quarter-cut
- RC= Rift-cut
- ▶ See page 18 for a description of fill levels.

Fill Level	Steelcase Casegoods & Systems										Steelcase Seating			Steelcase Wood Furniture						
	Migration	Height-Adjustable Desks	Montage	Ology	Privacy Wall	Storage Products	Universal Worksurface Products	V.I.A.	Wall Mount HAD	Bassline Bench Seating	B-Free Occasional Tables	B-Free Standing Height Tables	Umami	Aisla	Bassline Tables	Campfire Big Tables	Convene	Mackinac	Verlay	Victor2
<b>Natural Veneer</b>																				
<b>Wood Group 3</b>																				
3832 QC/OP Figured Anegre*	OP	■	□	■	•	■	□	□	■	■	■	■	■	■	■	■	■	■	■	■
3082 FC/OP Washed Walnut*	OP	■	□	■	•	■	□	□	■	■	■	■	■	■	■	■	■	■	■	■
<b>Select Surfaces—Composite Veneers</b>																				
<b>Composite Veneer Price Group 1</b>																				
3F8X QC/OP European Walnut Composite	OP	■	□	■	•	■	□	□	■	■	■	■	■	■	■	■	■	■	■	■
3HGX QC/OP Oak Composite	OP	■	□	■	•	■	□	□	■	■	■	■	■	■	■	■	■	■	■	■
3HVX QC/OP Walnut Composite	OP	■	□	■	•	■	□	□	■	■	■	■	■	■	■	■	■	■	■	■
3JJX FC/OP Walnut Composite	OP	■	□	■	•	■	□	□	■	■	■	■	■	■	■	■	■	■	■	■
3LAX Graphite on Oak Composite	OP	■	■	■	•	■	■	■	■	■	■	■	■	■	■	■	■	■	■	■
3LBX Clear Walnut on Walnut Composite	OP	■	■	■	•	■	■	■	■	■	■	■	■	■	■	■	■	■	■	■
3LCX Medium Cherry on Cherry Composite	OP	■	■	■	•	■	■	■	■	■	■	■	■	■	■	■	■	■	■	■
3LDX Natural Walnut on Walnut Composite	OP	■	■	■	•	■	■	■	■	■	■	■	■	■	■	■	■	■	■	■
<b>Composite Veneer Price Group 2</b>																				
3LEX Desert Oak on Oak Composite	OP	■	■	■	•	■	■	■	■	■	■	■	■	■	■	■	■	■	■	■
3LGX Chai on Walnut Composite	OP	■	■	■	•	■	■	■	■	■	■	■	■	■	■	■	■	■	■	■
3LHX Espresso on Walnut Composite	OP	■	■	■	•	■	■	■	■	■	■	■	■	■	■	■	■	■	■	■
3LJX Ebony on Walnut Composite	OP	■	■	■	•	■	■	■	■	■	■	■	■	■	■	■	■	■	■	■

Tip: Products that are missing from the matrix are not available with these surface materials.

Tip: Solid hardwoods cannot be used with wood composites, so no shaped wood worksurface profiles, wood integral pulls, or wood panel trim may be optioned when composite veneer finishes are specified. For more information on composite veneers, please reference the specification guides for the product lines they are available on.

\*Tip: Known for its uniqueness, planked veneer has intentional and natural variations that include, but are not limited to: character marks, grain pattern, color, and natural color aging. Because no stain is used in the clear-coat process, a sign-off will be required prior to orders being accepted for this finish. The sign-off sheet is available through the Finish Library.

# Solid Wood and Solid Surface Matrix

## Solid Wood and Solid Surface Matrix

### Legend

- = Not available
- = Available
- ◻ = Available with exceptions
- Ⓢ = Excluded

	Steelcase Seating						Steelcase Health Seating	Steelcase Wood Furniture		
	Alight Ottoman	B-Free Standing Height Tables	B-Free Beam	Collaboration	Jenny	Node		Apprise	Bassline	Mackinac
<b>3062</b> Graphite Walnut	•	•	•	■	•	•	■	•	•	■
<b>3402</b> Clear Cherry (Aged)	•	•	•	■	•	•	■	•	•	■
<b>3412</b> Natural Cherry Ⓢ	•	•	•	■	•	•	■	•	•	■
<b>3422</b> Medium Cherry	•	•	•	■	•	•	■	•	•	■
<b>3522</b> Clear Maple**	•	•	•	■	■	•	■	•	■	■
<b>3602</b> Desert Oak	•	•	•	■	•	•	•	•	•	■
<b>3702</b> Clear Walnut	•	•	•	■	•	•	■	•	•	■
<b>3712</b> Natural Walnut	•	•	•	■	•	•	■	•	•	■
<b>3752</b> Medium Walnut Ⓢ	•	•	•	■	•	•	•	•	•	■
<b>3762</b> Dark Walnut	•	•	•	■	■	•	•	•	■	■
<b>3772</b> Medium Mahogany on Walnut	•	•	•	■	•	•	•	•	•	■
<b>3860</b> Espresso	•	■	■	•	•	•	•	•	•	•
<b>3861</b> Natural	•	■	■	•	•	•	•	•	•	•
<b>Flat Cut, Low Sheen*</b>										
<b>V1AC</b> Natural Cherrywood	■	•	•	•	■	■	•	•	•	•
<b>V1AM</b> Clear Maplewood	■	•	•	•	■	■	•	•	•	•
<b>V1CC</b> Medium Amber Cherrywood	■	•	•	•	■	■	•	•	•	•
<b>V1EW</b> Dark Walnut	•	•	•	•	•	■	•	•	•	•

\* See *Coalesse Surface Materials Reference Guide* for more information on this finish.

\*\*To ensure an understanding of the color ranges and characteristic variations of natural veneer, a sign-off sheet is required prior to orders being accepted for this clear-coat finish. The sign-off sheet is available through the Finish Library.

*Tip: Wood used in the construction of chairs comes from maple or European beech. Wood finishes applied to maple or beech will match the color of stains applied to oak, walnut, or cherry; however, they will not have the same natural grain.*

*Tip: Products that are missing from the matrix are not available with these surface materials.*

**Solid Wood and Solid Surface Matrix, continued**

**Legend**

- = Not available
- = Available
- = Available with exceptions

	Steelcase Seating, cont.								Steelcase Health Seating				Steelcase Wood Furniture		
	Alight Ottoman	B-Free Standing Height Tables	B-Free Beam	Collaboration	Jenny	Node		Apprise	Bassline	Mackinac	Verlay				
<b>Natural Veneers</b>															
<b>Wood Group 1</b>															
<b>3342</b> Black Walnut	●	●	●	■	●	●		●	●	●	■		●	●	■
<b>3392</b> Black Walnut	●	●	●	■	●	●		●	●	●	■		●	●	■
<b>35A2</b> Blanch Maple	●	●	●	■	●	●		●	●	●	●		●	●	●
<b>37A2</b> Thunder Walnut	●	●	●	■	●	●		●	●	●	●		●	●	●
<b>32A2</b> Blanch Maple	●	●	●	●	●	●		●	●	●	●		●	●	●
<b>33A2</b> Thunder Walnut	●	●	●	●	●	●		●	●	●	●		●	●	●
<b>36A2</b> Volcanic Oak	●	●	●	●	●	●		●	●	●	●		●	●	●
<b>Planked Veneers</b>															
<b>3P41</b> Planked Cherry*	●	●	●	●	●	●		●	●	●	●		●	●	●
<b>3P51</b> Planked Maple*	●	●	●	●	●	●		●	●	●	●		●	●	●
<b>3P61</b> Planked Maple*	●	●	●	●	●	●		●	●	●	●		●	●	●
<b>3P71</b> Planked Walnut*	●	●	●	●	●	●		●	●	●	●		●	●	●
<b>Premium Veneers</b>															
<b>3832</b> Figured Anegre	●	●	●	●	●	●		●	●	●	●		●	●	●
<b>Solid Surfaces</b>															
<b>2801</b> Glacier White	●	●	●	●	●	●		■	■	●	●		■	●	●
<b>2873</b> Linen	●	●	●	●	●	●		■	■	●	●		■	●	●
<b>2875</b> Bisque	●	●	●	●	●	●		■	■	●	●		■	●	●
<b>2972</b> Antarctica	●	●	●	●	●	●		■	■	■	●		■	●	●
<b>2974</b> Canvas	●	●	●	●	●	●		■	■	●	●		■	●	●
<b>2978</b> Cameo White	●	●	●	●	●	●		■	■	●	●		■	●	●
<b>2979</b> Silver Grey	●	●	●	●	●	●		■	■	●	●		■	●	●

\*Tip: Known for its uniqueness, planked veneer has intentional and natural variations that include, but are not limited to: character marks, grain pattern, color, and natural color aging. Because no stain is used in the clear-coat process, a sign-off will be required prior to orders being accepted for this finish. The sign-off sheet is available through the Finish Library.

Tip: Wood used in the construction of chairs comes from maple or European beech. Wood finishes applied to maple or beech will match the color of stains applied to oak, walnut, or cherry; however, they will not have the same natural grain.

Tip: Products that are missing from the matrix are not available with these surface materials.

Availability  
Matrices

# Casper Cloaking Technology by Designtex Matrix

## Casper Cloaking Technology by Designtex Matrix

### Legend

- = Not available
- = Available
- = Available with exceptions

Glass Selections
Privacy Wall
V.I.A.

### Select Surfaces—Casper Cloaking Technology by Designtex

<b>CSPCF1</b> Casper Cloaking Technology Layer	■	■	■
<b>CSPFG1</b> Casper Graphic Film Layer	■	■	■
<b>Graphic Layer Options</b>			
<b>PF002</b> Casper—Big Dot	■	■	■
<b>PF003</b> Casper—Little Dot	■	■	■
<b>PF004</b> Casper—Ion	■	■	■
<b>PF005</b> Casper—Aksel	■	■	■
<b>PF006</b> Casper—Grid	■	■	■
<b>PF007</b> Casper—Plus	■	■	■
<b>PF008</b> Casper—Cell	■	■	■
<b>PF009</b> Casper—Pixel	■	■	■
<b>PF010</b> Casper—City Grid	■	■	■
<b>PF011</b> Casper—Semaphore	■	■	■
<b>PF012</b> Casper—Sunburst	■	■	■
<b>PF013</b> Casper—Brush	■	■	■
<b>PF014</b> Casper—Pinpoint	■	■	■
<b>PF015</b> Casper—Draft	■	■	■
<b>PF016</b> Casper—Block	■	■	■
<b>Graphic Layer Options Exclusive for Steelcase</b>			
<b>PF017</b> Casper—Dash for Steelcase	■	■	■
<b>PF018</b> Casper—Fade for Steelcase	■	■	■
<b>PF019</b> Casper—Stripe for Steelcase	■	■	■
<b>PF020</b> Casper—Hatch for Steelcase	■	■	■
<b>PF021</b> Casper—Brick for Steelcase	■	■	■
<b>PF022</b> Casper—Triangle for Steelcase	■	■	■

## PET Matrix

### Legend

- = Not available
- = Available
- = Available with exceptions
- 🌐 = This finish is part of the global surface materials palette. Geographical differences, by product line, may apply.

	Steelcase Casegoods & Systems			Steelcase Wood Furniture	
	Flex	Groupwork	Universal Screens	Mackinac	
<b>P630</b> Medium Heather Grey 🌐	■	●	■	●	
<b>P631</b> Dark Heather Grey 🌐	■	■	■	■	
<b>P635</b> Heather Navy 🌐	■	●	●	●	
<b>P636</b> Light Heather Grey 🌐	■	●	●	●	

# Braided Cord Matrix

## Braided Cord Matrix

### Legend

- = Not available
- = Available
- = Available with exceptions

	Steelcase Caseworks & Systems		
	Bivi	Flex	Flex Media Cart
<b>9002</b> Silver	•	•	■
<b>9003</b> Fuchsia	•	■	■
<b>9004</b> Marlin	•	■	■
<b>9005</b> Arctic White	■	•	•
<b>9006</b> Chili	•	■	■
<b>9007</b> Sterling	■	■	■
<b>9008</b> Honey	•	■	■
<b>9009</b> Black	■	■	■
<b>9010</b> Light Peacock	•	■	■
<b>9011</b> Seagull	■	■	■
<b>9012</b> Merle	•	•	■
<b>9013</b> Brass	•	•	■
<b>9014</b> Black/White Stripe	■	•	•
<b>9015</b> White/Seagull Stripe	■	•	•
<b>9016</b> Black/White Chevron	■	•	•
<b>9017</b> Black/Sterling Chevron	■	•	•
<b>9018</b> Seagull/Poppy Stripe	•	•	•
<b>9019</b> Seagull/Honey Stripe	•	•	•
<b>9020</b> Seagull/Sterling Stripe	•	•	•
<b>9021</b> Seagull/White Stripe	•	•	•

## Braided Cord Matrix

### Legend

- = Not available
- = Available
- = Available with exceptions

	Bivi	Simple Seating
<b>5JG0</b> Black	■	■
<b>5JG1</b> Burgundy	•	■
<b>5JG2</b> Taupe	■	•
<b>5JG3</b> Silver	■	•
<b>5JG4</b> Teal	•	•
<b>5JG5</b> Red	■	■
<b>5JG6</b> Pacific Blue	■	•
<b>5JG7</b> Green	■	■
<b>5JG8</b> Navy	•	■

# Upholstery Matrix

## Upholstery Matrix

Products that are missing from the matrix are not available with these surface materials.

### Legend

- = Not available
- = Available
- = Available with exceptions
- ⊖ = Excluded
- ⊕ = Global palette
- ▶ See specification guide for details.

	Price Group	align Lounge Series—Standard	Amia 482 Series—3D Knit—Standard	Amia 482 Series—Standard	Amia 482 Series—3D Knit—Sewn	Amia 482 Series—Sewn	Amia Air 482—Sewn	Amia Air 482 Standard	Bassline Bench Seating	B-Free Cube	B-Free Beam	Bivi	Basic Cushion, Basic Cushion Enhanced	Brody 488 Series	Brody 488 Series Lower Surround With Extension	Brody 488 Series Footrest	Buoy	Cachet 487 Series—Standard	Campfire Big Lamp	Campfire Lounges	
3D Knit ⊕	NA	●	■	●	■	●	●	●	●	●	●	●	●	●	●	●	●	●	●	●	●
3D Microknit ⊕	NA	●	●	●	●	●	□	□	●	●	●	●	●	●	●	●	●	●	●	●	●
Billiard Multi-Use by Designtex	3	■	■	■	■	■	■	■	■	■	■	■	■	■	●	●	●	■	■	●	■
Bo Peep	5	■	■	■	●	●	●	■	■	■	■	■	■	■	●	●	■	■	■	●	■
Brisa	6	■	●	■	■	■	■	■	■	■	■	■	●	■	●	●	■	●	●	●	■
Buzz2 ⊕	1	■	■	■	■	■	■	■	■	■	■	■	■	■	■	■	■	■	■	●	■
Cafe Leather	2	●	●	●	■	■	■	■	■	■	■	■	●	■	■	■	■	●	■	●	●
Chainmail	2	■	■	■	●	■	■	■	■	■	■	■	■	■	●	■	■	■	■	●	■
Cogent: Connect ⊕	2	■	■	■	●	■	■	■	■	■	■	□	■	■	●	■	■	■	●	■	■
Connect 3D ⊕	NA	●	●	●	●	●	●	●	■	●	●	●	●	●	●	●	●	●	●	●	●
Dovetail by Designtex	2	■	■	■	■	■	■	■	■	■	■	■	●	●	●	●	■	■	■	●	■
Elmosoft Leather	1	●	●	●	■	■	■	●	■	■	■	■	●	■	■	■	■	●	■	●	●
Era	1	■	■	■	■	■	■	■	■	■	■	■	■	■	●	■	■	■	■	●	■
Foundation	2	■	●	●	■	□	■	●	■	■	■	●	●	■	●	■	■	■	■	●	■
Gaja ⊕	3	■	■	■	■	■	■	■	■	■	■	■	■	■	●	■	■	■	■	●	■
Intermix	3	●	●	●	●	●	●	●	●	●	●	●	●	●	●	●	●	●	●	●	●
Jacks ⊖	1	■	■	■	■	■	■	■	■	■	■	●	■	■	●	■	■	■	●	■	■
Link	1	■	■	■	■	■	■	■	■	■	■	□	■	■	●	■	■	■	●	■	■

**Amia 482 Series** sewn version models with leather or vinyl require an “S” suffix which features an additional stitch detail across the lumbar region on the back cushion.

**Brody 488 Series vertical fabrics** can be found in the *Vertical Surface Fabric Matrix* on page 122.

**Brody Lower Surround with Extension** is not available with Brisa, Remix, or Steelcut Trio because they do not meet ASTM E-84 flammability standards.

**Upholstery Matrix, continued**

**Products that are missing from the matrix are not available with these surface materials.**

**Legend**

- = Not available
- = Available
- = Available with exceptions
- ⊖ = Excluded
- ⊕ = Global palette
- ▶ See specification guide for details.

	Price Group	cobi 434 Series — Connect 3D — Standard	cobi 434 Series — Connect 3D — Sewn	Divisio Side Screen	FrameOne Universal Screens	FrameOne Centered Screens	Gesture 442 Series — Non-Sewn	Gesture 442 Series — Sewn	Gesture 442 Series — 3D Knit — Non-Sewn	i2i 416 Series — 3D Knit — Sewn	Jenny Lounge	Karman	Kart	Leap 462 Series	Leap 462 Series — 3D Knit — Standard	Leap 462 Series — Standard	Leap Plus 462 Series — 3D Knit — Standard	Leap Plus 462 Series — Standard	Leap 462 Series — 3D Knit — Sewn	Leap 462 Series — Sewn	Leap Plus 462 Series — 3D Knit — Sewn	Leap Plus 462 Series — Sewn
3D Knit ⊕	NA	●	●	●	●	●	●	■	■	■	●	●	●	●	■	●	■	●	■	●	■	●
3D Microknit ⊕	NA	●	●	●	●	●	●	●	●	●	●	●	●	■	●	●	●	●	●	●	●	●
Billiard Multi-Use by Designtex	3	●	■	■	■	■	□	■	■	■	■	●	■	■	■	■	■	■	■	■	●	●
Bo Peep	5	●	■	●	●	●	●	■	■	■	■	●	■	■	■	■	■	■	■	■	■	●
Brisa	6	●	●	●	●	●	●	■	■	●	■	●	■	■	■	■	●	●	■	■	■	■
Buzz2 ⊕	1	●	■	■	■	■	●	■	■	■	■	●	■	■	■	■	■	■	■	■	■	■
Cafe Leather	2	■	■	●	●	●	■	●	■	■	■	●	■	■	■	■	■	■	■	■	■	■
Chainmail	2	●	■	●	●	■	●	■	■	■	■	●	■	■	■	■	■	■	■	■	■	●
Cogent: Connect ⊕	2	■	●	■	■	■	■	■	■	■	■	●	■	■	■	●	■	■	■	●	●	●
Connect 3D ⊕	NA	■	■	●	●	●	●	●	●	●	●	●	●	●	●	●	●	●	●	●	●	●
Dovetail by Designtex	2	●	■	■	■	■	●	■	■	■	■	●	■	■	■	■	■	■	■	■	■	■
Elmosoft Leather	1	●	■	●	●	●	●	■	■	■	■	●	■	■	■	■	■	■	■	■	■	■
Era	1	●	■	●	■	●	●	■	■	■	■	●	■	■	■	■	■	■	■	■	■	●
Foundation	2	●	■	●	●	●	●	■	■	■	■	●	■	●	●	●	■	■	■	■	■	■
Gaja ⊕	3	●	■	●	●	●	●	■	■	■	■	●	■	■	■	■	■	■	■	■	■	■
Intermix	3	●	●	●	●	●	●	●	●	●	●	■	●	●	●	●	●	●	●	●	●	●
Jacks ⊖	1	●	●	●	●	●	●	■	■	■	●	●	■	■	■	●	■	■	■	●	●	●
Link	1	●	●	■	●	●	●	■	■	■	■	●	■	■	■	●	■	■	■	■	●	●

**Brody 488 Series vertical fabrics** can be found in the *Vertical Surface Fabric Matrix* on page 122.  
**3D Knit Upholstery** available only on models with 3D Knit Back.

Availability  
Matrices

Upholstery Matrix, continued

**Upholstery Matrix, continued**

**Products that are missing from the matrix are not available with these surface materials.**

**Legend**

- = Not available
- = Available
- = Available with exceptions
- ⊖ = Excluded
- ⊕ = Global palette
- ▶ See specification guide for details.

	Price Group	Move 490 Series—Standard	Node 480 Series	Nooi	Player 475 Series—Standard	QIVI 428 Series—QIVI Net—Standard	QIVI 428 Series—QIVI Net—Sewn	Reply 466 Series Multi-Use Sewn	Reply 466 Series Multi-Use Standard	Reply 466 Series Work Sewn	Scoop—Standard, Upholstered Seat	Shortcut	SILQ 418 Series—Standard	SILQ 418 Series—Sewn	Simple Seating	Steelcase Series 1	Steelcase Series 2—Airback-Uph Seat	Steelcase Series 2—3D Microknit Back-Uph Seat	Steelcase Series 2—Uph Seat-Uph Back
3D Knit ⊕	NA	●	●	●	●	●	●	●	●	●	●	●	●	●	●	■	●	●	●
3D Microknit ⊕	NA	●	●	●	●	●	●	●	●	●	●	●	●	●	●	■	●	■	●
Billiard Multi-Use by Designtex	3	■	■	■	■	■	●	■	●	■	■	■	●	■	■	■	■	■	■
Bo Peep	5	■	■	■	■	■	●	■	●	■	■	■	●	■	■	■	■	■	■
Brisa	6	■	■	■	■	■	■	●	■	■	■	■	●	■	■	■	■	■	■
Buzz2 ⊕	1	■	■	■	■	■	■	■	●	■	■	■	■	■	■	■	■	■	■
Cafe Leather	2	■	■	■	●	■	■	■	●	■	■	■	■	■	●	■	■	■	■
Chainmail	2	■	■	■	■	■	●	■	●	■	■	■	■	■	■	■	■	■	■
Cogent: Connect ⊕	2	●	■	■	●	■	■	●	■	●	■	■	■	■	■	■	■	■	■
Connect 3D ⊕	NA	●	●	●	●	●	●	●	●	●	●	●	●	●	■	●	●	●	●
Dovetail by Designtex	2	■	■	■	■	■	●	■	●	■	■	■	●	■	■	■	■	■	■
Elmosoft Leather	1	■	■	■	●	■	■	●	■	●	■	■	●	■	■	■	■	■	■
Era	1	■	■	■	■	■	●	■	●	■	■	■	●	■	■	■	■	■	■
Foundation	2	■	■	■	■	■	●	■	●	■	■	■	●	■	■	■	■	■	■
Gaja ⊕	3	■	■	■	■	■	■	●	■	●	■	■	■	■	■	●	●	●	●
Intermix	3	●	●	●	●	●	●	●	●	●	●	●	●	●	●	●	●	●	●
Jacks ⊖	1	●	■	■	●	■	●	■	●	●	■	●	■	■	■	■	■	■	■
Link	1	●	■	■	●	■	●	■	●	●	■	●	■	■	■	■	■	■	■

**Vinyl** is not available on models with upholstered wrapped backs.  
**3D Knit Upholstery** available only on models with 3D Knit Back.

**Upholstery Matrix, continued**

**Products that are missing from the matrix are not available with these surface materials.**

**Legend**

- = Not available
- = Available
- = Available with exceptions
- ⊖ = Excluded
- ⊕ = Global palette
- ▶ See specification guide for details.

	Price Group	Think 465, 3D Knit Back	Think 465, Quilted Uph Back	Think 465, Standard	Think 465, Uph Back	TS Series Storage	Umami	Universal Mobile Ped	Universal Lateral Cushion Tops	Universal Privacy Modesty Screen	Steelcase Wood Furniture	Collaboration	Deck	Mingle	Mobile Ped Cushion Top—EE	Sawyer	Siento	Snodgrass
3D Knit ⊕	NA	●	●	■	■	●	●	●	●	●		●	●	●	●	●	●	●
3D Microknit ⊕	NA	●	●	●	●	●	●	●	●	●		●	●	●	●	●	●	●
Billiard Multi-Use by DesignTex	3	■	●	■	■	■	●	■	■	■		■	■	■	■	■	■	■
Bo Peep	5	■	●	■	■	■	■	■	■	●		■	■	■	■	■	■	■
Brisa	6	■	●	●	■	□	●	■	■	●		●	■	●	●	■	●	■
Buzz2 ⊕	1	■	●	■	■	■	■	■	■	■		■	■	■	■	■	■	■
Cafe Leather	2	■	■	●	■	●	●	■	■	●		●	●	●	●	●	●	●
Chainmail	2	■	●	■	■	■	●	■	●	●		■	■	■	■	■	■	■
Cogent: Connect ⊕	2	■	■	●	■	■	□	●	■	■		■	■	■	■	■	■	■
Connect 3D ⊕	NA	●	●	●	●	●	●	●	●	●		●	●	●	●	●	●	●
Dovetail by DesignTex	2	■	■	●	■	●	●	■	■	■		●	●	●	●	●	●	●
Elmosoft Leather	1	■	●	●	■	●	●	■	■	●		●	■	■	■	■	■	■
Era	1	■	■	■	■	●	●	■	■	●		■	■	■	■	■	■	■
Foundation	2	■	●	●	■	□	■	■	■	●		■	■	■	■	■	●	■
Gaja ⊕	3	■	●	■	■	■	■	■	■	●		■	■	■	■	■	■	■
Intermix	3	●	●	●	●	●	●	●	●	●		●	●	●	●	●	●	●
Jacks ⊖	1	■	■	●	■	■	■	●	■	●		●	●	●	●	■	●	●
Link	1	●	■	●	■	■	●	●	■	●		●	●	●	■	●	●	●

Tip: SILQ 418 Series will only take warped vertical fabrics. This includes all standard Steelcase fabrics, Select Surfaces, and COMs.

Availability  
Matrices

Upholstery Matrix, continued

**Upholstery Matrix, continued**

**Products that are missing from the matrix are not available with these surface materials.**

**Legend**

- = Not available
- = Available
- = Available with exceptions
- Ⓢ = Excluded
- Ⓢ = Global palette
- ▶ See specification guide for details.

	Price Group	Steelcase Health													West Elm Health				
		Apprise	Aspekt	Cura Upholstered	Cura Ottoman	Embold	Jenny	Leela	Mitra	Neighbor	Circa	Regard	Sorrel	Surround	Tava	Mesa	Slope	Sterling	Lucas
3D Knit Ⓢ	NA	●	●	●	●	●	●	●	●	●	●	●	●	●	●	●	●	●	●
3D Microknit Ⓢ	NA	●	●	●	●	●	●	●	●	●	●	●	●	●	●	●	●	●	●
Billiard Multi-Use by Designtex	3	■	■	■	■	■	■	■	■	■	■	■	■	■	■	■	□	□	■
Bo Peep	5	■	■	■	■	■	■	■	■	■	■	■	■	■	■	■	■	■	■
Brisa	6	■	●	■	●	■	■	●	●	■	■	●	■	■	■	■	■	■	■
Buzz2 Ⓢ	1	■	●	●	■	■	■	■	■	■	■	■	●	■	■	■	■	■	■
Cafe Leather	2	●	●	●	●	●	■	●	●	●	●	●	●	●	■	■	■	■	■
Chainmail	2	■	■	■	■	■	■	■	■	■	■	■	■	■	■	●	■	■	●
Cogent: Connect Ⓢ	2	■	●	●	■	■	■	■	●	●	■	●	■	■	■	■	■	■	■
Connect 3D Ⓢ	NA	●	●	●	●	●	●	●	●	●	●	●	●	●	●	●	●	●	●
Dovetail by Designtex	2	■	■	■	■	■	■	■	■	■	■	■	■	■	■	■	■	■	■
Elmosoft Leather	1	●	●	●	●	●	■	●	●	■	●	●	●	●	■	■	■	■	■
Era	1	■	■	■	■	■	■	■	■	■	●	■	■	■	■	■	■	■	■
Foundation	2	■	■	■	■	■	■	■	■	■	■	■	■	■	■	●	■	■	■
Gaja Ⓢ	3	■	■	■	■	■	■	■	■	■	■	■	■	■	■	■	■	■	■
Intermix	3	●	●	●	●	●	●	●	●	●	●	●	●	●	●	●	●	●	●
Jacks Ⓢ	1	■	●	■	■	■	●	■	●	■	■	●	■	■	■	■	■	■	■
Link	1	■	●	■	■	■	■	■	●	■	■	●	■	■	■	■	■	■	■

**Vinyl** is not available on models with upholstered wrapped backs.  
**3D Knit Upholstery** available only on models with 3D Knit Back.

**Upholstery Matrix, continued**

**Products that are missing from the matrix are not available with these surface materials.**

**Legend**

- = Not available
- = Available
- = Available with exceptions
- Ⓢ = Excluded
- Ⓞ = Global palette
- ▶ See specification guide for details.

	Price Group	alight Lounge Series—Standard	Amia 482 Series—3D Knit—Standard	Amia 482 Series—Standard	Amia 482 Series—3D Knit—Sewn	Amia 482 Series—Sewn	Amia Air 482—Sewn	Amia Air 482 Standard	Bassline Bench Seating	B-Free Cube	B-Free Beam	Bivi	Basic Cushion, Basic Cushion Enhanced	Brody 488 Series	Brody 488 Series Lower Surround With Extension	Brody 488 Series Footrest	Buoy	Cachet 487 Series—Standard	Campfire Big Lamp	Campfire Lounges
New Black: Bruce	1	■	■	■	■	■	■	■	■	■	■	■	■	■	●	■	■	●	●	■
New Black: Harley	2	■	■	■	■	■	■	■	■	■	■	■	■	■	●	■	■	●	●	■
New Black: Henry	1	■	■	■	■	■	■	■	■	■	■	■	■	■	●	■	■	●	●	■
New Black: Jack	2	■	■	■	■	■	■	■	■	■	■	■	■	■	●	■	■	●	●	■
New Black: James	2	■	■	■	■	■	■	■	■	■	■	■	■	■	●	■	■	●	●	■
Redeem	3	■	■	●	■	■	■	■	●	■	■	●	■	■	●	■	■	●	●	■
Remix Ⓢ	5	■	■	■	■	■	■	■	■	■	■	■	■	■	●	■	■	■	●	■
Reply Air Mesh Ⓞ	NA	●	●	●	●	●	●	●	●	●	●	●	●	●	●	●	●	●	●	●
Retrieve	3	■	●	■	■	■	■	■	●	■	●	■	■	■	●	■	■	●	●	■
Silk Ⓞ	5	■	■	■	■	■	■	●	■	■	■	■	■	■	●	■	■	■	●	■
SoftNext	2	■	■	■	■	■	■	■	■	■	■	■	■	●	●	●	■	■	●	■
Stand In	2	■	●	●	■	■	■	●	■	■	●	■	■	■	●	■	■	■	●	■
Steelcase Leather Ⓢ	1	●	●	●	■	●	■	●	■	●	●	●	■	■	●	■	●	●	●	●
Steelcut Trio Ⓞ	7	■	■	■	■	■	■	■	■	■	■	■	●	■	●	■	■	■	●	●

**Vinyl** is not available on models with upholstered wrapped backs.  
**3D Knit Upholstery** available only on models with 3D Knit Back.

Upholstery Matrix, continued

**Upholstery Matrix, continued**

**Products that are missing from the matrix are not available with these surface materials.**

**Legend**

- = Not available
- = Available
- = Available with exceptions
- Ⓢ = Excluded
- Ⓢ = Global palette
- ▶ See specification guide for details.

	Price Group	cobi 434 Series—Connect 3D—Standard	cobi 434 Series—Connect 3D—Sewn	Divisio Side Screen	FrameOne Universal Screens	FrameOne Centered Screens	Gesture 442 Series—Non-Sewn	Gesture 442 Series—Sewn	Gesture 442 Series—3D Knit—Non-Sewn	i2i 416 Series—3D Knit—Sewn	Jenny Lounge	Karman	Kart	Leap 462 Series	Leap 462 Series—3D Knit—Standard	Leap 462 Series—Standard	Leap Plus 462 Series—3D Knit—Standard	Leap Plus 462 Series—Standard	Leap 462 Series—3D Knit—Sewn	Leap 462 Series—Sewn	Leap Plus 462 Series—3D Knit—Sewn	Leap Plus 462 Series—Sewn
New Black: Bruce	1	●	■	●	●	●	■	■	■	■	■	●	■	■	■	■	■	■	■	■	●	●
New Black: Harley	2	●	■	●	●	●	■	■	■	■	■	●	■	■	■	■	■	■	■	■	●	●
New Black: Henry	1	●	■	●	●	●	■	■	■	■	■	●	■	■	■	■	■	■	■	■	●	●
New Black: Jack	2	●	■	●	●	●	■	■	■	■	■	●	■	■	■	■	■	■	■	■	●	●
New Black: James	2	●	■	●	●	●	■	■	■	■	■	●	■	■	■	■	■	■	■	■	●	●
Redeem	3	●	■	●	●	●	■	■	■	■	■	●	■	■	■	■	■	■	■	■	●	●
Remix Ⓢ	5	●	■	●	●	●	■	■	■	■	■	●	■	■	■	■	■	■	■	■	●	●
Reply Air Mesh Ⓢ	NA	●	●	●	●	●	●	●	●	●	●	●	●	●	●	●	●	●	●	●	●	●
Retrieve	3	●	●	●	●	●	■	■	■	■	■	●	■	■	■	■	■	■	■	■	●	●
Silk Ⓢ	5	●	■	●	●	●	■	■	■	■	■	●	■	■	■	■	■	■	■	■	■	■
SoftNext	2	●	■	■	■	■	●	■	■	■	■	●	■	■	■	■	■	■	■	■	■	■
Stand In	2	●	■	●	●	●	■	■	■	■	■	●	■	■	■	■	■	■	■	■	■	■
Steelcase Leather Ⓢ	1	●	●	●	●	●	■	■	■	■	■	●	■	■	■	■	■	■	■	■	■	■
Steelcut Trio Ⓢ	7	●	■	●	●	●	■	■	■	■	■	●	■	■	■	■	■	■	■	■	●	●

**Vinyl** is not available on models with upholstered wrapped backs.  
**3D Knit Upholstery** available only on models with 3D Knit Back.

**Upholstery Matrix, continued**

**Products that are missing from the matrix are not available with these surface materials.**

**Legend**

- = Not available
- = Available
- = Available with exceptions
- ⊖ = Excluded
- ⊕ = Global palette
- ▶ See specification guide for details.

	Price Group	Move 490 Series—Standard	Node 480 Series	Nool	Player 475 Series—Standard	Qivi 428 Series—Qivi Net—Standard	Qivi 428 Series—Qivi Net—Sewn	Reply 466 Series Multi-Use Sewn	Reply 466 Series Multi-Use Standard	Reply 466 Series Work Sewn	Scoop—Standard, Upholstered Seat	Shortcut	SILQ 418 Series—Standard	SILQ 418 Series—Sewn	Simple Seating	Steelcase Series 1	Steelcase Series 2—Airback-Uph Seat	Steelcase Series 2—3D Microknit Back-Uph Seat	Steelcase Series 2—Uph Seat-Uph Back
New Black: Bruce	1	■	■	■	■	■	●	●	■	●	■	■	●	■	■	■	■	■	■
New Black: Harley	2	■	■	■	■	■	●	●	■	●	■	■	■	■	■	■	■	■	■
New Black: Henry	1	■	■	■	■	■	●	●	■	●	■	■	■	■	■	■	■	■	■
New Black: Jack	2	■	■	■	■	■	●	●	■	●	■	■	■	■	■	■	■	■	■
New Black: James	2	■	■	■	■	■	●	●	■	●	■	■	■	■	■	■	■	■	■
Redeem	3	■	■	■	■	■	●	●	■	●	■	■	■	■	■	■	■	■	■
Remix ⊕	5	■	■	■	■	■	■	●	■	●	■	■	●	■	■	■	■	■	■
Reply Air Mesh ⊕	NA	●	●	●	●	●	●	●	●	●	●	●	●	●	●	●	●	●	●
Retrieve	3	■	■	■	■	■	●	●	■	●	■	■	■	■	■	■	■	■	■
Silk ⊕	5	■	■	■	■	■	●	■	■	■	■	■	■	■	■	■	■	■	■
SoftNext	2	■	■	■	■	■	■	●	■	●	■	■	●	■	■	■	■	■	■
Stand In	2	■	●	■	■	■	■	●	■	■	■	■	●	■	●	■	■	■	■
Steelcase Leather ⊖	1	●	■	●	●	■	■	●	■	●	■	■	●	■	●	■	■	■	■
Steelcut Trio ⊕	7	■	■	■	■	■	■	●	■	●	■	■	●	■	■	■	■	■	■

**Vinyl** is not available on models with upholstered wrapped backs.  
**3D Knit Upholstery** available only on models with 3D Knit Back.

Upholstery Matrix, continued

**Upholstery Matrix, continued**

**Products that are missing from the matrix are not available with these surface materials.**

**Legend**

- = Not available
- = Available
- = Available with exceptions
- Ⓢ = Excluded
- Ⓢ = Global palette
- ▶ See specification guide for details.

	Price Group	Think 465, 3D Knit Back	Think 465, Quilted Uph Back	Think 465, Standard	Think 465, Uph Back	TS Series Storage	Umami	Universal Mobile Ped	Universal Lateral Cushion Tops	Universal Privacy Modesty Screen	Steelcase Wood Furniture	Collaboration	Deck	Mingle	Mobile Ped Cushion Top—EE	Sawyer	Siento	Snodgrass
New Black: Bruce	1	●	■	■	■	■	●	■	■	●	■	■	■	■	■	■	■	■
New Black: Harley	2	●	■	■	■	■	●	■	■	●	■	■	■	■	■	■	■	■
New Black: Henry	1	●	■	■	■	■	■	■	■	●	■	■	■	■	■	■	■	■
New Black: Jack	2	●	■	■	■	■	■	■	■	●	■	■	■	■	■	■	■	■
New Black: James	2	●	■	■	■	■	■	■	■	●	■	■	■	■	■	■	■	■
Redeem	3	●	●	●	●	■	■	■	■	●	■	■	■	■	■	■	■	■
Remix Ⓢ	5	■	●	●	■	■	■	■	■	●	■	■	■	■	■	■	■	■
Reply Air Mesh Ⓢ	NA	●	●	●	●	●	●	●	●	●	●	●	●	●	●	●	●	●
Retrieve	3	●	●	●	●	■	■	●	●	●	■	●	●	●	●	●	●	●
Silk Ⓢ	5	■	●	■	■	□	●	●	●	●	■	■	■	■	■	■	■	■
SoftNext	2	■	■	●	■	●	●	■	■	■	●	●	●	●	●	●	●	●
Stand In	2	■	●	●	■	□	●	■	■	●	■	■	●	■	■	●	■	■
Steelcase Leather Ⓢ	1	■	●	●	■	●	●	●	■	●	■	●	●	●	●	■	●	●
Steelcut Trio Ⓢ	7	■	●	■	■	■	■	■	■	●	■	■	■	■	■	■	■	■

**Vinyl** is not available on models with upholstered wrapped backs.

**3D Knit Upholstery** available only on models with 3D Knit Back.

*Tip: SILQ 418 Series will only take warped vertical fabrics. This includes all standard Steelcase fabrics, Select Surfaces, and COMs.*

**Upholstery Matrix, continued**

**Products that are missing from the matrix are not available with these surface materials.**

**Legend**

- = Not available
- = Available
- = Available with exceptions
- Ⓢ = Excluded
- Ⓞ = Global palette
- ▶ See specification guide for details.

	Price Group	Steelcase Health											West Elm Health						
		Apprise	Aspekt	Cura Upholstered	Cura Ottoman	Embold	Jenny	Leela	Mitra	Neighbor	Circa	Regard	Sorrel	Surround	Tava	Mesa	Slope	Sterling	Lucas
New Black: Bruce	1	■	■	■	■	■	■	■	■	■	■	■	■	■	■	●	■	■	●
New Black: Harley	2	■	■	■	■	■	■	■	■	■	■	■	■	■	■	●	■	■	●
New Black: Henry	1	■	■	■	■	■	■	■	■	■	■	■	■	■	■	●	■	■	●
New Black: Jack	2	■	■	■	■	■	■	■	■	■	■	■	■	■	■	●	■	■	●
New Black: James	2	■	■	■	■	■	■	■	■	■	■	■	■	■	■	●	■	■	●
Redeem	3	■	■	■	■	■	■	■	■	■	■	■	■	■	■	●	■	■	■
Remix Ⓢ	5	■	■	■	■	■	■	■	■	■	●	■	■	■	■	■	●	●	
Reply Air Mesh Ⓞ	NA	●	●	●	●	●	●	●	●	●	●	●	●	●	●	●	●	●	
Retrieve	3	■	■	■	■	■	■	■	■	■	■	■	■	■	■	●	■	●	
Silk Ⓞ	5	■	■	■	■	■	■	■	■	■	■	■	■	■	■	■	■	■	
SoftNext	2	■	■	■	■	■	■	■	■	●	■	■	■	■	■	■	■	■	
Stand In	2	■	■	■	■	■	■	■	■	■	■	■	■	■	■	●	●	■	
Steelcase Leather Ⓢ	1	●	●	●	●	●	●	●	●	■	●	●	●	●	■	●	■	●	
Steelcut Trio Ⓞ	7	■	■	■	■	■	■	■	■	●	●	■	■	■	●	■	■	■	

**Vinyl** is not available on models with upholstered wrapped backs.  
**3D Knit Upholstery** available only on models with 3D Knit Back.

Availability  
Matrices

## Upholstery Matrix, continued

### Upholstery Matrix, continued

Not every fabric is available on every chair. This matrix gives an overview of the upholstery fabrics that can be specified on each seating product line.

#### Legend

- = Not available
- = Available
- = Available with exceptions
- ⓔ = Excluded
- ⓖ = Global palette
- ▶ See specification guide for details.

	Price Group	Collaboration	Mobile Ped Cushion Top—EE, Lateral Tops/2 Seam	Mobile Ped Cushion Top—EE, Lateral Tops/4 Seam
Billiard Multi-Use by Designtex	3	■	■	●
Bo Peep	5	■	■	●
Brisa	6	■	●	■
Buzz2 ⓖ	1	■	●	●
Chainmail	2	■	■	■
Cogent: Connect ⓖ	2	■	●	■
Cogent: Trails	2	■	■	●
Elmosoft Leather	1	●	●	■
Era	1	■	●	■
Foundation	2	■	●	■
Gaja ⓖ	3	■	■	●
Jacks ⓔ	1	■	■	●
Link	1	■	■	●

*Tip: Certain fabrics and leathers appear loose with comfort wrinkles when upholstered.*  
*Tip: For the most up to date availability information, please visit [finishlibrary.steelcase.com](https://finishlibrary.steelcase.com).*

**Upholstery Matrix, continued**

Not every fabric is available on every chair. This matrix gives an overview of the upholstery fabrics that can be specified on each seating product line.

**Legend**

- = Not available
- = Available
- = Available with exceptions
- Ⓢ = Excluded
- Ⓞ = Global palette
- ▶ See specification guide for details.

	Price Group	Collaboration	Mobile Ped Cushion Top—EE, Lateral Tops/2 Seam	Mobile Ped Cushion Top—EE, Lateral Tops/4 Seam
New Black: Bruce	1	■	■	■
New Black: Harley	2	■	■	■
New Black: Henry	1	■	■	■
New Black: Jack	2	■	■	■
New Black: James	2	■	■	■
Redeem	3	■	■	●
Remix Ⓞ	5	■	■	●
Reply Air Mesh Ⓞ	NA	■	■	■
Retrieve	3	■	■	●
Silk Ⓞ	5	■	■	■
Stand In	2	■	●	■
Steelcase Leather Ⓢ	1	■	●	■
Steelcut Trio Ⓞ	7	■	■	●

*Tip: Certain fabrics and leathers appear loose with comfort wrinkles when upholstered.  
Tip: For the most up to date availability information, please visit [finishlibrary.steelcase.com](http://finishlibrary.steelcase.com).*

# Vertical Surface Fabric Matrix

## Vertical Surface Fabric Matrix

### Legend

- = Not available
- = Available
- = Available with exceptions
- ⊖ = Excluded
- ⊕ = This finish is part of the global surface materials palette. Geographical differences, by product line, may apply.
- ▶ See specification guide for details.

	Price Group	Roll Width	Steelcase																	Steelcase Wood						
			Answer	Answer Beam	Answer Fence	B-Free Screens	Bvi Screens & Modesty	Brody 488 Series Lounge Seating—Seat	Brody 488 Series Lounge Seating—Lower Surround & Trim	Brody 488 Series Lounge Seating—Screen	Brody 488 Series Lounge Seating—Footrest	Divisio Side Screens	Elbrook Modesty Panel	Everwall	FrameOne	Impact	Kick Panels	Migration SE Bench	Montage	Ology	Privacy Wall	V.I.A.	Verb Modesty Panel	Aisla	Mackinac Privacy and Modesty Panels	
Abacus ⊕	1	66"	■	■	●	●	■	●	●	●	■	●	■	■	●	■	●	■	●	□	□	●	■	■	■	
Alloy	1	66"	■	■	●	●	●	●	●	●	■	●	■	■	●	■	●	■	●	●	●	●	●	■	■	■
B-Free Knit ⊕	NA	NA	●	●	●	■	●	●	●	●	●	●	●	●	●	●	●	●	●	●	●	●	●	●	●	●
Bariolage	2	66"	□	■	●	●	●	■	●	●	■	●	■	■	●	■	●	■	●	□	■	●	■	■	■	■
Billiard Multi-Use by Designtex	3	54"	■	■	●	■	■	●	●	●	■	●	■	■	●	■	●	■	□	●	●	●	●	■	■	■
Boccie	1	67"	■	■	●	●	●	●	■	●	●	■	●	■	●	■	●	■	●	□	□	●	■	■	■	■
Buzz2 ⊕	1	54"	■	■	●	■	●	■	■	●	■	■	■	■	●	■	●	■	□	●	□	■	■	■	■	■
Charm	1	66"	■	■	●	●	●	●	●	●	■	●	■	■	●	■	●	■	●	□	□	●	■	■	■	■
Code	2	66"	■	■	●	●	■	●	●	●	■	●	■	■	●	■	●	■	●	■	■	■	■	■	■	■
Cogent: Connect ⊕	2	62"	●	●	●	●	●	●	●	●	●	●	●	●	●	●	●	●	●	●	●	●	●	●	●	●
Dovetail by Designtex	2	56"	■	■	■	●	■	●	●	●	■	●	■	■	■	●	■	■	■	■	■	■	■	■	■	■
Flip: Orbit	2	66"	□	■	●	●	●	●	●	●	■	●	■	■	●	■	●	■	□	●	●	●	●	■	■	■
Flip: TexHex	2	66"	□	■	●	●	●	●	●	●	■	●	■	■	●	■	●	■	□	●	●	●	●	■	■	■
Fresco	2	66"	■	■	●	●	●	■	●	●	■	●	■	■	●	■	●	■	●	□	■	●	■	■	■	■
Intersection	2	66"	■	■	●	●	■	●	●	●	■	●	■	■	■	■	■	■	■	■	■	■	■	■	■	■
Latch	2	66"	■	■	●	●	●	●	●	●	■	●	■	■	●	■	●	■	●	□	□	●	■	■	■	■
Optic	1	68"	□	■	●	●	●	●	●	●	■	●	■	■	●	■	●	■	●	□	□	●	■	■	■	■
Pianista	1	66"	□	■	●	●	●	●	●	●	■	●	■	■	●	■	●	□	●	□	●	●	●	■	■	■
Rhythm	1	66"	■	■	●	●	●	●	●	●	■	●	■	■	●	■	●	■	■	■	■	■	■	■	■	■
SoftNext	2	55"	■	■	■	●	■	●	●	●	■	■	■	■	■	■	■	■	■	■	■	■	■	■	■	■
Sprite	A	66"	■	■	●	●	●	●	●	●	■	●	■	■	●	■	●	■	●	●	●	□	●	■	■	■
Stencil	2	66"	■	■	●	●	■	●	■	●	■	●	■	■	■	■	■	■	■	■	■	■	■	■	■	■
Tinsel	1	66"	■	■	●	●	●	●	●	●	■	●	■	■	●	■	●	■	●	□	□	●	■	■	■	■

Tip: Products that are missing from the matrix are not available with these surface materials.  
 Tip: For the most up to date availability information, please visit [finishlibrary.steelcase.com](http://finishlibrary.steelcase.com).  
 ▶ See page 110, *Seating Upholstery Matrix*, for fabrics on seating products.



# Screen and Tackboard Surfaces Fabric Matrix

## Screen and Tackboard Surfaces Fabric Matrix

### Legend

- = Not approved
- = Approved
- = Approved with restrictions
- ⊖ = Excluded
- ⊕ = Global palette

	Price Group	Roll Width	Steelcase	Answer	Bivi	Flex	Divisio Side Screens	Groupwork	Kick	Premium—Edge	Premium—Session	Premium—Whiteboard	Sarto Screens	Soffio Screens	Service Mod and Hutch Kits	Universal Privacy Modesty Screens	Umami Screens
Abacus ⊕	1	66"		■	■	■	●	□	□	■	■	●	■	●	□	■	●
Alloy	1	66"		■	●	■	■	□	□	■	■	●	■	●	□	□	●
Ascent	A	59"		●	●	●	●	●	●	●	●	●	●	●	●	●	●
Bariolage	2	66"		■	●	■	■	□	□	□	□	●	■	●	□	●	●
Billiard Multi-Use by DesignTex	3	54"		■	■	■	□	■	■	■	■	■	■	■	□	■	■
Boccie	1	67"		■	●	■	□	□	□	■	■	■	■	●	□	●	●
Buzz2 ⊕	1	54"		■	●	■	□	■	□	□	□	■	■	●	□	■	■
Chainmail	2	66"		■	●	●	□	□	□	■	■	●	●	●	□	●	■
Charm	1	66"		□	●	■	□	■	□	■	■	■	■	●	□	●	●
Code	2	66"		■	■	●	■	■	■	●	●	●	●	●	■	■	■
Cogent: Connect ⊕	2	62"		●	□	□	□	■	●	■	■	●	□	●	□	■	■
Cogent: Trails	2	66"		■	●	●	□	□	□	■	■	●	●	●	□	●	■
Era ⊕	1	66"		●	●	●	●	■	●	●	●	●	●	●	●	●	●
Flip: Orbit	2	66"		□	●	■	□	□	□	□	□	■	■	●	□	●	●
Flip: TexHex	2	66"		□	●	■	□	□	□	□	□	■	■	●	□	●	●
Fresco	2	66"		■	●	■	□	□	□	■	■	■	■	●	□	●	●
Intersection	2	66"		■	■	■	■	■	■	●	●	■	■	●	■	■	■
Jacks ⊕	1	66"		■	●	●	□	□	□	■	■	●	●	●	□	●	■
Latch	2	66"		■	●	■	■	■	■	■	●	●	■	●	■	□	●
Link	1	66"		■	□	□	□	□	□	■	■	●	□	●	□	●	■

Tip: The following thin, light colored fabrics are not available on Mackinac towers, Sarto curved screens, or Flex curved screens:

Abacus – P126 Artifact

Alloy – P525 Polar, P526 Skim, P528 Tern

Charm – P505 Shell, P506 Mimosa, P508 Sparkle

Code – 5FA5 Sea Salt

Latch – P601 Clam, P603 Zen

Optic – P541 Twinkle

Flip: Orbit – 5F91 Blizzard

Pianista – P420 Sand, P428 Flax

Sprite – 5541 Snow

Tip: All fabric finishes are not available as standard. Please reference the specification guides for finish availability.

Tip: Latch P600 Seashell is not available on Universal screens.

**Screen and Tackboard Surfaces Fabric Matrix, continued**

**Legend**

- = Not approved
- = Approved
- = Approved with restrictions
- ⊖ = Excluded
- ⊕ = This finish is part of the global surface materials palette. Geographical differences, by product line, may apply.

	Price Group	Roll Width	Steelcase Wood	Currency	Elective Elements	Mackinac
Abacus ⊕	1	66"	■	□	■	
Alloy	1	66"	■	□	■	
Ascent	A	59"	●	●	●	
Bariolage	2	66"	■	□	■	
Billiard Multi-Use by Designtex	3	54"	■	□	■	
Boccie	1	67"	■	□	■	
Buzz2 ⊕	1	54"	■	□	■	
Chainmail	2	66"	●	●	●	
Charm	1	66"	■	□	■	
Code	2	66"	■	■	●	
Cogent: Connect ⊕	2	62"	■	□	□	
Cogent: Trails	2	66"	●	●	●	
Era ⊕	1	66"	●	●	●	
Flip: Orbit	2	66"	■	□	■	
Flip: TexHex	2	66"	■	□	■	
Fresco	2	66"	■	□	■	
Intersection	2	66"	●	■	■	
Jacks ⊕	1	66"	●	●	●	
Latch	2	66"	■	■	■	
Link	1	66"	●	●	□	

*Tip: The following thin, light colored fabrics are not available on Mackinac towers, Sarto curved screens, or Flex curved screens:*

- Abacus – P126 Artifact
- Alloy – P525 Polar, P526 Skim, P528 Tern
- Charm – P505 Shell, P506 Mimosa, P508 Sparkle
- Code – 5FA5 Sea Salt
- Latch – P601 Clam, P603 Zen
- Optic – P541 Twinkle
- Flip: Orbit – 5F91 Blizzard
- Pianista – P420 Sand, P428 Flax
- Sprite – 5541 Snow

*Tip: All fabric finishes are not available as standard. Please reference the specification guides for finish availability.*

*Tip: Latch P600 Seashell is not available on Universal screens.*

Screen and Tackboard Surfaces Fabric Matrix, continued

**Screen and Tackboard Surfaces Fabric Matrix**

**Legend**

- = Not approved
- = Approved
- = Approved with restrictions

	Price Group	Roll Width	Steelcase	Answer	Bivi	Flex	Divisio Side Screens	Groupwork	Kick	Premium—Edge	Premium—Session	Premium—Whiteboard	Sarto Screens	Soffio Screens	Service Mod and Hutch Kits	Universal Privacy Modesty Screens	Umami Screens	
New Black: Bruce	1	56"		●	■	●	●	●	■	●	●	●	●	●	●	●	●	■
New Black: Harley	2	56"		●	■	●	●	●	■	●	●	●	●	●	●	●	●	■
New Black: Henry	1	56"		●	■	●	●	●	■	●	●	●	●	●	●	●	●	■
New Black: Jack	2	56"		●	●	●	●	●	■	●	●	●	●	●	●	●	●	■
New Black: James	2	56"		●	■	●	●	●	●	●	●	●	●	●	●	●	●	■
Optic	1	68"		□	●	■	□	■	□	■	■	●	■	●	□	●	●	
Pianista	1	66"		□	●	■	□	□	□	□	□	■	■	●	□	●	●	
Redeem	3	56"		■	●	●	□	□	□	■	■	●	●	●	□	●	■	
Retrieve	3	66"		□	●	●	□	□	□	■	■	●	●	●	□	●	■	
Sprite	A	66"		□	●	■	□	■	□	■	■	■	■	●	□	●	●	
Stencil	2	66"		■	■	■	■	■	■	■	■	●	■	●	●	■	■	
Tinsel	1	66"		□	●	●	□	■	□	■	■	■	●	●	□	●	●	

Tip: The following thin, light colored fabrics are not available on Mackinac towers, Sarto curved screens, or Flex curved screens:

- Abacus – P126 Artifact
- Alloy – P525 Polar, P526 Skim, P528 Tern
- Charm – P505 Shell, P506 Mimosa, P508 Sparkle
- Code – 5FA5 Sea Salt
- Latch – P601 Clam, P603 Zen
- Optic – P541 Twinkle
- Flip: Orbit – 5F91 Blizzard
- Pianista – P420 Sand, P428 Flax
- Sprite – 5541 Snow

Tip: All fabric finishes are not available as standard. Please reference the specification guides for finish availability.

Tip: Latch P600 Seashell is not available on Universal screens.

**Screen and Tackboard Surfaces Fabric Matrix, continued**

**Legend**

- = Not approved
- = Approved
- = Approved with restrictions

	Price Group	Roll Width	Steelcase Wood	Currency	Elective Elements	Mackinac Tower Shroud
New Black: Bruce	1	56"	●	●	●	●
New Black: Harley	2	56"	●	●	●	●
New Black: Henry	1	56"	●	●	●	●
New Black: Jack	2	56"	●	●	●	●
New Black: James	2	56"	●	●	●	●
Optic	1	68"	■	□	■	■
Pianista	1	66"	■	□	■	■
Redeem	3	56"	●	●	●	●
Retrieve	3	66"	●	□	●	●
Sprite	A	66"	●	□	■	■
Stencil	2	66"	●	■	■	■
Tinsel	1	66"	■	□	●	●

*Tip: The following thin, light colored fabrics are not available on Mackinac towers, Sarto curved screens, or Flex curved screens:*

*Abacus – P126 Artifact*

*Alloy – P525 Polar, P526 Skim, P528 Tern*

*Charm – P505 Shell, P506 Mimosa, P508 Sparkle*

*Code – 5FA5 Sea Salt*

*Latch – P601 Clam, P603 Zen*

*Optic – P541 Twinkle*

*Flip: Orbit – 5F91 Blizzard*

*Pianista – P420 Sand, P428 Flax*

*Sprite – 5541 Snow*

*Tip: All fabric finishes are not available as standard. Please reference the specification guides for finish availability.*

*Tip: Latch P600 Seashell is not available on Universal screens.*



---

# Test Standards and Technical Information

Steelcase maintains high standards for surface materials through extensive testing conducted in our own and independent laboratories. Our materials meet or exceed all industry standards. We are committed to providing materials of the highest quality that preserve the safety and well-being of our customers.

<hr/>	
<b>Test Standards</b>	<b>130</b>
<b>Vertical Surface Fabric Technical Information</b>	<b>136</b>
<b>Seating Upholstery Technical Information</b>	<b>140</b>

# Test Standards

All Steelcase surface materials are tested to ensure that they meet or exceed all appropriate industry and Steelcase standards. Through testing, we are able to offer our warranty with confidence, knowing that our products are of the highest quality.

Whenever possible, testing is done in Steelcase facilities. Independent test labs, such as Underwriters Laboratories, are contracted to perform tests which require special testing facilities or independent verification of results.

Taber Abrasion Test	▶ Page 130
Wyzenbeek Abrasion Test	▶ Page 130
ASTM E-84, Flammability Test	▶ Page 131
California Technical Bulletin 133	▶ Page 131
California Technical Bulletin 117–2013	▶ Page 131
Weight of Woven Fabric Test	▶ Page 131
Colorfastness to Crocking	▶ Page 132
Colorfastness to Light	▶ Pages 132, 134
ACT Textile Performance Guidelines	▶ Page 132
Flame Resistance	▶ Page 133
Colorfastness to Wet and Dry Crocking	▶ Page 133
Physical Properties	▶ Page 134
Abrasion	▶ Page 135

## Taber Abrasion Test

**Purpose:** To establish that Steelcase standard textiles meet or exceed industry standards for wear.

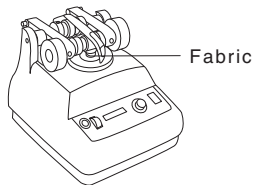
**General Description:** The Taber Abrasion test is used in the contract furniture industry, but not as often as the Wyzenbeek test.

The test measurement is given in cycles, which indicate how many abrasive revolutions can be applied to a fabric before the first yarn or fibers begin to break.

The Taber Abrasion test is used both for seating upholstery and vertical surface fabrics.

- Steelcase seating upholstery fabrics must pass a minimum of 300 cycles. Many Steelcase fabrics have Taber readings that are much higher, indicating a high capacity for wear.

- Steelcase vertical surface fabrics must pass a minimum of 150 cycles. These fabrics are not subject to the same degree of wear as seating upholstery, and a Taber reading of 150 cycles is acceptable.



*The Taber abrasion tester is used for vertical surface textiles to test fabric wear.*

**Procedure:** The test is performed on a Taber Abrasion machine. A square of the fabric to be tested is mounted on a flat, circular specimen holder, which is then rotated against a pair of abrasive wheels. A vacuum system removes abraded particles, and a counter indicates the number of revolutions completed. After a predetermined number of revolutions (or cycles), the specimen is removed and examined for pilling and wear under a microscope. The number of cycles is increased until the sample shows signs of yarn or fabric wear.

## Test Results:

▶ See pages 136–145 for test results for specific fabrics.

**Testing Facility:** Tests are performed in the Steelcase laboratories.

## Wyzenbeek Abrasion Test

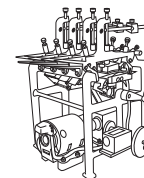
**Purpose:** To establish that Steelcase standard textiles meet or exceed industry standards for wear.

**General Description:** The Wyzenbeek test is the most commonly used abrasion test in the contract furniture industry. Steelcase seating fabrics are tested with this method to meet all industry standards.

The test measurement is given in double rubs, which indicate how many abrasions can be applied to the fabric before it begins to show loose threads or other signs of obvious wear.

The Wyzenbeek Abrasion test is primarily for seating upholstery fabrics, but it can also be used to test vertical surface fabrics.

- Steelcase vertical surface fabrics are tested with the Taber Abrasion test only.



*Wyzenbeek Abrasion test is the most common abrasion test used in the contract textile industry. Steelcase uses the Wyzenbeek method for seating upholstery to test fabric wear.*

**Procedure:** Four specimens of the fabric to be tested are mounted on a foam substrate. Each sample is rubbed by an abrading surface on an oscillating cylinder. The abrading surface is wire screen mesh or cotton duck. Two specimens are tested in the warp direction, and two are tested in the fill direction.

A counter indicates the number of double rubs (cycles) completed. The specimen is examined for wear at 3,000 double rub intervals. Testing continues until the sample shows signs of wear.

Steelcase performs this test using cotton duck cloth; results for wire screen mesh tests are available on request.

#### Test Results:

► See pages 136–145 for test results for specific fabrics.

**Testing Facility:** Tests are performed in either the Steelcase laboratories or independent laboratories.

### ASTM E-84, Flammability Test

#### ASTM E-84/UL 723

**Purpose:** To establish that Steelcase vertical surface fabrics meet or exceed industry standards for fire safety. Important: This is a complete product assembly test. Therefore, an individual fabric alone is not tested by this test method.

**General Description:** The Flammability ASTM E-84 test determines the comparative burning behavior of exposed vertical surface textiles on assembled products. The test measurement is given as the maximum distance and time a flame travels across an ignited sample and the extent that smoke is generated.

All Steelcase vertical surface fabrics are tested, and must meet or exceed the UL or Building Code standard. When COM fabrics are specified, Steelcase makes no claims of flammability resistance and assumes no liability, unless the fabrics are tested in UL laboratories. Steelcase will not apply any vertical surface fabrics to products unless they meet UL requirements.

**Procedure:** Textiles are tested on actual products.

A vertical surface textile sample is placed on the product in a fire test chamber 25 feet long. Two gas burners then deliver flames upward against the surface of the sample. The fabric is allowed to burn for ten minutes and is observed through windows in the chamber's sides.

#### Test Results:

► See pages 136–145 for test results for specific fabrics.

**Testing Facility:** Tests are performed in independent laboratories.

### California Technical Bulletin 133

**Purpose:** To establish which Steelcase seating model combinations and standard upholstery meet California Technical Bulletin 133 (TB 133) requirements. Important: This is a complete product assembly test. Therefore, an individual fabric is not TB 133 approved.

**General Description:** California Technical Bulletin 133 (TB 133) is a full scale fire test for seating products manufactured for use in certain public buildings. The test measures the amount of heat generated and the rate at which it is generated. In addition smoke opacity, carbon monoxide generation, and temperature are measured in the test room, as well as the weight loss of the product being tested. Test criteria have been developed that set limits on each of the measurements that are listed.

When COM fabrics are specified, Steelcase makes no claims of flammability resistance and assumes no liability unless the fabrics and seating model are evaluated in independent laboratories.

**Procedure:** TB 133 tests furniture that includes all of its essential features. A finished piece of furniture is placed in a test room and ignited by a gas ignition burner.

**Testing Facility:** Tests are performed in independent laboratories.

### California Technical Bulletin 117–2013

**Purpose:** To establish that all standard Steelcase seating textiles meet or exceed industry standards for flammability.

**General Description:** This is a simple test that takes place in a standard flammability cabinet. All Steelcase textiles must pass this test. When COM fabrics are specified, Steelcase makes no claims of flammability resistance and assumes no liability, unless the fabrics are tested in Steelcase laboratories.

**Procedure:** The material is evaluated by placing the fabric over standard polyurethane foam. A lighted cigarette is placed in the crevice formed by the vertical back and horizontal seat cushion. Smoldering resistance is measured by certain criteria to determine compliance.

**Testing Facility:** Tests are performed in the Steelcase laboratories and independent laboratories.

### Weight of Woven Fabric Test

**Purpose:** To determine the weight of fabrics per linear yard.

**General Description:** Steelcase weighs woven fabrics to ensure that they meet or exceed industry standards and to ensure product consistency. Fabric weights may vary slightly from lot to lot due to production and processing variations.

**Procedure:** Fabric is cut to a one square foot size, folded, weighed to the nearest 0.1 ounce, and the weight is recorded. Weighing occurs under standard controlled conditions for temperature and humidity.

#### Test Results:

► See pages 136–145 for test results for specific fabrics.

**Testing Facility:** Tests are performed in the Steelcase laboratories.

### Colorfastness to Crocking

**Purpose:** To establish that the dyes from textiles will not be transferred to other surfaces, such as clothing and other surfaces in the environment, by rubbing or repeated contact.

**General Description:** This test is applicable to all colored textiles, whether dyed, printed, or otherwise colored. Steelcase tests fabrics for two types of crocking: dry (color transfer from a dry specimen) and wet (color transfer from a specimen that has been saturated with distilled water).

All Steelcase standard textiles meet or exceed industry standards for wet and dry crocking.

**Procedure:** The colorfastness to crocking tests require two samples of the fabric to be tested (one sample each for the dry and wet tests). Both tests use a standard crockmeter, which holds the sample in place and then rubs it against a white test cloth, for 10 rubs, under controlled conditions.

In the dry crocking test, the sample white cloth is removed at the completion of the test, and any color that has transferred to it is assessed by comparison with the AATCC (American Association of Textile Chemists and Colorists) Chromatic Transference Scale or Grey Scale for Staining.

The same procedure is followed for the wet crocking test, only a specific portion of the test sample is saturated with distilled water before the rubs begin. At the completion of the test the white cloth is removed and allowed to dry before comparison with the AATCC Chromatic Transference Scale or Grey Scale for Staining.

**Test Results:** Test results are available on request.

**Testing Facility:** Tests are performed in the Steelcase laboratories.

### Colorfastness to Light

**Purpose:** To establish that Steelcase standard textiles will retain their color after continuous exposure to light.

**General Description:** The colorfastness to light test is applicable to all Steelcase standard textiles and for colorants, finishes, and treatments applied to textile materials.

Colorfastness for all Steelcase textiles is Class 4 or better, which meets or exceeds industry standards.

**Procedure:** The colorfastness to light test requires one sample of the fabric to be tested. The specimen is mounted on a holder and a portion of it is covered, to provide comparison to the exposed area. The specimen is then continuously exposed to the light of a carbon arc lamp with a specified output of ultraviolet light at a controlled distance for 40 hours. At the completion of the test the specimen is uncovered, removed, and examined for visible fade.

**Test Results:**

▶ See pages 136–145 for test results for specific fabrics.

**Testing Facility:** Tests are performed in the Steelcase laboratories.

### ACT Textile Performance Guidelines

The Association for Contract Textiles addresses issues related to contract fabrics. ACT member companies focus their business on the contract interiors market. This market is important to Steelcase and we are an associate member of the Association for Contract Textiles.

Steelcase supports the Association for Contract Textiles performance guidelines. The surface materials sampling program shows the ACT symbols because our materials meet or exceed the ACT performance guidelines. Steelcase materials are tested to meet Steelcase test standards and the ACT performance guidelines.



The six symbols give end-users performance information in a visual way.

▶ See pages 133–135 for the product application, the minimum test criteria that the materials pass, and a description of the tests. This information comes from the *ACT Textile Performance Guidelines Booklet*.

**Flame Resistance**



**Upholstery—Woven Fabrics**

**Passes:**

California Technical Bulletin 117–2013 Section 1\*

**Upholstery—Coated Fabrics**

**Passes:**

California Technical Bulletin 117–2013 Section 1\*

**Panels**

**Passes:**

ASTM E 84 (unadhered method) – Class A or Class 1

**Flame resistance** refers to a fabric’s ability to resist burning.

The flammability test is dictated by the end-use for the fabric.

The two testing methods most commonly used to measure flame resistance are the Tunnel Test (ASTM E-84) and the Cover Fabric Test (used by California Technical Bulletin 117–2013).

In the Tunnel Test, the fabric to be evaluated is clamped (unadhered method) or glued (adhered method) to a substrate. The substrate is placed on the ceiling of the test chamber and ignited by a flame from below. The fabric sample is then evaluated for the density of the smoke formed, the amount of the fuel contributed and the extent of the flame spread. Based on these factors, a rating is established.

To establish that Steelcase vertical surface fabrics meet or exceed industry standards for fire safety, complete product assemblies are tested. Although the ACT testing guidelines are based on testing fabric alone, Steelcase does not test individual fabric alone by this method.

In the Cover Fabric Test, the fabric to be evaluated is placed over standard polyurethane foam and a lighted cigarette is placed in the crevice formed by the vertical back and horizontal seat cushions. Smoldering resistance is measured by the following criteria:

- 1 Smoldering cannot exceed 45 minutes of test duration
- 2 Vertical char length cannot exceed 1.8 inches (45 mm)
- 3 Mock-up specimen cannot transition into open flame

Testing is completed in triplicate and all three mock-up specimens must meet all three criteria in order for the cover fabric to pass the Section 1 test.

\*Per the California Bureau of Electronic and Appliance Repair, Home Furnishings and Thermal Insulation, and the Association of Contract Textiles, existing fabrics (prior to January 1, 2015) that were tested under a similar test method (ASTM, UFAC, or NFPA 260) and passed can be used in upholstered furniture and are not subject to additional testing.

**Colorfastness to Wet and Dry Crocking**



**Upholstery—Woven Fabrics**

**Passes:**

AATCC 8 Dry Crocking, Class 4 minimum  
Wet Crocking, Class 3 minimum

**Upholstery—Coated Fabrics**

**Passes:**

AATCC 8 Dry Crocking, Class 4 minimum  
Wet Crocking, Class 4 minimum

**Panels**

**Passes:**

AATCC 8, Class 3 minimum

**Colorfastness** is a fabric’s ability to retain color in various conditions.

**Crocking** refers to the rubbing off of color from a fabric when subjected to abrasion.

To measure for colorfastness to crocking, the fabric to be tested is rubbed with squares of white cotton fabric (both wet and dry) under controlled pressure for a specified number of times. The amount of color transferred to the white test squares is matched to a control chart and a rating is established.

Class 5 = no color transfer

Class 1 = high degree of color transfer

**Colorfastness to Light**



**Upholstery—Woven Fabrics**

**Passes:**

AATCC 16 Option 1 or 3 Class 4 minimum at 40 hours

**Upholstery—Coated Fabrics**

**Passes:**

AATCC 16 Option 1 or 3 or ASTM D4329 Class 4 minimum at 200 hours

**Panels**

**Passes:**

AATCC 16A or AATCC 16E Class 4 minimum at 40 hours

**Colorfastness to light** refers to a fabric's ability to resist fading when exposed to light.

To measure for colorfastness to light, the fabric to be tested is exposed under specific conditions to a controlled light source which simulates the sun's rays. At timed intervals, the test swatch is compared to a gray scale and the degree of fading is rated.

Class 5 = no fading  
Class 1 = high degree of fading

**Physical Properties**



**Upholstery—Woven Fabrics**

**Passes:**

Brush pill ASTM D3511, Class 3 minimum

**Passes:**

Breaking strength ASTM D5034 (Grab Test) 50 pounds minimum in warp and filling

**Passes:**

Seam strength ASTM D4034 25 pounds minimum in warp and filling

**Upholstery—Coated Fabrics**

**Passes:**

Adhesion of Coating ASTM D751 Sections 45-48, 3 lbf/in minimum

**Passes:**

Tear Strength – Tongue Tear ASTM D2261 – Knits & Woven Substrates, 4x4 lbs  
Or  
Trap Tear ASTM D5733 - Nonwoven substrates and Nonwoven composites, 15x15 lbs

**Passes:**

Hydrolysis Resistance – Applicable to Polyurethanes only. ISO1419 (Tropical Test Method C), 5 weeks. Visual Evaluation for no cracking, peeling, or delamination.

**Panels**

**Passes:**

Breaking strength D5034 Grab Test 35 pounds minimum in warp and filling

**Passes:**

Seam strength ASTM D3597-D434 25 pounds minimum in warp and filling

**Pilling** is the formation of fuzzy balls on the surface of a fabric. Pilling occurs when loose fibers in the fabric are worked to the surface after the fabric is subjected to abrasion.

The Brush Pill Test uses nylon bristles to rub the surface of the fabric to be tested for a specific amount of time. The number of balls or pills that form on the surface of the fabric are counted and the fabric is evaluated in a 1 to 5 rating system.

Class 5 = no pilling  
Class 1 = severe pilling

**Breaking strength** measures a fabric's ability to resist tearing or breaking when subjected to tension.

To evaluate breaking strength, the fabric to be tested is gripped by clamps at one end while weight is applied to pull it from the other end. This test is performed in both the warp and the filling directions. The number of pounds required to cause the fabric to break or tear determines the rating.

**Seam strength** refers to the condition when fabrics pull apart at a sewn seam.

To measure a fabric's ability to resist seam slippage, a seam is sewn in the fabric to be tested. These sewn fabrics are then clamped at one end and pulled by weights at the other end. The test is performed in both the warp and filling directions. The weight is increased until the seam separates a specified distance. The number of pounds required to cause this separation determines the fabric's rating.

**Adhesion of coating** is the measurement of the force required to separate the coatings from the substrate.

**Tear strength** is the measurement of stress exerted to rip the fabric under tension.

**Hydrolysis resistance** is the evaluation of a polyurethane fabric's ability to withstand exposure to extended periods of heat and humidity.

## Abrasion



### General Contract Upholstery— Woven Upholstery

**Passes:** **d**

ASTM 3597 modified (#10 cotton duck)

**Passes:**

15,000 double rubs Wyzenbeek method

### Heavy Duty Upholstery— Woven Upholstery

**Passes:** **A**

ASTM 3597 modified (#10 cotton duck)

**Passes:**

30,000 double rubs Wyzenbeek method

### Heavy Duty Upholstery— Coated Upholstery

**Passes:** **A**

ASTM D4157 (ACT approved Cotton Duct  
#10 or wire screen)

**Passes:**

50,000 double rubs Wyzenbeek method

**Abrasion resistance** is the ability of a fabric to withstand surface wear from rubbing.

Wyzenbeek test method (modified)

The fabric to be tested is pulled taut and rubbed in both the warp and filling directions using a piece of cotton duck fabric as the abradant. The number of cycles, or double rubs endured before the fabric shows “noticeable wear” is counted. This number determines the fabric’s abrasion rating.

15,000 double rubs = general contract upholstery

30,000 double rubs = heavy duty upholstery

**Please Note:**




Multiple factors affect fabric durability and appearance retention, including end-user application and proper maintenance.

Wyzenbeek results above 100,000 double rubs have not been shown to be a reliable indicator of increased fabric lifespan.

# Vertical Surface Fabric Technical Information

## Steelcase Surfaces

### Steelcase Textiles


Abacus 	▶ Page 137
Alloy	▶ Page 137
Bariolage	▶ Page 137
B-Free Knit 	▶ Page 137
Billiard Multi-Use by Designtex	▶ Page 137
Boccie	▶ Page 137
Buzz2 	▶ Page 137
Charm	▶ Page 137
Code	▶ Page 137
Dovetail by Designtex	▶ Page 137
Flip: Orbit	▶ Page 138
Flip: TexHex	▶ Page 138
Fresco	▶ Page 138
Intersection	▶ Page 138
Latch	▶ Page 138
Optic	▶ Page 138
Pianista	▶ Page 138
Quantum Mesh	▶ Page 138
Rhythm	▶ Page 138
SoftNext	▶ Page 138
Sprite	▶ Page 139
Stencil	▶ Page 139
Tinsel	▶ Page 139














### Application



Systems, casegoods, and architecture.

▶ See page 122, *Vertical Surface Fabric Matrix*, for product line availability.

 = Excluded

 = This pattern is part of the global surface materials palette. Geographical differences, by product line, may apply.

	<b>Abacus</b> 	<b>Alloy</b>	<b>Bariolage</b>	<b>B-Free Knit</b> 	<b>Billiard Multi-Use by Designtex</b>
<b>Price Group</b>	1	1	2	N.A.	3
<b>Content</b>	100% polyester	100% polyester (antimony free yarn**)	100% pre-consumer recycled polyester	100% polyester	100% polyester
<b>Backing</b>	Acrylic	None	None	None	None
<b>Topical Finish</b>	None	None	Light dip coat	None	None
<b>Construction</b>	Jacquard weave	Jacquard weave	Dobby weave	Knit	Dobby weave
<b>Width</b>	66"	66"	66"	N.A.	54"
<b>Repeat Size</b>	24.5" vertical x 14.4" horizontal	None	2.15" vertical x 3.33" horizontal	None	None
<b>Type of Dyeing</b>	Yarn	Jet	Yarn	Yarn	Yarn
<b>Abrasion Taber</b>	300 cycles	400 cycles	400 cycles	60,000 double rubs	2,500 cycles min
<b>Colorfastness</b>	Class 4	Class 4	Class 4	Class 4-5	Class 4 or better
<b>Cleaning Code</b>	WS	WS	WS	WS	WS
<b>Fabric Weight</b>	Approximately 9.1 ounces per linear yard	Approximately 9.97 ounces per linear yard	Approximately 13 ounces per linear yard	33 ounces per linear yard	Approximately 14.9 ounces per linear yard
<b>Origin</b>	Canada	USA	Canada	Canada	Taiwan
<b>ACT Symbols</b>					
<b>Warranty</b>	12 years	12 years	12 years	12 years	12 years
	<b>Boccie</b>	<b>Buzz2</b> 	<b>Charm</b>	<b>Code</b>	<b>Dovetail by Designtex</b>
<b>Price Group</b>	1	1	1	2	2
<b>Content</b>	100% pre-consumer recycled polyester	100% polyester (antimony free yarn**)	100% pre-consumer recycled polyester	60% pre-consumer recycled polyester, 40% post-consumer recycled polyester	63% PC Recycled Polyester, 37% Polyester
<b>Backing</b>	None	None	None	None	None
<b>Topical Finish</b>	Polyester dip coat	None	Light dip coat	None	None
<b>Construction</b>	Dobby weave	Dobby weave	Jacquard weave	Jacquard weave	Dobby weave
<b>Width</b>	67"	54"	66"	66"	56"
<b>Repeat Size</b>	0.29" vertical x 0.29" horizontal	None	1.57" vertical x 13.53" horizontal	15.8" vertical x 16.8" horizontal	None
<b>Type of Dyeing</b>	Yarn	Piece	Yarn	Beam and package	Piece Dyed
<b>Abrasion Taber</b>	600 cycles	900 cycles	400 cycles	150 cycles	4500 cycles
<b>Colorfastness</b>	Class 4	Class 4	Class 4	Class 4.5	Class 4.5
<b>Cleaning Code</b>	WS	W	WS	WS	WS
<b>Fabric Weight</b>	Approximately 9.8 ounces per linear yard	Approximately 14.5 ounces per linear yard	Approximately 10 ounces per linear yard	Approximately 15 ounces per linear yard	Approximately 20 ounces per linear yard
<b>Origin</b>	Canada	USA	Canada	USA	Mexico
<b>ACT Symbols</b>					
<b>Warranty</b>	12 years	12 years	12 years	12 years	12 years

 = Excluded  
 = This pattern is part of the global surface materials palette.  
 Geographical differences, by product line, may apply. Global colors are noted by this globe symbol.

Vertical Surface Fabric Technical Information, Steelcase Surfaces, continued

	<b>Flip: Orbit</b>	<b>Flip: TexHex</b>	<b>Fresco</b>	<b>Intersection</b>	<b>Latch</b>
<b>Price Group</b>	2	2	2	2	2
<b>Content</b>	58% pre-consumer recycled polyester, 42% post-consumer recycled polyester	83% pre-consumer recycled polyester, 17% post-consumer recycled polyester	80% pre-consumer recycled polyester, 20% post-consumer recycled polyester	50% seaqual post-consumer recycled polyester, 20% post-consumer recycled polyester, 30% virgin polyester	60% post-consumer recycled polyester, 40% pre-consumer recycled polyester
<b>Backing</b>	None	None	None	None	None
<b>Topical Finish</b>	None	None	None	None	None
<b>Construction</b>	Jacquard weave	Jacquard weave	Jacquard weave	Jacquard weave	Jacquard weave
<b>Width</b>	66"	66"	66"	66"	66"
<b>Repeat Size</b>	9" vertical x 8.25" horizontal	29.44" vertical x 16.5" horizontal	17.88" vertical	8.75" vertical x 12.4" horizontal	.25" vertical x .25" horizontal
<b>Type of Dyeing</b>	Yarn	Yarn	Yarn	Piece	Beam / Yarn
<b>Abrasion Taber</b>	100 cycles	100 cycles	200 cycles	500 cycles	300 cycles
<b>Colorfastness</b>	Class 4	Class 4	Class 4	Class 4	Class 4
<b>Cleaning Code</b>	S	S	S	WS	S
<b>Fabric Weight</b>	Approximately 16 ounces per linear yard	Approximately 16 ounces per linear yard	Approximately 11.1 ounces per linear yard	Approximately 13.9 ounces per linear yard	12.27 ounces per linear yard
<b>Origin</b>	USA	USA	USA	USA	USA
<b>ACT Symbols</b>					
<b>Warranty</b>	12 years	12 years	12 years	12 years	12 years
	<b>Optic</b>	<b>Pianista</b>	<b>Quantum Mesh</b>	<b>Rhythm</b>	<b>SoftNext</b>
<b>Price Group</b>	1	1	1	1	2
<b>Content</b>	70% pre-consumer recycled polyester, 30% post-consumer recycled polyester	100% pre-consumer recycled polyester	42% polyester, 58% Co polyester Elastomer	74% pre-consumer recycled polyester, 26% post-consumer recycled polyester	100% post-consumer polyester
<b>Backing</b>	None	None	None	Polyester	None
<b>Topical Finish</b>	None	Light dip coat	None	None	None
<b>Construction</b>	Jacquard weave	Jacquard weave	Woven	Jacquard weave	KA
<b>Width</b>	68"	66"	70"	66"	55"
<b>Repeat Size</b>	22.7" vertical x 16.5" horizontal	9.71" vertical x 14.03" horizontal	None	31.85" vertical x 16.5" horizontal	None
<b>Type of Dyeing</b>	Yarn	Yarn	Yarn dyed	Yarn	Yard Dyed
<b>Abrasion Taber</b>	200 cycles	300 cycles	3500 cycles	200 cycles	N.A.
<b>Colorfastness</b>	Class 4	Class 4	Class 4	Class 4	Class 4.5
<b>Cleaning Code</b>	WS	WS	W	S	WS
<b>Fabric Weight</b>	Approximately 9.4 ounces per linear yard	Approximately 7.47 ounces per linear yard	Approximately 13 ounces per linear yard	Approximately 12.1 ounces per linear yard	Approximately 13.87 ounces per linear yard
<b>Origin</b>	USA	Canada	USA	USA	Lithuania
<b>ACT Symbols</b>					
<b>Warranty</b>	12 years	12 years	5 years	12 years	12 years



	<b>Sprite</b>	<b>Stencil</b>	<b>Tinsel</b>
<b>Price Group</b>	A	2	1
<b>Content</b>	95% pre-consumer recycled polyester, 5% post-consumer recycled polyester	100% post-industrial recycled polyester	100% pre-consumer recycled polyester
<b>Backing</b>	None	None	None
<b>Topical Finish</b>	None	Needle punch	Light dip coat
<b>Construction</b>	Dobby weave	Jacquard weave	Jacquard weave
<b>Width</b>	66"	66"	66"
<b>Repeat Size</b>	.83" vertical x .26" horizontal	43" vertical x 16" horizontal	0.25" vertical x 0.15" horizontal
<b>Type of Dyeing</b>	Package	Yarn	Warp: natural Fill: natural and package
<b>Abrasion Taber</b>	150 cycles	500 cycles	400 cycles
<b>Colorfastness</b>	Class 4	Class 5	Class 4
<b>Cleaning Code</b>	WS	WS	WS
<b>Fabric Weight</b>	Approximately 10.8 ounces per linear yard	Approximately 17.8 ounces per linear yard	Approximately 7.83 ounces per linear yard
<b>Origin</b>	USA	Canada	Canada
<b>ACT Symbols</b>			
<b>Warranty</b>	5 years	12 years	12 years

# Seating Upholstery Technical Information

## Steelcase Surfaces

### Woven/Knit Materials

Billiard Multi-Use by Designtex	▶ Page 141
Bo Peep	▶ Page 141
Buzz2	▶ Page 141
Chainmail	▶ Page 141
Cogent: Connect	▶ Page 141
Dovetail by Designtex	▶ Page 141
Era	▶ Page 141
Gaja	▶ Page 141
Intermix	▶ Page 141
Intermix Opaque	▶ Page 141
Intermix Shift	▶ Page 142
Jacks	▶ Page 142
Link	▶ Page 142
New Black: Bruce	▶ Page 142
New Black: Harley	▶ Page 142
New Black: Henry	▶ Page 142
New Black: Jack	▶ Page 142
New Black: James	▶ Page 142
Redeem	▶ Page 142
Remix	▶ Page 142
Retrieve	▶ Page 143
Silk	▶ Page 143
SoftNext	▶ Page 143
Steelcut Trio	▶ Page 143

### Leather/Coated Materials

Brisa	▶ Page 144
Café	▶ Page 144
Elmosoft Leather	▶ Page 144
Foundation	▶ Page 144
Stand In	▶ Page 144
Steelcase Leather	▶ Page 144

### Other Upholstery

3D Knit	▶ Page 145
3D Microknit	▶ Page 145
Connect 3D	▶ Page 145
QiVi Net	▶ Page 145
Reply Air Mesh	▶ Page 145

**E** = Excluded

**🌐** = This pattern is part of the global surface materials palette. Geographical differences, by product line, may apply.

### Application

Seating













▶ See page 110, *Seating Upholstery Matrix*, for product line availability.

	Billiard Multi-Use by Designtex	Bo Peep	Buzz2 🌐	Chainmail	Cogent: Connect 🌐
<b>Price Group</b>	3	5	1	2	2
<b>Content</b>	100% polyester	100% wool	100% polyester (antimony free yarn)	100% post consumer recycled polyester*	100% antimony free polyester*
<b>Backing</b>	None	None	None	None	None
<b>Topical Finish</b>	None	None	None	None	None
<b>Construction</b>	Dobby weave	Dobby weave	Dobby weave	Dobby weave	Circular knit
<b>Width</b>	54"	54"	54"	54"	62"
<b>Repeat Size</b>	None	None	None	013" vertical x 0.25" horizontal	None
<b>Type of Dyeing</b>	Yarn	Piece	Piece	Piece	Jet
<b>Wyzenbeek</b>	60,000 double rubs	90,000 cycles Martindale Method	100,000 double rubs	100,000 double rubs	100,000 double rubs
<b>Colorfastness</b>	Class 4 or better	Class 4	Class 5	Class 4	Class 4
<b>Cleaning Code</b>	WS	S	WS	WS	WS
<b>Fabric Weight</b>	Approximately 14.9 ounces per linear yard	Approximately 27 ounces per linear yard	Approximately 18 ounces per linear yard	Approximately 16.4 ounces per linear yard	Approximately 16.4 ounces per linear yard
<b>Soil Retardant</b>	Available with upcharge	Available with upcharge	Available with upcharge	Available with upcharge	Available with upcharge
<b>Origin</b>	Taiwan	Brazil	USA	USA	USA
<b>Flame Retardant Chemicals***</b>	No	No	No	No	No
<b>ACT Symbols</b>					
<b>Warranty</b>	12 years	12 years	12 years	12 years	12 years
	Dovetail by Designtex	Era	Gaja 🌐	Intermix	Intermix Opaque
<b>Price Group</b>	2	1	3	1	3
<b>Content</b>	63% PC Recycled Polyester, 37% Polyester	100% polyester (antimony free yarn)	100% wool	70% polyester, 30% nylon	70% polyester, 30% nylon
<b>Backing</b>	None	None	None	None	None
<b>Topical Finish</b>	None	None	None	None	None
<b>Construction</b>	Dobby weave	Dobby weave	Dobby weave	Knit	Knit
<b>Width</b>	56"	54"	55"	52"	52"
<b>Repeat Size</b>	None	None	None	None	None
<b>Type of Dyeing</b>	Piece dyed	Piece	Piece	Yarn	Yarn
<b>Wyzenbeek</b>	100,000 double rubs	100,000 double rubs	40,000 cycles, Martindale	N.A.	N.A.
<b>Colorfastness</b>	Class 4.5	Class 5	Class 4	Class 5	Class 4.5
<b>Cleaning Code</b>	WS	WS	S	WS	WS
<b>Fabric Weight</b>	Approximately 20 ounces per linear yard	Approximately 18 ounces per linear yard	Approximately 16.10 ounces per linear yard	14.1 ounces per linear yard	19.6 ounces per linear yard
<b>Soil Retardant</b>	Available with upcharge	Available with upcharge	Available with upcharge	Available with upcharge	Available with upcharge
<b>Origin</b>	Mexico	USA	Lithuania	Germany	Germany
<b>Flame Retardant Chemicals***</b>	No	No	No	No	No
<b>ACT Symbols</b>					
<b>Warranty</b>	12 years	12 years	5 years	12 years	12 years



\*\*\*Flame retardant chemicals are chemical or chemical compounds for which a functional use is to resist or inhibit the spread of fire that is present in any covered product.

🌐 = This pattern is part of the global surface materials palette. 🌐 = Excluded Geographical differences, by product line, may apply. Global colors are noted by this globe symbol.

Seating Upholstery Technical Information, Steelcase Surfaces, continued

	Intermix Shift	Jacks 	Link	New Black: Bruce	New Black: Harley
<b>Price Group</b>	2	1	1	1	2
<b>Content</b>	70% polyester, 30% nylon	100% polyester	100% polyester	100% post-consumer recycled polyester	100% post-consumer recycled polyester
<b>Backing</b>	None	Polybinder	Polyester	None	None
<b>Topical Finish</b>	None	Soil retardant	Soil retardant	None	None
<b>Construction</b>	Knit	Jacquard weave	Dobby weave	Jacquard weave	Jacquard weave
<b>Width</b>	52"	54"	54"	56"	56"
<b>Repeat Size</b>	None	0.13" vertical x 0.13" horizontal	0.19" vertical x 0.25" horizontal	0.33" vertical x 0.96" horizontal	0.34" vertical x 0.12" horizontal
<b>Type of Dyeing</b>	Yarn	Piece	Piece	Piece	Piece
<b>Wyzenbeek</b>	N.A.	50,000 double rubs	55,000 double rubs	100,000 double rubs	100,000 double rubs
<b>Colorfastness</b>	Class 5	Class 4	Class 4	Class 4-5	Class 4-5
<b>Cleaning Code</b>	WS	WS	WS	WS	WS
<b>Fabric Weight</b>	11.8 ounces per linear yard	Approximately 9.08 ounces per linear yard	Approximately 9 ounces per linear yard	Approximately 10.5 ounces per linear yard	Approximately 12.88 ounces per linear yard
<b>Soil Retardant</b>	Available with upcharge	Pretreated	Pretreated	Available with upcharge	Available with upcharge
<b>Origin</b>	Germany	USA	USA	Canada	Canada
<b>Flame Retardant Chemicals***</b>	No	No	No	No	No
<b>ACT Symbols</b>					
<b>Warranty</b>	12 years	5 years	5 years	12 years	12 years
	New Black: Henry	New Black: Jack	New Black: James	Redeem	Remix 
<b>Price Group</b>	1	2	2	3	5
<b>Content</b>	100% post-consumer recycled polyester	100% post-consumer recycled polyester	100% post-consumer recycled polyester	87.5% post consumer recycled polyester, 12.1% pre-consumer recycled polyester 0.4% polyester	90% wool, 10% nylon
<b>Backing</b>	None	None	None	None	None
<b>Topical Finish</b>	None	None	None	None	None
<b>Construction</b>	Jacquard weave	Jacquard weave	Jacquard weave	Jacquard weave	Dobby weave
<b>Width</b>	56"	56"	56"	56"	54"
<b>Repeat Size</b>	0.16" vertical x 0.16" horizontal	0.37" vertical x 0.06" horizontal	0.17" vertical x 0.09" horizontal	0.06" vertical x 0.08" horizontal	None
<b>Type of Dyeing</b>	Piece	Piece	Piece	Piece	Piece
<b>Wyzenbeek</b>	100,000 double rubs	100,000 double rubs	100,000 double rubs	90,000 double rubs	75,000 cycles, Martindale
<b>Colorfastness</b>	Class 4-5	Class 4-5	Class 5	Class 4	Class 4
<b>Cleaning Code</b>	WS	WS	WS	WS	S
<b>Fabric Weight</b>	Approximately 10.4 ounces per linear yard	Approximately 12.5 ounces per linear yard	Approximately 12.8 ounces per linear yard	Approximately 10 ounces per linear yard	Approximately 14.84 ounces per linear yard
<b>Soil Retardant</b>	Available with upcharge	Available with upcharge	Available with upcharge	Available with upcharge	Available with upcharge
<b>Origin</b>	Canada	Canada	Canada	Canada	Great Britain
<b>Flame Retardant Chemicals***</b>	No	No	No	No	No
<b>ACT Symbols</b>					
<b>Warranty</b>	12 years	12 years	12 years	5 years	5 years

\*\*\*Flame retardant chemicals are chemical or chemical compounds for which a functional use is to resist or inhibit the spread of fire that is present in any covered product.

 = This pattern is part of the global surface materials palette.  = Excluded Geographical differences, by product line, may apply. Global colors are noted by this globe symbol.

	<b>Retrieve</b>	<b>Silk</b> 🌐	<b>SoftNext</b>	<b>Steelcut Trio</b> 🌐
<b>Price Group</b>	3	5	2	7
<b>Content</b>	73.4% post consumer recycled polyester, 26% pre-consumer recycled polyester, 0.6% polyester	67% wool, 22% flax, 11% silk	100% post-consumer polyester	90% wool, 10% nylon
<b>Backing</b>	None	None	None	None
<b>Topical Finish</b>	None	None	None	None
<b>Construction</b>	Jacquard weave	Dobby weave	KA	Dobby weave
<b>Width</b>	57"	54"	55"	55"
<b>Repeat Size</b>	1" vertical x 1.44" horizontal	None	None	None
<b>Type of Dyeing</b>	Piece	Piece dyed	Yard dyed	Yarn
<b>Wyzenbeek</b>	90,000 double rubs	100,000 double rubs	60,000 double rubs	75,000 cycles, Martindale
<b>Colorfastness</b>	Class 4	Class 4	Class 4.5	Class 4
<b>Cleaning Code</b>	WS	WS	WS	S
<b>Fabric Weight</b>	Approximately 11.7 ounces per linear yard	Approximately 22 ounces per linear yard	Approximately 13.87 ounces per linear yard	Approximately 28.37 ounces per linear yard
<b>Soil Retardant</b>	Available with upcharge	Available with upcharge	Available with upcharge	Available with upcharge
<b>Origin</b>	Canada	UK	Lithuania	Great Britain
<b>Flame Retardant Chemicals***</b>	No	No	No	No
<b>ACT Symbols</b>	🔥 🍷 ☀️ ☆ A	🔥 🍷 ☀️ ☆ A	🔥 🍷 ☀️ ☆ A	🔥 🍷 ☀️ ☆ A
<b>Warranty</b>	5 years	5 years	12 years	5 years

\*\*\*Flame retardant chemicals are chemical or chemical compounds for which a functional use is to resist or inhibit the spread of fire that is present in any covered product.

🌐 = This pattern is part of the global surface materials palette. Geographical differences, by product line, may apply. Global colors are noted by this globe symbol.

Ⓜ = Excluded

# Seating Upholstery Technical Information

Non-Woven

	<b>Brisa</b>	<b>Café Leather</b>	<b>Elmosoft Leather</b>	<b>Foundation</b>	<b>Stand In</b>
<b>Price Group</b>	6	Leather 1	1	2	2
<b>Content</b>	100% polyurethane	100% Leather	100% leather	100% FR-free vinyl	100% polyurethane
<b>Backing</b>	Rayon	None	None	Polyester	Polyester/Cotton Blend
<b>Topical Finish</b>	None	Crypton	None	None	None
<b>Construction</b>	Faux Leather	Hides	Hides	Vinyl	Polyurethane
<b>Width</b>	54"	Varies	Varies	54"	54"
<b>Repeat Size</b>	None	None	None	None	None
<b>Type of Dyeing</b>	N.A.	Piece Dyed	Piece	N.A.	Piece
<b>Wyzenbeek</b>	200,000 double rubs	Not applicable	Not applicable	100,000+ double runs	150,000 double rubs
<b>Colorfastness</b>	Class 4	Class 4	Class 4	Class 4	Class 4
<b>Cleaning Code</b>	WS	5	WS ▶ See page 178, <i>Care of Surface Materials</i>	▶ See page 178, <i>Care of Surface Materials</i>	WS
<b>Fabric Weight</b>	Approximately 13.8 ounces per linear yard	Varies	Not applicable	Approximately 30 ounces per linear yard	Approximately 17 ounces per linear yard
<b>Origin</b>	Japan	USA	Sweden	USA	Taiwan
<b>Flame Retardant Chemicals***</b>	No	No	No	No	No
<b>ACT Symbols</b>					
<b>Warranty</b>	5 years	12 years	12 years	12 years	12 years
	<b>Steelcase Leather <sup>E</sup></b>				
<b>Price Group</b>	1				
<b>Content</b>	100% leather				
<b>Backing</b>	None				
<b>Topical Finish</b>	None				
<b>Construction</b>	Hides				
<b>Width</b>	Square footage varies with the size of the hide				
<b>Repeat Size</b>	None				
<b>Type of Dyeing</b>	Piece				
<b>Wyzenbeek</b>	Not applicable				
<b>Colorfastness</b>	Class 4				
<b>Cleaning Code</b>	▶ See page 178, <i>Care of Surface Materials</i>				
<b>Fabric Weight</b>	Not applicable				
<b>Origin</b>	USA				
<b>Flame Retardant Chemicals***</b>	No				
<b>ACT Symbols</b>					
<b>Warranty</b>	12 years				






























\*\*\*Flame retardant chemicals are chemical or chemical compounds for which a functional use is to resist or inhibit the spread of fire that is present in any covered product.

<sup>E</sup> = Excluded


# Seating Upholstery Technical Information

Mesh/Knit

Seating Upholstery  
Technical Information

	3D Knit 	3D Microknit	Connect 3D 	QiVi Net 	Reply Air Mesh 
<b>Price Group</b>	N.A.	N.A.	N.A.	N.A.	N.A.
<b>Content</b>	100% polyester	100% polyester	100% polyester (antimony free yarn**)	100% nylon 6.6	66% polyester, 34% polyamide
<b>Backing</b>	None	None	None	None	None
<b>Topical Finish</b>	None	None	None	None	None
<b>Construction</b>	Knit	Knit	Knit	Weft knit	Dobby weave
<b>Width</b>	57"	68"	59"	Part/knit to size	58"
<b>Repeat Size</b>	0.38" vertical x 0.22" horizontal	None	0.13" vertical x 0.17" horizontal	None	None
<b>Type of Dyeing</b>	Jet	Piece	Jet	Atmospheric	Yarn
<b>Wyzenbeek</b>	100,000 double rubs	100,000 double rubs	100,000 double rubs	100,000 double rubs	100,000 double rubs
<b>Colorfastness</b>	Class 4	Class 5	Class 4	Class 4	Class 4
<b>Cleaning Code</b>	WS	WS	WS	WS	WS
<b>Fabric Weight</b>	Approximately 19 ounces per linear yard	Approximately 18 ounces per linear yard	Approximately 20.5 ounces per linear yard	Approximately 1.79 ounces per linear yard	Approximately 14.5 ounces per linear yard
<b>Soil Retardant</b>	Not applicable	Not applicable	Not applicable	None	Available with upcharge
<b>Origin</b>	USA	USA	USA	USA	Italy
<b>Flame Retardant Chemicals***</b>	No	No	No	No	No
<b>ACT Symbols</b>	    	    	    	    	    
<b>Warranty</b>	12 years	12 years	12 years	12 years	12 years

\*\*\*Flame retardant chemicals are chemical or chemical compounds for which a functional use is to resist or inhibit the spread of fire that is present in any covered product.

 = This pattern is part of the global surface materials palette. Geographical differences, by product line, may apply. Global colors are noted by this globe symbol.



---

# Select Surfaces Program

<b>Select Surfaces Material Overview</b>	<b>148</b>
<b>Select Surfaces Ordering Information</b>	<b>150</b>

# Select Surfaces Material Overview

## Select Surfaces Finishes

**Materials within Select Surfaces** offer established pricing and have been pretested and pre-approved on Steelcase products. The result is an enhanced level of material choice that is also easy to order. Warranty and availability of these materials vary and are at the discretion of each supplier within Select Surfaces. Please check with the supplier for material availability and lead times.

**Textiles** feature seating upholstery and vertical surface fabrics in a wide range of designs, colors, and prices.

- **Woven/Knit textiles** are flexible materials consisting of a network of interlacing natural or artificial fibers.
- **Leather/Coated materials** are fabric-like materials made of fiber that are bonded together by chemical, mechanical, heat, or solvent treatment.
- **Designtex** is a celebration of imaginative minds and fact-based knowledge coming together to offer performance-based, environmental solutions. As part of Steelcase Select Surfaces, the Designtex collection includes an extensive range of choice through new product introductions, as well as fabrics previously recognized through the Designtex Select Surfaces program. This vast selection of upholstery and vertical surface fabrics provides a unique opportunity to achieve the highest level of design, sustainability, and performance.
- **Gabriel** is a niche company that develops, manufactures, and sells upholstery fabrics out of Europe. With the addition of Gabriel to the Select Surfaces offering, we extend our design choice and improve global consistency.
- **Kvadrat**, also a European supplier, creates high quality, contemporary textiles, and textile-related products. This collection of seating upholstery fabrics builds on our global offering and leverages industry leaders on a global scale.
- **Leather** in our Select Surface offering features three Select Surface leathers through our partnerships with best-in-class suppliers, Moore & Giles and Cortina. These three leathers are intended to celebrate leather as an organic material and highlight the variation that occurs naturally.

*Tip: Leathers in Select Surfaces will have natural characteristics including, but not limited to: character marks, aging, patina, grain variation, etc. The intention of the program is to celebrate the natural variation of the material.*

**Casper Cloaking Technology by Designtex** is an innovative window film that combines the science of physics and the art of design to address the workplace dichotomy between data privacy and human transparency. By selectively filtering light emitted from displays, Casper renders these displays opaque when viewed from the outside of a glass-walled room. Casper Cloaking Film protects data while still allowing quality views inside and outside of the room.

**Solid surfaces** create a seamless visual providing an integrated worksurface or table top option.

- **Solid surface** allows customers to achieve a design aesthetic different from the more traditional options. The introduction of solid surface consists of a curated color palette and is available on a select subset of products.

**Wood veneers** are slices of hardwood material applied to worksurfaces, storage units, and panel skins that provide beautiful character and depth from naturally occurring grain patterns.

These veneers have established pricing (wood price group 1) and have been pretested and preapproved on select Steelcase product lines. The result is an enhanced level of materials choice that is also easy to order. Colors can be ordered using standard finish codes, but may have extended leadtimes.

- **Composite veneers** are an engineered veneer intended to create consistent grain patterns and characteristics.

*Tip: Known for their color consistency, composite veneers feature a clear coat finish applied in the finishing process. Because the veneers are sourced in large lots, overall color within a specific purchase order should have minimal color inconsistency. However, composite customers should know that colors may vary slightly from dye lot to dye lot. This inconsistency may be noticed when replacement pieces are ordered that may be from different dye lots, or when a new project phase is installed. Also note that composite veneers tend to fade and lighten overtime, especially with sun exposure.*



# Select Surfaces Ordering Information

## Ordering Information

### Ordering Select Surfaces – Textiles

Fabrics available through Select Surfaces may have extended leadtimes. To specify a Select Surface textile on a product using Hedberg, pick the appropriate grade from your upholstery listing, and enter the corresponding finish in the Product Specification screen:

#### Textiles

##### Price Group Finish Number

1	59DA
2	59DB
3	59DC
4	59DD
5	59DE
6	59DF
7	59DG
8	59DH
9	59DJ
10	59DK

#### Leather

##### Price Group Finish Number

1	59LA
2	59LB

Next, in the Special Fabric Information pop up window, provide the required fabric details, including:

- the fabric vendor code
- the pattern name and number
- the color name and number
- the direction the fabric is to be applied

**For a comprehensive list of patterns and price grades that make up the Select Surfaces offering,** visit [steelcase.com/surface-materials](https://steelcase.com/surface-materials) under Select Surfaces. Or, visit the finish library at [finishlibrary.steelcase.com](https://finishlibrary.steelcase.com) and narrow your search by selecting Select Surfaces in the offering drop down menu.

### Ordering Select Surfaces – Casper Cloaking Technology by Designtex

Casper Cloaking Technology by Designtex will have 5-7 days lead-time. The following options are available to order in Hedberg and are approved for use on V.I.A., Privacy Wall, and Glass Selections. The cloaking technology and graphic layer are ordered separately. Please note that both films are sold in linear feet. They are available in two widths: 48" and 56".

Casper Cloaking Technology Layer	CSPCF1
Casper Graphic Film Layer	CSPGF1

#### Graphic Layer Options

Casper-Big Dot	PF002
Casper-Little Dot	PF003
Casper-Ion	PF004
Casper-Aksel	PF005
Casper-Grid	PF006
Casper-Plus	PF007
Casper-Cell	PF008
Casper-Pixel	PF009
Casper-City Grid	PF010
Casper-Semaphore	PF011
Casper-Sunburst	PF012
Casper-Brush	PF013
Casper-Pinpoint	PF014
Casper-Draft	PF015
Casper-Block	PF016

#### Graphic Layer Options Exclusively for Steelcase

Casper-Dash for Steelcase	PF017
Casper-Fade for Steelcase	PF018
Casper-Stripe for Steelcase	PF019
Casper-Hatch for Steelcase	PF020
Casper-Brick for Steelcase	PF021
Casper-Triangle for Steelcase	PF022

*Tip: To order Casper, you must first set up a new vendor on the vendor master and create a new PO address for decorative films in Hedberg. Please see the Sales and Dealer Guide for detailed information. Visit <https://village.steelcase.com/docs/DOC-1575>.*

**Ordering Select Surfaces – Solid Surfaces**

Solid surface surface allows customers to achieve a design aesthetic different from the more traditional options, providing an integrated top option. The introduction of solid surface consists of a curated color palette. Finishes within this collection may have extended leadtimes. Samples can be ordered through *corian.com*. To order these solid surfaces, enter in the corresponding finish codes:

Price Group	Finish Number	Finish Name
A	2801	Glacier White
A	2873	Linen
A	2875	Bisque
A	2978	Cameo White
A	2979	Silver Grey
B	2972	Antarctica
C	2974	Canvas

An extended collection of Corian solid surfaces is also available as part of the Select Surfaces Program. To order these solid surfaces, enter in the corresponding finish codes.

Price Group	Finish Code
A	29DA
B	29DB
C	29DC
D	29DD

Then enter the solid surface information in the *Special Solid Surface Information* pop up window. If prompted, enter the finish Code **CORIAN0001** based on the solid surface supplier.

These solid surfaces are only available on a select subset of products.

*Tip: Additional finishes are available. Please visit [finishlibrary.steelcase.com](http://finishlibrary.steelcase.com) to find product availability as well as finishes available within each price group.*

**Ordering Select Surfaces – Composite Veneers**

Composite veneers may have extended leadtimes. Place your order as you normally would for any other veneer finish, calling out the appropriate finish code. See below for a list of finish codes available through the offering.

*Tip: Solid nosings or wood integral pulls are not available for use with composite veneers - specify edge band solutions only. For example, specify Elective Elements' square edge worksurface instead of the solid-nosing waterfall edge.*

*Tip: If you desire a stain to be placed on the selected composite, you must use the standard **CUSTOMIZ** request process.*

The following finishes are available through the composite veneer offering:

**Composite Veneer Group 1**

**Composite Flat-Cut Open-Pore**

3JJX	FC/OP Walnut Composite
3LAX	FC/OP Graphite on Oak Composite
3LCX	FC/OP Medium Cherry on Cherry Composite

**Composite Quarter-Cut Open-Pore**

3F8X	QC/OP European Walnut Composite
3HGX	QC/OP Oak Composite
3HVX	QC/OP Walnut Composite
3LBX	QC/OP Clear Walnut on Walnut Composite
3LDX	QC/OP Natural Walnut on Walnut Composite

**Composite Veneer Group 2**

**Composite Flat-Cut Open-Pore**

3LHX	FC/OP Espresso on Walnut Composite
------	------------------------------------

**Composite Quarter-Cut Open-Pore**

3LEX	QC/OP Desert Oak on Oak Composite
3LGX	QC/OP Chai on Walnut Composite
3LJX	QC/OP Ebony on Walnut Composite

*Tip: Known for their color consistency, composite veneers feature a clear coat finish applied in the finishing process. Because the veneers are sourced in large lots, overall color within a specific purchase order should have minimal color inconsistency. However, composite customers should know that colors may vary slightly from dye lot to dye lot. This inconsistency may be noticed when replacement pieces are ordered that may be from different dye lots, or when a new project phase is installed. Also note that composite veneers tend to fade and lighten overtime, especially with sun exposure.*



---

# Custom Surfaces Programs

The Steelcase Custom Surface Material Program offers a comprehensive program that is comprised of COM, PerfectMatch paint, Customiz stain, and Open Line Laminate.

<b>Who To Call</b>	<b>154</b>
<b>Customer's Own Material (COM)</b>	<b>155</b>
<b>COM Application Testing Request Form</b>	<b>158</b>
<b>PerfectMatch Paint or Coating</b>	<b>159</b>
<b>Customiz Stain</b>	<b>160</b>
<b>Open Line Laminate</b>	<b>162</b>
<b>Open Line Laminate Edge Trim</b>	<b>164</b>

# Who To Call

This list lets you know who to call when you have questions.

## Customer's Own Material

For COM test results, Application Testing Request form, or yardage requirements, visit our custom surface materials website at [steelcase.com/surface-materials](http://steelcase.com/surface-materials) under Custom Surfaces or call 1.888.STEELCASE (1.888.783.3522) or send an e-mail to [lineone@steelcase.com](mailto:lineone@steelcase.com), for application and UL approval.

For additional information call 1.888.STEELCASE (1.888.783.3522) or send an e-mail to [lineone@steelcase.com](mailto:lineone@steelcase.com).

## Testing mailing address

Steelcase, Inc.  
Attn: COM Test Lab  
Test Request #\*  
Door 630  
901 44th St SE  
Grand Rapids, MI 49508  
*\*To avoid delays in receiving, please include the test request number on the shipping label.*

## PerfectMatch Paint

Contact a Steelcase PerfectMatch Paint representative for specific information about this program.

Phone: 616.247.2079  
Fax: 616.246.4161

## Mailing address

Steelcase Inc.  
Attn: PerfectMatch Paint Representative  
901 44th Street  
Grand Rapids, MI 49508  
SCW-08

## Customiz Stain Program

Contact a Steelcase Customiz Stain consultant for specific information about this program.

Phone: 616.247.2079

## Mailing address

Steelcase Inc.  
Customiz Stain Consultant  
4100 68th St SE  
Caledonia, MI 49316

Canadian dealers, please contact your dealer service representative for the Customiz stain program.

## Open Line Laminate

For Open Line laminate test results, application testing, request form, or laminate requirements, visit our website at [steelcase.com/surface-materials](http://steelcase.com/surface-materials) under Custom Surfaces.

For additional information call 1.888.STEELCASE (1.888.783.3522) or send an e-mail to [lineone@steelcase.com](mailto:lineone@steelcase.com).

## Other Questions

If you have a problem, question, or request, call your local dealer or Steelcase at 1.888.STEELCASE (1.888.783.3522) or send an e-mail to [lineone@steelcase.com](mailto:lineone@steelcase.com). Outside the U.S.A., Canada, Mexico, Puerto Rico, and the U.S. Virgin Islands, call 616.247.2500.

For information about Steelcase, the name of your nearest Steelcase dealer, or for product literature, call 1.800.333.9939, or visit our website at [steelcase.com](http://steelcase.com).

The Customer's Own Material (COM) Program allows customers to select textiles that are not offered through the standard Steelcase Surface Materials Program for use on Steelcase products.

## Custom Surface Materials Website

- The custom surface materials website features application test results for all COM, Select Surfaces, Classics, and Inspire Collection fabrics. The website allows you to calculate yardage requirements for most Steelcase and Wood products.
- Access the custom surface materials at [steelcase.com/surface-materials](http://steelcase.com/surface-materials) under Custom Surfaces.

## Application Testing/Approval

**COM Application Testing** or “approved for application” means the COM fabric has been reviewed for manufacturability using the standard manufacturing techniques to achieve acceptable appearance per Steelcase quality standards.

- Confirm that the selected COM has been tested and approved for application on a specific product by checking the custom surface materials website at [steelcase.com/surface-materials](http://steelcase.com/surface-materials) under Custom Surfaces.
- If the COM is approved, you may continue the order process.
- If the COM has failed, you must reselect a fabric.
- If the COM is not listed, Steelcase has not tested that fabric on our products.
- If your material has not been tested, submit a completed COM Application Testing Request form and send test yardage (4.5 yards for seating, 4 yards for vertical surfaces) to:

Steelcase, Inc.  
Attn: COM Test Lab  
Test Request #\*  
Door 630  
901 44th St SE  
Grand Rapids, MI 49508

*\*To avoid delays in receiving, please include the test request number on the shipping label.*

- To ensure rapid processing, please use the electronic COM Application Testing Request form found on the custom surface materials website **or** fax a copy of the COM Application Testing Request Form to 616.698.4700.

► Page 158

**All information on the form is required in order to complete testing. COM tests cannot be performed if information is incomplete. Contact your requested fabric vendor for any missing information.**

- Test results will be returned (by fax or e-mail) in four working days from receipt of fabric and completed form.

**Steelcase reserves the right** to reject or reverse any COM approval that does not meet the manufacturing requirements in actual production. COM approval may be rejected or reversed because not all application testing is based on actual production conditions and because some materials vary in fabrication.

## UL Approval with COM

COM materials that are approved for application to panel systems might require UL approval after application test approval. UL approval does involve fees and extended leadtimes.

All vertical surface COMs tested and approved with a content of 100% polyester meet a minimum of class C/UL1286. If class A or B fire rating is indicated, a burn test must be performed. All vertical surface COMs with a blended fabric construction require a UL burn test. For further UL information, contact a COM Consultant at 616.475.2426.


## Application Direction

Most textile companies will swatch their fabrics in a warp vertical (woven way, down roll) direction. Some exceptions might be made to address patterns especially with stripes. Typically, when a fabric is swatched in a warp horizontal (railroad or across roll) direction, the direction is noted on the swatch card or fabric sample. If in doubt of a fabric direction, we encourage you to contact the textile vendor for clarification.

## SEATING:



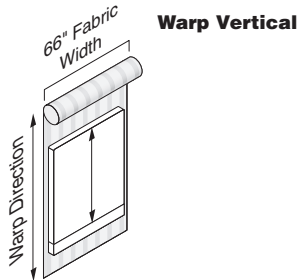
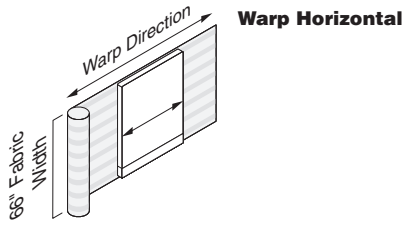
**Warp Horizontal**  
(Railroaded)



**Warp Vertical**  
(Woven Way)

- **Dealers must specify fabric application direction on all COM orders.**
- COMs for seating are most often applied in the warp vertical (woven way, downroll) direction. Some exceptions include patterns with stripes, fabrics that are sampled in the warp horizontal (railroad, across roll) direction, and solid vinyls.  
*Tip: COM vinyl requires upholstery in the warp horizontal application direction.*
- See page 169, *Fabric Application Direction Guidelines*, for more information.  
*Tip: Please verify the orientation of your fabric with your textile supplier. In many cases, the appearance of the design (horizontal or vertical) is not the same as the warp direction that is standard for the pattern. You can check sampling or the supplier's website for application direction.*

**VERTICAL SURFACES:**



- **Dealers must specify fabric application direction on all COM orders.**
- The application direction of COMs on vertical surfaces varies by product and sometimes by style number. Please check the custom surface materials website for the approved application direction for your particular COM.
- ▶ See page 171, *Fabric Application Direction for Systems, Casegoods, and Architecture*, for more information.

**Ordering Information**

**Ordering COM – Textiles**

Fabrics available through the COM or COL program may have extended leadtimes. To specify a COM textile on a product using Hedberg, pick the appropriate grade from your upholstery listing, and enter the corresponding finish in the Product Specification screen:

**Textiles**

Price Group	Finish Number
1	59DA
2	59DB
3	59DC
4	59DD
5	59DE
6	59DF
7	59DG
8	59DH
9	59DJ
10	59DK

**Leather**

Price Group	Finish Number
1	59LA
2	59LB

Next, in the Special Fabric Information pop up window, provide the required fabric details, including:

- the fabric vendor code
- the pattern name and number
- the color name and number
- the direction the fabric is to be applied

**For a comprehensive list of patterns and their corresponding price grades,** visit <https://srh.steelcase.com/comlanding.aspx>.

**Steelcase To Purchase Service**

Steelcase will facilitate the ordering, scheduling, and shipment of COMs directly from the supplier. There are no additional charges for this service.

**Steelcase is the only party that may purchase COMs for all Steelcase and Steelcase Wood Division products.**

**Leadtimes**

Materials are not stocked by Steelcase; and are available to promise and subject to supplier leadtimes. Additional material processing and leadtimes will apply. Orders with COMs are at risk for production move out due to supplier delays.

COMs are not available through any rushed schedule.

**Warranty**

**COMs are not covered by the Steelcase warranty.** Materials specified through our Graded-In and Custom Fabric program are warranted differently by each supplier and do not fall under Steelcase warranty. Additionally, if the material is found to be covered under a supplier's warranty, Steelcase is not responsible for additional costs from replacement products or labor.

## COM Notes

### Application Direction

► For application direction information, please see page 156.

### Pattern Alignment

Pattern repeat is the measurement, in length and width, of a single unit of repeating pattern. When the pattern repeats itself, you are likely to see horizontal and vertical lines in the fabric applied to a skin. This usually occurs in a fabric where there is a significant pattern. Pattern repeat side by side or top to bottom may not be an exact alignment.

### Scrap Disposal

Steelcase is committed to contributing to a healthy environment through our disposal procedures. We reserve the right to choose the most environmentally friendly manner to dispose of all COM scraps without notification.

**Steelcase will not issue credit for any differences in yardage** between the estimated amount provided and the actual amount ordered and acknowledged.

## Contact

For COM test results, Application Test Request form, or yardage requirements, visit the custom surface materials website at [steelcase.com/surface-materials](https://steelcase.com/surface-materials), under Custom Surfaces.

For additional information call 1.888.STEELCASE (1.888.783.3522) or send an e-mail to [lineone@steelcase.com](mailto:lineone@steelcase.com).

### Testing address

Steelcase, Inc.  
Attn: COM Test Lab  
Test Request #\*  
Door 630  
901 44th St SE  
Grand Rapids, MI 49508

*\*To avoid delays in receiving, please include the test request number on the shipping label.*

# COM APPLICATION TESTING REQUEST FORM

**COM testing cannot begin until all information is provided. No exceptions are permitted.**

**All of the following information is required in order to complete a COM test request.**

### Application Testing

- Seating COM (4.5 yards required)       Vertical Surface COM (4 yards required to test)

DATE \_\_\_\_\_

DEALER/DESIGN FIRM \_\_\_\_\_

YOUR NAME \_\_\_\_\_

YOUR ADDRESS \_\_\_\_\_

YOUR PHONE \_\_\_\_\_

YOUR FAX \_\_\_\_\_

YOUR E-MAIL ADDRESS \_\_\_\_\_

CUSTOMER \_\_\_\_\_

PRODUCT LINE COM IS TO BE TESTED ON \_\_\_\_\_

### Contact COM vendor for fabric information.

COM SUPPLIER \_\_\_\_\_

COM TEXTILE PATTERN NAME \_\_\_\_\_

PATTERN STYLE NUMBER \_\_\_\_\_

CONTENT \_\_\_\_\_

WIDTH \_\_\_\_\_

REPEAT \_\_\_\_\_

WEIGHT \_\_\_\_\_

PICKS (Fill yarns) \_\_\_\_\_

ENDS (Warp yarns) \_\_\_\_\_

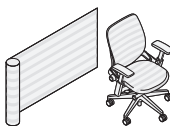
### Seating COM

- 4.5 yards of material are required for application review on all seating lines.
- Fabric will be cut woven way (down roll/warp vertical), unless otherwise stated:

warp vertical (woven way)



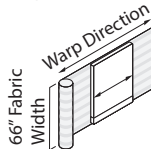
warp horizontal (railroaded)



### Vertical Surface COM

- Four yards of material are required for application review on all tackboards and panel systems.
- Additional yardage is required to complete UL testing. Please contact a Steelcase COM consultant for details.
- Fabric will be cut warp horizontal (across roll/railroaded), unless otherwise stated:

warp horizontal



warp vertical



**Note: Dealers must specify desired fabric application direction on all COM orders.**

### Review Time

Application review takes 4 working days upon receipt of the material and this completed request form at Steelcase.

### Notification

Requester will be notified of results via fax or email.

### Send COM test yardage and this request form to:

Steelcase, Inc.  
 Attn: COM Test Lab  
 Test Request #\*  
 Door 630  
 901 44th St SE  
 Grand Rapids, MI 49508  
*\*To avoid delays in receiving, please include the test request number on the shipping label.*

### Additional Information

▶ See page 155 for complete COM information.

If you have any further questions regarding the Steelcase COM program, contact a Steelcase COM consultant.

- Phone: 616.475.2426 Monday through Friday, 8:00 a.m. to 5:00 p.m. ET
- Fax: 616.698.4700
- Online at [steelcase.com/surface-materials](http://steelcase.com/surface-materials).

The PerfectMatch program allows customers to specify their own color on Steelcase painted products where the PerfectMatch option is offered.

A dealer P.O. number or accounting reference name is required to initiate the processing of a PerfectMatch request.

*Tip: A line item or purchase order does not need to be generated.*

A one-time \$500 U.S. per color, per customer registration fee will be invoiced to all requests whether or not an order for product is placed.

*Tip: The registration fee is not eligible for discounting.*

The PerfectMatch paint option allows you to order “culled” Steelcase paint finishes, but does not support Steelcase “transitional” paints that are not available on select product lines.

The PerfectMatch program will provide a textured match to a custom textured sample or non-textured Steelcase color in the same surface characteristics and appearance as the current standard Steelcase texture.

All PerfectMatch requests will be matched in a smooth, 40% gloss, non-metallic finish or in a textured, 6% gloss, non-metallic finish. Exceptions: Non-textured V.I.A. and Privacy Wall requests are matched in a 20% gloss level, textured matches with a 6% gloss level.

Metallic paint matches for custom or culled Steelcase colors are not available through the PerfectMatch program, but can be matched in the standard 40% gloss, opaque (non-metallic) finish.

A PerfectMatch paint is not available through any rushed schedule.

The PerfectMatch program is priced at Paint Price Group 3.

The Paint Price Group 3 upcharge applies to all products with the PerfectMatch option selected.

▶ See page 42 for product availability.

## Color Match Request

### 1. Color Approval

To initiate a PerfectMatch paint request, go to [steelcase.com/surface-materials](http://steelcase.com/surface-materials), Custom Surfaces. Select the Custom Programs tab, visit PerfectMatch, and then select Create Request. After processing a request, print a copy of the request and the ID number assigned.

- Submit the form and send a 2" x 2" representation of the color to be matched to the mailing address below. A color card is recommended, but fabrics, carpets, accessories, or other samples can also be matched.

*Tip: When requesting a culled Steelcase paint color, a sample is not required.*

- Steelcase will invoice for the registration fee of \$500 U.S. per customer, per color.
- For the customer's approval of the match, Steelcase will send a color strike-off to the address indicated on your request. This will be approximately 10 days after the request and the color representation sample has been received.

*Tip: Strike-off samples of culled, smooth, or non-metallic Steelcase paints will be provided upon dealer request.*

Once the customer approves the match, it is the dealer's responsibility to notify Steelcase that the match has been approved in the “Manage My Requests” feature. Upon notification to Steelcase that the match has been approved, the customer will be registered and the special paint finish code will be made available for order entry.

### 2. PerfectMatch Color Assignment

- Upon notification to Steelcase that the match has been approved, the customer will be registered and the special paint finish code will be made available for order entry.

### 3. PerfectMatch Ordering

- Use the PerfectMatch finish code to place your order.
- The Paint Price Group 3 upcharge will apply when a PerfectMatch finish code is specified. See the individual product specification guide for the upcharge.

## PerfectMatch Paint Notes

Color match from the sample submitted to the actual production will be within commercially accepted tolerances.

The color match from the strike-off to actual production will be within commercially accepted tolerances.

PerfectMatch paint colors are formulated to minimize color shifts under different lighting conditions using a MacBeth “Spectralight III”. Particular care should be taken if high-intensity discharge light is used in the installation because it can give the appearance of a mismatch between sample and strike-off. Metallic and Lux paints will be available through PerfectMatch if previously supported in our standard or select paint offering.

*Tip: Environmental restrictions may preclude Steelcase from matching or manufacturing certain colors.*

*Tip: Extended lead times are 15 days for regular paints and 40 days for metallics and Lux paints.*

## Contact

Contact a PerfectMatch Paint Representative for information:

Phone: 616.247.2079

Mailing Address:

Steelcase Inc.

Attn: PerfectMatch Paint Representative

901 44th Street

Grand Rapids, MI 49508

SCW-08

OR

Call Line 1 at 1.888.STEELCASE

(1.888.783.3522) or send an e-mail to

[lineone@steelcase.com](mailto:lineone@steelcase.com).

# Customiz Stain

The Customiz stain program allows customers to create their own stain color on Steelcase standard wood veneers and solids. Customiz stain color is available on all product lines that offer wood veneer and solids.

The Customiz stain program is not available through any rushed schedule.

The Customiz stain program consists of three steps: Color Approval, Finish Number Assignment, and Customiz Stain Color Ordering.

## Color Approval

- To complete the Customiz stain request form, go to "create test request" at [steelcase.com/surface-materials](https://steelcase.com/surface-materials), under Custom Surfaces.
- Submit the form and a 5" x 7" sample of the stain color that you are requesting to the mailing address below.  
*Tip: When requesting a culled stain color, a sample will not be required.*
- Steelcase will invoice a stain matching fee of \$500 U.S. per finish. (This one-time fee covers the cost of formulating the Customiz finish and applies regardless of whether or not an order for product is placed.)
- Three (3) color strike-off samples will be sent to the dealer/customer approximately 10 working days after receipt of the request and the sample to match (if required). These samples will require dealer/customer approval.
- Your original color sample will be returned for your strike-off evaluation. Your dealer/customer will be required to email a signed approval form to [kklapis1@steelcase.com](mailto:kklapis1@steelcase.com).

## Customiz Stain Pricing

A \$500 stain matching fee applies on Customiz requests. This fee covers the cost of formulating the Customiz color finish and applies regardless of whether or not an order for product is placed.

In addition, an approval form must be signed to indicate customer acceptance of Customiz match. This matching fee activates the finish for unlimited use on any Steelcase product (that accepts Customiz) for a 36 month time period. The initiation fees are not discountable.

## Finish Number Assignment

- After the color strike-off is approved, the Steelcase Stain Lab will assign a Customiz stain finish number to be used when ordering the product.
- The finish number represents the Customiz stain that has been formulated specifically for the products indicated on the request form. Additional Customiz finishes may need to be developed to apply the same stain color to additional products.

## Customiz Stain Color Ordering

- Use Customiz stain finish number to place your order.

## Customiz Stain Notes

Wood is a natural material, and variations will occur in color, grain pattern, and character marks. Because of these natural irregularities, each veneer will have its own variation in color, grain structure, and texture. Each tree species has unique qualities, and the way in which the wood is sliced will produce different grain characteristics. Every grain pattern is a one-of-a-kind, unique, and natural design.

Wood will age and lighten or darken as it goes through a natural maturation process. Color changes occur because wood is an organic material. The rate and degree of color change depends on the species of the tree, its growing conditions, and the conditions of the environment it is exposed to after being made into furniture. Direct and constant sunlight (natural or synthetic) will age any wood product.

To ensure an understanding of the color ranges and characteristic variations of natural veneer, this sign-off sheet is required prior to orders being accepted for this clear coat finish.

## Contact

Customiz Stain Lab information  
Phone: 616.247.2079

Steelcase Inc.  
Customiz Stain Consultant  
4100 68th St SE  
Caledonia, MI 49316

OR

Call 1.888.STEELCASE (1.888.783.3522) or send an e-mail to [lineone@steelcase.com](mailto:lineone@steelcase.com).



# Open Line Laminate

The Open Line Laminate (OLL) Program offers the opportunity for customers to select laminates that are not offered through the standard Steelcase laminate offering for use on Steelcase products.

The following products are not available using the OLL process: Seating and Groupwork. Call 1.888.STEELCASE (1.888.783.3522) or send an e-mail to [lineone@steelcase.com](mailto:lineone@steelcase.com), for ordering and pricing of laminates on these products.

An additional feature of the OLL Program is the ability to order different edge colors (other than the default edge color specified in the specification guide) for use with standard Steelcase laminates. See below for pricing information for this application.

## Application Testing/Approval

To order an OLL on a Steelcase product, first confirm that the selected laminate has been tested and approved for use on a specific product by checking the custom surface materials website at [steelcase.com/surface-materials](http://steelcase.com/surface-materials), under Custom Surfaces.

If the laminate is **approved**, you may continue the ordering process. If the laminate has **failed** to meet testing and approval standards, you must choose another laminate. If the laminate is **not listed**, Steelcase has not tested the laminate.

To have your material tested, send the following materials to Steelcase:

- One (1) 4' x 8' sheet of high-pressure decorative laminate that is vertical grade, post formable (VGP), and 0.028" (0.7 mm) thick.
- A completed OLL Testing Request Form Access online at [steelcase.com/surface-materials](http://steelcase.com/surface-materials), Custom Surfaces, and select the Custom Programs tab. The test request form can be found under "create test request".

*Tip: All information on the form is required in order to complete testing.*

**Send your laminate materials to:  
Steelcase Inc.  
Attn: OLL Testing Department  
901 44th Street  
Grand Rapids, MI 49508**

## Submit Request

Use the electronic Open Line Laminate Testing Request Form found on the Steelcase custom surface materials website under "create test request" link, or fax a copy of the form to 616.698.4700.

## Test Results

Test results will be returned by fax or e-mail in four working days from receipt of laminate and form. Montage laminate tile testing times may vary due to code compliance testing.

Not all testing is based on actual production conditions. Because some laminates vary in fabrication, Steelcase reserves the right to reject any non-standard laminates that do not meet manufacturing requirements, even though the sample passed initial testing.

## Application Direction

Open Line laminates are applied to Steelcase products in the Steelcase standard application direction. For directional laminates, each individual specification guide shows the standard application direction for that product. Application in other than standard direction must be processed through Specials Engineering.

## Open Line Laminates Square Footage Requirements

To determine how much laminate you will need, access the calculator found on the Steelcase custom surface materials website at [steelcase.com/surface-materials](http://steelcase.com/surface-materials), under Custom Surfaces. Material estimates will vary depending on the following items:

- Laminate properties
- Laminate directionality
- Sheet sizes offered by the vendor
- Edge type
- Product style number
- Quantity of products being manufactured

## Open Line Laminates Pricing

Open Line laminates are available at an additional \$111 list per unit, plus the cost of the laminate. The cost of the laminate will not be included and will need to be manually added. This is handled differently on standard product versus Studio Express product, so please read carefully.

## Quoting OLL on Standard Product:

Standard\* open line laminate from Formica, Nevamar, Pionite, or WilsonArt laminate - the cost of the laminate is \$1.13 per square foot. This cost must be manually entered into Hedberg by the dealer and is non-discountable. Start by calculating the number of sheets of laminate required using the COM/OLL Calculator found on [srh.steelcase.com](http://srh.steelcase.com).

Example: 1 4'x8' sheet = 32 square feet, 32 SF x \$1.13 / SF = \$36.16 per sheet

Premium\* open line laminate from Formica, Nevamar, Pionite, and WilsonArt - dealer must check with the laminate supplier for the current price per sq ft. This cost must be manually entered into Hedberg by the dealer and is non-discountable.

Example: 1 4'x8' sheet = 32 square feet, 32 SF x \$3.05 / SF = \$97.60 per sheet

Any open line laminate from a different supplier - dealer must check with the laminate supplier for the current price per sq ft. This cost must be manually entered into Hedberg by the dealer and is non-discountable.

Example: 1 4'x8' sheet = 32 square feet, 32 SF x \$10 / SF = \$320 per sheet

## Quoting OLL on Studio Express Product:

Studio Express products using the Open Line laminate process will be priced at \$111 (USD) list per unit plus the cost of laminate.

If you select Formica, Nevamar, Pionite or Wilsonart standard open line laminate to be used on Studio Express products, the cost of the laminate is \$46 (USD) per unit. High-Pressure laminate pricing does not include premium or digitally printed patterns from any suppliers. Please note that the \$46 cost of laminate per unit charge is not included in the cost of the product during CET/Hedberg specification or AutoPricing. This cost must be manually entered into Hedberg by the dealer - and is non-discountable.

\*The laminate manufacturer determines if their finish is considered standard or premium. The OLL calculator will highlight if premium pricing should be considered. NOTE: If a non-Steelcase standard edge band is required, additional charges may apply.

### How to Order

Once you have confirmed that the laminate you've selected has been tested and approved, you are ready to place your order.

To order an Open Line laminate on a Steelcase product:

- Mark the purchase order with the
  - Laminate manufacturer,
  - Laminate number, and
  - Laminate description
- Use the appropriate Open Line laminate number (2900).
- Use the appropriate "2C" or "2K" number to indicate the edge color requirements.

### Worksurfaces and Montage laminate tiles that do not have edge color defaults based on the laminate:

Orders will be processed using the "2900" order number.

The order is subject to the manufacturer's minimum order requirements. Please contact the laminate supplier for verification of minimum order requirements before ordering.

### Steelcase to Purchase Service

The Open Line Laminate Program includes a service to purchase approved Open Line laminates for use on Steelcase products. **Steelcase will facilitate the ordering, scheduling, and shipment of Open Line laminates directly from the suppliers and will apply it to the product.**

Steelcase is the only party that may purchase material. The only time the customer purchases material is for testing purposes.

### Leadtimes

Additional leadtimes apply to all orders specifying Open Line laminates.

OLLs are not available through any rushed schedule.

### Other Notes

Steelcase is not responsible for overages and will not issue credit for any differences between the estimated amount provided and the actual amount ordered and acknowledged.

Laminate suppliers require laminate to be purchased in full sheets. Steelcase will determine how many sheets are needed and order appropriately.

### Contact

For Open Line laminate test results, Application Test Request Form, or square foot requirements, visit the custom surface materials website at [steelcase.com/surface-materials](http://steelcase.com/surface-materials), under Custom Surfaces.

















For additional information call 1.888.STEELCASE (1.888.783.3522) or send an e-mail to [lineone@steelcase.com](mailto:lineone@steelcase.com).

# Open Line Laminate Edge Trim


For surfaces that have edge color defaults based on the laminate, specifiers must choose the edge color for the custom laminate orders from the following Open Line laminate edge trim list. Please refer to either the systems plastic or the laminate swatch cards for colors listed in the Open Line laminate edge trim list.


This list shows the laminate edge trims which are available on the following Steelcase products: Answer

## 3 mm and 1 mm Plastic Edges for Open Line Laminate Orders

Order Finish	Combination of Edging: 3 mm Edge Color	1 mm Edge Color
<b>Steelcase Surfaces</b>		
<b>2K00</b>	<b>6619</b> Ice 	<b>6619</b> Ice 
<b>2K01</b>	<b>6245</b> Clear Walnut	<b>6245</b> Clear Walnut
<b>2K04</b>	<b>6234</b> Clear Cherry	<b>6234</b> Clear Cherry
<b>2K10</b>	<b>6695</b> Midnight Solid Dark	<b>6041</b> Natural Walnut 
<b>2K15</b>	<b>6527</b> Merle	<b>6527</b> Merle
<b>2K20</b>	<b>6619</b> Ice 	<b>6619</b> Ice 
<b>2K21</b>	<b>6695</b> Midnight Solid Dark	<b>6036</b> Medium Cherry
<b>2K22</b>	<b>6631</b> Cream 	<b>6631</b> Cream 
<b>2K27</b>	<b>6695</b> Midnight Solid Dark	<b>6034</b> Natural Cherry
<b>2K35</b>	<b>6697</b> Fog	<b>6697</b> Fog
<b>2K36</b>	<b>6695</b> Midnight	<b>6695</b> Midnight
<b>2K38</b>	<b>6009</b> Arctic White 	<b>6009</b> Arctic White 
<b>2K48</b>	<b>6654</b> Sand	<b>6654</b> Sand
<b>2K49</b>	<b>6053</b> Seagull 	<b>6053</b> Seagull 
<b>2K50</b>	<b>6052</b> Milk	<b>6052</b> Milk
<b>2K52</b>	<b>6249</b> Platinum Solid 	<b>6249</b> Platinum Solid 
<b>2K59</b>	<b>6655</b> Warm White	<b>6655</b> Warm White
<b>2K65</b>	<b>6037</b> Winter on Maple	<b>6037</b> Winter on Maple
<b>2K66</b>	<b>6527</b> Merle	<b>6037</b> Winter on Maple
<b>2K74</b>	<b>6237</b> Clear Maple	<b>6237</b> Clear Maple
<b>2K75</b>	<b>6231</b> Graphite Walnut	<b>6231</b> Graphite Walnut
<b>2K85</b>	<b>6000</b> Black	<b>6527</b> Merle
<b>2K92</b>	<b>6000</b> Black	<b>6000</b> Black
<b>2K93</b>	<b>6695</b> Midnight Solid Dark	<b>6695</b> Midnight Solid Dark
<b>2K94</b>	<b>6635</b> Dawn 	<b>6635</b> Dawn 
<b>2K98</b>	<b>6636</b> Mist	<b>6636</b> Mist
<b>2KAC</b>	<b>6213</b> Acacia	<b>6213</b> Acacia
<b>2KAK</b>	<b>6219</b> Clear Oak	<b>6219</b> Clear Oak
<b>2KAN</b>	<b>6707</b> Ash Noce 	<b>6707</b> Ash Noce 
<b>2KAW</b>	<b>6703</b> Ash Wenge 	<b>6703</b> Ash Wenge 
<b>2KBN</b>	<b>6708</b> Bisque Noce 	<b>6708</b> Bisque Noce 
<b>2KBW</b>	<b>6705</b> Bisque Wenge 	<b>6705</b> Bisque Wenge 
<b>2KCG</b>	<b>61AD</b> Green Citrine 	<b>61AD</b> Green Citrine 
<b>2KCN</b>	<b>6709</b> Clay Noce 	<b>6709</b> Clay Noce 
<b>2KCW</b>	<b>6706</b> Clay Wenge 	<b>6706</b> Clay Wenge 
<b>2KCY</b>	<b>61AF</b> Cloudy	<b>61AF</b> Cloudy
<b>2KDG</b>	<b>61AC</b> Indigo	<b>61AC</b> Indigo
<b>2KDV</b>	<b>61AE</b> Dark Olivine	<b>61AE</b> Dark Olivine

Order Finish	Combination of Edging: 3 mm Edge Color	1 mm Edge Color
<b>2KMI</b>	<b>6527</b> Merle 	<b>6527</b> Merle 
<b>2KPS</b>	<b>61AA</b> Persian Salt	<b>61AA</b> Persian Salt
<b>2KRS</b>	<b>61AB</b> Rose	<b>61AB</b> Rose
<b>2KSN</b>	<b>6710</b> Storm Noce 	<b>6710</b> Storm Noce 
<b>2KSW</b>	<b>6704</b> Storm Wenge 	<b>6704</b> Storm Wenge 
<b>2KT2</b>	<b>6T02</b> Fawn Cypress	<b>6T02</b> Fawn Cypress
<b>2KT4</b>	<b>6T04</b> Saddle Oak	<b>6T04</b> Saddle Oak
<b>2KT5</b>	<b>6T05</b> Veranda Teak	<b>6T05</b> Veranda Teak
<b>2KT7</b>	<b>6T07</b> Walnut Heights	<b>6T07</b> Walnut Heights
<b>2KTP</b>	<b>6128</b> Taupe	<b>6128</b> Taupe
<b>2KU1</b>	<b>6T08</b> Aggregate	<b>6T08</b> Aggregate
<b>2KU2</b>	<b>6T09</b> Gravel	<b>6T09</b> Gravel
<b>2KU4</b>	<b>6T10</b> Cement	<b>6T10</b> Cement
<b>2KU6</b>	<b>6T12</b> Sheetrock	<b>6T12</b> Sheetrock
<b>2KWA</b>	<b>66WA</b> Grey Kingswood	<b>66WA</b> Grey Kingswood
<b>2KWB</b>	<b>66WB</b> Planked Walnut	<b>66WB</b> Planked Walnut
<b>2KWD</b>	<b>66WD</b> Resolute Walnut	<b>66WD</b> Resolute Walnut
<b>2KWE</b>	<b>66WE</b> Natural Recon	<b>66WE</b> Natural Recon
<b>2KWF</b>	<b>66WF</b> Smoked Walnut	<b>66WF</b> Smoked Walnut
<b>2KWU</b>	<b>66WU</b> Clay	<b>66WU</b> Clay
<b>2KWV</b>	<b>66WV</b> Chalk	<b>66WV</b> Chalk
<b>2KYD</b>	<b>6X50</b> Waxed Maple	<b>6X50</b> Waxed Maple
<b>2KYE</b>	<b>6X51</b> Natural Ash	<b>6X51</b> Natural Ash
<b>2KAA</b>	<b>6X10</b> Aged Ash	<b>6X10</b> Aged Ash
<b>2KYF</b>	<b>6X52</b> Ashwood Oak	<b>6X52</b> Ashwood Oak
<b>2KYG</b>	<b>6X53</b> Ashwood Beige	<b>6X53</b> Ashwood Beige
<b>2KYH</b>	<b>6X54</b> White Washed Birchply	<b>6X54</b> White Washed Birchply

 = This pattern/finish is part of the global surface materials palette. Geographical differences, by product line, may apply. Global colors are noted using this globe symbol.



 = Excluded

For surfaces that have edge color defaults based on the laminate, specifiers must choose the side and/or rear edge color for the custom laminate orders from the following Open Line laminate edge trim list. Please refer to either the systems plastic or the laminate swatch cards for colors listed in the Open Line laminate edge trim list. 3 mm front edge color is specified separately.

This list shows the edge trims that are available on the following Steelcase products:  
Elective Elements

### Plastic Edges for Open Line Laminate Orders

Order Finish	1 mm Edge Color	Order Finish	1 mm Edge Color
<b>Steelcase Surfaces</b>			
<b>2K00</b>	<b>6619</b> Ice 	<b>2KAK</b>	<b>6219</b> Clear Oak
<b>2K01</b>	<b>6245</b> Clear Walnut	<b>2KAN</b>	<b>6707</b> Ash Noce 
<b>2K04</b>	<b>6234</b> Clear Cherry	<b>2KAW</b>	<b>6703</b> Ash Wenge 
<b>2K10</b>	<b>6041</b> Natural Walnut 	<b>2KBL</b>	<b>6243</b> Blackwood
<b>2K15</b>	<b>6527</b> Merle	<b>2KBN</b>	<b>6708</b> Bisque Noce 
<b>2K21</b>	<b>6036</b> Medium Cherry	<b>2KBW</b>	<b>6705</b> Bisque Wenge 
<b>2K22</b>	<b>6631</b> Cream 	<b>2KCG</b>	<b>61AD</b> Green Citrine 
<b>2K27</b>	<b>6034</b> Natural Cherry	<b>2KCN</b>	<b>6709</b> Clay Noce 
<b>2K28</b>	Vellum Fiber Match	<b>2KCW</b>	<b>6706</b> Clay Wenge 
<b>2K34</b>	Novell Fiber Match	<b>2KCY</b>	<b>61AF</b> Cloudy
<b>2K35</b>	<b>6697</b> Fog	<b>2KDG</b>	<b>61AC</b> Indigo
<b>2K36</b>	<b>6695</b> Midnight	<b>2KDV</b>	<b>61AE</b> Dark Olivine
<b>2K37</b>	<b>6242</b> Virginia Walnut	<b>2KMI</b>	<b>6527</b> Merle 
<b>2K38</b>	<b>6009</b> Arctic White 	<b>2KPS</b>	<b>61AA</b> Persian Salt
<b>2K48</b>	<b>6654</b> Sand	<b>2KRS</b>	<b>61AB</b> Rose
<b>2K49</b>	<b>6053</b> Seagull 	<b>2KSN</b>	<b>6710</b> Storm Noce 
<b>2K50</b>	<b>6052</b> Milk	<b>2KSW</b>	<b>6704</b> Storm Wenge 
<b>2K52</b>	<b>6249</b> Platinum Solid 	<b>2KT2</b>	<b>6T02</b> Fawn Cypress
<b>2K59</b>	<b>6655</b> Warm White	<b>2KT4</b>	<b>6T04</b> Saddle Oak
<b>2K60</b>	Granite Fiber Match	<b>2KT5</b>	<b>6T05</b> Veranda Teak
<b>2K65</b>	<b>6037</b> Winter on Maple	<b>2KT7</b>	<b>6T07</b> Walnut Heights
<b>2K73</b>	Instant Iron Patina Match	<b>2KU1</b>	<b>6T08</b> Aggregate
<b>2K74</b>	<b>6237</b> Clear Maple	<b>2KU2</b>	<b>6T09</b> Gravel
<b>2K75</b>	<b>6231</b> Graphite Walnut	<b>2KU4</b>	<b>6T10</b> Cement
<b>2K78</b>	<b>6059</b> Sterling Dark Solid	<b>2KU6</b>	<b>6T12</b> Sheetrock
<b>2K79</b>	<b>6698</b> Fieldstone	<b>2KWA</b>	<b>66WA</b> Grey Kingswood
<b>2K81</b>	<b>6038</b> Blonde on Maple 	<b>2KWB</b>	<b>66WB</b> Planked Walnut
<b>2K92</b>	<b>6000</b> Black	<b>2KWD</b>	<b>66WD</b> Resolute Walnut
<b>2K93</b>	<b>6695</b> Midnight Solid Dark	<b>2KWE</b>	<b>66WE</b> Natural Recon
<b>2K94</b>	<b>6635</b> Dawn 	<b>2KWF</b>	<b>66WF</b> Smoked Walnut
<b>2K98</b>	<b>6636</b> Mist	<b>2KWU</b>	<b>66WU</b> Clay
<b>2KAC</b>	<b>6213</b> Acacia	<b>2KWV</b>	<b>66WV</b> Chalk


 = This pattern/finish is part of the global surface materials palette. Geographical differences, by product line, may apply. Global colors are noted using this globe symbol.  
 = Excluded


## Open Line Laminate Edge Trim, continued

For surfaces that have edge color defaults based on the laminate, specifiers must choose the edge color for the custom laminate orders from the following Open Line laminate edge trim list. Please refer to either the systems plastic or the laminate swatch cards for colors listed in the Open Line laminate edge trim list.

This list shows the edge trims that are available on the following Steelcase product:  
Duo

### Plastic Edges for Open Line Laminate Orders

Order Finish	Edge Color
<b>2K22</b>	<b>6631</b> Cream <b>E</b>
<b>2K38</b>	<b>6009</b> Arctic White 
<b>2K49</b>	<b>6053</b> Seagull 
<b>2K50</b>	<b>6052</b> Milk
<b>2K59</b>	<b>6655</b> Warm White
<b>2K92</b>	<b>6000</b> Black
<b>2K94</b>	<b>6635</b> Dawn <b>E</b>
<b>2K98</b>	<b>6636</b> Mist

 = This pattern/finish is part of the global surface materials palette. Geographical differences, by product line, may apply. Global colors are noted using this globe symbol.

**E** = Excluded

---

# Material Direction Guidelines

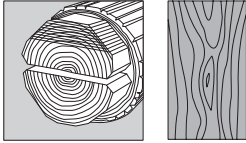
*Tip: For the most up to date availability information, please visit [finishlibrary.steelcase.com](https://finishlibrary.steelcase.com).*

<b>Veneer Cutting and Grain Pattern Guidelines</b>	<b>168</b>
<b>Fabric Application Direction Guidelines</b>	<b>169</b>
<b>Fabric Application Direction for Systems, Casegoods, and Architecture</b>	<b>171</b>
<b>Fabric Application Direction for Seating</b>	<b>171</b>
<b>Fabric Application Direction for Systems, Casegoods, and Architecture Matrix</b>	<b>172</b>

# Veneer Cutting and Grain Pattern Guidelines

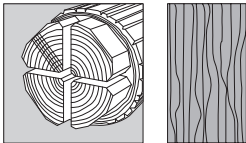
## Veneer Cutting and Grain Patterns:

The **cutting method** determines the veneer's figure or grain pattern.



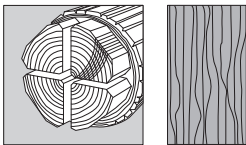
### Flat cut

Veneer is cut parallel to the flat side of the cant at a tangent to the growth rings of the tree. This produces a cathedral or oval pattern.



### Quarter cut

Veneer is cut from quarter sections of the log, produced by cutting each cant in half. Cutting lines are at an approximate 90° angle to the growth rings at the center of the quarter. This produces a straight grain or ribbon pattern.



### Rift cut

This veneer cut is used specifically for oak, to minimize the appearance of flaking patterns in the grain. Cutting lines are on an arc approximately perpendicular to the growth rings. This produces a comb-like straight grain or ribbon pattern.

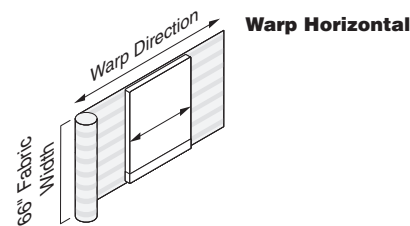
# Fabric Application Direction Guidelines

## What is the issue?

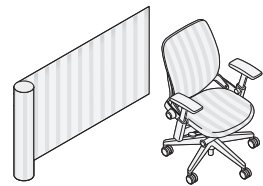
Some textiles are simple and look the same regardless of how you apply them to a product. Many other fabrics are patterned, textured, or have luster that will have a distinctly different appearance if applied in different directions on chairs or panels. Because of these differences, and the fact that there are limits to how some fabrics can be applied to Steelcase products, it is important to understand fabric application direction standards at Steelcase in order to avoid being disappointed.

## Talking about direction

Fabrics come on rolls. The long yarns that run down the length of the roll are called the "warp" yarns. These yarns are used to define the direction you are viewing the fabric as it is applied to a panel or chair. Fabric directionality is determined by how the fabric comes off the roll. It is NOT determined by the way the pattern looks on the product (i.e., horizontal stripes do not mean the fabric was applied warp horizontal—it could have been applied warp vertical).

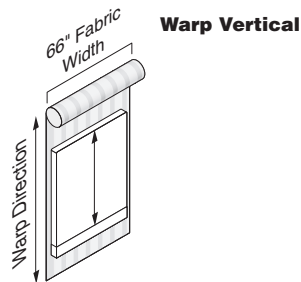


In the example below, the fabric is applied warp horizontal although the stripes appear vertical.



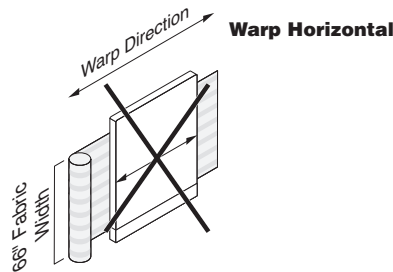
**Warp horizontal** application is the standard application direction for most Steelcase fabrics on Steelcase panel and seating products. Horizontal application means that as you view the panel or chair in its upright position, the warp yarns of the fabric are running in the horizontal direction.

► See page 172, *Fabric Application Direction for Systems, Casegoods, and Architecture* matrix, for details on these exceptions.

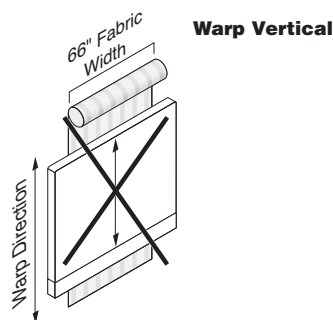


**Warp vertical** application is the standard application direction for any panels taller than 68"H and a few other exceptions. Vertical application means that as you view the panel or chair in its upright position, the warp yarns are running in the vertical direction.

► See page 172, *Fabric Application Direction for Systems, Casegoods, and Architecture* matrix, for details on these exceptions.

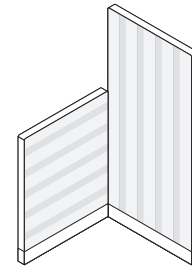


**Fabric on panels taller than 68"H** cannot be applied warp horizontal because the height of the product is greater than the width of the fabric.



**Fabric on panels wider than 68"W** cannot be applied warp vertical because the width of the product is greater than the width of the fabric.

**Steelcase is not responsible for charges associated with replacement or reupholstery of products due to incorrect specifications.**



**The combination** of tall panels (75"H with warp vertical) with short panels (65"H or less with warp horizontal) will result in the fabric patterns running in opposite directions.

## To remedy this situation, the following options are available:

- Use non-directional fabric. Only a small selection of fabrics are non-directional.
- Use fabrics that have standard warp vertical application direction.
- Specify warp vertical application on fabrics that are standard warp horizontal.

*Tip: If you require warp vertical and it is not the standard, you must specify the warp vertical option on every line in the order.*



**Warp Horizontal**  
(Railroaded)

**Railroaded** means the same thing as *warp horizontal* and is often used when talking about chairs. *Across roll* is another term for running the fabric in this direction.



**Warp Vertical**  
(Woven Way)

**Woven way** means the same thing as *warp vertical* and is often used when talking about chairs. *Down roll* is another term for running the fabric in this direction.

**What determines fabric direction?**

Standard default directions exist for all products. You may specify a fabric to be cut in a specific direction if the product allows it to be applied. The purchase order must clearly state the application direction if it is other than standard. Refer to the following tables for the standard directions.

*Tip: If you are changing the application direction of fabric, yardage requirements may increase resulting in an additional upcharge. This upcharge will be applied to the purchase order.*

**Structural panels, tackboards, and tiles** have standard Steelcase vertical surface fabrics applied warp vertical or warp horizontal, depending on the fabric.

▶ See page 169 for the standard directions.

**Why do dealers have to specify fabric application direction?**

Sometimes COM fabrics have patterns that look awkward or inappropriate if they are applied in the standard direction. Therefore, it is critical to know how the pattern is run on the roll to ensure that Steelcase builds and ships each order to the customer's expectation. Some examples are shown here.



Incorrect?



Correct?



Incorrect?



Correct?



Incorrect?



Correct?



Incorrect?




Correct?

- Steelcase does not know which way your customer wants to see these patterns on their furniture.


- Dealers must specify application direction on all COM orders.

**Swatch directions**

All Steelcase fabric swatches and samples are shown in the warp horizontal direction. If you hold any fabric sample in the orientation shown below, the fabric will be in the warp-horizontal direction.



Swatch card



Memo sample



To see how a fabric will look if it is applied warp vertical, turn it 90°.

*Tip: Fabric direction on samples from COM vendors may vary by product. Most textile companies will swatch their fabrics in a warp vertical (woven way, down roll) direction. Some exceptions might be made to address patterns especially with stripes. Typically, when a fabric is swatched in a warp horizontal (railroad or across roll) direction, the direction is noted on the swatch card or fabric sample. If in doubt of a fabric direction, we encourage you to contact the textile vendor for clarification.*

### Fabric Application Direction for Systems, Casegoods, and Architecture

Fabric	Standard Application Direction	Tips
Steelcase Textiles	Varies by fabric	▶ See page 172, <i>Fabric Application Direction for Systems, Casegoods, and Architecture</i> matrix.
Select Surfaces-Designtex	Varies by fabric <b>Dealers must specify desired fabric application direction on all select surfaces orders.</b>	Test results may impose exceptions. Confirm test results and application direction on COM website and <i>Designtex.com</i> prior to ordering.
COM Fabrics	Varies by fabric <b>Dealers must specify desired fabric application direction on all COM orders.</b>	Test results may impose exceptions. Confirm test results and application direction on COM website prior to entering COM orders.

### Fabric Application Direction for Seating

Fabric	Standard Application Direction	Tips
Steelcase Textiles Upholstery	Railroaded (warp horizontal)	SILQ 418 Series will only take warped vertical fabrics. This includes all Standard Steelcase fabrics, Select Surfaces, and COMs.
Select Surfaces-Designtex	Varies by fabric <b>Dealers must specify desired fabric application direction on all select surfaces orders.</b>	Confirm test results and application direction on COM website and <i>Designtex.com</i> prior to ordering.
Select Surfaces-Gabriel	Varies by fabric <b>Dealers must specify desired fabric application direction on all select surfaces orders.</b>	Confirm test results and application direction on COM website and <i>Gabriel.dk</i> prior to ordering.
Select Surfaces-Kvadrat	Varies by fabric <b>Dealers must specify desired fabric application direction on all select surfaces orders.</b>	Confirm test results and application direction on COM website and <i>Kvadrat.dk</i> prior to ordering.
COM Fabrics	Varies by fabric <b>Dealers must specify desired fabric application direction on all COM orders.</b>	The most common COM application direction for seating is warp vertical. Confirm test results and application direction on COM website and your textile vendor's site prior to entering COM orders.
COM Vinyls	Varies by fabric <b>Dealers must specify desired fabric application direction on all COM orders.</b>	Most solid vinyls are commonly applied in the warp horizontal application direction.

## Fabric Application Direction Guidelines, continued

### Fabric Application Direction for Systems, Caseloads, and Architecture

#### Legend

- = Not available
- D = Directional fabric
- ND = Non-directional fabric
- H = Horizontal
- V = Vertical
- P = Due to its parametric nature and options for portrait or landscape skins, the default fabric orientation can vary.
- HO = Horizontal only
- VO = Vertical only
- ⊘ = Excluded
- ⊕ = This finish is part of the global surface materials palette. Geographical differences, by product line, may apply.

#### COM Fabrics

Application direction may vary.  
Check our website at [steelcase.com/surface-materials](http://steelcase.com/surface-materials), under Custom Surfaces.

	Fabric Direction	All Panels taller than 68"H	All Tackboards and Accent Panels	Answer	Divisio Side Screens	Elective Elements	FrameOne	Kick	Montage	Privacy Wall	Steelcase Wood Furniture	Storage Products	V.I.A.
Abacus ⊘	D	V	H	H	H	H	H	H	H	VO	H	H	P
Alloy	D	V	H	H	H	H	H	H	H	•	H	H	•
Bariolage	D	V	H	H	H	H	•	H	H	VO	H	H	P
Billiard Multi-Use by Designtex	ND	V	H	H	H	H	H	H	H	•	H	H	•
Boccie	D	V	H	H	H	H	•	H	H	VO	H	H	P
Buzz2 ⊕	ND	V	H	H	H	H	H	H	H	VO	H	H	P
Charm	D	V	H	H	H	H	•	H	H	VO	HO	H	P
Cogent: Connect ⊕	D	•	H	•	H	•	H	•	•	•	•	•	•
Flip: Orbit	D	V	H	H	H	H	•	H	H	VO	H	H	P
Flip: TexHex	D	•	HO	HO	HO	HO	•	HO	HO	•	HO	HO	•
Fresco	D	V	H	H	H	H	•	H	H	VO	H	H	P
Latch	D	V	H	H	H	H	H	H	H	VO	H	H	P
New Black: Bruce	•	•	•	•	H	•	•	H	•	•	•	•	•
New Black: Harley	•	•	•	•	•	•	•	H	•	•	•	•	•
New Black: Henry	•	•	•	•	•	•	•	H	•	•	•	•	•
New Black: Jack	•	•	•	•	•	•	•	H	•	•	•	•	•
New Black: James	•	•	•	•	•	•	•	•	•	•	•	•	•
Optic	D	V	H	H	H	H	•	H	H	VO	H	H	P
Pianista	D	•	HO	HO	HO	•	•	HO	•	•	•	•	•
Rhythm	D	V	H	H	H	H	•	H	H	VO	H	H	P
Silk ⊕	D	•	•	•	•	•	•	•	•	•	•	•	•
Sprite	D	V	H	H	H	H	•	•	•	•	H	H	•
Tinsel	D	V	H	H	H	H	•	H	H	•	HO	H	P

\* Only available for Answer, Montage, and Kick segmented surfaces up to 48"H. Maximum width for all panels is 48" when applied vertically. These statements apply to both Steelcase and COM fabric.

Tip: Steelcase and COM fabric that is 54"W cannot be applied to Kick or Answer skins that are 53"H or higher.

Tip: For more detailed product information, refer to individual product line specification guides.

# Excluded and Transitional Surface Materials

## What are Excluded Surface Materials?

Excluded surface materials include popular hard surfaces and textiles from previous Steelcase surface materials programs. These surface materials are available to customers that have standardized on these finishes.

Finishes in the Excluded category may not be available across all materials or product lines. Please refer to the product specification guides for availability by product.

## What are Transitional Surface Materials?

This *Transitional* section contains surface materials that are being **maintained for existing customers only** and are likely to be phased out over time. It is expected that each of these Transitional items will enter the existing deletion process when and if a decision is made to discontinue production. These surface materials are indicated with a **■**. Surface materials that have a specific culling date are indicated with an **☒**, followed by the last order entry date. Please review the most recent culling announcement for materials identified for deletion as well as suggested alternative finishes. **New customers or existing customers with new projects should be selecting other surface materials.**

The idea is to give you—our customers, designers, specifiers, and dealers—additional time to prepare for change. With this kind of advance notice, we'll be able to help you:

- make smooth transitions to alternative selections
- avoid selections that may be phased out over time
- be more informed and confident about the long-term plans for our surface materials

### Excluded Surface Materials

High-Pressure Laminate	174
Low-Pressure Laminate	174
Wood	174
Plastic	174
Paint	174
Seating Upholstery	174
Vertical Surface Fabric	174
Steelcase Leather	174

### Transitional Surface Materials

Paint	175
-------	-----

### Transitional Edge Trim Finishes

	176
--	-----

# Excluded Surface Materials

## High-Pressure Laminate

### Fiber Laminate

- 2852 Tungsten Fiber **E**
- 2854 Vellum Fiber **E**
- 2862 Stucco Fiber **E**

### Solid Laminate

- 2722 Cream **E**
- 2811 Mist **E**
- 2HAD Green Citrine **E**

### Speckle Laminate

- 2820 Coffee Speckle **E**

### Woodgrain Laminate

- 2406 Clear Cherry **E**
- 2422 Medium Cherry **E**
- 2511 Winter on Maple **E**
- 25L1 Winter on Maple **E**
- 2592 Blonde on Maple **E**
- 2714 Natural Walnut **E**
- 2HWF Smoked Walnut **E**
- 2LWF Smoked Walnut **E**

## Low-Pressure Laminate

### Fiber Laminate

- 2L52 Tungsten Fiber **E**

## Wood

### Wood Finishes on Flat-Cut Natural Veneer

- 3412 Natural Cherry **E**
- 3752 Medium Walnut **E**

### Wood Finishes on Quarter-Cut Natural Veneer

- 3042 Ash **E**
- 3352 Medium Walnut **E**

## Plastic

### Systems Plastic

- 6001 Coffee **E**
- 6038 Blonde on Maple **E**
- 6041 Natural Walnut **E**
- 61AD Green Citrine **E**
- 6607 Woodrose **E**
- 6608 Driftwood **E**
- 6609 Smoke **E**
- 6612 Grey V2 **E**
- 6619 Ice **E**
- 6631 Cream **E**
- 6635 Dawn **E**
- 6650 Sodium **E**
- 6651 Tungsten **E**
- 6652 Titanium **E**
- 6653 Solar Black **E**
- 6659 Light Grey **E**
- 6681 Grotto **E**
- 6682 Cobblestone **E**
- 6686 Gold Dust **E**
- 6688 Steel **E**
- 6694 Slate **E**
- 6696 Sterling Metallic **E**

## Paint

### Textured Paint

- 7239 Midnight **E**

### Smooth Metallic Paint

- 4728 Nickel **E**
- 4798 Sterling Metallic **E**

## Seating Upholstery

### Price Group 1

#### Buzz2

- 5F04 Red **E**
- 5F06 Sky **E**

#### Jacks

- 5B61 Taupe **E**
- 5B63 Camel **E**
- 5B64 Pewter **E**
- 5B70 Midnight **E**

## Vertical Surface Fabric

### Price Group 1

#### Abacus

- P123 Portico **E**
- P124 Opus **E**
- P125 Cusp **E**
- P126 Artifact **E**

### Price Group 2

#### Bariolage

- G201 New Andante **E**
- G202 New Cantata **E**

#### Flip: Orbit

- 5F85 Mud Pie **E**

#### Flip: TexHex

- 5F75 Mud Pie **E**

## Steelcase Leather

### Price Group 1

- L107 Black **E**
- L207 Mahogany **E**
- L220 Soapstone **E**
- L221 Rocky **E**

**E** = Excluded

## Paint

### Price Group 1

#### Textured Paint

7278 Dark Bronze **10/27**

## Veneer

3064 Graphite Walnut, Flat Cut, Full Fill **10/26**  
 3084 Washed Walnut, Flat Cut, Full Fill **10/26**  
 3224 Clear Maple, Quarter Cut, Full Fill **10/26**  
 3292 Blonde On Maple, Quarter Cut, Open Pore **10/26**  
 3294 Blonde On Maple, Quarter Cut, Full Fill **10/26**  
 3304 Clear Walnut, Quarter Cut, Full Fill **10/26**  
 3314 Natural Walnut, Quarter Cut, Full Fill **10/26**  
 3354 Medium Walnut, Quarter Cut, Full Fill **10/26**  
 3364 Dark Walnut, Quarter Cut, Full Fill **10/26**  
 3374 Medium Mahogany On Walnut, Quarter Cut, Full Fill **10/26**  
 3384 Graphite Walnut, Quarter Cut, Full Fill **10/26**  
 3394 Black Walnut, Quarter Cut, Full Fill **10/26**  
 3404 Clear Cherry (Aged), Flat Cut, Full Fill **10/26**  
 3414 Natural Cherry, Flat Cut, Full Fill **10/26**  
 3424 Medium Cherry, Flat Cut, Full Fill **10/26**  
 3524 Clear Maple, Flat Cut, Full Fill **10/26**  
 3604 Desert Oak, Rift Cut, Full Fill **10/26**  
 3704 Clear Walnut, Flat Cut, Full Fill **10/26**  
 3714 Natural Walnut, Flat Cut, Full Fill **10/26**  
 3734 Black Walnut, Flat Cut, Full Fill **10/26**  
 3754 Medium Walnut, Flat Cut, Full Fill **10/26**  
 3764 Dark Walnut, Flat Cut, Full Fill **10/26**  
 3774 Medium Mahogany On Walnut, Flat Cut, Full Fill **10/26**  
 3544 Blonde On Maple, Flat Cut, Full Fill **10/26**  
 3592 Blonde On Maple, Fat Cut, Open Pore **10/26**  
 3GGX Zebrano Composite **10/26**  
 3JDX Oak Composite, Flat Cut **10/26**  
 3ZNX Night Cerused Oak Composite **10/26**

## Elmosoft Leather

L110 Maritime Blue **10/26**  
 L111 Midnight Blue **10/26**  
 L116 Midnight Blue **10/26**  
 L122 Truffle **10/26**  
 L133 Espresso **10/26**  
 L134 Ruby **10/26**  
 L139 Cinder **10/26**  
 L140 Garnet **10/26**  
 L143 Pecan **10/26**  
 L146 Russet **10/26**  
 L151 White **10/26**  
 L709 Sugar **10/26**  
 L711 Parchment **10/26**  
 L723 Storm **10/26**  
 L749 Beaver **10/26**  
 L750 Bluffstone **10/26**  
 L755 Peanut Butter **10/26**  
 L758 Mustard **10/26**  
 L762 Canvas **10/26**  
 L763 Macadamia **10/26**  
 L770 Cadet **10/26**  
 L772 Timberwolf **10/26**  
 L773 Chalice **10/26**  
 L775 Coyote **10/26**










**10/26** = Last order entry  
October 18, 2026

**10/27** = Last order entry  
October 17, 2027

# Transitional Edge Trim Finishes

## Answer Match Edge Trim Finishes for Universal Worksurfaces

Answer match finishes allow Universal Worksurfaces to be ordered with edge finishes that match the default edge colors of Answer.

<b>Order Finish</b>	<b>1 mm Plastic Edge Color</b>
6K00 	6041 Natural Walnut 
6K01 	6036 Medium Cherry
6K02 	6034 Natural Cherry
6K04 	6037 Winter on Maple
6K05 	6038 Blonde on Maple 
6K06 	6038 Blonde on Maple 

 = Transitional product

---

# Resources— The Fine Print

The Fine Print contains information you might want to know (but is not necessarily required to specify).

## **Cleaning and Care of Surface Materials**

Disinfecting Cleansers	178
Sustainable Cleaning Solutions	178
Vertical Surface Fabrics and Seating Upholstery	178
Leather Upholstery	178
Polyurethane Upholstery	179
Vinyl Upholstery	179
Acrylic	179
PET	179
Markerboard Writing Surfaces	179
Worksurfaces and Finishes	180

<b>Fabric Treatment</b>	<b>181</b>
-------------------------	------------

<b>Who To Call</b>	<b>182</b>
--------------------	------------

<b>Steelcase Textiles Cut Yardage Program</b>	<b>183</b>
---	------------

<b>Glossary</b>	<b>184</b>
-----------------	------------

# Cleaning and Care of Surface Materials

## Cleaning Your Products

For the most up-to-date resources pertaining to cleaning your products, please refer to <https://www.steelcase.com/cleaning-steelcase-products/>.

## Sustainable Cleaning Solutions

A variety of companies and groups assert that their cleaning products are better for humans and the environment than others. Steelcase has not evaluated all of these claims, but believes that Green Seal ([www.greenseal.org](http://www.greenseal.org)) is one good source for identifying sustainable cleaning solutions. Green Seal is an independent nonprofit organization with experience in certifying products and services that are sustainable. When searching the site, use GS-37 as the life cycle-based sustainability standard.

## Vertical Surface Fabrics and Seating Upholstery

Remove as much soil or staining material as possible by carefully vacuuming, brushing, or scraping with a dull instrument.

**Cleaning codes** apply only to the outer part of your fabric. Do not over-wet the fabric! If you do, you may damage the upholstery's filling materials. Special finishes or laminations, such as a protective coating (e.g., C-1™) or a flame-retardant treatment, may modify a fabric's cleaning code due to the adhesive type used in lamination (e.g., "WS" code may change to "S" or "W" code).

**W** – Clean only with water-based shampoo or foam upholstery cleaner. (Water-based cleaning agents are often sold as upholstery shampoo. They are usually sold as foams, concentrated liquids, and dry compounds. Do not over wet. Do not use dry cleaning solvents. Pile fabric may require brushing to restore its appearance. Remove cushion covers to launder.

**S** – Clean only with dry cleaning solvent. Do not saturate. Do not use water. Remove cushion covers to launder.

**WS** – Clean with a mild detergent shampoo, foam, or dry cleaning solvents. Do not saturate with liquids. Pile fabric may require brushing to restore its appearance. Remove cushion covers to launder.

**X** – Do not clean with either water or solvent-based cleaner. Use only vacuuming or light brushing.

### Cleaning Code W

Follow these directions for removing water-borne, non-greasy soil or stains (such as coffee, milk, soft drinks, fruit juices, washable ink, etc.):

- 1 Gently apply a water-based cleaner, that is specifically made for cleaning fabric, to the soiled area using a clean cloth or sponge, such as an upholstery shampoo.
- 2 Work the cleaner into a lather or foam, if possible, to minimize soaking the fabric. Using light brushing motions, work from the outside of the soiled area toward the center to prevent rings.
- 3 Allow fabric to dry completely, then vacuum thoroughly.

### Cleaning Code S

Follow these directions for removing oil-borne soil or stains (such as salad dressing, grease, lipstick, ball-point ink, etc.):

- 1 Gently apply a dry-cleaning fluid to the soiled area using a dampened, clean cloth or soft-bristle brush.
- 2 Using quick, light, rubbing or brushing strokes, work from the outside of the soiled area toward the center to prevent rings. Avoid soaking the fabric.
- 3 Gently blot with a clean, absorbent cloth to soak up and remove dampened soil.
- 4 Allow fabric to dry completely, then vacuum thoroughly.

### Large Areas

When large fabric areas must be cleaned, such as complete panels, it is recommended that you employ a professional cleaning firm that uses a dry-foam upholstery shampoo and an immediate wet pick-up vacuum system, that does not exceed 170F.

**Do not steam clean** or use other methods that soak or heat the fabric.

Regular and proper maintenance of your upholstery fabric permits less frequent cleaning.

Maintenance is routine, on-going care which reduces soil buildup on a fabric's surface. Maintenance also includes treating spots and stains promptly.

Vacuum regularly with a proper upholstery attachment to remove air-borne dust and lint thoroughly.

Clean periodically to remove accumulated grime and retain the fabric's original appearance as much as possible.

Clean protective arm covers and head rests so they do not look different from the rest of your upholstery. Promptly treat spots and stains. (An International Fabricare study confirmed the detrimental effects of allowing stains to age, when they could have been successfully removed, if treated immediately. After one week, 20% of stains could not be removed. After 3 weeks, 50% of stains could not be removed. If stain has oxidized, or totally hardened, it forms an insoluble product that cannot be removed). Turn and rotate loose cushions to equalize wear and soiling.

## Leather Upholstery

Dusting with a clean, dry cloth is the recommended routine cleaning method for an aniline-dyed, full-grain leather. For spots and spills, wipe excess liquid immediately and let air dry. If necessary, use lukewarm water and mild non-detergent soap, work into a thin lather with a soft cloth, rinse with clean water, and buff to restore luster. The use of any other product could cause reactions with the solvent-free chemicals used in the tanning process.

Part of leather's unique appeal is the sophisticated aging process that occurs over time. Soft, comfort wrinkles can appear upon use and are considered common. Comfort wrinkles are a normal characteristic of leather and are part of the natural qualities and softness that leather provides. Leather has naturally occurring markings from the everyday activities of an animal's life and as a result, some of these markings can show on an upholstered chair. These markings are what give each chair unique character and premium quality.

### Polyurethane Upholstery

For regular maintenance, use lukewarm water and mild soap to remove most soil and stain. Do not over-saturate the material with water.

For stubborn stains, remove as much soil or staining from the material as possible by carefully vacuuming or brushing with a dull instrument. Lift most stains with an alcohol-based cleaner. Thoroughly rinse all cleaning solution residue with water and let air dry. To remove ballpoint pen, address the stain immediately by wiping with isopropyl alcohol (rubbing alcohol). Not all ink stains can be removed.

Never use furniture polishes, oils, solvents, varnishes, abrasive cleaners, or solutions of ammonia and water on polyurethane.

### Vinyl Upholstery

Clean the soiled area with mild soap and water; then rinse with fresh water and wipe dry with clean cloth. For more difficult stains, wipe affected area with a soft cloth or soft bristle brush using a non-abrasive cleaner, for example, Formula 409 or Fantastik. Rinse with fresh water and wipe dry.

Never use furniture polish, oils, varnishes, abrasive cleaners or ammonia. Isopropyl Alcohol (70%) can be used to remove the most difficult stains that cannot be removed with soap and water. It is important to rinse the cleaned area with fresh water after applying the alcohol solution.

### Acrylic

Dust with a soft, damp cloth or chamois. Clean only with mild soap, detergent and water, or Pledge. **Do not** use window-cleaning fluids, scouring compounds, gritty cloths, leaded or ethyl gasolines, or strong solvents such as alcohol, acetone, carbon tetrachloride, etc. To remove tar, grease, paint, etc., use naphtha or kerosene. Rinse well and dry with a soft, damp cloth or chamois. Polish acrylic by applying a thin, even coating of automobile paste wax with a soft cloth. Do not use a cleaner-wax combination. Remove minor surface scratches by waxing. Remove deeper scratches by sanding lightly with 400-grit, “wet or dry” sandpaper and buffing with a clean, muslin wheel dressed with a good grade of fine-grit buffing compound. A ¼" electric drill with a 4" buffing wheel has sufficient RPMs. Buff lightly with a clean cotton flannel or jersey cloth.

Avoid aromatic solvents and abrasives. Acrylic is combustible, so observe fire and safety procedures appropriate for compatible forms of wood. Do not expose to excessive heat or flame.

### PET

To clean a PET surface, begin by gently brushing and vacuuming to see if the stain material can be removed, and if not follow our method for cleaning seat cushions (see video tutorial <https://www.steelcase.com/cleaning-steelcase-products/#how-to-sanitize-your-steelcase-products>) using a mild detergent solution and a wet vac. Blotting a porous surface like PET is generally not successful as the stain and cleaning agent needs to be lifted out of the material.

### Markerboard Writing Surfaces

Use dry erase markers only. Remove dry-erase markings with a markerboard eraser or soft cloth as often as possible. Change erasers, as they become dirty. Dirty erasers will leave ink residue on the surface.

For daily cleaning, or as needed, use a dry erase cleaner, or a non-abrasive household cleaner, such as glass cleaner. This may be done with a soft cloth or sponge. Dry the surface with a soft cloth prior to writing. All markings should be removed weekly.

#### Caution:

- Do not use permanent markers on markerboard surfaces. In the event a permanent marker is used, removal of markings may be attempted by using dry erase cleaner, or by writing over the marking with a dry erase marker and erasing with a markerboard eraser or soft cloth.
- Do not use abrasive cleaners or solvent type cleaning solutions, such as Ketones (Acetone, MEK, etc.) lacquer thinner, nail polish remover, etc. because they may remove the finish from the markerboard surface.

#### Cleaning Instructions for Answer Markerboard Skins:

- 1 Use clean dry eraser or microfiber cloth to remove as much ink as possible.
- 2 Use Expo cleaner or other markerboard cleaner with microfiber cloth. If the markerboards are used daily, cleaning may be required 2-3 times a week.
- 3 For heavily used boards and persistent markings, clean with 91% Isopropyl Alcohol (IPA) with a microfiber cloth. It is recommended that the markerboard skins be cleaned with 91% IPA once a week.  
*Tip: Use of household cleaners on Answer markerboard skins is not recommended.*

### Worksurfaces and Finishes

#### For all laminate tops, painted and plated metals, and plastics

Wiping with a damp cloth will remove general soiling and water-borne stains. If needed, use a hard-surface, all purpose cleaner such as Formula 409, Fantastic, Top Job, or Mr. Clean. Follow the manufacturer's instructions for general purpose cleaning. To prevent staining, ink should be removed as soon as possible. Do not use paint thinners, naphtha, or solvent-based fluids. To fill scratches in woodgrain laminate tops, use an oak, walnut, or mahogany putty stick which can be purchased at paint supply and hardware stores.

Clean metal finishes with a non-abrasive cleaner. Apply the cleaner sparingly, making sure that it does not come into contact with any wood surface. Wipe the hardware dry with a clean, soft cloth.

#### Protecting Wood Surfaces

Use desk pads and coasters to help protect the finish against dents, scratches, moisture and hot and cold liquids. Do not use desk pads that have plastic backing. Use felt or leather pads on the bottoms of office equipment and accessories. Periodically move desk accessories and other objects kept on the worksurface to ensure even aging. Lift objects when you move them, instead of pulling or pushing them across the surface, to avoid scratching the surface. Avoid leaving vinyl binders on worksurface for long periods. If you use a protective glass top, insert felt pads between the glass and the worksurface, to create an air space and allow the wood to breathe. Keep your furniture away from direct sunlight. Avoid extreme temperatures and humidity. Maintain temperatures between 60 and 80 degrees Fahrenheit and humidity levels between 30 and 50 percent.

### Cleaning Wood Surfaces

Keep a supply of soft, clean, absorbent cloths handy for wiping up spills and regular dusting. To dust, wipe with a slightly damp, soft cloth, using another soft cloth to dry. Always wipe the surface in the direction of the woodgrain. Use a quality cleaner or flax soap formulated especially for use on wood surfaces. Do not use oils or ammonia. Dilute the cleaner as directed by the manufacturer. Dampen but do not saturate a soft cloth with the diluted cleaning solution. Wipe the surface in the direction of the woodgrain to remove dirt and fingerprints. Wipe the surface clean with a soft, dry cloth. Quality spray wax may be applied sparingly twice a year. Excessive waxing may result in a wax build-up which feels sticky and attracts an unusual amount of dirt. For information about how to remove this wax, contact your facilities department or Steelcase dealer. Wood is a "forgiving" material which can usually be repaired. If your worksurface is damaged, call your facilities department or Steelcase dealer.

### Maintenance Contract

Many Steelcase dealers offer maintenance contracts for your convenience. Contact your dealer for more information.

## Soil Retardant—Steelcase Surfaces

Soil retardants are treatments that provide long-term soil and stain resistance to a fabric without affecting the shade or integrity of the fabric.

The following Steelcase Textiles are available pre-treated with soil retardant. (You do not need to select the soil retardant option for these fabrics and incur an upcharge.)

Jacks  
Link  
Spyder

Soil retardant treatment is available on other Steelcase seating fabrics at an additional upcharge. To order this option, please select “Soil Retardant Treatment” under “Optional Accessories”. For soil retardant availability, see the *Seating Upholstery Technical Information*.  
▶ See page 140

## Soil Retardant—Select Surfaces

For soil retardant treatment on Designtex patterns in the Select Surfaces offering, go to the Designtex section at [steelcase.com/surface-materials](http://steelcase.com/surface-materials), under Select Surfaces.

## Soil Retardant—COM

For soil retardant treatment on COMs, please select “Soil Retardant Treatment” under “Optional Accessories.” Minimums or additional yardage may be required. Please contact the vendor directly for specific information. Extended leadtimes may be necessary for this service.

## Contact

For Steelcase fabrics, contact your Steelcase Sales Service representative at 1.888. STEELCASE (1.888.783.3522) or send an e-mail to [lineone@steelcase.com](mailto:lineone@steelcase.com). For Designtex fabrics, contact your local Designtex sales representative at 1.800.221.1540.

# Who To Call

This list lets you know who to call when you have questions concerning specific programs:

## Steelcase Textiles Cut Yardage

Contact a Steelcase Textiles cut yardage administrator for the following information regarding the purchase of Steelcase Textiles by the yard: (cut yardage is available for purchase in full yard increments only)

- Ordering procedures

Phone: 616.475.2426

Questions regarding your cut yardage purchase orders should be asked of your Steelcase SFT Representative.

## Designtex

Contact Designtex for the following information:

- Samples of Designtex fabrics
- Designtex products

Phone: 1.800.221.1540  
212.886.8179

Web: [Designtex.com](http://Designtex.com)

## Mailing address

Designtex  
New York, NY  
200 Hudson Street  
9th Floor  
New York, NY 10013  
212.886.8100  
[info@designtex.com](mailto:info@designtex.com)

## Gabriel

Contact Gabriel for the following information:

- Samples of Gabriel fabrics
- Gabriel products

Phone: +45.9630.3100

Web:

[http://www.gabriel.dk/textiles/steelcase\\_select/](http://www.gabriel.dk/textiles/steelcase_select/)

## Kvadrat

Contact Kvadrat for the following information:

- Samples of Kvadrat fabrics
- Kvadrat products

Phone: +45.8953.1831

Web: [www.kvadrat.dk](http://www.kvadrat.dk)

Email: Marianne Ankjaer Nielsen at [man@kvadrat.org](mailto:man@kvadrat.org)

## Fabric Treatment

Contact your Steelcase Sales Service Representative:

Phone: 1.888.STEELCASE (1.888.783.3522)  
or send an e-mail to [lineone@steelcase.com](mailto:lineone@steelcase.com).

## Other Questions

If you have a problem, question, or request, call your local dealer or Steelcase at 1.888.STEELCASE (1.888.783.3522) or send an e-mail to [lineone@steelcase.com](mailto:lineone@steelcase.com), for immediate action by people who want to help you. Outside the U.S.A., Canada, Mexico, Puerto Rico, and the U.S. Virgin Islands, call 616.247.2500. For information about Steelcase, the name of your nearest Steelcase dealer, or for product literature, call 1.800.333.9939, or visit our website at [steelcase.com](http://steelcase.com).

Steelcase Textiles are available for purchase by the yard, in addition to being ordered on Steelcase products. All orders can be placed through Hedberg. The most current dealer/price list can be found on *village.Steelcase.com* under Surface Materials Program, Textiles.

## Ordering Procedure

### When Placing an Order

Please provide the following information to place an order:

- Specify fabric part number and color number from the SCY catalog
- Yardage required (Fabric is sold only in full yard increments. Leather is sold by the square foot.)

### Order Information

Dealer prices are your net cost. This price list gives the approximate size of the repeat. Allowance for slight variations should be made when calculating yardage requirements. Discontinued items not appearing in this price list may still be in stock in limited quantities. Larger orders may be available on a special order basis. Selected fabrics and/or leathers are sold on a non-cancelable basis.

### Shipping Information

Cut yardage orders are dependent on inventory volumes, so leadtime will vary. If stock is available, your cut yardage order will ship in a 10 day leadtime, observing a service parts schedule. Please check order status on the Village for shipping information or use Webtracks. There is no freight cost for cut yardage orders unless specific shipping terms are requested.

### Terms and Conditions

Terms are 1% per 15 days, net 30 days. No discounts are allowed on freight or sales taxes. If your order has been cut or shipped, cancellations cannot be accepted. Subsequent restocking charges of up to 35% are applicable on all cancellations or returns. It is the customer's responsibility to determine code compliance confirmation if a product is ultimately used in a way other than it was originally intended to be used by Steelcase Textiles (e.g., upholstery fabric used as a wallcovering).

### Returns

No returns will be accepted without a written authorization. All claims must be submitted via LASER. Claims will not be accepted on any merchandise which has been cut or processed in any way by the purchaser or purchaser's agent. Claims for reasons other than Steelcase Textiles' responsibility, if accepted, are subject to a restocking charge of 35%. The party returning the product is responsible for arranging the return of the product and all associated freight costs. Leather orders are non-cancelable and hides cannot be returned. Credit will not be issued unless the fabric is received within 30 days of the date of written authorization. Under no circumstances will cuts of less than 10 yards be accepted for return.

### Canadian Pricing

The Canadian Dealer prices listed are in Canadian dollars, and are all inclusive. These prices include freight, duty, and brokerage fees.

## Contact

### International Destinations

Orders destined for ports of embarkation or for destinations outside Canada or the United States, please contact Steelcase International at:  
Phone: 616.246.4700  
Fax: 616.246.4040

### Contact Information

Steelcase Textiles  
Phone: 616.475.2426

# Glossary

Words in bold type are also defined in the glossary.

## **Abrasion resistance**

The ability of a textile or other surface material to withstand rubbing and abrasion without loss of original color or other physical properties.

## **Abrasion tests**

Tests performed on surface materials, usually textiles, to determine their resistance to rubbing, abrasion, scuffing and other forms of wear. Steelcase textiles are tested with the Wyzenbeek and Taber abrasion tests.

▶ Page 130

## **Absorbency**

A measurement of a textile's ability to absorb liquid, in terms of both the amount that can be absorbed and the rate of absorption.

## **Across roll pattern cutting**

When a fabric is used horizontally from the roll for pattern cutting.

## **Anti-microbial**

Having the ability to inhibit the growth of, or destroy, microorganisms.

## **Application direction**

The direction the fabric will appear once applied to Steelcase products (i.e., warp vertical or warp horizontal).

## **Backing**

A material or coating on the back of a textile that reduces fraying, **raveling** or slippage and helps the textile retain its shape.

## **COM or Customer's Own Material**

Steelcase chairs may be ordered with any special fabric of the customer's choice that meets basic requirements of size and manufacturing applicability.

▶ Page 155

## **Commercial match**

A match or slight variation from product to product. This means that production materials may vary slightly in color, texture, and finish.

## **Composite veneer**

An engineered veneer intended to create consistent grain patterns and characteristics.

## **Crêpe**

A woven textile without a visible **pattern repeat** that has a pebbled or grained surface.

## **Crocking**

The transfer of color or dyes from one surface to another by abrasion.

## **Crossover**

The availability of a color in different surface materials (or commodities); also the availability of a color or a surface material on different product lines.

## **Customiz**

Customiz is a program that allows the customer to create a unique color on a specific surface material.

## **Custom color**

A color created in a surface material to meet a customer's specific needs. Only certain surface materials can be custom colored.

▶ Page 160

## **Cutting direction**

The way pattern pieces are cut from a roll of fabric (i.e., vertically or horizontally across the roll).

▶ Page 169

## **Cut yardage program (Steelcase Textiles)**

Steelcase fabrics can be purchased for use in refurbishing, coordination with other furnishings in an environment of products, or application to competitive products through the Steelcase Textiles program.

▶ Page 183

## **Dobby pattern**

A woven textile with a small-scale **pattern** produced on a doobby loom.

## **Down-roll pattern cutting**

The fabric is used vertically from the roll for pattern cutting with selvages left and right. The fabric is used in the direction that it is woven. The same as **woven way** or **warp vertical**.

## **Edge band**

Material applied to the edge of a table or worksurface.

## **Fabric treatment**

Application of chemicals to a textile surface to improve stain resistance, fire retardancy, abrasion resistance, or other characteristics.

▶ Page 181

## **Filling (weft)**

The horizontal threads of a woven fabric.

## **Fire resistance**

The ability of a material to resist ignition and burning when exposed to flame.

## **Fire retardant chemical**

Chemical or chemical compound for which a functional use is to resist or inhibit the spread of fire that is present in any covered product.

## **Flat cut or flat sliced**

A veneer cutting technique that produces a **cathedral grain** pattern. A simple method of making flat, level cuts through the lengths of the veneer log.

## **Grade level**

Another term for **price group**. Steelcase textiles are available in a range of grade levels.

## **Grain**

A description of patterns made in veneer by the wood fibers. Patterns are created by the direction, size, arrangement, color contrast, and quality of the fibers.

## **Hand**

A description of the way a textile feels to the touch and the way it drapes.

## **Hue**

A description of a color's classification such as red, orange, yellow, green, blue, or violet.

## **Jacquard weave**

A textile produced on a jacquard loom. This loom permits each warp thread to be manipulated independently, allowing it to produce textiles with a broad variety of weave patterns and designs.

## **Laminates**

Durable materials that are applied to worksurfaces in order to achieve a smooth surface for a variety of tasks. Laminates can be applied to several surfaces in the office environment.

**Lightfastness**

The ability of a color to remain true and unfaded after exposure to light.

**Memo**

A 7" x 8" surface material textile sample.

**Natural veneer**

Veneer that comes directly from the unprocessed log. Grain patterns are the result of natural tree growth.

**Palette**

A given range or a set of colors developed for a specific purpose.

**Pattern**

A design that is woven into the structure of the textile or applied after weaving by dyeing or printing.

**Pattern repeat**

The measurement, in length and width, of a single unit of a repeating pattern.

**PerfectMatch**

A program that allows the customer to create a custom paint color for Steelcase products.

► Page 159

**Piece dye**

The process used to dye fabric after it is woven.

**Pilling**

A form of textile wear in which abraded fibers roll up and appear as small balls on the surface of the textile.

**Plain weave**

A textile produced using the simplest weave formation. A one up one down warp and filling weave arrangement creates a very simple, plain fabric.

**Price group**

All Steelcase fabrics are arranged in price groups. They range from price group one through price group ten. Price group one is the least expensive and price group ten the most. The price group of a fabric is based on the cost to manufacture it.

**Quarter cut**

A veneer cutting technique that produces a straight grain pattern.

**Railroaded pattern cutting**

When the roll of fabric is horizontal for cutting, with selvages at the top and bottom. If you think of railroad tracks, the selvages represent the long rails, and the ties represent the width of the fabric.

**Rift cut**

A veneer cutting technique that produces a comb-like straight grain pattern.

**Seating upholstery, seating textiles, and seating fabrics**

Textiles and other materials that are appropriate for use on seating, including both woven and non-woven (leather and vinyl) upholstery.

**Soil retardant treatment**

A coating or other treatment applied to a fabric to improve soil and stain resistance.

► Page 181

**Solid laminate**

Laminate that is a single color without a pattern.

**Speckle laminate**

Laminates with a subtle, random pattern made up of tiny dots of color in varying color values.

**Strength**

The ability of a textile or yarn to withstand stress without breaking.

**Surface material**

Any material that can be specified for application to Steelcase products in order to achieve an aesthetic effect. Steelcase surface materials include paint, laminate, wood, vertical surface fabrics, seating upholstery, systems plastics, seating plastics, seating coating, metals, and other finishes.

**Surface Materials Binder Set**

Binders containing surface material specification tools. The set includes the Hard Surfaces, Steelcase Textiles Vertical Surface Fabrics, and Steelcase Textiles Seating upholstery Binders.

**Swatch**

A sample of a surface material that is used as a specification tool and/or on presentation boards.


**Taber**

A test that establishes whether textiles meet or exceed industry standards for wear. The Taber Abrasion test is used for both seating upholstery fabrics and vertical surface fabrics. The test measurement is given in cycles, which indicate how many abrasive revolutions can be applied to the fabric before the first yarn bundles, or fibers, begin to break. Steelcase fabrics are tested with both the Taber test and the **Wyzenbeek** test to meet all industry standards.

► Page 130

**Textile**

A material that can be used as seating upholstery or for vertical surface applications. In the Steelcase Surface Materials Program the words textile and fabric are used interchangeably.

**3" x 3" sample**

A three inch square sample of a hard surface material that can be used for specification or on presentation boards.

**Transitional category**

Transitional surface materials are being maintained for existing customers and are likely to be phased out over time.

**Tweed**

A woven textile characterized by mixed colors and a textured surface caused by the novelty yarns used to make tweed fabrics.

**Twill**

A woven textile with a distinct diagonal pattern.

**Ultraviolet (UV) stability**

The fade-resistance of a textile or finish.

**Value**

The relative lightness or darkness of a color.

**Veneer**

A thin layer of fine wood that is used as the outer surface material to achieve a wood effect.

**Vertical surface fabric**

A fabric suitable for use on furniture panels and other vertical surfaces, such as tackboards.

**Warp**

The vertical threads of a woven fabric.

**Weaving**

The process of making textiles using a loom. **Filling** (horizontal) threads are run over and under warp (vertical) threads to make a length of woven textile. **Patterns** can be created by using the yarns in different sequences.

**Weight**

Measurement of textile weight is given in ounces per linear yard and represents the weight of one linear yard of fabric expressed in ounces.

**Woodgrain laminates**

Laminates that duplicate the colors and patterns of wood veneer.



**Woolen**

Yarns characterized by bulkiness and softness, created by spinning fibers together using the woolen spinning system.



**Worsted**

Yarns characterized by smooth surfaces and luster, created by spinning together long fibers using the worsted spinning system.

**Wyzenbeek**

A test that establishes whether textiles meet or exceed industry standards for wear. The Wyzenbeek Abrasion test is primarily for seating upholstery fabrics, but it can also be used to test vertical surface fabrics. The test measurement is given in double rubs, which indicate how many abrasions can be applied to the fabric before it begins to show loose threads or other signs of obvious wear. Steelcase fabrics are tested with both this method and the **Taber** Abrasion test, to meet all industry standards.

▶ Page 130

**Yarn**

Fibers twisted (plied) into a single, continuous thread.

**Yarn dyeing**

The dyeing of yarns before weaving, which makes it possible to create multicolored textiles.



# Trademark List

™/® The following is a non-exhaustive list of trademarks and registered trademarks for products of Steelcase Inc. or one of its related corporate entities: Agree, Airtouch, Aisla, Alight, Amia, Answer, Apprise, Aspekt, Avenir, Await, B-Free, Ballet, Bassline, Bindu, Bivi, Bix, Bottomline, Brody, Buoy, Cachet, Campfire, Capa, CF Series, CG\_1, Chord, Circa, Clipper, Cobi, Collaboration, Convene, Coupe, Cura, Currency, dash, Divisio, Duo, E-Table 2, Edge Series, Elbrook, Elective Elements, Embold, Empath, Everwall, Exponents, Folio, FrameOne, Gesture, Groupwork, Host, Hosu, i2i, Jenny, Kart, Kathryn, Kick, Lagunitas, Leap, Leela, LessThanFive, LiveBack, LiveSeat, Mackinac, Marien152, Max-Stacker, media:scape, Migration, Millbrae, Mineral, Mitra, Montage, Montara650, MoreThanFive, Move, Node, Ocular, Ology, Opus, Paperflo, Passerelle, Player, Pocket, Potrero415, QiVi, Radia, Regard, Relay, Reply, Ripple, Roam, Sarto, Scoop, Sebastopol, Senti Series, Senza, Shortcut, Sidewalk, Siento, Sieste, SILQ, Soffio, Sorrel, SOTO, Steelcase Eclipse, Steelcase Flex, Steelcase Karman, Steelcase Relay, Steelcase Rise, Steelcase Series, Surround, SW\_1, Switch, Sync, Tava, Tenor, Think, Thoughtful, Thread, Together, Train, Trees, Turnstone, Umami, Underscore, V.I.A., Verb, Verge, Verlay, Victor2, Visalia, WorkValet, and X-tenz.

™/® The following are trademarks or registered trademarks of AMQ Solutions, LLC: 3F, Activ, Amobi, Bixby, Bodi, Cluvo, Concur, Embank, FL-X, Iline, Jaku, Kinex, Personality Plus, Revi, S-Series, Siya, Tektis, Tizu, Uptake, and Zilo.

™/® The following are trademarks or registered trademarks of Orangebox Ltd., Cardiff, UK: Air3, Aspect, Avi, Away from the Desk, Border, Campers & Dens, Coppice, Cubb, Kirm, On the QT, Ramsey, Skomer, Sully, Track-B, and Vale.

™/® The following are trademarks or registered trademarks of Viccarbe Habitat, S.L.: Aleta, Cambio, Designed in The Sun, Foro, Funda, Holy Day, Kelly, Last Minute, Noha, Savina, Sistema, Sistema, Viable, and Wrapp.

® The following are registered brands of Steelcase Inc. and its family of companies: Steelcase, AMQ, Coalesse, Designtex, Halcon, Orangebox, Smith System, and Viccarbe.

® The following registered trademarks are under license from AWI Licensing Company, Dover, DE: SoundScapes, DuraBrite, BioBlock, and Armstrong.

® The following registered trademarks are under license from Byrne Electrical, Rockford, MI: Interport, Mini-Port, Axil Z, and Ellora.

® The following is a registered trademark of DuPont, Wilmington, DE: Corian.

® The following is a registered trademark of Genlyte Thomas Company, Louisville, KY: Lightolier.

® The following is a registered trademark of Hilti Corporation, FL-9494 Schaan, Principality of Liechtenstein: Hilti.

® The following is a registered trademark of Leviton Manufacturing Company, Little Neck, NY: Decora.

® The following is a registered trademark of Mechanical Plastics Corp, Elmsford, NY: Toggler.

® The following is a registered trademark of Microsoft Corporation, Redmond, WA: Microsoft.

® The following are registered trademarks of Orangebox Ltd., Cardiff, UK: Orangebox.

® The following is a registered trademark of Panduit Corporation, Lockport, IL: Panduit.

® The following is a registered trademark of Trav (Press), Cuneo, Italy: Assisa.

® The following is a registered trademark of Virtual Ink, Boston, MA: mimioActive.

® The following registered trademarks are under license from Wilkhahn Furniture Products: Avera, Senzo, Versal, and Wilkhahn FS.

® The following are registered trademarks of Polyvision Corp: Flow, Motif, Polyvision, Sans, and Serif.

® The following is a registered trademark of Wilsonart International, Temple, TX: Chemsurf.

® The following is a registered trademark of Wiremold, West Hartford, CT: Wiremold.

® The following is a registered trademark of EMU Group S.P.A., Perugia, Italy: EMU.

® The following is a registered trademark of Security People, Inc.: Digilock.

® The following are registered trademarks of Natural Capital Partners Europe Limited: CarbonNeutral and the CarbonNeutral Certified logo.

™ The following is a trademark of Microsoft Corporation, Redmond, WA: Windows.

™ The following is a trademark of Rodman Industries, Inc., Oconomowoc, WI: ResinCore1.

™ The following is a trademark of Ultrafabrics, LLC, Elmsford, NY: Ultraleather.

™ The following trademarks are under license from Wilkhahn Furniture products: Cana, Linus, Logon, Picto, Range, Stitz, Thema, Timetable, and Tubis.

™ The following trademarks are under license from Walter Knoll: Andoo, Bob, Lazlo, Lox, Ribbon, and Together.

™ The following trademarks are under license from PP Mobler: Bar and Flag Halyard.

™ The following trademarks are under license from Carl Hansen: Elbow, Paddle, Shell, Wing, and Wishbone.

™ The following trademarks are under license from Cambridge Sound Management, LLC Cambridge, MA: QtPro Soundmasking, Qt Quiet Technology, and Sonet Qt.

™ The following is a trademark of Electri-Cable Assemblies, Shelton, CT: Interact.

™ The following is a trademark of Clestra Hauserman: IRYS.

™ The following is a trademark of Wiesner-Hager Möbel GmbH: Nooi.

™ The following are trademarks of Polyvision: Accord, a3, e3, Boundri, and Nota.

™ The following is a trademark of Bostock Company, Inc: SnapCab.

™ The following is a trademark of Williams-Sonoma, Inc: West Elm.

™ The following is a trademark of Elena Marquina Testor: nanimarquina.

™ The following is a trademark of Forbo International SA: Forbo.

Trademarks used herein are the property of Steelcase Inc. or their respective owners.