



IM#: 12-0001979

Node®
seating

Steelcase®

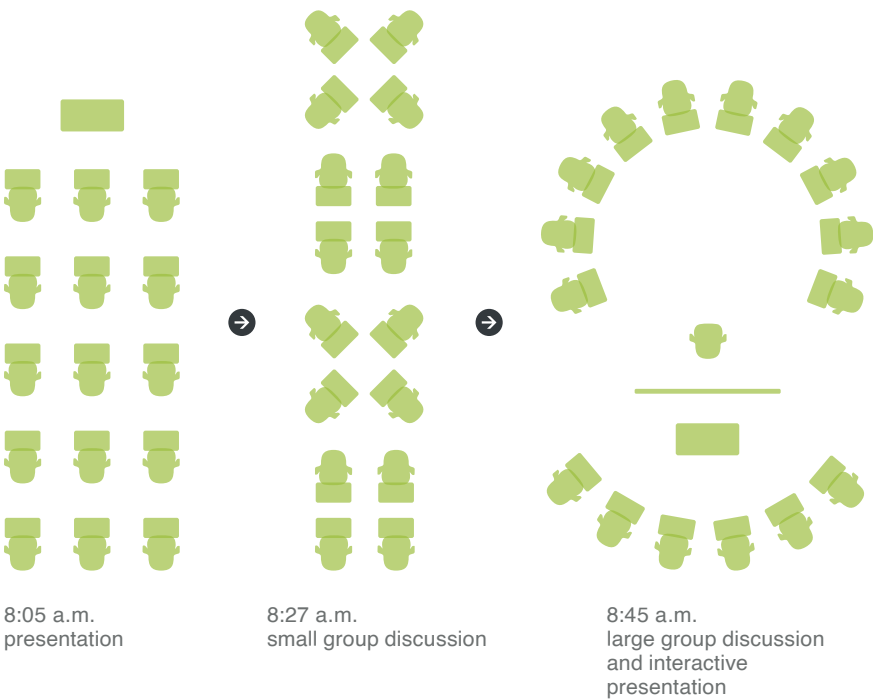


VERSATILE SEATING

The benefits of Node aren't confined to the classroom. Today's workplace also thrives on collaboration, transition, and movement—qualities integral to the design of Node. So no matter where you are—the lobby, the training room, or the lab—discover the chair that goes anywhere you work.

MOVE. STORE. FIT.

Designed by Steelcase Design Studio in collaboration with IDEO, Node allows you to move freely and create dynamic spaces. In a meeting, a space can easily be shifted from presentation to team-based activities and back again. A chair so thoughtfully designed can be summed up with three simple words: move, store, fit.



MOVE.
Node with worksurface is shown above in various room configurations.



STORE.
Mobile workers need a place to store bags and personal items that otherwise would sit on the floor.



FIT.
Not all workers are the same. The Node chair's worksurface was designed to accommodate both left- and right-handed users, and to provide a place for laptops, tablets and notebooks.



LEARNING SPACES

A space shouldn't dictate the quality of a presentation. Knowing this, Node is designed with a mobile base allowing the space to be easily arranged into presentation mode, group mode and back again.

LOBBY AND CAFE AREAS

Node makes a strong first impression with its clean lines and range of vibrant colors. And its unupholstered frame means it's durable and easy to maintain in high-traffic areas.



IM#: 18-0113739 | SM: NODE STUDENT COMMONS



TOUCHDOWN SPACES

Available in both chair and stool heights, Node enables workers to touchdown, chat, and work in short stints. And because Node fits comfortably in small spaces, collaboration isn't constrained by limited floor space.




HEALTHCARE


Quick cleanup paired with ease of mobility are healthcare essentials. Node allows fast-paced workers to get comfortable quickly with a single adjustment of seat height. And its bright colors are a welcome addition to an otherwise sterile environment.

STATEMENT OF LINE


NODE CHAIR OPTIONS




tripod base with work surface and casters




tripod base with-out work surface, with casters



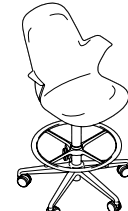
tripod base with-out work surface, with glides



five-star base with work surface




five-star base without work surface




five-star stool


NODE MID-BACK CHAIR OPTIONS




tripod base with work surface and casters




tripod base with-out work surface, with casters




tripod base with-out work surface, with glides



five-star base with work surface



five-star base without work surface



five-star stool

DIMENSIONS

item	tripod base	five-star base	five-star stool
seat depth	16 9/16"	16 9/16"	16 9/16"
seat depth for mid-back	15 1/2"	15 1/2"	15 1/2"
maximum seat width	19 1/2"	19 1/2"	19 1/2"
seat height from floor	18 1/4"	15 7/8" to 21 7/8"	23 7/8" to 31 7/8"
back height from floor (not seat)	35"	33 1/4" to 38 1/2"	40 7/8" to 48 1/4"
back height from floor (not seat) for mid-back	31 1/4"	28 7/8" to 34"	37 1/8" to 44 1/2"
width	23 3/4"	23 3/4"	27 1/4"
worksurface size	22 1/4" x 12"	22 1/4" x 12"	22 1/4" x 12"
worksurface depth adjustment	7 1/4" to 15"	7 1/4" to 15"	7 1/4" to 15"
maximum width between arms	20 1/8"	20 1/8"	20 1/8"
worksurface height from floor	28 1/2"	N/A	N/A

COMPONENTS

Flexible seat. Flexible seat with simple adjustments keeps people comfortable in a variety of postures.

Easy maintenance. Comfort without upholstery means easy maintenance.

Open seat design. Open seat design offers easy access, while arms serve as bag or purse hooks.

Swivel seat. Swivel seat keeps open sight lines.

Casters. Casters lend mobility for quick, easy transitions between configurations.

Cupholder. Optional cupholder frees up worksurface area for analog resources and technology.

Base. Base keeps bags and personal belongings out of the aisle.

Personal worksurface. Personal worksurface is adjustable, non-handed, and large enough to support digital and analog resources.

Tablet stand. Tablet stand supports all top-selling tablets and smartphones in both portrait and landscape positions, making content easy to view and freeing up space on the worksurface for other materials.

Steelcase warranty. Steelcase warranty with elevated durability testing makes Node an easy choice.

SURFACE MATERIALS

Chair colors

sterling dark solid (6059)

wasabi (6335)

arctic white (6009)

lagoon (6BD6)

saffron (6BD7)

honey (6BD5)

sea salt (1ATJ)

platinum (6249)

black (6205)

jazz blue (6336)

chili (6338)

peacock (6BD2)

olivine (1ATH)

merle (7360)

Paint palette

champagne metallic (4750)

black (0835)

Tripod base

element (6337)

platinum solid (6249)

near black (6295)

Worksurface

platinum solid (6249)

seagull (6053)

sand (6654)

element (6337)

near black (6295)

Colors are representative and may vary slightly from actual material.

For further options, visit us online.

SUSTAINABILITY

PEOPLE. PLANET. PROFIT.

By rethinking our business systems and designing our products to avoid negative impacts on humans and the environment, we contribute to a sustainable future for the planet and its people. We commit to advance our practices through continuous learning and building partnerships with our customers, business partners and environmental thought leaders to optimize our performance and contribute to the science and practice of sustainability.

TO FIND OUT MORE, VISIT
WWW.STEELCASE.COM/SUSTAINABILITY

PRODUCT ENVIRONMENTAL CERTIFICATIONS

- MBDC’s Cradle to Cradle™ Silver certification
- BIFMA level™ 2 certification
- Indoor Advantage™ Gold from Scientific Certification Systems



Call 1.888.783.3522 or visit steelcase.com



Item #14-0000284 4/22 ©2022 Steelcase Inc. All rights reserved. All specifications subject to change without notice. Trademarks used herein are the property of Steelcase Inc. or of their respective owners. Cradle to Cradle is a registered trademark of MBDC, level is a trademark of BIFMA and Indoor Advantage is a trademark of SCS. Printed in U.S.A. FSC certified.