

Wood Casegoods and Tables Specification Guide



Availability

Electronic price list updated with release 184.G (U.S.) and 148.G (Canada), dated August 21, 2017.

Spec News is available on village.steelcase.com. Search Steelcase Marketing Resources (Adstock) and download the current release's Spec News.

Tip: Steelcase Marketing Resources is a new global platform for ordering Steelcase marketing materials that replaces Adstock.

View or download Steelcase Specification Guides at <http://www.steelcase.com/en/resources/design/spec-guides/pages/specguides.aspx>.

Transitional products in this specification guide are **maintained for existing customers only** and are likely to be phased out over time. These products are indicated with a . Products that are scheduled to be culled are indicated with an , followed by the last order entry date.

Surface Materials

The surface materials team has announced the launch of the Finish Library, found at <http://finishlibrary.steelcase.com>.

► For a list of all trademarks, refer to the last page of this specification guide.
© 2017 Steelcase Inc.



For Canadian Pricing

Canadian factor can be found at steelcase.com/CADpricing.

Calculate in the following order to avoid rounding errors:

- Multiply the base price and each option by the Canadian factor.
- Round each to the nearest dollar.
- Add base and options for total list price.

Working With This Specification Guide

Ten Tips: How to Get the Most Out of This Book	2
Overview	4
Additional Resources	8

Casegoods

Currency	9
Payback	91
Walden	217
Garland	287
Impact	349

Conferencing

Convene	425
---------	-----

Divisio Side Screen

	527
--	-----

Power and Communication Accessories

	531
--	-----

Victor2

	541
--	-----

Lighting

	551
--	-----

Surface Materials

	569
--	-----

Resources

	587
--	-----

Lock and Keying

--	--

Currency, Payback, Walden, Garland, Impact, and Convene	588
---	-----

Wood Touch-Up Kits

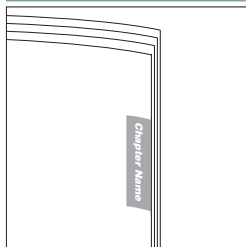
	590
--	-----

Style Number Index

	592
--	-----

Ten Tips: How to Get the Most Out of This Book

Tip 1



Watch the tabs on the right-hand edges of the pages. They'll always indicate which chapter you are in.

Tip 2

[illegible]

Use the Statement of Line pages for an overview of the available components, their sizes, and page references for additional information. Each *Understanding* chapter includes a statement of line after the table of contents.

Tip 3



Find cross references
by looking for page numbers
flagged with an arrow.

Tip 4

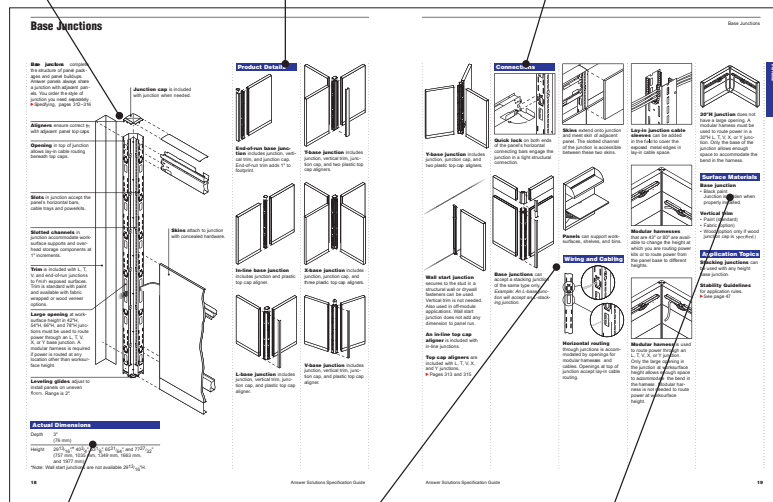
Study the product detail pages in the *Understanding* section to learn everything an expert knows about specific products. Each product detail page in this section contains the following features, where applicable:

- Product Drawing
- Actual Dimensions
- Product Details
- Connections
- Wiring and Cabling
- Surface Materials
- Application Topics

Product Drawing shows you what the product looks like and points out important features.

Product Details
gives specific information on
the product and how
it is used.

Connections
describes how the product is assembled or how it attaches to another product.



Actual Dimensions
table lists the dimensions
of the product.

Wiring and Cabling details the power and cable-management and cable routing capabilities of the product.

Surface Materials
lists what material is used
for each part of the
product.

- Price

1000

[illegible]

• TS7048B	10
• TS7060BI	12

•

•

•

•

Overview

	Walden	Garland	Impact
Furniture Components	<ul style="list-style-type: none"> • Freestanding Bookcase • Bridge • Stacking Bookcase • Credenza • Double Pedestal Bow Desk • Double Pedestal Desk • Single Pedestal Desk with Legs • Single Pedestal Desk • Single Pedestal Bow Desk • Tackboard • Vertical Cabinet • Wardrobe • Lateral File • Single-High Service Module • Modesty Panel • Mobile Pedestal • Bullet Shape Run-off • Straight Run-off • Return • Bullet Shape Table • Desk Table • Tower • Corner Unit 	<ul style="list-style-type: none"> • Freestanding Bookcase • Bridge • Stacking Bookcase • Credenza • Double Pedestal Bow Desk • Double Pedestal Desk • Single Pedestal Desk • Single Pedestal Bow Desk • Cockpit Configuration Bow Desk • Cockpit Configuration Bullet • Curved Front Bridge • Tackboard • Vertical Cabinet • Wardrobe • Lateral File • Single-High Service Module • Mobile Pedestal • Bullet-Shape Run-off • Return • Bullet-Shape Table • Consultation Table • P-Top Table • Tower • Corner Unit 	<ul style="list-style-type: none"> • Double-pedestal desk • Single-pedestal desk • Bullet-shape desk • Bullet-shape run-off • Return • Credenza • Tech center worksurface • Desk worksurface • Credenza worksurface • Bridge • Return worksurface • Run-off worksurface • End panel • Modesty panel • Pedestal • Lateral file • Tower • Overhead storage • Hutch
Style	<ul style="list-style-type: none"> • Contemporary 	<ul style="list-style-type: none"> • Transitional 	<ul style="list-style-type: none"> • Contemporary
Design Features	<ul style="list-style-type: none"> • Clean, modern styling • Variety of pull options • Light scale and conservative applications 	<ul style="list-style-type: none"> • Variety of pull options • Curvilinear worksurface shapes • Cornice detailing on tall storage • Base detail 	<ul style="list-style-type: none"> • Mitered pedestal construction • Build-up specification capability
Modesty Panel or Back Position and Height	<ul style="list-style-type: none"> • Desk: full-height flush or recessed • Return: full-height flush or no back panel • Bridge: full-height or no back panel • Credenza: full-height flush or no back panel 	<ul style="list-style-type: none"> • Desk: full-height recessed • Return: full-height flush or no back panel • Bridge: full-height or no back panel • Credenza: full-height flush or no back panel 	<ul style="list-style-type: none"> • Desk: ¾-height, flush and inset • Credenza: full-height, flush

Convene	
Furniture Components	<ul style="list-style-type: none"> • Table tops • Table bases • Credenzas • Buffet-height credenzas • Media carts • Hospitality carts • Lecterns • Wallboards
Style	<ul style="list-style-type: none"> • Contemporary or Transitional
Design Features	<ul style="list-style-type: none"> • Pulls: nile, tab, or jazz • Mitered construction on contemporary furniture • Translucent door option
Modesty Panel or Back Panel Position and Height	N.A.

	Walden	Garland	Impact
Pedestal Type and Height	Full-height <ul style="list-style-type: none"> • Open shelves • Two file drawers • Two box and one file drawer • Double door cabinets 	Full-height <ul style="list-style-type: none"> • Open shelves • Two file drawers • Two box and one file drawer • Double door cabinets 	Full-height <ul style="list-style-type: none"> • Open shelves • Door(s) • Two file drawers • Two box and one file drawer • One shelf and one file drawer • Four file drawers (36"W pedestals) • Four box and two file drawers (36"W pedestals)
Pedestal Substitution	N.A.	N.A.	Available through buildups
Lock Type	<ul style="list-style-type: none"> • Factory- or field-installed lock 	<ul style="list-style-type: none"> • Factory- or field-installed lock 	<ul style="list-style-type: none"> • Factory- or field-installed lock
Keying	<ul style="list-style-type: none"> • Standard keying: random, specific, or consecutive • Master keying: random, specific, or consecutive 	<ul style="list-style-type: none"> • Standard keying: random, specific, or consecutive • Master keying: random, specific, or consecutive 	<ul style="list-style-type: none"> • Standard keying: random, specific, or consecutive • Master keying: random, specific, or consecutive
Wiring and Cabling	<ul style="list-style-type: none"> • Factory-installed grommets and flip up power units • Back panels may be optioned off for wall outlet access 	<ul style="list-style-type: none"> • Factory-installed grommets and flip up power units • Back panels may be optioned off for wall outlet access 	<ul style="list-style-type: none"> • Factory-installed grommets • Wire-channel rails between pedestals and worksurfaces
Surface Materials	<ul style="list-style-type: none"> • Worksurface: wood or laminate • Structure: wood 	<ul style="list-style-type: none"> • Worksurface: wood • Structure: wood 	<ul style="list-style-type: none"> • Worksurface: wood • Drawer fronts: wood or powder coated • Door fronts: wood or powder coated and translucent acrylic
Edge Detail	<ul style="list-style-type: none"> • Square • Bullnose 	<ul style="list-style-type: none"> • Crown • Ledge • Elect • Rely 	<ul style="list-style-type: none"> • Stepped • Tapered

Convene	
Pedestal Type and Height	N.A.
Pedestal Substitution	N.A.
Lock Type	<ul style="list-style-type: none"> • Factory-installed drawer lock • Factory-installed door lock
Keying	<ul style="list-style-type: none"> • Standard keying: random, specific, or consecutive • Master keying: random, specific, or consecutive
Wiring and Cabling	<ul style="list-style-type: none"> • Factory-installed grommets • Field-installed grommets • Several options for power and communication in table tops • Built-in wire passthroughs in table bases • Removable panel for wire access in drum and rectangle bases • Wire cutout for floor access in drum bases
Surface Materials	<ul style="list-style-type: none"> • Table tops: wood or laminate with a wood edge • Structure: wood
Edge Detail	<ul style="list-style-type: none"> • American Elect • Lotus • Bullnose • Flat • Slope • Knife • Monarch • Rei

Additional Resources

Steelcase Wood Furniture products

are supported with an array of informational materials, tools, and software to help you plan an installation efficiently.

Many Steelcase wood products are Cradle to Cradle and/or Indoor Advantage certified.

FCS CoC Certification

Steelcase Wood harvesting practices are just one of the steps in achieving Forest Stewardship Council Chain of Custody (FSC CoC) certification. FSC certified wood (veneer and core) is available on most Steelcase wood products through the Specials RFQ process.

Environmental Steelcase's proprietary Clarity ultraviolet (UV) water-borne finish is unique to the industry. In 2001, with the introduction of our first water-borne finish, we reduced our Volatile Organic Compounds by an estimated 91%. Since 2007, with virtually no VOC's emissions, the Clarity process protects the environment while providing exceptional durability and clarity.

Product brochures and planning tools

can be ordered through your Steelcase area office by calling 1.800.784.0358 or through the Marketing Services web site at village.steelcase.com. With its growing collection of versatile workspaces, Planning Ideas is your resource to help inspire, envision, and plan Steelcase wood solutions. ▶ See www.steelcase.com, resources, design center, planning ideas.

Planning Ideas

Wood Solutions

Interactive Tool has everything you need to talk about wood solutions combined in one interactive tool. www.steelcase.com/woodinteractive.

Environmental Brochure

Brochure sharing the environmental story behind Steelcase wood solutions. Includes a timeline of our achievements to date and shares the story behind some of our larger accomplishments like the first LEED certified facility in the world and the recently planted Steelcase forest.

Form number 09-0000206

Product Brochures

Walden Caseloads

Form number 08-0000275
Form number 09-0000210

Garland Caseloads

Form number 08-0000276
Form number 09-0000223

Impact

Form number S11503

Convene

Form number S11501

Steelcase Inc. Corporate Capabilities Brochure

This publication offers a concise overview of Steelcase including insights into the attitudes and commitments that make the corporation unique. In addition, the brochure provides an illustrated listing of all the products and services offered, and international activities are described.

Form number 03-0003362

Wood Overview Brochure

Overview of the wood solutions available from Steelcase. Includes images and high level bullet points on aesthetics, planning, performance, and environment for each product.

Form number 09-0000206

Wood Solutions Catalog

Catalog including Walden, Garland, Elective Elements, and select Wood Seating products. The catalog provides images, renderings for each product with specifications and pricing, and an abbreviated statement of line for each product.

Form number 09-0000250

Planning Tools

Quick Ship Guide

This handbook describes all Steelcase, turnstone, and Coalesse products that are available for Rapid2 (ships in 2 days), Rapid5 (ships in 5-7 days), or Coalesse Rapid10 (ships in 10 days).

Printed Materials

Surface Materials Reference Manual

This publication provides:

- An explanation of the surface materials program
- "Available on" matrices
- Vertical surface fabric and seating upholstery selection listing
- Technical data for surface materials
- Surface material care and cleaning instructions

Hard Surfaces Card

The card provides an overview of:

- Finish levels
- An explanation of Flat Cut, Rift Cut, and Quarter Cut
- Veneer lay-up techniques on exterior surfaces
- Wood finishes
- Certifications

Form number 09-0000483

Computer Tools

Electronic Catalog

Accurate sales quotations and purchase orders for Steelcase products are created with specification software that uses Steelcase Electronic Catalog data. Use the data to specify and price style numbers and options for every Steelcase product. The data is updated bimonthly by Steelcase and provided to software programs including: the Hedberg Business System, SmartTools — Steelcase's design and specification software (for more information on SmartTools, please email SmartTools@steelcase.com), the ProjectMatrix ProjectSymbols libraries, as well as 20-20 CAP Studio.

Furniture Symbol Graphic Data

Steelcase creates 2D and 3D furniture symbols (with attributes) for planning and initially specifying Steelcase products. This data is incorporated into several add-on software packages that work in either a Microstation or an AutoCAD drafting environment.

For more information about these and other software tools to help you plan effective work environments, please email fsl@steelcase.com.

Digital Publications You can access these digital publications at www.steelcase.com or village.steelcase.com.

Support

Steelcase Capabilities

Steelcase products are distributed, installed, and serviced through a network of more than 600 dealers worldwide. Steelcase is also represented with offices and corporate showrooms in 26 U.S. cities, 4 Canadian cities, and in France, Germany, Great Britain, and Japan. Every Steelcase product meets our exceptionally high standards of quality and durability and comes with the Steelcase assurance of excellence in service.

For assistance, please call your local dealer, the Steelcase Solutions Resource Team, or the Steelcase Solutions Fulfillment Team at 1.888.STEELCASE (1.888.783.3522) or send an e-mail to lineone@steelcase.com.

Call the Steelcase Solutions Resource Team prior to placing an order, when working on a bid, or when you need information about product applications and specifications.





Call the Steelcase Solutions Fulfillment Team if you have submitted an order to Steelcase and you need to speak to your Solutions Fulfillment Team Representative about the order. Also call if you have any post-shipment quality concerns or service parts questions.

For warranty information, please go to <http://www.steelcase.com/warranty/>.

Outside the U.S.A., Canada, Mexico, Puerto Rico, and the U.S. Virgin Islands, call 1.616.247.2500.

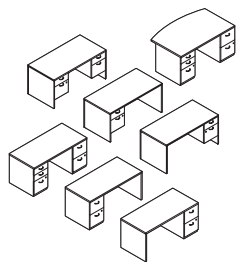
For information about Steelcase, the name of your nearest Steelcase dealer, or for product literature, call 1.800.333.9939 or visit our Web site: www.steelcase.com.

Currency

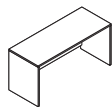
	Statement of Line	10		Specifying, continued	
	Product Details			36"W Storage Cabinet with Lateral File Drawers	79
	Currency	12		Bookcases	80
	Application Topics			Corner Shelf Unit	82
	Storage Capacities	18		Mobile Carts	83
	Directional Laminate and Edge Profile Detail	21		Rectangular Table Tops	84
				Table Legs and Supports	85
	Specifying			Worksurface-Height Power and Communication Access	87
	Desks	22		Accessories	90
	Rectangular Desk Shells	28			
	Bow-Front Desk Shells	30			
	Extended Curved Corner Desk Shells	31			
	Curved Corner Desk Shells	32			
	Returns	34			
	Return Shells	38			
	Slatwall Screens and Mounting Brackets	40			
	Slatwall Tackboards	41			
	Bridges	42			
	D-, P-, Rectilinear-Shape Worksurfaces	43			
	Workwall	49			
	Credenzas	52			
	Pedestals	62			
	Lateral Files	64			
	Storage Cabinets	66			
	Stacking Bookcase	68			
	Overhead Storage Cabinets	69			
	Tackboards for Overhead Storage Cabinets	71			
	Wall-Mounted Overhead Storage Cabinets	72			
	Tackboards for Wall-Mounted Overhead Storage Cabinets	73			
	Lower Storage Cabinets	74			
	18"W Towers	76			
	24"W Towers	78			

Statement of Line

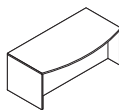
Currency



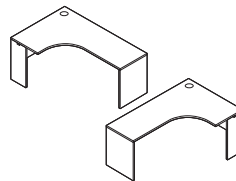
Desks
▶ Page 22



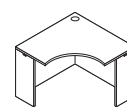
Rectangular Desk Shells
▶ Page 28



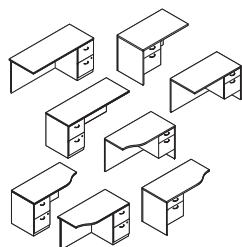
Bow-Front Desk Shells
▶ Page 30



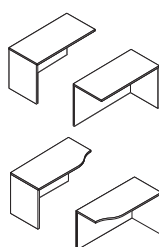
Extended Curved Corner Desk Shells
▶ Page 31



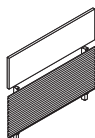
Curved Corner Desk Shells
▶ Page 32



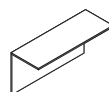
Returns
▶ Page 34



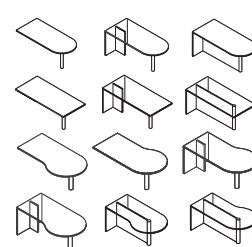
Return Shells
▶ Page 38



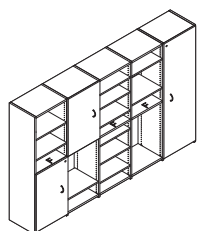
Slatwall Screen and Slatwall Tackboards
▶ Page 40



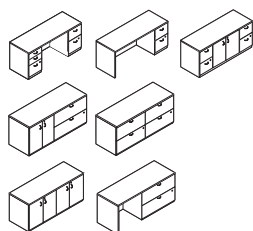
Bridges
▶ Page 42



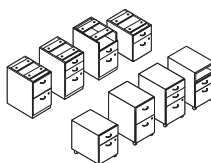
D-, P-, and Rectilinear-Shape Worksurfaces
▶ Page 43



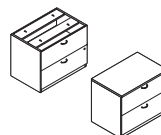
Workwall
▶ Page 49



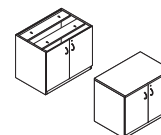
Credenzas
▶ Page 52



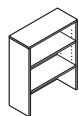
Pedestals
▶ Page 62



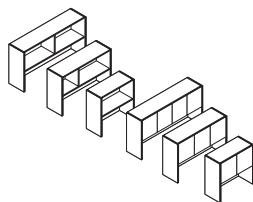
Lateral Files
▶ Page 64



Storage Cabinets
▶ Page 66



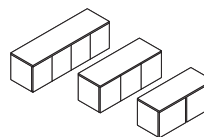
Stacking Bookcase
▶ Page 68



Overhead Storage Cabinets
▶ Page 69



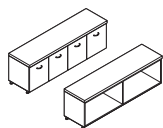
Tackboards
▶ Page 71



Wall-Mounted Overhead Storage Cabinets
▶ Page 72

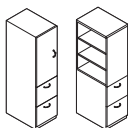


Wall-Mounted Tackboards
▶ Page 73



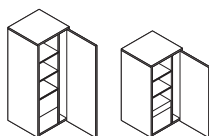
Lower Storage Cabinets

► Page 74



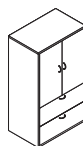
18"W Towers

► Page 76



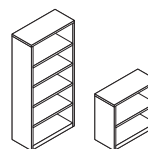
24"W Towers

► Page 78



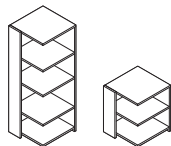
36"W Storage Cabinet

► Page 79



Bookcases

► Page 80



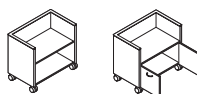
Quarter Bookcases

► Page 81



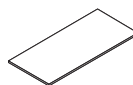
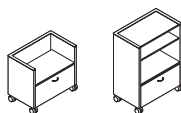
Corner Shelf Unit

► Page 82



Mobile Carts

► Page 83



Rectangular Table Tops

► Page 84



Post Leg

► Page 85



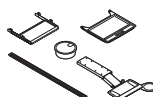
Square Legs

► Page 85



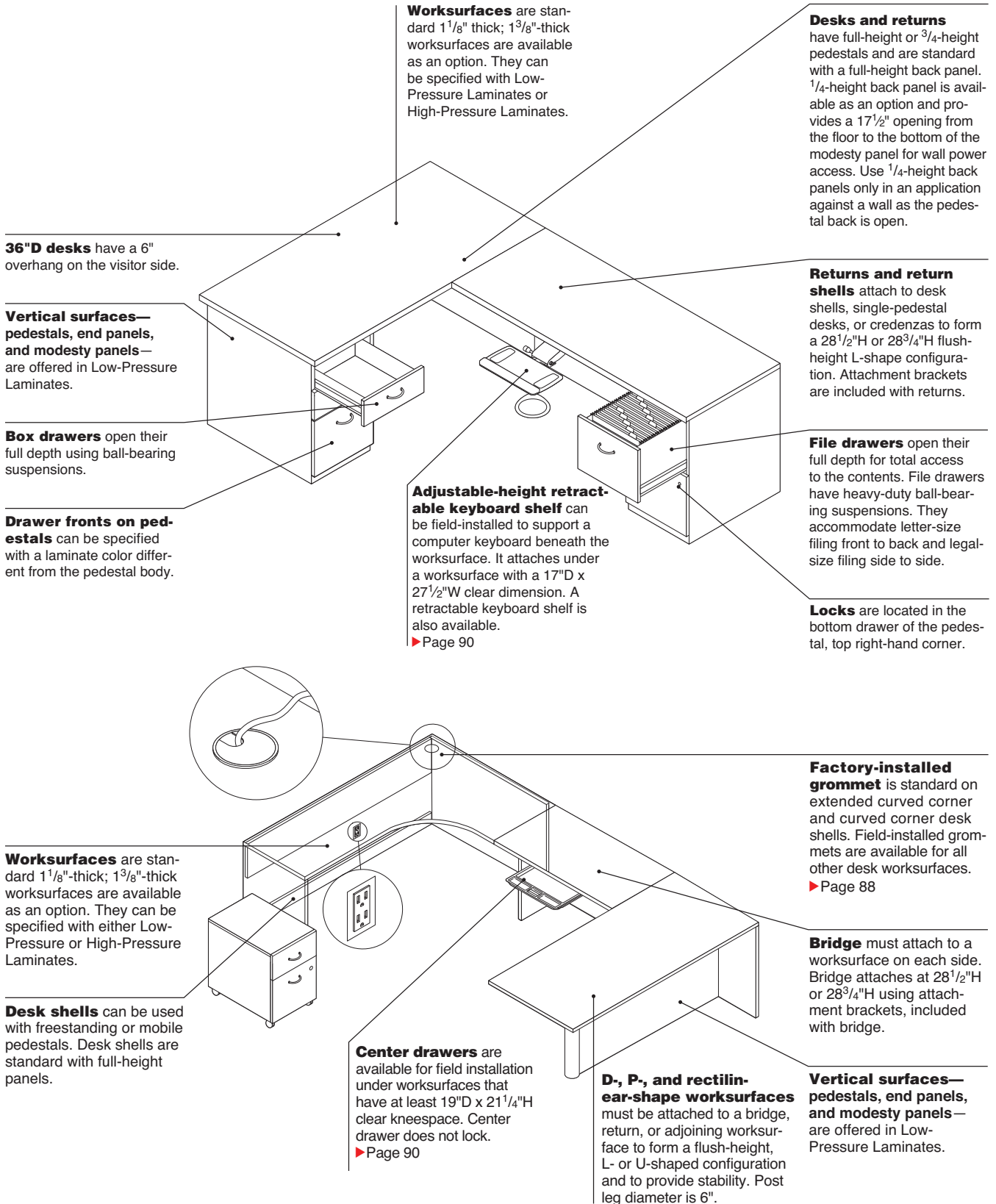
Column Leg

► Page 86

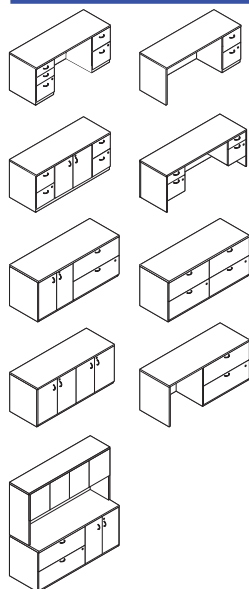


Accessories

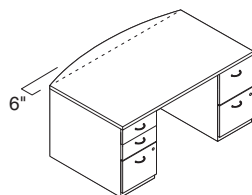
► Page 90



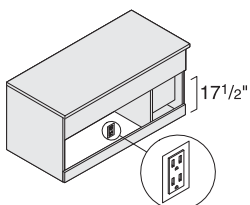
Product Details



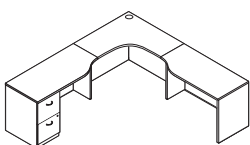
Credenzas come in various configurations—single and double full-height or $\frac{3}{4}$ -height pedestal, full storage with full-height or $\frac{3}{4}$ -height pedestals, single and double lateral file, lateral file and storage, and double storage. Credenzas can be used in conjunction with other storage or desk components.



Bow-front desks have a 6" overhang on the visitor side. Back panel is inset 12" from edge of bow.

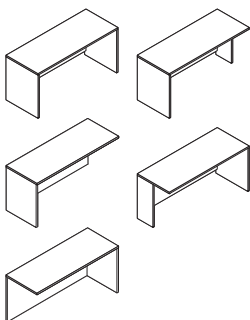


$\frac{1}{4}$ -height back panel is available as an option on desk and returns and provides a 17 $\frac{1}{2}$ " opening from the floor to the bottom of the modesty panel for wall power access. Use $\frac{1}{4}$ -height back panels only in an application against a wall as the pedestal back is open. Bottom stretcher is included on desks and credenzas when $\frac{1}{4}$ -height back panel is specified. Bottom stretcher can be adjusted along the back for access to wall or base outlets.

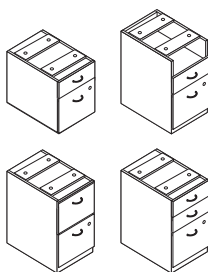


Curved corner desk shells have two 12"D clear-access end panels.

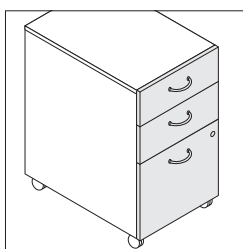
Transition returns and transition return shells are used with corner desk shells to create a wrap-around worksurface where everything is in reach.



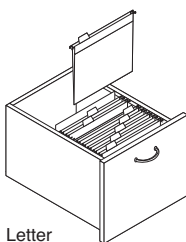
Rectangular desk shells are standard with two full-depth end panels. Optional clear-access end panels (one left, one right, or two) are also available. Return shells have one full-depth end panel.



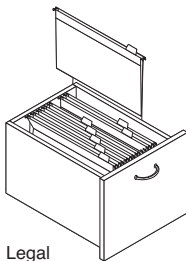
Under-worksurface pedestals are available 23"D and 29"D. Mobile pedestals are 22"D.



Box drawers and file drawers have a black laminate body while the drawer fronts are available in a variety of laminate colors.

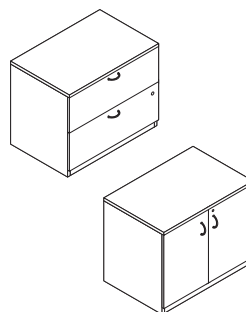


Letter

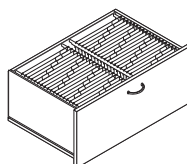


Legal

File drawers open their full depth for total access to the contents. File drawers have heavy-duty ball-bearing suspensions. They accommodate letter-size filing front to back and legal-size filing side to side.

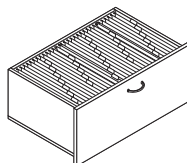


Freestanding two-drawer lateral files and storage cabinet tops are standard 1 $\frac{1}{8}$ " thick. 1 $\frac{3}{8}$ "-thick tops are available as an option. Tops are offered in Low-Pressure Laminates or High-Pressure Laminates.



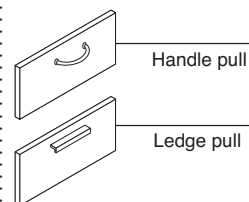
Front-to-back legal

Rails adjust outward for letter-size.



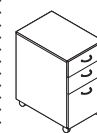
Side-to-side legal

Lateral file drawers accommodate front-to-back filing of letter-size and legal-size hanging file folder frames and side-to-side filing of letter- and legal-size hanging file folder frames. *Note: For letter back-to-back, select rails from customer service parts.*

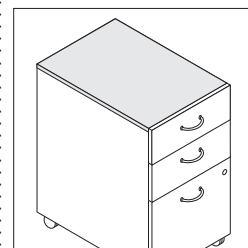


Pull Choices

Handle pull is standard. Ledge pulls are available as an option on drawers and doors.



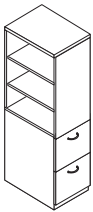
Mobile pedestals come in four configurations: box/file, box/box/file, open/box/file, and file/file.



Mobile pedestal top is inset behind the top drawer outerhead and can be specified with a laminate color different from the pedestal body and drawer fronts. Tops are offered in Low-Pressure Laminates or High-Pressure Laminates.

The top, drawers and doors, and bodies of storage components and overhead storage cabinets can all be specified with different laminates.

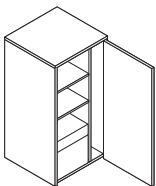
Storage components ship fully assembled. All surfaces of storage components over 28 $\frac{3}{4}$ "H are offered in Low-Pressure Laminates only.



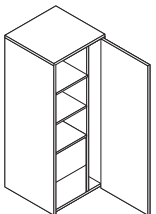
18"W side-access tower
(two-piece)



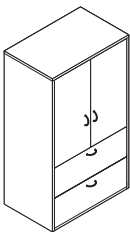
18"W tower



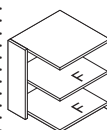
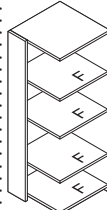
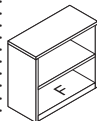
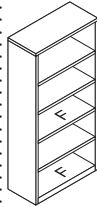
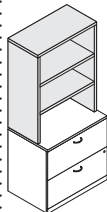
24"W x 48"H tower



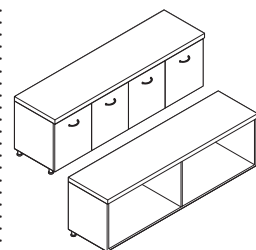
24"W x 66"H tower



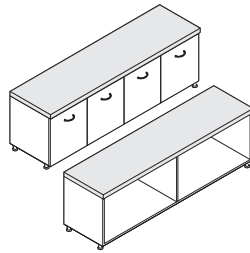
36"W storage cabinet
Storage cabinets and towers are available in a variety of configurations to provide vertical storage that aids in defining boundaries and increasing privacy. Locks are available as an option.



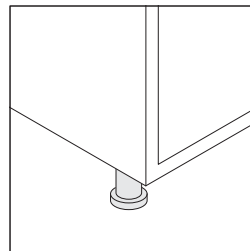
Bookcases, shipped fully assembled, are available in several different configurations. Shelves on bookcases adjust in 1 1/4" increments. Quarter bookcases are available with fixed shelves only.



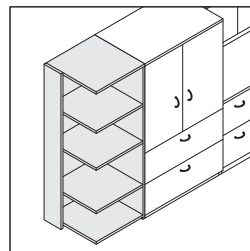
Lower storage cabinets can be used as stand-alone storage components. Cabinets can be specified with or without doors. Locks are available as an option.



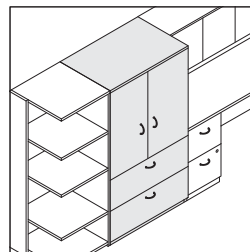
Tops are standard 1 1/8" thick. 1 3/8"-thick tops are available as an option.



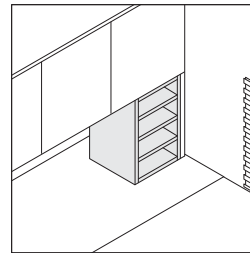
Brushed aluminum legs are adjustable.



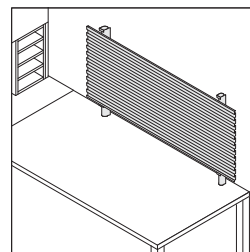
The 66"H quarter bookcase comes with attachment hardware and cannot be freestanding; it must be attached to an adjacent component.



66"H and 66 3/8"H storage cabinets align with overhead storage that is used with desks, desk shells, or credenzas.

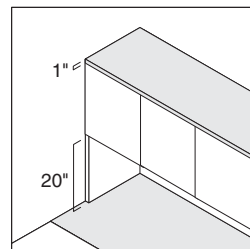


Corner shelf unit can be used above the work surface and below overhead storage cabinet for accessible paper filing.

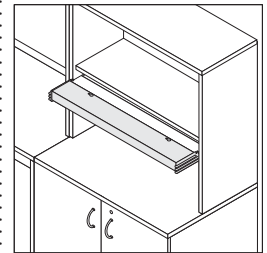


Slatwall with mounting brackets and slatwall tackboards add privacy and keep clutter from the worksurface.

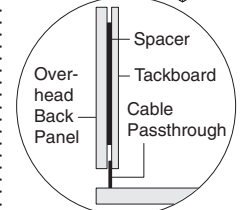
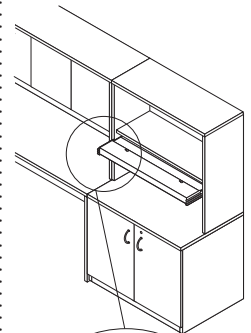
Overhead storage cabinets are available with or without doors. Cable passthrough space is standard on all overhead storage cabinets. All surfaces are offered in Low-Pressure Laminates.



Tops are standard 1" thick. 1 3/8"-thick tops are available as an option. Clearance between work surface and underside of overhead storage is 20".

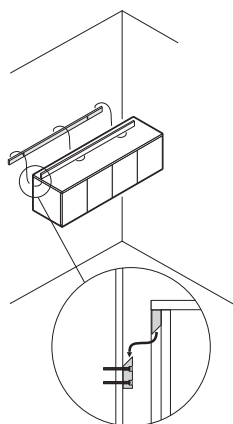


Shelf lights are available to field install in the recessed area beneath overhead storage cabinets. Clearance is 2"H x 11 1/4"D and includes a 1 1/2"H cable passthrough along the bottom of the overhead storage back panels.
▶ Page 556

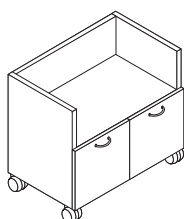


Tackboard is available for field installation and comes with a spacer for the shelf light cord to be routed to the cable passthrough.

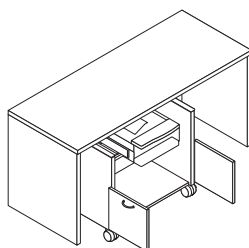
No pull is offered on overhead and wall-mounted overhead storage cabinets with doors.



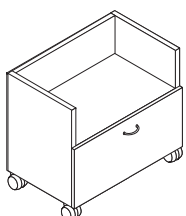
Wall-mounted overhead storage comes with mounting cleats and attachment hardware.



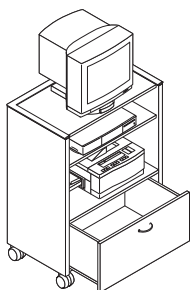
Mobile carts provide storage and access to equipment in a component that is easy to move from place to place. All surfaces are offered in Low-Pressure Laminates.



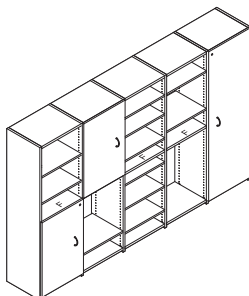
Mobile cart with doors has a fixed shelf and storage for paper and supplies below. Cart can be stored beneath a worksurface.



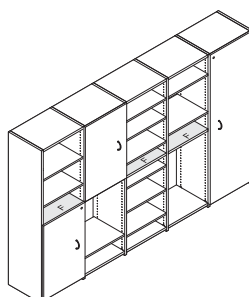
25"H mobile cart with lateral file drawer has a fixed shelf and a drawer for filing and storage.



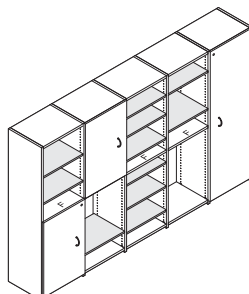
41"H mobile cart with lateral file drawer has one adjustable shelf. Top is 40"H to offer a standing-height.



Currency workwalls are available either open (2 closed backs and remaining openings open) or closed (all closed backs). Workwall is available in three widths (5, 4 or 3 openings) and ships knocked-down only. Workwall can be used in various office settings, reception, open plan, private office, and conference rooms.

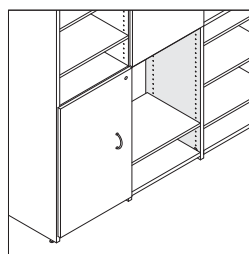


Fixed shelves are always in the same position, top, middle, and bottom. Field-installed grommets must be used to allow for wire management.

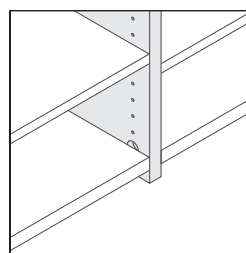


Three adjustable shelves are standard for each opening. Extra shelves can be ordered separately. Adjustable shelves have a gap in the back and front to allow for cable management.

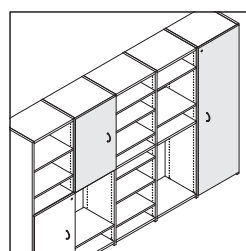
Back panels can be installed behind any opening and any side.



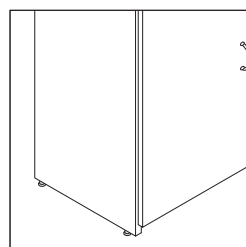
End panels contain 48 hole sets that are 1 1/4" apart to position adjustable shelves where you need them and to install the 36"H doors.



The inner end panels have a cutout for routing of wires through the bottom, if needed.



36"H and 72"H doors are available for your personalization. Doors are available with or without locks and must be ordered separately.



Glides adjust 1 1/2" for uneven floors. Two glides are standard per end panel.

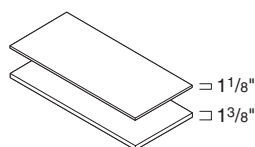

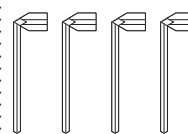
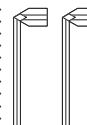


Table tops are available in rectangular shape only. All tops are offered in Low-Pressure Laminates or High-Pressure Laminates. Rectangular tops are standard 1 1/8" thick for Low-Pressure Laminate, and 1 3/8" thick for High-Pressure Laminate, or optional 1 3/8" thick. Legs support worksurfaces at 28 1/2"H or 28 3/4"H overall, which includes the worksurface thickness.



Kick Post Leg
Post leg is available individually. Leg is 27 3/8"H with glide. Glide adjusts 2".



Square Leg
2" square leg is available in packages of two and four. Legs are 27 3/8"H with glides. Glide adjusts 7/8".



Column Leg
6" column leg is available individually. Leg is 27 3/8"H with glide. Glide adjusts 1 1/4".

Lock and Keying

Lock for the box/box/file pedestal option does not lock the top box drawer.

Optional locks are available on lower storage cabinets with doors. Lock is standard keyed random and controls all of the drawers. Specific keying options are available. Lock cylinders must be specified separately. Product ships with a lock face ring and removable plastic plug to accommodate a lock cylinder installed on site.

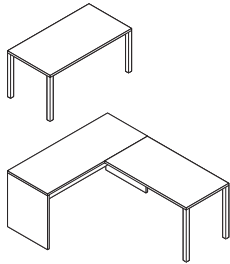
► Page 588

Optional locks are available on overhead and wall-mounted storage cabinets with doors. Lock(s) are standard keyed random and control the doors. Specific keying options are available. Lock cylinders must be specified separately. Product ships with a lock face ring and removable plastic plug to accommodate a lock cylinder installed on site.

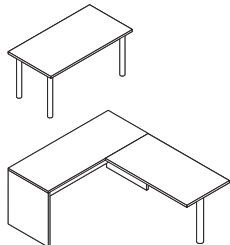
Locks are optional on mobile carts with drawer or doors. Lock(s) are standard, keyed random and controls the drawers and or doors. Consecutive and specific keying options are available. Lock cylinders must be specified separately. Product ships with a lock face ring and removable plastic plug to accommodate a lock cylinder installed on site.

► Page 588

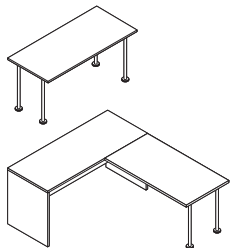
Connections



Square legs can be used to create a stand-alone table desk or a return. Specify the package of two legs to create a return and specify the package of four legs to create a table desk.



Column leg can be used with conference tops to create a table or with rectangular tops to create a return. Order one column leg to create a return and order four column legs to create a conference table.



Kick post legs can be used to create a stand-alone table desk or return. Specify two legs to create a return and specify four legs to create a table desk.

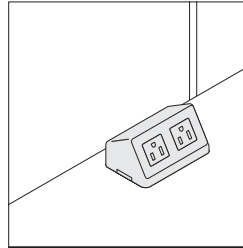
Overhead storage cabinets attach to the top of a credenza, desk, desk shell, or 28½"H or 28¾"H freestanding lateral file or storage cabinet using attachment hardware, included with the overhead storage unit. Doors, when specified, are hinged.

When attaching overhead storage cabinets to desk shells, attach an underworksurface pedestal, return, return shell, bridge, or D-, P-, or rectilinear-shape worksurface for stability.

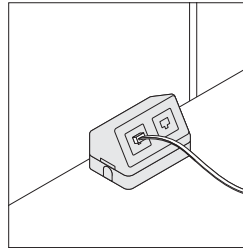
Must anchor wall-mounted overhead storage to as many studs as possible. See below for requirements:
30" to 42"W = 1 stud required
48" to 72"W = 2 studs required
78"W = 3 studs required

Wiring and Cabling


Worksurfaces must have an overhang to accept worksurface-mounted receptacle and communication modules. Modules cannot be mounted to 24"D and 30"D desk shells, credenzas, 30"D desks, and returns.



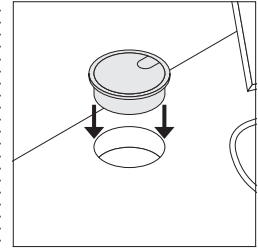
Worksurface-mounted receptacles come in packages of three. Each has a duplex receptacle, a nine-foot cord, and a three-prong plug.



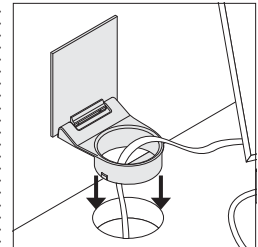
Worksurface-mounted communication modules come in packages of three. Each contains face plates to accommodate customer-supplied voice/data jacks.



Worksurface-mounted power and communication sphere contains two simplex electrical outlets, face plates to accommodate customer-supplied data jacks, a six-foot cord, and a three-prong plug.



Grommets are available in packages of 10 to finish exposed edges of field-installed openings in the worksurface for vertical cable routing. Grommets are black plastic.



Flip grommet is an elegant approach to a basic element. The flip grommet is available field installed only and utilizes a standard 3" hole, which is the same hole size for the TSAEGROM grommet that is standard on Kick, Currency and Groupwork tables. When cords and wires are routed through the grommet, the flip cover can be closed to hide the routing while providing an upscale design.

Surface Materials

Worksurfaces

- Low-Pressure Laminate
- High-Pressure Laminate

Vertical Surfaces

- Low-Pressure Laminate

Drawer and Door Pulls

Handle Pull

- 0835 Black
- 9211 Nickel

Ledge Pull

- 4799 Platinum
- 7207 Black

Lock

- 9201 Polished Chrome
- 9250 Ember Chrome

Slatwall Screens and Mounting Brackets

- 4799 Platinum
- 7207 Black

Table Legs

- 4750 Champagne Metallic
- 4798 Sterling Metallic
- 4799 Platinum Metallic
- 7207 Black
- 7225 Sand
- 7241 Arctic White
- 7243 Seagull
- 7246 Midnight Metallic
- 7278 Dark Bronze

Tip: 7278 Dark Bronze is not available on post leg.

Tackboards

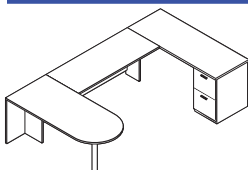
- Vertical surface fabric price groups 1, 2, 3, 4, and COM

Grommets

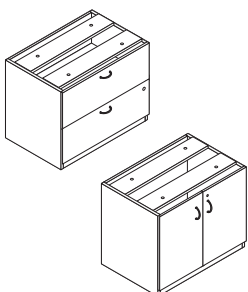
- Flip grommet
- 4799 Platinum Metallic
- 7207 Black

- Round grommet and flip grommet bottom portion
- Black plastic

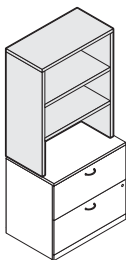
Application Topics



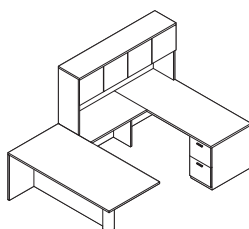
If two clear-access end panels are specified on desk shells, the desk shell must be used like a bridge in a U-shaped configuration. Desk shells with clear-access end panels cannot be freestanding.



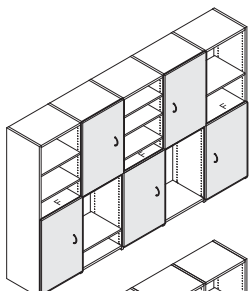
Storage cabinets and two-drawer lateral files can be installed beneath the desk shell worksurface on site. 28½"H storage cabinets and two-drawer lateral files are available freestanding with a top to align with 24"D credenzas and desk shells.



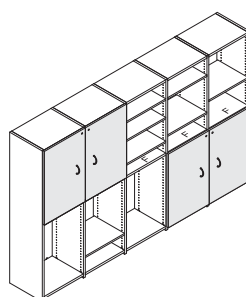
Stacking bookcases must be used with a freestanding two-drawer lateral file or a 28½"H or 28¾"H storage cabinet. Stacking bookcase cannot be freestanding.



To use an overhead storage cabinet in a U-shape worksurfaces configuration, specify a desk shell with two clear-access end panels for support. An overhead storage cabinet cannot span a bridge.

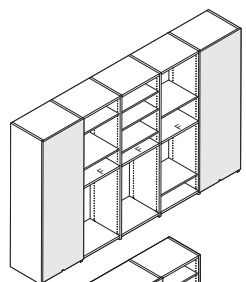


The 36"H doors can be installed anywhere on workwall to create the aesthetic desired. The hole patterns allow you to change the 36"H doors to any position, offering flexibility.



36"H doors with locks can only be installed in two positions for the lock to work, at top position and bottom position.

Doors without locks are non-handed. Doors with locks are right- and left-handed.



Open workwall can have the back panels installed behind any opening and either side, but both back panels must always be used.

Storage Capacities

Currency Storage

Box Drawer



Size/Type

- Underworksurface pedestals
- Mobile pedestals
- 24"W x 48"H towers
- Double/single pedestal desks (all depths)
- Returns
- Double/single pedestal credenzas
- Full storage credenzas

Inside Dimensions

D	W	H
15 ¹ / ₈ "	12"	4 ¹ / ₄ " (includes drawer front) 2 ³ / ₄ " (box drawer body only)

File Drawer



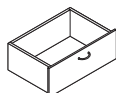
Size/Type

- Underworksurface pedestals
- Mobile pedestals
- 24"W x 48"H towers
- Double/single pedestal desks (all depths)
- Returns
- Double/single pedestal credenzas
- Full storage credenzas
- 18"W towers
- 24"W x 66"H towers

Inside Dimensions

D	W	H
15 ¹ / ₈ "	12"	10 ¹ / ₂ " (includes drawer front) 9 ¹ / ₄ " (file drawer body only)

Lateral File Drawer



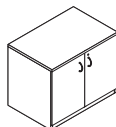
Size/Type

- Underworksurface lateral
- Freestanding lateral
- 36"W storage cabinet with lateral file drawers
- Single/double lateral file credenzas
- Lateral file/storage cabinet

Inside Dimensions

D	W	H
15"	32 ³ / ₈ "	10 ¹ / ₂ " (includes drawer front) 9 ¹ / ₄ " (box drawer body only)

Storage Cabinet



Size/Type

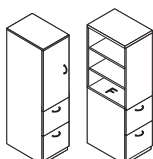
- Freestanding storage cabinet
- Underworksurface storage cabinet
- Double storage credenza
- Lateral file/storage cabinet
- Shelf

Inside Dimensions

D	W	H
22"	34 ³ / ₈ "	23 ¹ / ₂ " (1 shelf at ³ / ₄ " = 22 ³ / ₈ ")
22"	14 ¹ / ₄ "	³ / ₄ "

*4 holes for adjustable shelf 2¹/₂" apart - first hole from top: = 8³/₄"
bottom = 7"

18"W Towers



Size/Type

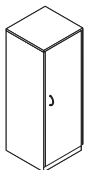
- 66"H door at front
Door/shelf area
- 66"H side access
Shelf area

Inside Dimensions

D	W	H
See pedestal file drawer dimensions 22 ¹ / ₈ "	16 ³ / ₄ "	37" - 1 adjustable shelf at ³ / ₄ " = 36 ¹ / ₄ "
See pedestal file drawer dimensions 17"	22 ³ / ₁₆ "	36 ¹ / ₂ " - 1 adjustable shelf at ³ / ₄ " = 35 ³ / ₄ "

* 8 holes for adjustable shelf 2¹/₂" apart - first hole from bottom = 8³/₈"

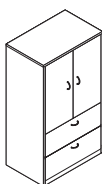
* 9 holes for adjustable shelf 2¹/₂" apart - first hole from bottom = 4³/₁₆"

24"W Towers**Size/Type**

- Shelf area
- Wardrobe area

Inside Dimensions

D	W	H
22"	14 ¹ / ₄ "	25" - 2 adjustable shelves at ³ / ₄ " each = 23 ¹ / ₂ " for 48"H
22"	7 ³ / ₈ "	43 ¹ / ₄ " for 48"H
		61 ¹ / ₄ " for 66"H

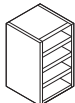
36"W Lateral Cabinet**Size/Type**

66"H
Door/shelf area

Inside Dimensions

D	W	H
See lateral file drawer dimensions		
22 ¹ / ₈ "	34 ³ / ₈ "	37" - 1 adjustable shelf at ³ / ₄ " = 36 ¹ / ₄ "

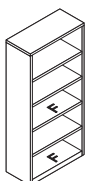
* 8 holes for adjustable shelf 2¹/₂" apart - first hole from bottom = 8⁷/₈"

Corner Shelf Unit**Size/Type**

19³/₄"H

Inside Dimensions

D	W	H
11 ¹ / ₈ "	11"	3 ⁷ / ₈ " each opening (5 openings)

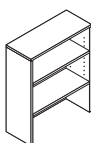
Bookcases**Size/Type****Bottom Fixed Shelf**

28¹/₂"H

Inside Dimensions**Adjustable Shelf**

D	W	H
13 ³ / ₄ "	12 ⁵ / ₈ "	24 ³ / ₈ " - 1 shelf at ³ / ₄ " = 23 ⁵ / ₈ "
66"H	13 ³ / ₄ "	61 ⁷ / ₈ " - 4 shelves (1 fixed, 3 adj.) at ³ / ₄ " = 58 ⁷ / ₈ "
72"H	13 ³ / ₄ "	67 ⁷ / ₈ " - 4 shelves (1 fixed, 3 adj.) at ³ / ₄ " = 64 ⁷ / ₈ "

* 4 holes for adjustable shelf 2¹/₂" apart - first hole from bottom = 8³/₈"
 * 13 holes for adjustable shelves 2¹/₂" apart - first hole from bottom = 9¹/₈" (5 holes); fixed shelf located 27³/₄"H from bottom (top of fixed shelf); next set of holes 7¹/₈" from top of fixed shelf (8 holes)
 * 16 holes for adjustable shelves 2¹/₂" apart - first hole from bottom = 8³/₄" (5 holes); fixed shelf located 27³/₄"H from bottom (top of fixed shelf); next set of holes 6⁹/₁₆" from top of fixed shelf (11 holes)


Stacking Bookcase**Size/Type**

36"W x 37¹/₂"H

Inside Dimensions

D	W	H
13 ³ / ₄ "	33 ³ / ₄ "	34 ³ / ₄ " - 2 shelves at ³ / ₄ " = 33 ¹ / ₄ "

* 9 holes for adjustable shelf 2¹/₂" apart - first hole from bottom 5³/₈"

Quarter Bookcases**Size/Type**

28¹/₂"

66"

Inside Dimensions**Left-Hand**

D W

Right-Hand

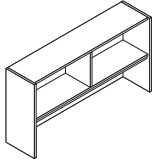
D W

H

11¹/₈" bottom to middle fixed shelf
 11¹/₄" between middle fixed shelf and top
 11¹/₈" bottom opening
 11¹/₄" middle bottom opening
 18⁷/₈" middle top opening
 16⁹/₈" top opening

Storage Capacities, continued

Overhead Storage

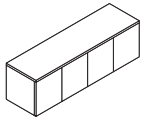


Size/Type

Inside Dimensions D W H

30"W	13 ³ / ₄ "	27 ³ / ₄ "	13 ¹ / ₄ "
36"W	13 ³ / ₄ "	33 ³ / ₄ "	13 ¹ / ₄ "
42"W	13 ³ / ₄ "	39 ³ / ₄ "	13 ¹ / ₄ "
48"W	13 ³ / ₄ "	34 ¹ / ₂ "	13 ¹ / ₄ " - left side = 14 ⁷ / ₁₆ ", right side = 30 ³ / ₈ "
60"W	13 ³ / ₄ "	56 ¹ / ₂ "	13 ¹ / ₄ " - 28 ¹ / ₄ " each side
66"W	13 ³ / ₄ "	62 ¹ / ₂ "	13 ¹ / ₄ " - 31 ¹ / ₄ " each side
72"W	13 ³ / ₄ "	68 ¹ / ₂ "	13 ¹ / ₄ " - 34 ¹ / ₄ " each side

Wall-Mounted Overhead Storage

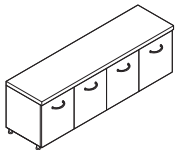


Size/Type

Inside Dimensions D W H

36"W	13"	33 ³ / ₄ "	13 ¹ / ₈ "
42"W	13"	37 ³ / ₄ "	13 ¹ / ₈ "
48"W	13"	44 ¹ / ₂ "	13 ¹ / ₈ " - left side = 14 ³ / ₈ ", right side = 30 ¹ / ₈ "
60"W	13"	56 ¹ / ₂ "	13 ¹ / ₈ " - 28 ¹ / ₄ " each side
66"W	13"	62 ¹ / ₂ "	13 ¹ / ₈ " - 31 ¹ / ₄ " each side
72"W	13"	68 ¹ / ₂ "	13 ¹ / ₈ " - 34 ¹ / ₄ " each side

Lower Storage Cabinet

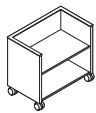


Size/Type

Inside Dimensions D W

36"W	13 ³ / ₁₆ "	33 ³ / ₄ "
42"W	13 ³ / ₁₆ "	39 ³ / ₄ "
48"W	13 ³ / ₁₆ "	44 ¹ / ₂ " - 22 ¹ / ₄ " each side (open only) - left side = 14 ³ / ₈ ", right side = 32 ¹ / ₈ " (doors only)
60"W	13 ³ / ₁₆ "	56 ¹ / ₂ " - 28 ¹ / ₄ " each side
66"W	13 ³ / ₁₆ "	62 ¹ / ₂ " - 31 ¹ / ₄ " each side
72"W	13 ³ / ₁₆ "	68 ¹ / ₂ " - 34 ¹ / ₄ " each side

Mobile Carts



Size/Type

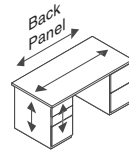
Inside Dimensions D W H

42⁵/₁₆"H			
Drawer	15 ¹ / ₈ "	25 ⁷ / ₈ "	10 ¹ / ₂ " (includes drawer front) 9 ¹ / ₄ " (lateral drawer body only)
Open area	18 ¹ / ₄ "	27 ¹⁵ / ₁₆ "	27" to top of end panel, 2 shelves, 1 adjustable and 1 fixed at ³ / ₄ " = 25 ¹ / ₂ " 22 ⁷ / ₁₆ " to underside of fixed shelf at top
25³/₈"H			
Top section	18 ⁵ / ₁₆ "	27 ¹⁵ / ₁₆ "	10" to top of end panel
Bottom open/door	18 ¹ / ₄ "	27 ¹⁵ / ₁₆ "	9 ¹ / ₄ "
Drawer	15 ¹ / ₈ "	25 ⁷ / ₈ "	10 ¹ / ₂ " (includes drawer front) 9 ¹ / ₄ " (lateral drawer body only)

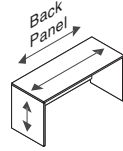
Directional Laminate and Edge Profile Detail

Directional Laminate and
Edge Profile Detail

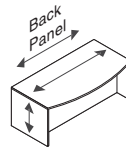
The appearance of laminate may change slightly depending on the angle from which it is viewed. This natural phenomenon is called polarization, and it can be seen on natural veneer, and to a lesser extent on composite veneer. Polarization is often noticed on worksurfaces installed at a 90° angle with each other. Please refer to the following illustrations for an understanding of grain direction on your installation.



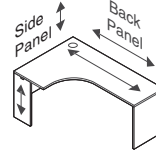
Desks



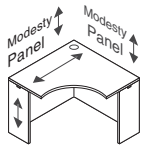
Rectangular Desk Shells



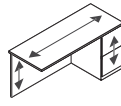
Bow-Front Desk Shells



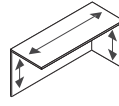
Extended Curved Corner Desk Shells



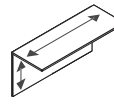
Curved Corner Desk Shell



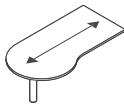
Returns



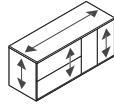
Return Shells



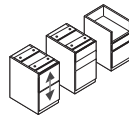
Bridge



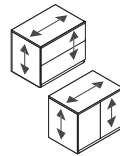
D-Shape, P-Shape, and Rectilinear-Shape Worksurfaces



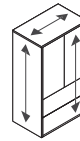
Credenzas



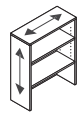
Pedestals



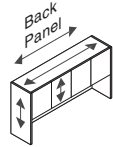
Lateral Files and Storage Cabinets



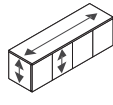
Storage Cabinets



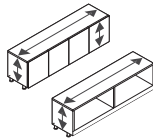
Stacking Bookcase



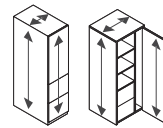
Overhead Storage Cabinets



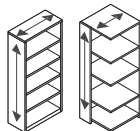
Wall-Mounted Overhead Storage Cabinets



Lower Storage Cabinet



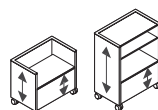
Towers



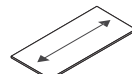
Bookcases



Corner Shelf Unit



Mobile Carts

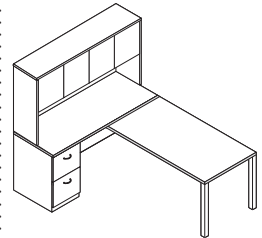


Rectangular Tops

Product Details



3 mm radius front edge profile
(1 1/8" thick and 1 3/8" thick)



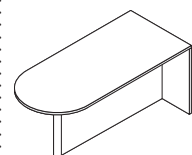
3 mm Edge Profile Locations

User side only Worksurfaces:

Desks
Desk shells
Bow-front desk shells
Extended curved corner desk shells
Curved corner desk shells
Credenzas
Returns
Bridges

Tops:

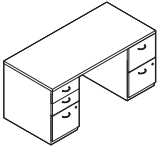
Lateral files
Credenzas
Storage cabinets
Lower storage cabinets
Overhead storage and wall-mounted overhead storage
Towers
Bookcases
Quarter bookcases
24"D and 30"D rectangular table tops



User and visitor sides Worksurfaces:

D-, P-, and rectilinear-shape worksurfaces

Double-Pedestal Desks



*Tip: Grain direction of mod-
esty panel runs horizontally.
Grain direction of pedestals
runs vertically.*

*Tip: Lock for the box/box/file
pedestal does not lock the
top box drawer.*

*Tip: Standard worksurfaces
are 1 1/8" thick. However, the
actual thickness between
Low-Pressure Laminate
(LPL) and High-Pressure
Laminate (HPL) worksur-
faces is slightly different. It
is recommended that only
worksurfaces of the same
type are specified in a given
application. In addition, there
may be sheen or texture
differences when using LPL
and HPL in adjacent appli-
cations. Please use caution
when mixing and matching
different worksurface types.*

*Tip: The optional 1 3/8"-thick
worksurface will add 1/4"
to the overall height of the
desk, making it 28 3/4"H.*

*Tip: The optional 1/4-height
modesty panel should be
used only in an application
against a wall, as the pedestal
back is open. Specify a desk
shell with 1/4-height modesty
panel and pedestals sepa-
rately if back will be seen.*

	Standard Includes	Required to Specify
► Need help? Product details, page 12	<ul style="list-style-type: none"> • 1 1/8"-thick worksurface: Low-Pressure Laminate or High-Pressure Laminate • Desk with full-height modesty panel: Low-Pressure Laminate • Drawer front: Low-Pressure Laminate • 3 mm radius profile edge on user's side: plastic • 1 mm side and back edges: plastic default to match worksurface • Handle pulls: 0835 Black or 9211 Nickel • One full-height box/box/file pedestal at left and one full-height file/file pedestal at right or one 3/4-height box/file pedestal at left and one 3/4-height box/file pedestal at right • Full-extension, heavy-duty ball-bearing drawer suspensions • Drawer interior: black laminate only • One pencil tray in pedestals with a box drawer: black plastic only • File drawers to accommodate front-to-back or side-to-side filing of letter-size hanging file folder frames or side-to-side filing of legal-size hanging file folder frames • Lock face ring with plastic plug to accommodate lock cylinder for each pedestal: 9201 Polished Chrome or 9250 Ember Chrome • Adjustable leveling glides • Shipped fully assembled 	<ol style="list-style-type: none"> 1 Style number 2 Low-Pressure Laminate or High-Pressure Laminate color number for worksurface, as appropriate 3 Plastic edge band color number for worksurface 4 Low-Pressure Laminate color number for desk 5 Low-Pressure Laminate color number for drawer front 6 Paint color number for handle pulls: 0835 Black 9211 Nickel 7 Options, if selected (see below) <p>► See <i>Surface Materials</i>, page 570.</p> <p><i>Tip: Remember to specify lock cylinder and key.</i></p> <p>► <i>Lock Cylinders</i>, page 588</p>

	Options	U.S. Price	Required to Specify
Worksurface	• 1 3/8"-thick worksurface	+\$109	Add suffix T to the style number.
Surface Materials	High-Pressure Laminate worksurfaces <ul style="list-style-type: none"> • Open Line laminate 	+\$ 69 plus cost of laminate	► See <i>Surface Materials Reference Manual</i> .
Pedestals	Full-height pedestals <ul style="list-style-type: none"> • Two file/file pedestals • One open/box/file pedestal at left and one file/file pedestal at right 	No cost No cost	Specify with two file/file pedestals. Specify with one open/box/file pedestal left and one file/file pedestal right.
Pulls	<ul style="list-style-type: none"> • Ledge pulls: 7207 Black • Ledge pulls: 4799 Platinum 	+\$ 29 +\$ 35	Specify with 7207 Black ledge pulls. Specify with 4799 Platinum ledge pulls.
Modesty Panel	• 1/4-height modesty panel (9 3/8"H)	No cost	Specify with 1/4-height modesty panel.
Related Products	<ul style="list-style-type: none"> • Grommet package • Center drawer • Keyboard shelf 		► Page 88 ► Page 90 ► Page 90



For Canadian Pricing

Multiply U.S. Price by the Canadian price factor.

► See page 1 for details.

Specification Information

Dimensions			Style	U.S.
D	W	H	Number	Base Price

Style	U.S.
Number	Base Price

Low-Pressure Laminate Top

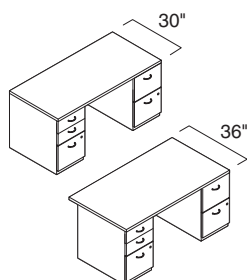
Full-Height Pedestals

30"	60"	28½"	TS5TLD23060	\$1469
30"	66"	28½"	TS5TLD23066	\$1551
30"	72"	28½"	TS5TLD23072	\$1628
36"	72"	28½"	TS5TLD23672	\$1706

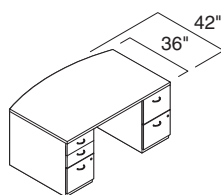
High-Pressure Laminate Top

Full-Height Pedestals

TS5HLD23060	\$1578
TS5HLD23066	\$1660
TS5HLD23072	\$1737
TS5HLD23672	\$1815



Tip: 36"D desks have a 6" overhang on the visitor side.

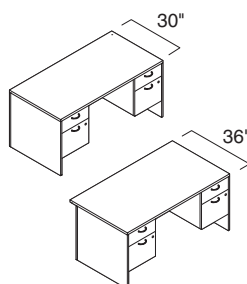


Full-Height Pedestals with Bow Front

42"	72"	28½"	TS5TLB24272	\$1786
-----	-----	------	-------------	--------

Full-Height Pedestals with Bow Front

TS5HLB24272	\$1895
-------------	--------



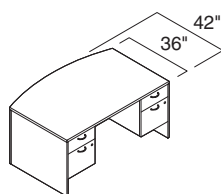
¾-Height Pedestals

30"	60"	28½"	TS5TL3D3060	\$1199
30"	66"	28½"	TS5TL3D3066	\$1277
30"	72"	28½"	TS5TL3D3072	\$1358
36"	72"	28½"	TS5TL3D3672	\$1435

¾-Height Pedestals

TS5HL3D3060	\$1308
TS5HL3D3066	\$1386
TS5HL3D3072	\$1467
TS5HL3D3672	\$1544

Tip: 36"D desks have a 6" overhang on the visitor side.



¾-Height Pedestals with Bow Front

42"	72"	28½"	TS5TL7B4272	\$1514
-----	-----	------	-------------	--------

¾-Height Pedestals with Bow Front

TS5HL7B4272	\$1623
-------------	--------



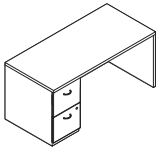
For Canadian Pricing

Multiply U.S. Price by the Canadian price factor.

► See page 1 for details.

Single-Pedestal Desks

Left Hand



Tip: Standard worksurfaces are 1 1/8" thick. However, the actual thickness between Low-Pressure Laminate (LPL) and High-Pressure Laminate (HPL) worksurfaces is slightly different. It is recommended that only worksurfaces of the same type are specified in a given application. In addition, there may be sheen or texture differences when using LPL and HPL in adjacent applications. Please use caution when mixing and matching different worksurface types.

Tip: The optional 1 3/8"-thick worksurface will add 1/4" to the overall height of the desk, making it 28 3/4"H.

Tip: Lock for the box/box/file pedestal option does not lock the top box drawer.

Tip: Grain direction of modesty panel runs horizontally. Grain direction of end panel and pedestal runs vertically.

Tip: The optional 1/4-height modesty panel should be used only in an application against a wall, as the pedestal back is open. Specify a desk shell with 1/4-height modesty panel and pedestal separately if back will be seen.

► Need help?
Product details,
page 12

Standard Includes

- 1 1/8"-thick worksurface: Low-Pressure Laminate or High-Pressure Laminate
- Desk with full-height modesty panel: Low-Pressure Laminate
- Drawer front: Low-Pressure Laminate
- 3 mm radius profile edge on user's side: plastic
- 1 mm side and back edges: plastic default to match worksurface
- Handle pulls: 0835 Black or 9211 Nickel
- One full-height file/file pedestal or one 3/4-height box/file pedestal
- Full-extension, heavy-duty ball-bearing drawer suspensions
- Drawer interior: black laminate only
- File drawers to accommodate front-to-back or side-to-side filing of letter-size hanging file folder frames or side-to-side filing of legal-size hanging file folder frames
- Lock face ring with plastic plug to accommodate lock cylinder: 9201 Polished Chrome or 9250 Ember Chrome
- Adjustable leveling glides
- Shipped fully assembled

Required to Specify

- 1 Style number
 - 2 Low-Pressure Laminate or High-Pressure Laminate color number for worksurface, as appropriate
 - 3 Plastic edge band color number for worksurface
 - 4 Low-Pressure Laminate color number for desk
 - 5 Low-Pressure Laminate color number for drawer front
 - 6 Paint color number for handle pulls: 0835 Black, 9211 Nickel
 - 7 Options, if selected (see below)
- See *Surface Materials*, page 570.
Tip: Remember to specify lock cylinder and key.
► *Lock Cylinders*, page 588

	Options	U.S. Price	Required to Specify
Worksurface	• 1 3/8"-thick worksurface	+\$109	Add suffix T to the style number.
Surface Materials	High-Pressure Laminate worksurfaces • Open Line laminate	+\$ 69 plus cost of laminate	► See <i>Surface Materials Reference Manual</i> .
Pedestals	Full-height pedestal • One box/box/file pedestal • One open/box/file pedestal	No cost No cost	Specify with <i>one box/box/file pedestal</i> . Specify with <i>one open/box/file pedestal</i> .
Pulls	• Ledge pulls: 7207 Black • Ledge pulls: 4799 Platinum	+\$ 29 +\$ 35	Specify with <i>7207 Black ledge pulls</i> . Specify with <i>4799 Platinum ledge pulls</i> .
Modesty Panel	• 1/4-height modesty panel (9 3/8"H)	No cost	Specify with <i>1/4-height modesty panel</i> .
Related Products	• Desk-height returns • Return shells • Grommet package • Center drawer • Keyboard shelf		► Page 34 ► Page 38 ► Page 88 ► Page 90 ► Page 90



For Canadian Pricing

Multiply U.S. Price by the Canadian price factor.

► See page 1 for details.

Specification Information

Dimensions			Style	U.S.
D	W	H	Number	Base Price

Style	U.S.
Number	Base Price

Low-Pressure Laminate Top

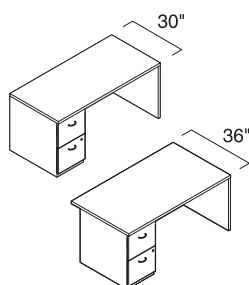
Full-Height Pedestal

30"	60"	28½"	TS5TDL3060	\$1114
30"	66"	28½"	TS5TDL3066	\$1178
30"	72"	28½"	TS5TDL3072	\$1243
36"	72"	28½"	TS5TDL3672	\$1305

High-Pressure Laminate Top

Full-Height Pedestal

TS5HDL3060	\$1223
TS5HDL3066	\$1287
TS5HDL3072	\$1352
TS5HDL3672	\$1414



Tip: 36"D desks have a 6" overhang on the visitor side.

Full-Height Pedestal with Bow Front

42"	72"	28½"	TS5TLBL4272	\$1386
-----	-----	------	--------------------	--------

Full-Height Pedestal with Bow Front

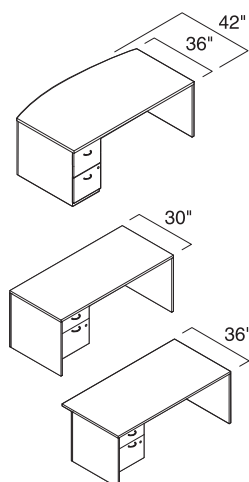
TS5HLBL4272	\$1495
--------------------	--------

¾-Height Pedestal

30"	60"	28½"	TS5TL3L3060	\$ 971
30"	66"	28½"	TS5TL3L3066	\$1034
30"	72"	28½"	TS5TL3L3072	\$1101
36"	72"	28½"	TS5TL3L3672	\$1162

¾-Height Pedestal

TS5HL3L3060	\$1080
TS5HL3L3066	\$1143
TS5HL3L3072	\$1210
TS5HL3L3672	\$1271



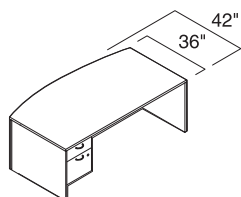
Tip: 36"D desks have a 6" overhang on the visitor side.

¾-Height Pedestal with Bow Front

42"	72"	28½"	TS5TL7L4272	\$1243
-----	-----	------	--------------------	--------

¾-Height Pedestal with Bow Front

TS5HL7L4272	\$1352
--------------------	--------



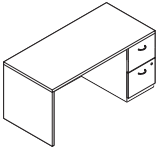
For Canadian Pricing

Multiply U.S. Price by the Canadian price factor.

► See page 1 for details.

Single-Pedestal Desks

Right Hand



Tip: Standard worksurfaces are 1 1/8" thick. However, the actual thickness between Low-Pressure Laminate (LPL) and High-Pressure Laminate (HPL) worksurfaces is slightly different. It is recommended that only worksurfaces of the same type are specified in a given application. In addition, there may be sheen or texture differences when using LPL and HPL in adjacent applications. Please use caution when mixing and matching different worksurface types.

Tip: The optional 1 3/8"-thick worksurface will add 1/4" to the overall height of the desk, making it 28 3/4"H.

Tip: Lock for the box/box/file pedestal option does not lock the top box drawer.

Tip: Grain direction of modesty panel runs horizontally. Grain direction of end panel and pedestal runs vertically.

Tip: The optional 1/4-height modesty panel should be used only in an application against a wall, as the pedestal back is open. Specify a desk shell with 1/4-height modesty panel and pedestal separately if back will be seen.

Standard Includes		Required to Specify	
► Need help? Product details, page 12	<ul style="list-style-type: none"> 1 1/8"-thick worksurface: Low-Pressure Laminate or High-Pressure Laminate Desk with full-height modesty panel: Low-Pressure Laminate Drawer front: Low-Pressure Laminate 3 mm radius profile edge on user's side: plastic 1 mm side and back edges: plastic default to match worksurface Handle pulls: 0835 Black or 9211 Nickel One full-height file/file pedestal or one 3/4-height box/file pedestal Full-extension, heavy-duty ball-bearing drawer suspensions Drawer interior: black laminate only File drawers to accommodate front-to-back or side-to-side filing of letter-size hanging file folder frames or side-to-side filing of legal-size hanging file folder frames Lock face ring with plastic plug to accommodate lock cylinder: 9201 Polished Chrome or 9250 Ember Chrome Adjustable leveling glides Shipped fully assembled 	<ol style="list-style-type: none"> 1 Style number 2 Low-Pressure Laminate or High-Pressure Laminate color number for worksurface, as appropriate 3 Plastic edge band color number for worksurface 4 Low-Pressure Laminate color number for desk 5 Low-Pressure Laminate color number for drawer front 6 Paint color number for handle pulls: 0835 Black, 9211 Nickel 7 Options, if selected (see below) <p>► See <i>Surface Materials</i>, page 570.</p> <p><i>Tip: Remember to specify lock cylinder and key.</i></p> <p>► <i>Lock Cylinders</i>, page 588</p>	
Options	U.S. Price	Required to Specify	
Worksurface	<ul style="list-style-type: none"> 1 3/8"-thick worksurface 	+\$109	Add suffix T to the style number.
Surface Materials	High-Pressure Laminate worksurfaces <ul style="list-style-type: none"> Open Line laminate 	+\$ 69 plus cost of laminate	► See <i>Surface Materials Reference Manual</i> .
Pedestals	Full-height pedestal <ul style="list-style-type: none"> One box/box/file pedestal One open/box/file pedestal 	No cost No cost	Specify with one box/box/file pedestal. Specify with one open/box/file pedestal.
Pulls	<ul style="list-style-type: none"> Ledge pulls: 7207 Black Ledge pulls: 4799 Platinum 	+\$ 29 +\$ 35	Specify with 7207 Black ledge pulls. Specify with 4799 Platinum ledge pulls.
Modesty Panel	<ul style="list-style-type: none"> 1/4-height modesty panel (9 3/8"H) 	No cost	Specify with 1/4-height modesty panel.
Related Products	<ul style="list-style-type: none"> Desk-height returns Return shells Grommet package Center drawer Keyboard shelf 		► Page 34 ► Page 38 ► Page 88 ► Page 90 ► Page 90



For Canadian Pricing

Multiply U.S. Price by the Canadian price factor.

► See page 1 for details.

Specification Information

Dimensions			Style	U.S.
D	W	H	Number	Base Price

Style	U.S.
Number	Base Price

Low-Pressure Laminate Top

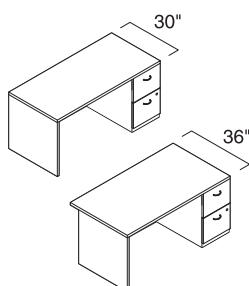
Full-Height Pedestal

30"	60"	28½"	TS5TLDR3060	\$1114
30"	66"	28½"	TS5TLDR3066	\$1178
30"	72"	28½"	TS5TLDR3072	\$1243
36"	72"	28½"	TS5TLDR3672	\$1305

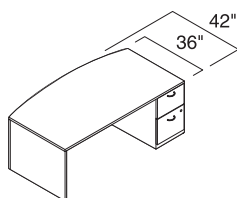
High-Pressure Laminate Top

Full-Height Pedestal

TS5HLDR3060	\$1223
TS5HLDR3066	\$1287
TS5HLDR3072	\$1352
TS5HLDR3672	\$1414



Tip: 36"D desks have a 6" overhang on the visitor side.

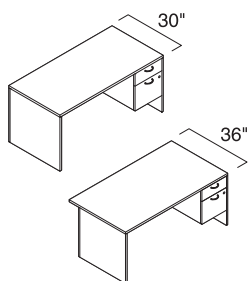


Full-Height Pedestal with Bow Front

42"	72"	28½"	TS5TLBR4272	\$1386
-----	-----	------	--------------------	--------

Full-Height Pedestal with Bow Front

TS5HLBR4272	\$1495
--------------------	--------



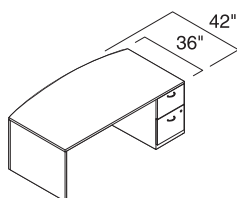
¾-Height Pedestal

30"	60"	28½"	TS5TL3R3060	\$ 971
30"	66"	28½"	TS5TL3R3066	\$1034
30"	72"	28½"	TS5TL3R3072	\$1101
36"	72"	28½"	TS5TL3R3672	\$1162

¾-Height Pedestal

TS5HL3R3060	\$1080
TS5HL3R3066	\$1143
TS5HL3R3072	\$1210
TS5HL3R3672	\$1271

Tip: 36"D desks have a 6" overhang on the visitor side.



¾-Height Pedestal with Bow Front

42"	72"	28½"	TS5TL7R4272	\$1243
-----	-----	------	--------------------	--------

¾-Height Pedestal with Bow Front

TS5HL7R4272	\$1352
--------------------	--------

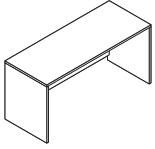


For Canadian Pricing

Multiply U.S. Price by the Canadian price factor.

► See page 1 for details.

Rectangular Desk Shells



Tip: Grain direction of modesty panel runs horizontally. Grain direction of end panels runs vertically.

Tip: The optional 1³/₈"-thick worksurface will add 1/4" to the overall height of the desk shell, making it 28³/₄"H.

Tip: For each clear-access end panel specified, two attachment brackets are shipped with the product.

Tip: Standard worksurfaces are 1¹/₈" thick. However, the actual thickness between Low-Pressure Laminate (LPL) and High-Pressure Laminate (HPL) worksurfaces is slightly different. It is recommended that only worksurfaces of the same type are specified in a given application. In addition, there may be sheen or texture differences when using LPL and HPL in adjacent applications. Please use caution when mixing and matching different worksurface types.

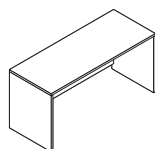
Standard Includes		Required to Specify	
► Need help? Product details, page 13	<ul style="list-style-type: none"> 1¹/₈"-thick worksurface: Low-Pressure Laminate or High-Pressure Laminate Desk shell with full-height modesty panel and two full-depth end panels: Low-Pressure Laminate 3 mm radius profile edge on user's side: plastic 1 mm side and back edges: plastic default to match worksurface Adjustable leveling glides Shipped ready to assemble 	<ol style="list-style-type: none"> 1 Style number 2 Low-Pressure Laminate or High-Pressure Laminate color number for worksurface, as appropriate 3 Plastic edge band color number for worksurface 4 Low-Pressure Laminate color number for desk shell 5 Options, if selected (see below) 	► See <i>Surface Materials</i> , page 570.
Options	U.S. Price	Required to Specify	
Worksurface	<ul style="list-style-type: none"> 1³/₈"-thick worksurface 	+\$109	Add suffix T to the style number.
Surface Materials	High-Pressure Laminate worksurfaces <ul style="list-style-type: none"> Open Line laminate 	+\$ 69 plus cost of laminate	► See <i>Surface Materials Reference Manual</i> .
End Panels	<ul style="list-style-type: none"> One full-depth end panel, right, and one clear-access end panel, left One clear-access end panel, right, and one full-depth end panel, left Two clear-access end panels 	No cost No cost No cost	Specify with full-depth end panel, right, and one clear-access end panel, left. Specify with clear-access end panel, right, and one full-depth end panel, left. Specify with two clear-access end panels.
Modesty Panel	<ul style="list-style-type: none"> 1/4-height modesty panel (9³/₈"H) 	No cost	Specify with 1/4-height modesty panel.
Related Products	<ul style="list-style-type: none"> Desk-height returns Return shells Pedestals Under-worksurface lateral file Under-worksurface storage cabinet Grommet package Center drawer Keyboard shelf 	► Page 34 ► Page 38 ► Page 62 ► Page 64 ► Page 66 ► Page 88 ► Page 90 ► Page 90	



For Canadian Pricing

Multiply U.S. Price by the Canadian price factor.

► See page 1 for details.



Specification Information

Dimensions			Style Number	U.S. Base Price
D	W	H		
Low-Pressure Laminate Top				
24"	30"	28½"	TS5TLDS2430	\$429
24"	36"	28½"	TS5TLDS2436	\$451
24"	42"	28½"	TS5TLDS2442	\$473
24"	48"	28½"	TS5TLDS2448	\$495
24"	54"	28½"	TS5TLDS2454	\$510
24"	60"	28½"	TS5TLDS2460	\$517
24"	66"	28½"	TS5TLDS2466	\$541
24"	72"	28½"	TS5TLDS2472	\$561
24"	84"	28½"	TS5TLDS2484	\$788
24"	96"	28½"	TS5TLDS2496	\$938
30"	30"	28½"	TS5TLDS3030	\$456
30"	36"	28½"	TS5TLDS3036	\$482
30"	42"	28½"	TS5TLDS3042	\$502
30"	48"	28½"	TS5TLDS3048	\$525
30"	54"	28½"	TS5TLDS3054	\$541
30"	60"	28½"	TS5TLDS3060	\$547
30"	66"	28½"	TS5TLDS3066	\$571
30"	72"	28½"	TS5TLDS3072	\$593
36"	72"	28½"	TS5TLDS3672	\$744

Tip: 36"D desk shell has a 6" overhang on the visitor side.

Style Number	U.S. Base Price
High-Pressure Laminate Top	
TS5HLDS2430	\$ 503
TS5HLDS2436	\$ 525
TS5HLDS2442	\$ 547
TS5HLDS2448	\$ 569
TS5HLDS2454	\$ 619
TS5HLDS2460	\$ 626
TS5HLDS2466	\$ 650
TS5HLDS2472	\$ 670
TS5HLDS2484	\$ 897
TS5HLDS2496	\$1047
TS5HLDS3030	\$ 565
TS5HLDS3036	\$ 591
TS5HLDS3042	\$ 611
TS5HLDS3048	\$ 634
TS5HLDS3054	\$ 650
TS5HLDS3060	\$ 656
TS5HLDS3066	\$ 680
TS5HLDS3072	\$ 702
TS5HLDS3672	\$ 853

**For Canadian Pricing**

Multiply U.S. Price by the Canadian price factor.

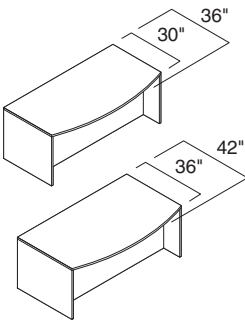
► See page 1 for details.

Bow-Front Desk Shells

Tip: Grain direction of modesty panel runs horizontally. Grain direction of end panels runs vertically.

Tip: The optional 1³/₈"-thick worksurface will add 1/4" to the overall height of the desk shell, making it 28³/₄"H.

Tip: Standard worksurfaces are 1¹/₈" thick. However, the actual thickness between Low-Pressure Laminate (LPL) and High-Pressure Laminate (HPL) worksurfaces is slightly different. It is recommended that only worksurfaces of the same type are specified in a given application. In addition, there may be sheen or texture differences when using LPL and HPL in adjacent applications. Please use caution when mixing and matching different worksurface types.



Tip: On the 36"D top, the modesty panel is inset 12". Use 23"D pedestal for storage.

Standard Includes		Required to Specify	
► Need help? Product details, page 13	<ul style="list-style-type: none"> 1¹/₈"-thick worksurface: Low-Pressure Laminate or High-Pressure Laminate Desk shell with full-height modesty panel and two full-depth end panels: Low-Pressure Laminate 3 mm radius profile edge on user's side: plastic 1 mm side and back edges: plastic default to match worksurface Adjustable leveling glides Shipped ready to assemble 	1 Style number 2 Low-Pressure Laminate or High-Pressure Laminate color number for worksurface, as appropriate 3 Plastic edge band color number for worksurface 4 Low-Pressure Laminate color number for desk shell 5 Options, if selected (see below) ► See <i>Surface Materials</i> , page 570.	
Options	U.S. Price	Required to Specify	
Worksurface	<ul style="list-style-type: none"> 1¹/₈"-thick worksurface 	+ \$109	Add suffix T to the style number.
Surface Materials	High-Pressure Laminate worksurfaces <ul style="list-style-type: none"> Open Line laminate 	+ \$ 69 plus cost of laminate	► See <i>Surface Materials Reference Manual</i> .
Related Products	<ul style="list-style-type: none"> Returns Return shells Pedestals Grommet package Center drawer Keyboard 	► Page 34 ► Page 38 ► Page 62 ► Page 88 ► Page 90 ► Page 90	

Specification Information

• **Dimensions**
 D W H

• **Style Number**

• **U.S. Base Price**

• **Style Number**

• **U.S. Base Price**

Low-Pressure Laminate Top

36"	72"	28 ¹ / ₂ "	TS5TLBS3672	\$744
42"	72"	28 ¹ / ₂ "	TS5TLBS4272	\$818
:	:	:	:	:

High-Pressure Laminate Top

TS5HLBS3672	\$853
TS5HLBS4272	\$927
:	:



For Canadian Pricing

Multiply U.S. Price by the Canadian price factor.

► See page 1 for details.

Extended Curved Corner Desk Shells

Extended Curved Corner
Desk Shells

Currency

Tip: Grain direction of extended modesty panel runs horizontally. Grain direction of shorter modesty panel and end panels run vertically.

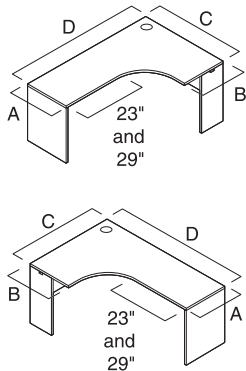
Tip: Standard worksurfaces are 1 1/8" thick. However, the actual thickness between Low-Pressure Laminate (LPL) and High-Pressure Laminate (HPL) worksurfaces is slightly different. It is recommended that only worksurfaces of the same type are specified in a given application. In addition, there may be sheen or texture differences when using LPL and HPL in adjacent applications. Please use caution when mixing and matching different worksurface types.

Tip: The optional 1 3/8"-thick worksurface will add 1/4" to the overall height of the desk shell, making it 28 3/4"H.

Tip: The optional 1/4-height modesty panel is available only on the 66" or 72" side of the desk shell.

Tip: Extended curved corner desk shell accommodates one pedestal under the extended portion and is standard with one clear-access end panel. Kneespace under the extended curved corner worksurface is 23" and 29".

Tip: Desks with a clear access end panel cannot be freestanding.



For Canadian Pricing

Multiply U.S. Price by the Canadian price factor.

► See page 1 for details.

Standard Includes

► Need help?
Product details,
page 12

- 1 1/8"-thick worksurface: Low-Pressure Laminate or High-Pressure Laminate
- Desk shell with full-height modesty panel and one full-depth and one clear access end panel: Low-Pressure Laminate
- 3 mm radius profile edge on user's side: plastic
- 1 mm side and back edges: plastic default to match worksurface
- Grommet: black plastic only
- Adjustable leveling glides
- Shipped ready to assemble

Required to Specify

- 1 Style number
 - 2 Low-Pressure Laminate or High-Pressure Laminate color number for worksurface, as appropriate
 - 3 Plastic edge band color number for worksurface
 - 4 Low-Pressure Laminate color number for desk shell
 - 5 Options, if selected (see below)
- See *Surface Materials*, page 570.

	Options	U.S. Price	Required to Specify
Worksurface	• 1 3/8"-thick worksurface	+\$109	Add suffix T to the style number.
Surface Materials	High-Pressure Laminate worksurfaces • Open Line laminate	+\$ 69 plus cost of laminate	► See <i>Surface Materials Reference Manual</i> .
Modesty Panel	• 1/4-height modesty panel (9 3/8"H)	No cost	Specify with 1/4-height modesty panel.
Related Products	• Desk-height returns • Return shells • Bridges • Pedestals • Under-worksurface lateral file • Under-worksurface storage cabinet • Grommet package • Center drawer • Keyboard shelf		► Page 34 ► Page 38 ► Page 42 ► Page 62 ► Page 64 ► Page 66 ► Page 88 ► Page 90 ► Page 90

Specification Information

Dimensions	Style Number	U.S. Base Price	Style Number	U.S. Base Price
A B C D H				

Low-Pressure Laminate Top

Left-Hand

24"	24"	36"	66"	28 1/2"	TS5TLEL2466	\$841
24"	24"	48"	72"	28 1/2"	TS5TLEL2472	\$918

Right-Hand

24"	24"	36"	66"	28 1/2"	TS5TLER2466	\$841
24"	24"	48"	72"	28 1/2"	TS5TLER2472	\$918

High-Pressure Laminate Top

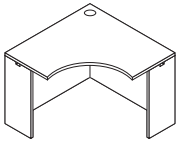
Left-Hand

TS5HLEL2466	\$ 950
TS5HLEL2472	\$1027

Right-Hand

TS5HLER2466	\$ 950
TS5HLER2472	\$1027

Curved Corner Desk Shells



*Tip: Grain direction of mod-
esty panels and end panels
run vertically.*

*Tip: The optional 1³/₈"-thick
worksurface will add 1/4" to
the overall height of the desk
shell, making it 28³/₄"H.*

*Tip: Curved corner desk shell
must be used in conjunction
with returns or return shells;
they are not freestanding.*

*Tip: Standard worksurfaces
are 1¹/₈" thick. However, the
actual thickness between
Low-Pressure Laminate
(LPL) and High-Pressure
Laminate (HPL) worksur-
faces is slightly different.
It is recommended that only
worksurfaces of the same
type are specified in a given
application. In addition, there
may be sheen or texture
differences when using LPL
and HPL in adjacent appli-
cations. Please use caution
when mixing and matching
different worksurface types.*

Standard Includes	Required to Specify
<p>► Need help? Product details, page 13</p> <ul style="list-style-type: none"> • 1¹/₈"-thick worksurface: Low-Pressure Laminate or High-Pressure Laminate • Desk shell with full-height modesty panel and two clear-access end panels: Low-Pressure Laminate • 3 mm radius profile edge on user's side: plastic • 1 mm side and back edges: plastic default to match user's side • Grommet: black plastic only • Adjustable leveling glides • Shipped ready to assemble 	<ol style="list-style-type: none"> 1 Style number 2 Low-Pressure Laminate or High-Pressure Laminate color number for worksurface, as appropriate 3 Plastic edge band color number for worksurface 4 Low-Pressure Laminate color number for desk shell 5 Options, if selected (see below) <p>► See <i>Surface Materials</i>, page 570.</p>

Options	U.S. Price	Required to Specify
Worksurface	• 1 ³ / ₈ "-thick worksurface	+\$109
Surface Materials	High-Pressure Laminate worksurfaces	
	• Open Line laminate	+\$ 69 plus cost of laminate
Related Products	<ul style="list-style-type: none"> • Desk-height returns • Desk-height transition returns • Return shells • Transition return shells • Keyboard shelf 	<p>► See <i>Surface Materials Reference Manual</i>.</p> <p>► Page 34 ► Page 36 ► Page 38 ► Page 39 ► Page 90</p>

Specification Information					
Dimensions			Style Number	U.S. Base Price	
D	W	H			
24"	42"	28 ¹ / ₂ "	TS5TLCS2442	\$674	
:	:	:	:	:	:
Low-Pressure Laminate Top					
24"	42"	28 ¹ / ₂ "	TS5HLCS2442	\$783	
:	:	:	:	:	:
High-Pressure Laminate Top					
24"	42"	28 ¹ / ₂ "	TS5HLCS2442	\$783	
:	:	:	:	:	:

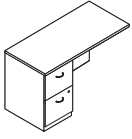


For Canadian Pricing

Multiply U.S. Price by the
Canadian price factor.

► See page 1 for details.

Desk-Height Returns



Tip: Grain direction of modesty panel and pedestal run vertically.

Tip: Standard worksurfaces are 1 1/8" thick. However, the actual thickness between Low-Pressure Laminate (LPL) and High-Pressure Laminate (HPL) worksurfaces is slightly different. It is recommended that only worksurfaces of the same type are specified in a given application. In addition, there may be sheen or texture differences when using LPL and HPL in adjacent applications. Please use caution when mixing and matching different worksurface types.

Tip: The optional 1 3/8"-thick worksurface will add 1/4" to the overall height of the return, making it 28 3/4"H.

Tip: Lock for the box/box/file pedestal option does not lock the top box drawer.

Tip: The optional 1/4-height modesty panel should be used only in an application against a wall, as the pedestal back is open. Specify a return shell with 1/4-height modesty panel and pedestal separately if back will be seen.

	Standard Includes	Required to Specify
► Need help? Product details, page 12	<ul style="list-style-type: none"> 1 1/8"-thick worksurface: Low-Pressure Laminate or High-Pressure Laminate Return with full-height modesty panel: Low-Pressure Laminate Drawer front: Low-Pressure Laminate 3 mm radius profile edge on user's side: plastic 1 mm side and back edges: plastic default to match user's side Handle pulls: 0835 Black or 9211 Nickel One full-height file/file pedestal or one 3/4-height box/file pedestal Full-extension, heavy-duty ball-bearing drawer suspensions Drawer interior: black laminate only File drawers to accommodate front-to-back or side-to-side filing of letter-size hanging file folder frames or side-to-side filing of legal-size hanging file folder frames Lock face ring with plastic plug to accommodate lock cylinder: 9201 Polished Chrome or 9250 Ember Chrome Adjustable leveling glides Two attachment brackets Shipped fully assembled 	<ol style="list-style-type: none"> 1 Style number 2 Low-Pressure Laminate or High-Pressure Laminate color number for worksurface, as appropriate 3 Plastic edge band color number for worksurface 4 Low-Pressure Laminate color number for return 5 Low-Pressure Laminate color number for drawer front 6 Paint color number for handle pulls: 0835 Black, 9211 Nickel 7 Options, if selected (see below) <p>► See <i>Surface Materials</i>, page 570.</p> <p>Tip: Remember to specify lock cylinder and key.</p> <p>► <i>Lock Cylinders</i>, page 588</p>

	Options	U.S. Price	Required to Specify
Worksurface	<ul style="list-style-type: none"> 1 3/8"-thick worksurface 	+\$109	Add suffix T to the style number.
Surface Materials	High-Pressure Laminate worksurfaces <ul style="list-style-type: none"> Open Line laminate 	+\$ 69 plus cost of laminate	► See <i>Surface Materials Reference Manual</i> .
Pedestals	Full-height pedestal <ul style="list-style-type: none"> One box/box/file pedestal One open/box/file pedestal 	No cost No cost	Specify with one box/box/file pedestal. Specify with one open/box/file pedestal.
Pulls	<ul style="list-style-type: none"> Ledge pulls: 7207 Black Ledge pulls: 4799 Platinum 	+\$ 29 +\$ 35	Specify with 7207 Black ledge pulls. Specify with 4799 Platinum ledge pulls.
Modesty Panel	<ul style="list-style-type: none"> 1/4-height modesty panel (9 3/8"H) 	No cost	Specify with 1/4-height modesty panel.
Related Products	<ul style="list-style-type: none"> Single-pedestal desks Desk shells Single-pedestal credenzas Grommet package 		► Page 24 ► Page 28 ► Page 56 ► Page 88



For Canadian Pricing

Multiply U.S. Price by the Canadian price factor.

► See page 1 for details.

Specification Information

Dimensions			Style	U.S.
D	W	H	Number	Base Price

Style	U.S.
Number	Base Price

Low-Pressure Laminate Top

Left-Hand, Full-Height Pedestal

24"	42"	28½"	TS5TLRL2442	\$849
24"	48"	28½"	TS5TLRL2448	\$929

High-Pressure Laminate Top

Left-Hand, Full-Height Pedestal

TS5HLRL2442	\$ 923
TS5HLRL2448	\$1003

Left-Hand, ¾-Height Pedestal

24"	42"	28½"	TS5TL5L2442	\$732
24"	48"	28½"	TS5TL5L2448	\$811

Left-Hand, ¾-Height Pedestal

TS5HL5L2442	\$ 806
TS5HL5L2448	\$ 885

Right-Hand, Full-Height Pedestal

24"	42"	28½"	TS5TLRR2442	\$849
24"	48"	28½"	TS5TLRR2448	\$929

Right-Hand, Full-Height Pedestal

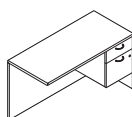
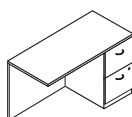
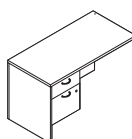
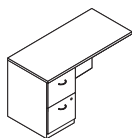
TS5HLRR2442	\$ 923
TS5HLRR2448	\$1003

Right-Hand, ¾-Height Pedestal

24"	42"	28½"	TS5TL5R2442	\$732
24"	48"	28½"	TS5TL5R2448	\$811

Right-Hand, ¾-Height Pedestal

TS5HL5R2442	\$ 806
TS5HL5R2448	\$ 885

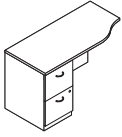


For Canadian Pricing

Multiply U.S. Price by the Canadian price factor.

► See page 1 for details.

Desk-Height Transition Returns



Tip: Grain direction of modesty panel and pedestal runs vertically.

Tip: Transition return should be used in conjunction with a curved corner desk shell.

Tip: Standard worksurfaces are 1 1/8" thick. However, the actual thickness between Low-Pressure Laminate (LPL) and High-Pressure Laminate (HPL) worksurfaces is slightly different. It is recommended that only worksurfaces of the same type are specified in a given application. In addition, there may be sheen or texture differences when using LPL and HPL in adjacent applications. Please use caution when mixing and matching different worksurface types.

Tip: The optional 1 3/8"-thick worksurface will add 1/4" to the overall height of the return, making it 28 3/4"H.

Tip: Lock for the box/box/file pedestal option does not lock the top box drawer.

Tip: The optional 1/4-height modesty panel should be used only in an application against a wall, as the pedestal back is open. Specify a transition return shell with 1/4-height modesty panel and pedestal separately if back will be seen.

	Standard Includes	Required to Specify
► Need help? Product details, page 12	<ul style="list-style-type: none"> 1 1/8"-thick worksurface: Low-Pressure Laminate or High-Pressure Laminate Return with full-height modesty panel: Low-Pressure Laminate Drawer front: Low-Pressure Laminate 3 mm radius profile edge on user's side: plastic 1 mm side and back edges: plastic default to match user's side Handle pulls: 0835 Black or 9211 Nickel One full-height file/file pedestal or one 3/4-height box/file pedestal Full-extension, heavy-duty ball-bearing drawer suspensions Drawer interior: black laminate only File drawers to accommodate front-to-back or side-to-side filing of letter-size hanging file folder frames or side-to-side filing of legal-size hanging file folder frames Lock face ring with plastic plug to accommodate lock cylinder: 9201 Polished Chrome or 9250 Ember Chrome Adjustable leveling glides Two attachment brackets Shipped fully assembled 	<ol style="list-style-type: none"> Style number Low-Pressure Laminate or High-Pressure Laminate color number for worksurface, as appropriate Plastic edge band color number for worksurface Low-Pressure Laminate color number for return Low-Pressure Laminate color number for drawer front Paint color number for handle pulls: 0835 Black, 9211 Nickel Options, if selected (see below) <p>► See <i>Surface Materials</i>, page 570.</p> <p><i>Tip: Remember to specify lock cylinder and key.</i></p> <p>► <i>Lock Cylinders</i>, page 588</p>

	Options	U.S. Price	Required to Specify
Worksurface	<ul style="list-style-type: none"> 1 3/8"-thick worksurface 	+\$109	Add suffix T to the style number.
Surface Materials	High-Pressure Laminate worksurfaces <ul style="list-style-type: none"> Open Line laminate 	+\$ 69 plus cost of laminate	► See <i>Surface Materials Reference Manual</i> .
Pedestals	Full-height pedestal <ul style="list-style-type: none"> One box/box/file pedestal One open/box/file pedestal 	No cost No cost	Specify with one box/box/file pedestal. Specify with one open/box/file pedestal.
Pulls	<ul style="list-style-type: none"> Ledge pulls: 7207 Black Ledge pulls: 4799 Platinum 	+\$ 29 +\$ 35	Specify with 7207 Black ledge pulls. Specify with 4799 Platinum ledge pulls.
Modesty Panel	<ul style="list-style-type: none"> 1/4-height modesty panel (9 3/8"H) 	No cost	Specify with 1/4-height modesty panel.
Related Products	<ul style="list-style-type: none"> Curved corner desk shells Grommet package 		► Page 32 ► Page 88



For Canadian Pricing

Multiply U.S. Price by the Canadian price factor.

► See page 1 for details.

Specification Information

Dimensions				Style Number	U.S. Base Price
A	B	C	H		

Style Number	U.S. Base Price
--------------	-----------------

Low-Pressure Laminate Top

Left-Hand, Full-Height Pedestal

24"	30"	42"	28½"	TS5TLTL2442	\$ 929
24"	30"	48"	28½"	TS5TLTL2448	\$1008

High-Pressure Laminate Top

Left-Hand, Full-Height Pedestal

TS5HLTL2442	\$1003
TS5HLTL2448	\$1082

Left-Hand, ¾-Height Pedestal

24"	30"	42"	28½"	TS5TL6L2442	\$ 811
24"	30"	48"	28½"	TS5TL6L2448	\$ 891

Left-Hand, ¾-Height Pedestal

TS5HL6L2442	\$ 885
TS5HL6L2448	\$ 965

Right-Hand, Full-Height Pedestal

24"	30"	42"	28½"	TS5TLTR2442	\$ 929
24"	30"	48"	28½"	TS5TLTR2448	\$1008

Right-Hand, Full-Height Pedestal

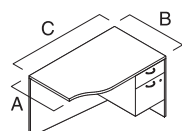
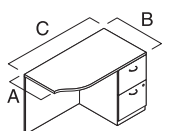
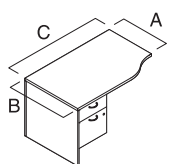
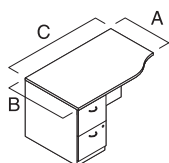
TS5HLTR2442	\$1003
TS5HLTR2448	\$1082

Right-Hand, ¾-Height Pedestal

24"	30"	42"	28½"	TS5TL6R2442	\$ 811
24"	30"	48"	28½"	TS5TL6R2448	\$ 891

Right-Hand, ¾-Height Pedestal

TS5HL6R2442	\$ 885
TS5HL6R2448	\$ 965



For Canadian Pricing

Multiply U.S. Price by the Canadian price factor.

► See page 1 for details.

Return Shells

Tip: Grain direction of modesty panel and end panel runs vertically.

Tip: Standard worksurfaces are 1 1/8" thick. However, the actual thickness between Low-Pressure Laminate (LPL) and High-Pressure Laminate (HPL) worksurfaces is slightly different. It is recommended that only worksurfaces of the same type are specified in a given application. In addition, there may be sheen or texture differences when using LPL and HPL in adjacent applications. Please use caution when mixing and matching different worksurface types.

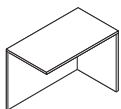
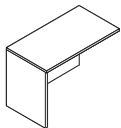
Tip: The optional 1 3/8"-thick worksurface will add 1/4" to the overall height of the return shell, making it 28 3/4"H.

Standard Includes		Required to Specify	
► Need help? Product details, page 12	<ul style="list-style-type: none"> 1 1/8"-thick worksurface: Low-Pressure Laminate or High-Pressure Laminate Return shell with full-height modesty panel and one full-depth end panel: Low-Pressure Laminate 3 mm radius profile edge on user's side: plastic 1 mm side and back edges: plastic default to match user's side Adjustable leveling glides Two attachment brackets Shipped ready to assemble 	1 Style number 2 Low-Pressure Laminate or High-Pressure Laminate color number for worksurface, as appropriate 3 Plastic edge band color number for worksurface 4 Low-Pressure Laminate color number for return shell 5 Options, if selected (see below) ► See <i>Surface Materials</i> , page 570.	
Options	U.S. Price	Required to Specify	
Worksurface	<ul style="list-style-type: none"> 1 3/8"-thick worksurface 	+\$109	
Surface Materials	High-Pressure Laminate worksurfaces <ul style="list-style-type: none"> Open Line laminate 	+\$ 69 plus cost of laminate	
Modesty Panel	<ul style="list-style-type: none"> 1/4-height modesty panel (9 5/8"H) 	No cost	
Related Products	<ul style="list-style-type: none"> Single-pedestal desks Desk shells Single-pedestal credenzas Pedestals Grommet package 	► Page 24 ► Page 28 ► Page 56 ► Page 62 ► Page 88	

Specification Information

Dimensions			Style Number	U.S. Base Price
D	W	H		
Low-Pressure Laminate Top				
Left-Hand				
24"	42"	28 1/2"	TS5TLUL2442	\$413
24"	48"	28 1/2"	TS5TLUL2448	\$451
Right-Hand				
24"	42"	28 1/2"	TS5TLUR2442	\$413
24"	48"	28 1/2"	TS5TLUR2448	\$451

Style Number	U.S. Base Price
High-Pressure Laminate Top	
Left-Hand	
TS5HLUL2442	\$487
TS5HLUL2448	\$525
Right-Hand	
TS5HLUR2442	\$487
TS5HLUR2448	\$525



For Canadian Pricing
 Multiply U.S. Price by the Canadian price factor.
 ► See page 1 for details.

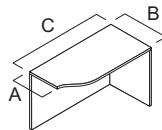
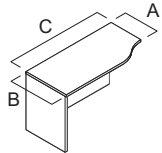
Transition Return Shells

Tip: Grain direction of modesty panel and end panel runs vertically.

Tip: Standard worksurfaces are 1½" thick. However, the actual thickness between Low-Pressure Laminate (LPL) and High-Pressure Laminate (HPL) worksurfaces is slightly different. It is recommended that only worksurfaces of the same type are specified in a given application. In addition, there may be sheen or texture differences when using LPL and HPL in adjacent applications. Please use caution when mixing and matching different worksurface types.

Tip: The optional 1⅜"-thick worksurface will add ¼" to the overall height of the return shell, making it 28¾"H.

Tip: Transition return shell should be used in conjunction with a curved corner desk shell.



Standard Includes

- ▶ Need help? Product details, page 13
- 1½"-thick worksurface: Low-Pressure Laminate or High-Pressure Laminate
- Return shell with full-height modesty panel and one full-depth end panel: Low-Pressure Laminate
- 3 mm radius profile edge on user's side: plastic
- 1 mm side and back edges: plastic default to match user's side
- Adjustable leveling glides
- Two attachment brackets
- Shipped ready to assemble

Required to Specify

- 1 Style number
 - 2 Low-Pressure Laminate or High-Pressure Laminate color number for worksurface, as appropriate
 - 3 Plastic edge band color number for worksurface
 - 4 Low-Pressure Laminate color number for return shell
 - 5 Options, if selected (see below)
- ▶ See *Surface Materials*, page 570.

	Options	U.S. Price	Required to Specify
Worksurface	• 1⅜"-thick worksurface	+\$109	Add suffix T to the style number.
Surface Materials	High-Pressure Laminate worksurfaces • Open Line laminate	+\$ 69 plus cost of laminate	▶ See <i>Surface Materials Reference Manual</i> .
Modesty Panel	• ¼-height modesty panel (9⅜"H)	No cost	Specify with ¼-height modesty panel.
Related Products	• Curved corner desk shells • Pedestals • Grommet package		▶ Page 32 ▶ Page 62 ▶ Page 88

Specification Information

Dimensions				Style Number	U.S. Base Price	Style Number	U.S. Base Price
A	B	C	H				
Low-Pressure Laminate Top							
Left-Hand							
24"	30"	42"	28½"	TS5TLNL2442	\$489	TS5HLNL2442	\$563
24"	30"	48"	28½"	TS5TLNL2448	\$528	TS5HLNL2448	\$602
Right-Hand							
24"	30"	42"	28½"	TS5TLNR2442	\$489	TS5HLNR2442	\$563
24"	30"	48"	28½"	TS5TLNR2448	\$528	TS5HLNR2448	\$602
High-Pressure Laminate Top							
Left-Hand							
Right-Hand							



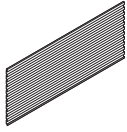
For Canadian Pricing

Multiply U.S. Price by the Canadian price factor.

▶ See page 1 for details.

Slatwall Screens and Mounting Brackets

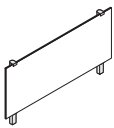
Slatwall Screens



Note: This product is turnstone, **NOT** Steelcase. It is included here to simplify your planning. Remember that Steelcase has different terms than turnstone products.

Standard Includes		Required to Specify	
► Need help? Product details, page 14	• Slatwall screen: paint price group 1	1 Style number 2 Paint color number for slatwall screen 3 Options, if selected (see below) ► See <i>Surface Materials</i> , page 570.	
Options		U.S. Price	Required to Specify
Surface Materials	• Paint price group 1 • Paint price group 2	No cost +\$16	Specify paint color number. Specify paint color number.
Specification Information			
Dimensions D W H	Style Number	U.S. Base Price	
1/4" 18" 12"	TS5YSL1218	\$180	
1/4" 26 3/4" 12"	TS5YSL1226	\$224	
1/4" 32 3/4" 12"	TS5YSL1232	\$252	
1/4" 38 5/8" 12"	TS5YSL1238	\$278	
1/4" 44 1/2" 12"	TS5YSL1244	\$296	
1/4" 56 1/4" 12"	TS5YSL1256	\$335	
1/4" 62 1/4" 12"	TS5YSL1262	\$383	
1/4" 68 1/8" 12"	TS5YSL1268	\$410	
:	:	:	

Screen Mounting Brackets

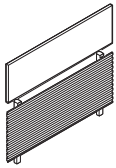


Tip: Specify package of three mounting brackets for use with 56 1/4"W or wider screens. Specify package of two mounting brackets for use with all other applications.

Note: This product is turnstone, **NOT** Steelcase. It is included here to simplify your planning. Remember that Steelcase has different terms than turnstone products.

Standard Includes		Required to Specify	
► Need help? Product details, page 14	• Screen mounting brackets: paint price group 1	1 Style number 2 Paint color number for screen mounting brackets 3 Options, if selected (see below) ► See <i>Surface Materials</i> , page 570.	
Options		U.S. Price	Required to Specify
Surface Materials	• Paint price group 1 • Paint price group 2	No cost +\$10	Specify paint color number. Specify paint color number.
Specification Information			
Dimensions D W H	Style Number	U.S. Base Price	
Package of Two Mounting Brackets			
1 1/2" 2" 15"	TS5YMB212	\$149	
:	:	:	
Package of Three Mounting Brackets			
1 1/2" 2" 15"	TS5YMB312	\$198	
:	:	:	

Slatwall Tackboards



Standard Includes		Required to Specify	
► Need help? Product details, page 14	<ul style="list-style-type: none"> Slatwall tackboard: fabric Mounting hardware brackets 	1 Style number 2 Fabric color number 3 Options, if selected (see below) ► See <i>Surface Materials</i> , page 570.	
Surface Materials	Options	U.S. Price	Required to Specify
	<ul style="list-style-type: none"> Kick standard fabric price group A Fabric price group 1 Fabric price group 2 Fabric price group 3 Fabric price group 4 Fabric price group COM 	No cost +\$ 5 +\$22 +\$33 +\$83 +\$42	Specify fabric color number. Specify fabric color number. Specify fabric color number. Specify fabric color number. Specify fabric color number. ► See <i>Surface Materials Reference Manual</i> .
	Fabric direction on 18"W and 56 1/4"W tackboards		
	<ul style="list-style-type: none"> Vertical application 	+\$ 9	Specify with vertical application.
Related Products	<ul style="list-style-type: none"> Slatwall screens Screen mounting brackets 		► Page 40 ► Page 40

Specification Information

Dimensions			Style Number	U.S. Base Price
D	W	H		
1/2"	18"	2 1/2"	TS5ASWTB218	\$174
1/2"	26 3/4"	2 1/2"	TS5ASWTB226	\$190
1/2"	32 3/4"	2 1/2"	TS5ASWTB232	\$203
1/2"	38 5/8"	2 1/2"	TS5ASWTB238	\$216
1/2"	44 1/2"	2 1/2"	TS5ASWTB244	\$228
1/2"	56 1/4"	2 1/2"	TS5ASWTB256	\$258
1/2"	62 1/4"	2 1/2"	TS5ASWTB262	\$270
1/2"	68 1/8"	2 1/2"	TS5ASWTB268	\$279
1/2"	18"	9"	TS5ASWTB918	\$208
1/2"	26 3/4"	9"	TS5ASWTB926	\$222
1/2"	32 3/4"	9"	TS5ASWTB932	\$236
1/2"	38 5/8"	9"	TS5ASWTB938	\$251
1/2"	44 1/2"	9"	TS5ASWTB944	\$263
1/2"	56 1/4"	9"	TS5ASWTB956	\$291
1/2"	62 1/4"	9"	TS5ASWTB962	\$306
1/2"	68 1/8"	9"	TS5ASWTB968	\$314
:	:	:	:	:

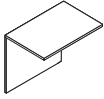


For Canadian Pricing

Multiply U.S. Price by the Canadian price factor.

► See page 1 for details.

Bridges



Tip: Grain direction of modesty panel runs vertically.

Tip: Standard worksurfaces are 1 1/8" thick. However, the actual thickness between Low-Pressure Laminate (LPL) and High-Pressure Laminate (HPL) worksurfaces is slightly different. It is recommended that only worksurfaces of the same type are specified in a given application. In addition, there may be sheen or texture differences when using LPL and HPL in adjacent applications. Please use caution when mixing and matching different worksurface types.

Tip: The optional 1 3/8"-thick worksurface will add 1/4" to the overall height of the bridge, making it 28 3/4"H.

Standard Includes		Required to Specify
► Need help? Product details, page 12	<ul style="list-style-type: none"> 1 1/8"-thick worksurface: Low-Pressure Laminate or High-Pressure Laminate Bridge with full-height modesty panel: Low-Pressure Laminate 3 mm radius profile edge on user's side: plastic 1 mm side and back edges: plastic default to match user's side Four attachment brackets Shipped ready to assemble 	1 Style number 2 Low-Pressure Laminate or High-Pressure Laminate color number for worksurface, as appropriate 3 Plastic edge band color number for worksurface 4 Low-Pressure Laminate color number for bridge 5 Options, if selected (see below) ► See <i>Surface Materials</i> , page 570.

	Options	U.S. Price	Required to Specify
Worksurface	<ul style="list-style-type: none"> 1 3/8"-thick worksurface 	+\$109	Add suffix T to the style number.
Surface Materials	High-Pressure Laminate worksurfaces <ul style="list-style-type: none"> Open Line laminate 	+\$ 69 plus cost of laminate	► See <i>Surface Materials Reference Manual</i> .
Modesty Panel	<ul style="list-style-type: none"> 1/4-height modesty panel (9 3/8"H) 	No cost	Specify with 1/4-height modesty panel.

Specification Information

Dimensions			Style Number	U.S. Base Price
D	W	H		

Low-Pressure Laminate Top

24"	36"	28 1/2"	TS5TLB2436	\$309
24"	42"	28 1/2"	TS5TLB2442	\$329
24"	48"	28 1/2"	TS5TLB2448	\$354
:	:	:	:	:

Style Number	U.S. Base Price

High-Pressure Laminate Top

TS5HLB2436	\$383
TS5HLB2442	\$403
TS5HLB2448	\$428
:	:



For Canadian Pricing

Multiply U.S. Price by the Canadian price factor.

► See page 1 for details.

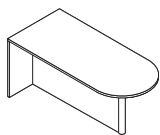
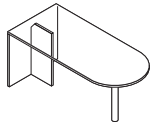
D-Shape Worksurfaces

Tip: Grain direction of end panel runs vertically. Grain direction of modesty panel, if selected, runs horizontally.

Tip: D-shape worksurface must be attached to a bridge or return to form an L- or U-shaped configuration and to provide proper stability.

Tip: Standard worksurfaces are 1 1/8" thick. However, the actual thickness between Low-Pressure Laminate (LPL) and High-Pressure Laminate (HPL) worksurfaces is slightly different. It is recommended that only worksurfaces of the same type are specified in a given application. In addition, there may be sheen or texture differences when using LPL and HPL in adjacent applications. Please use caution when mixing and matching different worksurface types.

Tip: The optional 1 3/8"-thick worksurface will add 1/4" to the overall height of the D-shape worksurface, making it 28 3/4"H.



Standard Includes	Required to Specify
<p>► Need help? Product details, page 12</p> <ul style="list-style-type: none"> 1 1/8"-thick worksurface: Low-Pressure Laminate or High-Pressure Laminate End panel and modesty panel, if selected: Low-Pressure Laminate 3 mm radius profile edge on sides and end: plastic 1 mm side and back edges: plastic default to match user's side 6"-diameter column leg: paint price group 1 Adjustable leveling glides Shipped ready to assemble 	<ol style="list-style-type: none"> Style number Low-Pressure Laminate or High-Pressure Laminate color number for worksurface, as appropriate Plastic edge band color number for worksurface Low-Pressure Laminate color number for end panel and modesty panel, if selected Paint color number for column leg Options, if selected (see below) <p>► See <i>Surface Materials</i>, page 570.</p>

Options	U.S. Price	Required to Specify
Surface Materials		
Column leg <ul style="list-style-type: none"> Paint price group 1 Paint price group 2 	No cost +\$ 16	Specify paint color number. Specify paint color number.
High-Pressure Laminate worksurfaces <ul style="list-style-type: none"> Open Line laminate 	+\$ 69 plus cost of laminate	► See <i>Surface Materials Reference Manual</i> .
Worksurface <ul style="list-style-type: none"> 1 3/8"-thick worksurface 	+\$109	Add suffix T to the style number.
Modesty Panel <ul style="list-style-type: none"> 1/4-height modesty panel (9 3/8"H) 	No cost	Specify with 1/4-height modesty panel.

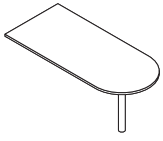
Specification Information						
Dimensions			Style Number	U.S. Base Price	Style Number	U.S. Base Price
D	W	H				
Low-Pressure Laminate Top						
30"	66"	28½"	TS5TLFD3066	\$690	TS5HLFD3066	\$ 799
30"	72"	28½"	TS5TLFD3072	\$727	TS5HLFD3072	\$ 836
36"	72"	28½"	TS5TLFD3672	\$805	TS5HLFD3672	\$ 914
With Modesty Panel						
30"	66"	28½"	TS5TLMD3066	\$799	TS5HLMD3066	\$ 908
30"	72"	28½"	TS5TLMD3072	\$836	TS5HLMD3072	\$ 945
36"	72"	28½"	TS5TLMD3672	\$914	TS5HLMD3672	\$1023



For Canadian Pricing
Multiply U.S. Price by the Canadian price factor.
► See page 1 for details.

D-Shape Worksurfaces

Suspended from Edge of Desk Shell



Tip: D-shape work surface must be attached to a desk, credenza, desk shell, or adjoining work surface to form an L- or U-shaped configuration and to provide proper stability.

Tip: The optional 1 3/8"-thick work surface will add 1/4" to the overall height of the D-shape work surface, making it 28 3/4"H.

Tip: Standard work surfaces are 1 1/8" thick. However, the actual thickness between Low-Pressure Laminate (LPL) and High-Pressure Laminate (HPL) work surfaces is slightly different. It is recommended that only work surfaces of the same type are specified in a given application. In addition, there may be sheen or texture differences when using LPL and HPL in adjacent applications. Please use caution when mixing and matching different work surface types.

Standard Includes		Required to Specify	
► Need help? Product details, page 12	<ul style="list-style-type: none"> 1 1/8"-thick work surface: Low-Pressure Laminate or High-Pressure Laminate 3 mm radius profile edge on user's side: plastic 1 mm side and back edges: plastic default to match user's side 6"-diameter column leg: paint price group 1 Adjustable leveling glides Shipped ready to assemble 	<ol style="list-style-type: none"> 1 Style number 2 Low-Pressure Laminate or High-Pressure Laminate color number for work surface, as appropriate 3 Plastic edge band color number for work surface 4 Paint color number for column leg 5 Options, if selected (see below) 	
		► See <i>Surface Materials</i> , page 570.	

Options		U.S. Price	Required to Specify
Surface Materials	Column leg		
	<ul style="list-style-type: none"> Paint price group 1 Paint price group 2 	No cost +\$ 16	Specify paint color number. Specify paint color number.
High-Pressure Laminate work surfaces			
<ul style="list-style-type: none"> Open Line laminate 		+\$ 69 plus cost of laminate	► See <i>Surface Materials Reference Manual</i> .
Work surface	<ul style="list-style-type: none"> 1 3/8"-thick work surface 	+\$109	Add suffix T to the style number.

Specification Information

Dimensions			Style Number	U.S. Base Price
D	W	H		

Low-Pressure Laminate Top

30"	66"	28 1/2"	TS5TLSD3066	\$575
30"	72"	28 1/2"	TS5TLSD3072	\$611
36"	72"	28 1/2"	TS5TLSD3672	\$688
:	:	:	:	:

Style Number	U.S. Base Price
--------------	-----------------

High-Pressure Laminate Top

TS5HLSD3066	\$684
TS5HLSD3072	\$720
TS5HLSD3672	\$797
:	:



For Canadian Pricing

Multiply U.S. Price by the Canadian price factor.

► See page 1 for details.

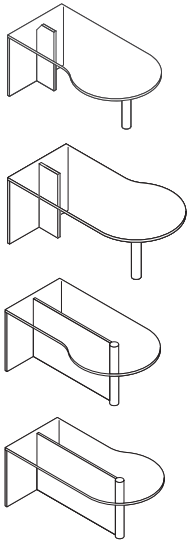
P-Shape Worksurfaces

Tip: Grain direction of end panel runs vertically. Grain direction of modesty panel, if selected, runs horizontally.

Tip: P-shape worksurface must be attached to a bridge or return to form an L- or U-shaped configuration and to provide proper stability.

Tip: The optional 1 3/8"-thick worksurface will add 1/4" to the overall height of the P-shape worksurface, making it 28 3/4"H.

Tip: Standard worksurfaces are 1 1/8" thick. However, the actual thickness between Low-Pressure Laminate (LPL) and High-Pressure Laminate (HPL) worksurfaces is slightly different. It is recommended that only worksurfaces of the same type are specified in a given application. In addition, there may be sheen or texture differences when using LPL and HPL in adjacent applications. Please use caution when mixing and matching different worksurface types.



Standard Includes	Required to Specify
<p>► Need help? Product details, page 12</p> <ul style="list-style-type: none"> 1 1/8"-thick worksurface: Low-Pressure Laminate or High-Pressure Laminate End panel and modesty panel, if selected: Low-Pressure Laminate 3 mm radius profile edge on user's side: plastic 1 mm side and back edges: plastic default to match user's side 6"-diameter column leg: paint price group 1 Adjustable leveling glides Shipped ready to assemble 	<ol style="list-style-type: none"> Style number Low-Pressure Laminate or High-Pressure Laminate color number for worksurface, as appropriate Plastic edge band color number for worksurface Low-Pressure Laminate color number for end panel and modesty panel, if selected Paint color number for column leg Options, if selected (see below) <p>► See <i>Surface Materials</i>, page 570.</p>

Options	U.S. Price	Required to Specify
Surface Materials <ul style="list-style-type: none"> Column leg <ul style="list-style-type: none"> Paint price group 1: No cost Paint price group 2: +\$ 16 		Specify paint color number. Specify paint color number.
High-Pressure Laminate worksurfaces <ul style="list-style-type: none"> Open Line laminate: +\$ 69 plus cost of laminate 		► See <i>Surface Materials Reference Manual</i> .
Worksurface <ul style="list-style-type: none"> 1 3/8"-thick worksurface: +\$109 		Add suffix T to the style number.
Modesty Panel <ul style="list-style-type: none"> 1/4-height modesty panel (9 3/8"H): No cost 		Specify with 1/4-height modesty panel.

Specification Information

Dimensions D W H	Style Number	U.S. Base Price	Style Number	U.S. Base Price
Low-Pressure Laminate Top				
Left-Hand				
42" 72" 28 1/2"	TS5TLFL4272	\$878		
Right-Hand				
42" 72" 28 1/2"	TS5TLFR4272	\$878		
Left-Hand with Modesty Panel				
42" 72" 28 1/2"	TS5TLMML4272	\$987		
Right-Hand with Modesty Panel				
42" 72" 28 1/2"	TS5TLMR4272	\$987		
High-Pressure Laminate Top				
Left-Hand				
	TS5HLFL4272	\$ 987		
Right-Hand				
	TS5HLFR4272	\$ 987		
Left-Hand with Modesty Panel				
	TS5HMLML4272	\$1096		
Right-Hand with Modesty Panel				
	TS5HLMR4272	\$1096		

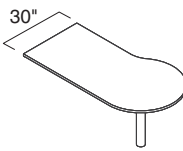
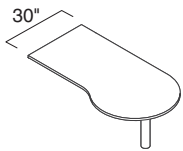
P-Shape Worksurfaces

Suspended from Edge of Desk Shell

Tip: P-shape worksurface must be attached to a desk, credenza, desk shell, or adjoining worksurface to form an L- or U-shaped configuration and to provide proper stability.

Tip: Standard worksurfaces are 1 1/8" thick. However, the actual thickness between Low-Pressure Laminate (LPL) and High-Pressure Laminate (HPL) worksurfaces is slightly different. It is recommended that only worksurfaces of the same type are specified in a given application. In addition, there may be sheen or texture differences when using LPL and HPL in adjacent applications. Please use caution when mixing and matching different worksurface types.

Tip: The optional 1 3/8"-thick worksurface will add 1/4" to the overall height of the P-shape worksurface, making it 28 3/4"H.



Standard Includes	Required to Specify
<p>► Need help? Product details, page 12</p> <ul style="list-style-type: none"> 1 1/8"-thick worksurface: Low-Pressure Laminate or High-Pressure Laminate 3 mm radius profile edge on user's side: plastic 1 mm side and back edges: plastic default to match user's side 6"-diameter column leg: paint price group 1 Adjustable leveling glides Shipped ready to assemble 	<ul style="list-style-type: none"> 1 Style number 2 Low-Pressure Laminate or High-Pressure Laminate color number for worksurface, as appropriate 3 Plastic edge band color number for worksurface 4 Paint color number for column leg 5 Options, if selected (see below) <p>► See <i>Surface Materials</i>, page 570.</p>

Options	U.S. Price	Required to Specify
Surface Materials <ul style="list-style-type: none"> Column leg <ul style="list-style-type: none"> Paint price group 1: No cost Paint price group 2: +\$ 16 High-Pressure Laminate worksurfaces <ul style="list-style-type: none"> Open Line laminate: +\$ 69 plus cost of laminate 		Specify paint color number. Specify paint color number. ► See <i>Surface Materials Reference Manual</i> .
Worksurface <ul style="list-style-type: none"> 1 3/8"-thick worksurface: +\$109 		Add suffix T to the style number.

Specification Information						
• Dimensions			• Style Number	• U.S. Base Price	• Style Number	• U.S. Base Price
D	W	H				
Low-Pressure Laminate Top						
Left-Hand						
42"	72"	28½"	TS5TLPL4272	\$767		
Right-Hand						
42"	72"	28½"	TS5TLPR4272	\$767		

High-Pressure Laminate Top						
Left-Hand						
			TS5HLPL4272	\$876		
Right-Hand						
			TS5HLPR4272	\$876		



For Canadian Pricing

Multiply U.S. Price by the Canadian price factor.

► See page 1 for details.

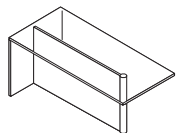
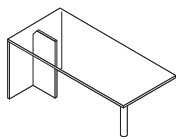
Rectilinear-Shape Worksurfaces

Tip: Grain direction of end panel runs vertically. Grain direction of modesty panel, if selected, runs horizontally.

Tip: Rectilinear-shape work-surface must be attached to a bridge or return to form an L- or U-shaped configuration and to provide proper stability.

Tip: The optional 1 3/8"-thick worksurface will add 1/4" to the overall height of the rectilinear-shape work-surface, making it 28 3/4"H.

Tip: Standard worksurfaces are 1 1/8" thick. However, the actual thickness between Low-Pressure Laminate (LPL) and High-Pressure Laminate (HPL) work-surfaces is slightly different. It is recommended that only worksurfaces of the same type are specified in a given application. In addition, there may be sheen or texture differences when using LPL and HPL in adjacent applications. Please use caution when mixing and matching different worksurface types.



For Canadian Pricing
Multiply U.S. Price by the
Canadian price factor.
▶ See page 1 for details.

Standard Includes	Required to Specify
<p>▶ Need help? Product details, page 12</p> <ul style="list-style-type: none"> 1 1/8"-thick worksurface: Low-Pressure Laminate or High-Pressure Laminate End panel and modesty panel, if selected: Low-Pressure Laminate 3 mm radius profile edge on sides and end: plastic 1 mm side and back edges: plastic default to match user's side 6"-diameter column leg: paint price group 1 Adjustable leveling glides Shipped ready to assemble 	<ol style="list-style-type: none"> Style number Low-Pressure Laminate or High-Pressure Laminate color number for worksurface, as appropriate Plastic edge band color number for worksurface Low-Pressure Laminate color number for end panel and modesty panel, if selected Paint color number for column leg Options, if selected (see below) <p>▶ See <i>Surface Materials</i>, page 570.</p>

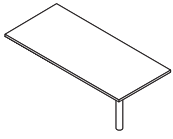
Options	U.S. Price	Required to Specify
Surface Materials <ul style="list-style-type: none"> Column leg <ul style="list-style-type: none"> Paint price group 1: No cost Paint price group 2: +\$ 16 High-Pressure Laminate worksurfaces <ul style="list-style-type: none"> Open Line laminate: +\$ 69 plus cost of laminate 		Specify paint color number. Specify paint color number.
Worksurface <ul style="list-style-type: none"> 1 3/8"-thick worksurface 	+\$109	Add suffix T to the style number.
Modesty Panel <ul style="list-style-type: none"> 1/4"-height modesty panel (9 3/8"H) 	No cost	Specify with 1/4"-height modesty panel.

Specification Information

Dimensions			Style	U.S.	Style	U.S.
D	W	H	Number	Base Price	Number	Base Price
Low-Pressure Laminate Top						
30"	66"	28 1/2"	TS5TLFA3066	\$652	TS5HLFA3066	\$761
30"	72"	28 1/2"	TS5TLFA3072	\$688	TS5HLFA3072	\$797
36"	72"	28 1/2"	TS5TLFA3672	\$767	TS5HLFA3672	\$876
With Modesty Panel						
30"	66"	28 1/2"	TS5TLMA3066	\$761	TS5HLMA3066	\$870
30"	72"	28 1/2"	TS5TLMA3072	\$797	TS5HLMA3072	\$906
36"	72"	28 1/2"	TS5TLMA3672	\$876	TS5HLMA3672	\$985

Rectilinear-Shape Worksurfaces

Suspended from Edge of Desk Shell



Tip: Rectilinear-shape work surface must be attached to a desk, credenza, or desk shell, or adjoining work surface to form an L- or U-shaped configuration and to provide proper stability.

Tip: The optional 1 3/8"-thick work surface will add 1/4" to the overall height of the rectilinear-shape work surface, making it 28 3/4"H.

Tip: Standard work surfaces are 1 1/8" thick. However, the actual thickness between Low-Pressure Laminate (LPL) and High-Pressure Laminate (HPL) work surfaces is slightly different. It is recommended that only work surfaces of the same type are specified in a given application. In addition, there may be sheen or texture differences when using LPL and HPL in adjacent applications. Please use caution when mixing and matching different work surface types.

Standard Includes	Required to Specify
<p>► Need help? Product details, page 12</p> <ul style="list-style-type: none"> • 1 1/8"-thick work surface: Low-Pressure Laminate or High-Pressure Laminate • 3 mm radius profile edge on user's side: plastic • 1 mm side and back edges: plastic default to match user's side • 6"-diameter column leg: paint price group 1 • Adjustable leveling glides • Shipped ready to assemble 	<ol style="list-style-type: none"> 1 Style number 2 Low-Pressure Laminate or High-Pressure Laminate color number for work surface, as appropriate 3 Plastic edge band color number for work surface 4 Paint color number for column leg 5 Options, if selected (see below) <p>► See <i>Surface Materials</i>, page 570.</p>

Options	U.S. Price	Required to Specify
Surface Materials <ul style="list-style-type: none"> • Paint price group 1 • Paint price group 2 	No cost +\$ 16	Specify paint color number. Specify paint color number.
High-Pressure Laminate work surfaces <ul style="list-style-type: none"> • Open Line laminate 	+\$ 69 plus cost of laminate	► See <i>Surface Materials Reference Manual</i> .
Work surface <ul style="list-style-type: none"> • 1 3/8"-thick work surface 	+\$109	Add suffix T to the style number.

Specification Information

Dimensions	Style Number	U.S. Base Price
D W H		

Low-Pressure Laminate Top

30"	66"	28 1/2"	TS5TLA3066	\$537
30"	72"	28 1/2"	TS5TLA3072	\$575
36"	72"	28 1/2"	TS5TLA3672	\$651
:	:	:	:	:

High-Pressure Laminate Top

TS5HLSA3066	\$646
TS5HLSA3072	\$684
TS5HLSA3672	\$760
:	:

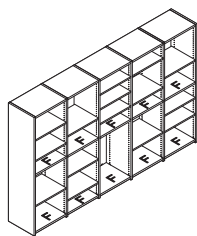


For Canadian Pricing

Multiply U.S. Price by the Canadian price factor.

► See page 1 for details.

Workwall



Tip: Adjustable shelves can be positioned anywhere the holes are located.

Tip: For the open workwall, the back panels can be positioned behind any two openings and on either side of the workwall.

Tip: For the closed workwall, the back panels can be positioned on either side of the workwall.

Standard Includes

- ▶ Need help? Product details, page 15
- Open and closed workwall: Low-Pressure Laminate
- 1 mm edge: plastic default to match laminate
- Open workwall: contains 5, 4 or 3 sections with 2 openings always needing a back panel
- Closed workwall: contains 5, 4 or 3 sections, all with back panels
- Adjustable leveling glides
- Shipped ready to assemble

Required to Specify

- 1 Style number
- 2 Low-Pressure Laminate color number for basic: end panels and back panels
- ▶ See *Surface Materials*, page 570.

Specification Information

Dimensions			Style	U.S.
D	W	H	Number	Price
:	:	:	:	:

Open Workwall

One Open Back and Two Closed Backs

18"	69"	72"	TS5TLOBW723	\$2681
-----	-----	-----	--------------------	--------

Two Open Backs and Two Closed Backs

18"	91 $\frac{2}{3}$ "	72"	TS5TLOBW724	\$3367
-----	--------------------	-----	--------------------	--------

Three Open Backs and Two Closed Backs

18"	114 $\frac{1}{3}$ "	72"	TS5TLOBW725	\$4054
-----	---------------------	-----	--------------------	--------

Closed Workwall

Three Closed Backs

18"	69"	72"	TS5TLCBW723	\$2914
-----	-----	-----	--------------------	--------

Four Closed Backs

18"	91 $\frac{2}{3}$ "	72"	TS5TLCBW724	\$3834
-----	--------------------	-----	--------------------	--------

Five Closed Backs

18"	114 $\frac{1}{3}$ "	72"	TS5TLCBW725	\$4756
-----	---------------------	-----	--------------------	--------

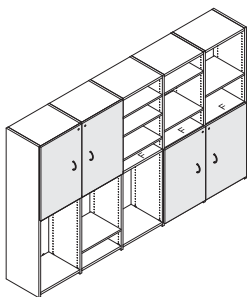


For Canadian Pricing

Multiply U.S. Price by the Canadian price factor.

▶ See page 1 for details.

Workwall Doors



F= Fixed shelf

Tip: 36"H doors with locks can only be positioned in two locations for the lock to engage, top half and bottom half where center fixed shelf is located.

Tip: Doors add 3/4" to the depth of the workwall.

► Need help?
Product details,
page 15

Standard Includes

- 36"H and 72"H door: Low-Pressure Laminate
- 1 mm edges: plastic default to match laminate
- Handle pull: 0835 Black or 9211 Nickel
- Attachment hardware: hinges with inserts and screws
- Lock face ring with plastic plug to accommodate lock cylinder for doors with lock only: 9201 Polished Chrome or 9250 Ember Chrome
- Shipped ready to assemble

Required to Specify

- 1 Style number
- 2 Low-Pressure Laminate color number for door
- 3 Paint color number for handle pull: 0835 Black, 9211 Nickel
- 4 Lock color number, where applicable: 9201 Polished Chrome, 9250 Ember Chrome
- 5 Options, if selected (see below)
 - See *Surface Materials*, page 570.
 - Tip: Remember to specify lock cylinder and key.
 - Lock Cylinders, page 588

	Options	U.S. Price	Required to Specify
Pulls	<ul style="list-style-type: none"> • Ledge pulls: 7207 Black • Ledge pulls: 4799 Platinum 	+\$29 +\$35	Specify with 7207 Black ledge pulls. Specify with 4799 Platinum ledge pulls.
Related Products	<ul style="list-style-type: none"> • Open Workwall • Closed Workwall 		► Page 49 ► Page 49

Specification Information

Dimensions	Style	U.S.
D W H	Number	Base Price

Doors without Lock

36"H Doors

3/4"	23 3/8"	35 1/8"	TS5TLDWW36	\$168
------	---------	---------	-------------------	-------

72"H Doors

3/4"	23 3/8"	70 1/2"	TS5TLDWW72	\$306
:	:	:	:	:

Doors with Lock

36"H Doors Left-Hand Hinged

3/4"	23 3/8"	35 1/8"	TS5TLDLW36L	\$249
------	---------	---------	--------------------	-------

36"H Doors Right-Hand Hinged

3/4"	23 3/8"	35 1/8"	TS5TLDRW36L	\$249
------	---------	---------	--------------------	-------

72"H Doors Left-Hand Hinged



3/4"	23 3/8"	70 1/2"	TS5TLDLW72L	\$386
------	---------	---------	--------------------	-------

72"H Doors Right-Hand Hinged

3/4"	23 3/8"	70 1/2"	TS5TLDRW72L	\$386
:	:	:	:	:



Tip: Doors with no lock are non-handed, can be positioned right-handed or left-handed.



Workwall Adjustable Shelf



Tip: Shelves adjust on 1/4" increments.

Standard Includes		Required to Specify
▶ Need help? Product details, page 15	<ul style="list-style-type: none">Adjustable shelf: Low-Pressure Laminate1 mm edges: plastic default to match laminateAttachment hardware, 4 shelf pinsShipped ready to assemble	1 Style number 2 Low-Pressure Laminate color number for adjustable shelf ▶ See <i>Surface Materials</i> , page 570.

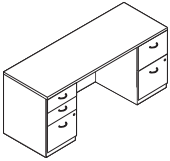
Related Products	
<ul style="list-style-type: none">Open workwallClosed workwall	▶ Page 49 ▶ Page 49

Specification Information				
Dimensions			Style	U.S.
D	W	H	Number	Price
17 1/2"	21 1/2"	3/4"	TS5TLASWW	\$67



For Canadian Pricing
Multiply U.S. Price by the
Canadian price factor.
▶ See page 1 for details.

Double-Pedestal Credenzas



Tip: Grain direction of modesty panel runs horizontally. Grain direction of pedestals runs vertically.

Tip: Lock for the box/box/file pedestal does not lock the top box drawer.

Tip: Standard worksurfaces are 1 1/8" thick. However, the actual thickness between Low-Pressure Laminate (LPL) and High-Pressure Laminate (HPL) worksurfaces is slightly different. It is recommended that only worksurfaces of the same type are specified in a given application. In addition, there may be sheen or texture differences when using LPL and HPL in adjacent applications. Please use caution when mixing and matching different worksurface types.

Tip: The optional 1 3/8"-thick worksurface will add 1/4" to the overall height of the credenza, making it 28 3/4"H.

Tip: The optional 1/4-height modesty panel should be used only in an application against a wall, as the pedestal back is open. Specify a desk shell with 1/4-height modesty panel and pedestals separately if back will be seen.

	Standard Includes	Required to Specify
► Need help? Product details, page 12	<ul style="list-style-type: none"> • 1 1/8"-thick worksurface: Low-Pressure Laminate or High-Pressure Laminate • Credenza with full-height modesty panel: Low-Pressure Laminate • Drawer front: Low-Pressure Laminate • 3 mm radius profile edge on user's side: plastic • 1 mm side and back edges: plastic default to match user's side • Handle pulls: 0835 Black or 9211 Nickel • One full-height box/box/file pedestal at left and one full-height file/file pedestal at right or one 3/4-height box/file pedestal at left and one 3/4-height box/file pedestal at right • Full-extension, heavy-duty ball-bearing drawer suspensions • Drawer interior: black laminate only • One pencil tray in pedestals with a box drawer: black plastic only • File drawers to accommodate front-to-back or side-to-side filing of letter-size hanging file folder frames or side-to-side filing of legal-size hanging file folder frames • Lock face ring with plastic plug to accommodate lock cylinder for each pedestal: 9201 Polished Chrome or 9250 Ember Chrome • Adjustable leveling glides • Shipped fully assembled 	<ol style="list-style-type: none"> 1 Style number 2 Low-Pressure Laminate or High-Pressure Laminate color number for worksurface, as appropriate 3 Plastic edge band color number for worksurface 4 Low-Pressure Laminate color number for credenza 5 Low-Pressure Laminate color number for drawer front 6 Paint color number for handle pulls: 0835 Black or 9211 Nickel 7 Options, if selected (see below) <p>► See <i>Surface Materials</i>, page 570. <i>Tip: Remember to specify lock cylinder and key.</i> ► Lock Cylinders, page 588</p>

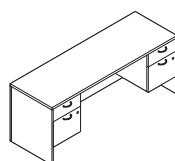
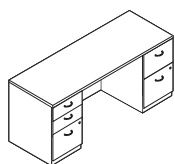
	Options	U.S. Price	Required to Specify
Worksurface	• 1 3/8"-thick worksurface	+\$109	Add suffix T to the style number.
Surface Materials	High-Pressure Laminate worksurfaces <ul style="list-style-type: none"> • Open Line laminate 	+\$ 69 plus cost of laminate	► See <i>Surface Materials Reference Manual</i> .
Pedestals	Full-height pedestals <ul style="list-style-type: none"> • Two file/file pedestals • One open/box/file pedestal at left and one file/file pedestal at right 	No cost No cost	Specify with two file/file pedestals. Specify with one open/box/file pedestal left and one file/file pedestal right.
Pulls	<ul style="list-style-type: none"> • Ledge pulls: 7207 Black • Ledge pulls: 4799 Platinum 	+\$ 29 +\$ 35	Specify with 7207 Black ledge pulls. Specify with 4799 Platinum ledge pulls.
Modesty Panel	• 1/4-height modesty panel (9 3/8"H)	No cost	Specify with 1/4-height modesty panel.
Related Products	<ul style="list-style-type: none"> • Grommet package • Center drawer • Keyboard shelf 		► Page 88 ► Page 90 ► Page 90



For Canadian Pricing

Multiply U.S. Price by the Canadian price factor.

► See page 1 for details.



Specification Information

Dimensions			Style	U.S.
D	W	H	Number	Base
				Price

Low-Pressure Laminate Top

Full-Height Pedestals

24"	66"	28½"	TS5TLC22466	\$1458
24"	72"	28½"	TS5TLC22472	\$1535

¾-Height Pedestals

24"	66"	28½"	TS5TL4C2466	\$1187
24"	72"	28½"	TS5TL4C2472	\$1265

Style	U.S.
Number	Base
	Price

High-Pressure Laminate Top

Full-Height Pedestals

TS5HLC22466	\$1567
TS5HLC22472	\$1644

¾-Height Pedestals

TS5HL4C2466	\$1296
TS5HL4C2472	\$1374



For Canadian Pricing

Multiply U.S. Price by the Canadian price factor.

► See page 1 for details.

Full-Storage Credenzas

Tip: Grain direction of modesty panel runs horizontally. Grain direction of pedestals and storage cabinet runs vertically.

Tip: Standard worksurfaces are 1 1/8" thick. However, the actual thickness between Low-Pressure Laminate (LPL) and High-Pressure Laminate (HPL) worksurfaces is slightly different. It is recommended that only worksurfaces of the same type are specified in a given application. In addition, there may be sheen or texture differences when using LPL and HPL in adjacent applications. Please use caution when mixing and matching different worksurface types.

Tip: The optional 1 3/8"-thick worksurface will add 1/4" to the overall height of the credenza, making it 28 3/4"H.

Tip: Lock for the box/box/file pedestal option does not lock the top box drawer.

	Standard Includes	Required to Specify
► Need help? Product details, page 13	<ul style="list-style-type: none"> 1 1/8"-thick worksurface: Low-Pressure Laminate or High-Pressure Laminate Credenza with full-height modesty panel: Low-Pressure Laminate Drawer and door front: Low-Pressure Laminate 3 mm radius profile edge on user's side: plastic 1 mm side and back edges: plastic default to match user's side Handle pulls: 0835 Black or 9211 Nickel Two full-height file/file pedestals or two 3/4-height box/file pedestals Middle double-door storage cabinet with adjustable shelf Full-extension, heavy-duty ball-bearing drawer suspensions Drawer interior: black laminate only File drawers to accommodate front-to-back or side-to-side filing of letter-size hanging file folder frames or side-to-side filing of legal-size hanging file folder frames Lock face ring with plastic plug to accommodate lock cylinder for each pedestal and storage door: 9201 Polished Chrome or 9250 Ember Chrome Adjustable leveling glides Shipped fully assembled 	<ol style="list-style-type: none"> Style number Low-Pressure Laminate or High-Pressure Laminate color number for worksurface, as appropriate Plastic edge band color number for worksurface Low-Pressure Laminate color number for credenza Low-Pressure Laminate color number for drawer and door front Paint color number for handle pulls: 0835 Black, 9211 Nickel Options, if selected (see below) <p>► See <i>Surface Materials</i>, page 570. <i>Tip: Remember to specify lock cylinder and key.</i> ► See <i>Lock Cylinders</i>, page 588</p>

	Options	U.S. Price	Required to Specify
Worksurface	<ul style="list-style-type: none"> 1 3/8"-thick worksurface 	+\$109	Add suffix T to the style number.
Surface Materials	High-Pressure Laminate worksurfaces <ul style="list-style-type: none"> Open Line laminate 	+\$ 69 plus cost of laminate	► See <i>Surface Materials Reference Manual</i> .
Pedestals	Full-height pedestals <ul style="list-style-type: none"> Two box/box/file pedestals Two open/box/file pedestals 	No cost No cost	Specify with two box/box/file pedestals. Specify with two open/box/file pedestals.
Pulls	<ul style="list-style-type: none"> Ledge pulls: 7207 Black Ledge pulls: 4799 Platinum 	+\$ 29 +\$ 35	Specify with 7207 Black ledge pulls. Specify with 4799 Platinum ledge pulls.

Specification Information

Dimensions	Style	U.S.
D W H	Number	Base Price
•••	•••	•••

Low-Pressure Laminate Top

Full-Height Pedestals

24"	72"	28 1/2"	TS5TLCF2472	\$1784
-----	-----	---------	--------------------	--------

3/4-Height Pedestals

24"	72"	28 1/2"	TS5TL4F2472	\$1514
-----	-----	---------	--------------------	--------

Style	U.S.
Number	Base Price
•••	•••

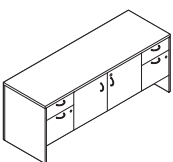
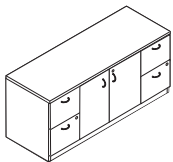
High-Pressure Laminate Top

Full-Height Pedestals

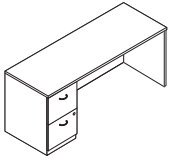
TS5HLCF2472	\$1893
--------------------	--------

3/4-Height Pedestals

TS5HL4F2472	\$1623
--------------------	--------



Single-Pedestal Credenzas



Tip: Grain direction of modesty panel runs horizontally. Grain direction of pedestal and end panel runs vertically.

Tip: Standard worksurfaces are 1 1/8" thick. However, the actual thickness between Low-Pressure Laminate (LPL) and High-Pressure Laminate (HPL) worksurfaces is slightly different. It is recommended that only worksurfaces of the same type are specified in a given application. In addition, there may be sheen or texture differences when using LPL and HPL in adjacent applications. Please use caution when mixing and matching different worksurface types.

Tip: The optional 1 3/8"-thick worksurface will add 1/4" to the overall height of the credenza, making it 28 3/4"H.

Tip: Lock for the box/box/ file pedestal option does not lock the top box drawer.

Tip: The optional 1/4-height modesty panel should be used only in an application against a wall as the pedestal back is open. Specify a desk shell with 1/4-height modesty panel and pedestal separately if back will be seen.

Standard Includes		Required to Specify	
▶ Need help? Product details, page 13	<ul style="list-style-type: none"> 1 1/8"-thick worksurface: Low-Pressure Laminate or High-Pressure Laminate Credenza with full-height modesty panel: Low-Pressure Laminate Drawer front: Low-Pressure Laminate 3 mm radius profile edge on user's side: plastic 1 mm side and back edges: plastic default to match user's side Handle pulls: 0835 Black or 9211 Nickel One full-height file/file pedestal or one 3/4-height box/file pedestal Full-extension, heavy-duty ball-bearing drawer suspensions Drawer interior: black laminate only File drawers to accommodate front-to-back or side-to-side filing of letter-size hanging file folder frames or side-to-side filing of legal-size hanging file folder frames Lock face ring with plastic plug to accommodate lock cylinder: 9201 Polished Chrome or 9250 Ember Chrome Adjustable leveling glides Shipped fully assembled 	<ol style="list-style-type: none"> Style number Low-Pressure Laminate or High-Pressure Laminate color number for worksurface, as appropriate Plastic edge band color number for worksurface Low-Pressure Laminate color number for credenza Low-Pressure Laminate color number for drawer front Paint color number for handle pulls: 0835 Black, 9211 Nickel Options, if selected (see below) <p>▶ See <i>Surface Materials</i>, page 570.</p> <p><i>Tip: Remember to specify lock cylinder and key.</i></p> <p>▶ <i>Lock Cylinders</i>, page 588</p>	
Options		U.S. Price	Required to Specify
Worksurface	<ul style="list-style-type: none"> 1 3/8"-thick worksurface 	+\$109	Add suffix T to the style number.
Surface Materials	High-Pressure Laminate worksurfaces <ul style="list-style-type: none"> Open Line laminate 	+\$ 69 plus cost of laminate	▶ See <i>Surface Materials Reference Manual</i> .
Pedestals	Full-height pedestal <ul style="list-style-type: none"> One box/box/file pedestal One open/box/file pedestal 	No cost No cost	Specify with one box/box/file pedestal. Specify with one open/box/file pedestal.
Pulls	<ul style="list-style-type: none"> Ledge pulls: 7207 Black Ledge pulls: 4799 Platinum 	+\$ 29 +\$ 35	Specify with 7207 Black ledge pulls. Specify with 4799 Platinum ledge pulls.
Modesty Panel	<ul style="list-style-type: none"> 1/4-height modesty panel (9 3/8"H) 	No cost	Specify with 1/4-height modesty panel.
Related Products	<ul style="list-style-type: none"> Desk-height returns Return shells Grommet package Center drawer Keyboard shelf 		▶ Page 34 ▶ Page 38 ▶ Page 88 ▶ Page 90 ▶ Page 90



For Canadian Pricing

Multiply U.S. Price by the Canadian price factor.

▶ See page 1 for details.

Specification Information

Dimensions			Style	U.S.
D	W	H	Number	Base
				Price

Style	U.S.
Number	Base
	Price

Low-Pressure Laminate Top

Left-Hand, Full-Height Pedestal

24"	66"	28½"	TS5TLCL2466	\$1092
24"	72"	28½"	TS5TLCL2472	\$1153

High-Pressure Laminate Top

Left-Hand, Full-Height Pedestal

TS5HLCL2466	\$1201
TS5HLCL2472	\$1262

Left-Hand, ¾-Height Pedestal

24"	66"	28½"	TS5TL4L2466	\$ 948
24"	72"	28½"	TS5TL4L2472	\$1011

Left-Hand, ¾-Height Pedestal

TS5HL4L2466	\$1057
TS5HL4L2472	\$1120

Right-Hand, Full-Height Pedestal

24"	66"	28½"	TS5TLCR2466	\$1092
24"	72"	28½"	TS5TLCR2472	\$1153

Right-Hand, Full-Height Pedestal

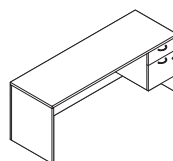
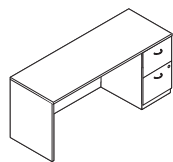
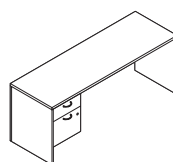
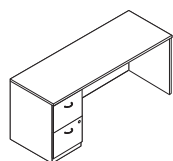
TS5HLCR2466	\$1201
TS5HLCR2472	\$1262

Right-Hand, ¾-Height Pedestal

24"	66"	28½"	TS5TL4R2466	\$ 948
24"	72"	28½"	TS5TL4R2472	\$1011

Right-Hand, ¾-Height Pedestal

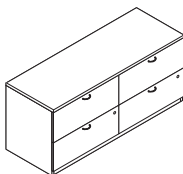
TS5HL4R2466	\$1057
TS5HL4R2472	\$1120



For Canadian Pricing

Multiply U.S. Price by the Canadian price factor.

► See page 1 for details.



Tip: The optional 1 3/8"-thick worksurface will add 1/4" to the overall height of the credenza, making it 28 3/4"H.

Required to Specify

- Need help?
Product details,
page 13

- 1 1/8"-thick worksurface: Low-Pressure Laminate or High-Pressure Laminate
- Credenza with full-height modesty panel: Low-Pressure Laminate
- Drawer front: Low-Pressure Laminate
- 3 mm radius profile edge on user's side: plastic
- 1 mm side and back edges: plastic default to match user's side
- Handle pulls: 0835 Black or 9211 Nickel
- Two lateral file drawers left and right
- Full-extension, heavy-duty ball-bearing drawer suspensions
- Drawer interior: black laminate only
- Lateral file drawers to accommodate front-to-back filing of letter-size hanging file folders and side-to-side filing of legal-size hanging file folders
- Lock face ring with plastic plug to accommodate lock cylinder for each lateral file: 9201 Polished Chrome or 9250 Ember Chrome
- Adjustable leveling glides
- Shipped fully assembled

- 1 Style number
 - 2 Low-Pressure Laminate or High-Pressure Laminate color number for worksurface, as appropriate
 - 3 Plastic edge band color number for worksurface
 - 4 Low-Pressure Laminate color number for credenza
 - 5 Low-Pressure Laminate color number for drawer front
 - 6 Paint color number for handle pulls:
0835 Black
9211 Nickel
 - 7 Options, if selected (see below)
- See *Surface Materials*, page 570.
- Tip: Remember to specify lock cylinder and key.*
- *Lock Cylinders*, page 588

	Options	U.S. Price	Required to Specify
Worksurface	• 1¾"-thick worksurface	+\$109	Add suffix T to the style number.
Surface Materials	High-Pressure Laminate worksurfaces • Open Line laminate	+\$ 69 plus cost of laminate	▶ See <i>Surface Materials Reference Manual</i> .
Pulls	• Ledge pulls: 7207 Black • Ledge pulls: 4799 Platinum	+\$ 29 +\$ 35	Specify with <i>7207 Black ledge pulls</i> . Specify with <i>4799 Platinum ledge pulls</i> .

Specification Information

• Dimensions			• Style	• U.S.
D	W	H	Number	Base Price

Low-Pressure Laminate Top				
24"	72"	28½"	TS5TLL22472	\$2101

[illegible]

High-Pressure Laminate Top

TS5HLL22472	\$2210
--------------------	--------



▶ See page 1 for details.

Single Lateral File Credenzas

Single Lateral File
Credenzas

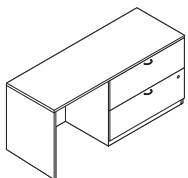
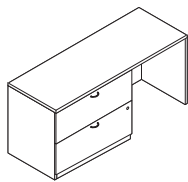
Currency

Tip: Grain direction of modesty panel runs horizontally. Grain direction of lateral file and end panel runs vertically.

Tip: Standard worksurfaces are 1 1/8" thick. However, the actual thickness between Low-Pressure Laminate (LPL) and High-Pressure Laminate (HPL) worksurfaces is slightly different. It is recommended that only worksurfaces of the same type are specified in a given application. In addition, there may be sheen or texture differences when using LPL and HPL in adjacent applications. Please use caution when mixing and matching different worksurface types.

Tip: The optional 1 3/8"-thick worksurface will add 1/4" to the overall height of the credenza, making it 28 3/4"H.

Tip: The optional 1/4-height modesty panel should be used only in an application against a wall as the pedestal back is open. Specify a desk shell with 1/4-height modesty panel and under-worksurface lateral file separately if back will be seen.



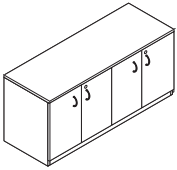
Standard Includes	Required to Specify
<p>▶ Need help? Product details, page 13</p> <ul style="list-style-type: none"> 1 1/8"-thick worksurface: Low-Pressure Laminate or High-Pressure Laminate Credenza with full-height modesty panel: Low-Pressure Laminate Drawer front: Low-Pressure Laminate 3 mm radius profile edge on user's side: plastic 1 mm side and back edges: plastic default to match user's side Handle pulls: 0835 Black or 9211 Nickel Two lateral file drawers Full-extension, heavy-duty ball-bearing drawer suspensions Drawer interior: black laminate only Lateral file drawers to accommodate front-to-back filing of letter-size hanging file folders and side-to-side filing of legal-size hanging file folders Lock face ring with plastic plug to accommodate lock cylinder: 9201 Polished Chrome or 9250 Ember Chrome Adjustable leveling glides Shipped fully assembled 	<ol style="list-style-type: none"> Style number Low-Pressure Laminate or High-Pressure Laminate color number for worksurface, as appropriate Plastic edge band color number for worksurface Low-Pressure Laminate color number for credenza Low-Pressure Laminate color number for drawer front Paint color number for handle pulls: 0835 Black, 9211 Nickel Options, if selected (see below) <p>▶ See <i>Surface Materials</i>, page 570.</p> <p><i>Tip: Remember to specify lock cylinder and key.</i></p> <p>▶ <i>Lock Cylinders</i>, page 588</p>

Options	U.S. Price	Required to Specify
Worksurface <ul style="list-style-type: none"> 1 3/8"-thick worksurface 	+\$109	Add suffix T to the style number.
Surface Materials <ul style="list-style-type: none"> High-Pressure Laminate worksurfaces <ul style="list-style-type: none"> Open Line laminate 	+\$ 69 plus cost of laminate	▶ See <i>Surface Materials Reference Manual</i> .
Pulls <ul style="list-style-type: none"> Ledge pulls: 7207 Black Ledge pulls: 4799 Platinum 	+\$ 29 +\$ 35	Specify with 7207 Black ledge pulls. Specify with 4799 Platinum ledge pulls.
Modesty Panel <ul style="list-style-type: none"> 1/4-height modesty panel (9 3/8"H) 	No cost	Specify with 1/4-height modesty panel.
Related Products <ul style="list-style-type: none"> Grommet package Center drawer Keyboard shelf 		▶ Page 88 ▶ Page 90 ▶ Page 90

Specification Information

Dimensions D W H	Style Number	U.S. Base Price	Style Number	U.S. Base Price
Low-Pressure Laminate Top				
Left-Hand				
24" 66" 28 1/2"	TS5TLLL2466	\$1458		
24" 72" 28 1/2"	TS5TLLL2472	\$1535		
Right-Hand				
24" 66" 28 1/2"	TS5TLLR2466	\$1458		
24" 72" 28 1/2"	TS5TLLR2472	\$1535		
High-Pressure Laminate Top				
Left-Hand				
	TS5HLLL2466	\$1567		
	TS5HLLL2472	\$1644		
Right-Hand				
	TS5HLLR2466	\$1567		
	TS5HLLR2472	\$1644		

Double-Storage Credenzas



Tip: Grain direction of modesty panel runs horizontally. Grain direction of storage cabinets runs vertically.

Tip: Standard worksurfaces are 1 7/8" thick. However, the actual thickness between Low-Pressure Laminate (LPL) and High-Pressure Laminate (HPL) worksurfaces is slightly different. It is recommended that only worksurfaces of the same type are specified in a given application. In addition, there may be sheen or texture differences when using LPL and HPL in adjacent applications. Please use caution when mixing and matching different worksurface types.

Tip: The optional 1 3/8"-thick worksurface will add 1/4" to the overall height of the credenza, making it 28 3/4"H.

	Standard Includes	Required to Specify
► Need help? Product details, page 13	<ul style="list-style-type: none"> 1 7/8"-thick worksurface: Low-Pressure Laminate or High-Pressure Laminate Credenza with full-height modesty panel: Low-Pressure Laminate Drawer front: Low-Pressure Laminate 3 mm radius profile edge on user's side: plastic 1 mm side and back edges: plastic default to match user's side Handle pulls: 0835 Black or 9211 Nickel Two double-door storage cabinets each with one adjustable shelf Lock face ring with plastic plug to accommodate lock cylinder for each storage cabinet: 9201 Polished Chrome or 9250 Ember Chrome Adjustable leveling glides Shipped fully assembled 	<ol style="list-style-type: none"> Style number Low-Pressure Laminate or High-Pressure Laminate color number for worksurface, as appropriate Plastic edge band color number for worksurface Low-Pressure Laminate color number for credenza Low-Pressure Laminate color number or drawer front Paint color number for handle pulls: 0835 Black, 9211 Nickel Options, if selected (see below) <p>► See <i>Surface Materials</i>, page 570.</p> <p><i>Tip: Remember to specify lock cylinder and key.</i></p> <p>► <i>Lock Cylinders</i>, page 588</p>

	Options	U.S. Price	Required to Specify
Worksurface	<ul style="list-style-type: none"> 1 3/8"-thick worksurface 	+\$109	Add suffix T to the style number.
Surface Materials	High-Pressure Laminate worksurfaces <ul style="list-style-type: none"> Open Line laminate 	+\$ 69 plus cost of laminate	► See <i>Surface Materials Reference Manual</i> .
Pulls	<ul style="list-style-type: none"> Ledge pulls: 7207 Black Ledge pulls: 4799 Platinum 	+\$ 29 +\$ 35	Specify with 7207 Black ledge pulls. Specify with 4799 Platinum ledge pulls.

Specification Information				
Dimensions D W H	Style Number	U.S. Base Price	Style Number	U.S. Base Price
Low-Pressure Laminate Top				
24" 72" 28 1/2"	TS5TLS22472	\$1429		
:	:	:		
:	:	:		
High-Pressure Laminate Top				
	TS5HLS22472	\$1538		



For Canadian Pricing

Multiply U.S. Price by the Canadian price factor.

► See page 1 for details.

Lateral File and Storage Cabinet Credenzas

Lateral File and Storage
Cabinet Credenzas

Currency

Tip: Grain direction of modesty panel runs horizontally. Grain direction of storage cabinet and lateral file runs vertically.

Tip: Standard worksurfaces are 1 1/8" thick. However, the actual thickness between Low-Pressure Laminate (LPL) and High-Pressure Laminate (HPL) worksurfaces is slightly different. It is recommended that only worksurfaces of the same type are specified in a given application. In addition, there may be sheen or texture differences when using LPL and HPL in adjacent applications. Please use caution when mixing and matching different worksurface types.

Tip: The optional 1 3/8"-thick worksurface will add 1/4" to the overall height of the credenza, making it 28 3/4"H.

Standard Includes	Required to Specify
<p>► Need help? Product details, page 13</p> <ul style="list-style-type: none"> 1 1/8"-thick worksurface: Low-Pressure Laminate or High-Pressure Laminate Credenza with full-height modesty panel: Low-Pressure Laminate Drawer and door front: Low-Pressure Laminate 3 mm radius profile edge on user's side: plastic 1 mm side and back edges: plastic default to match user's side Handle pulls: 0835 Black or 9211 Nickel Two lateral file drawers Double-door storage cabinet with one adjustable shelf Full-extension, heavy-duty ball-bearing drawer suspensions Drawer interior: black laminate only Lateral file drawers to accommodate front-to-back filing of letter-size hanging file folders and side-to-side filing of legal-size hanging file folders Lock face ring with plastic plug to accommodate lock cylinder for lateral file and storage cabinet: 9201 Polished Chrome or 9250 Ember Chrome Adjustable leveling glides Shipped fully assembled 	<ol style="list-style-type: none"> Style number Low-Pressure Laminate or High-Pressure Laminate color number for worksurface, as appropriate Plastic edge band color number for worksurface Low-Pressure Laminate color number for credenza Low-Pressure Laminate color number for drawer and door front Paint color number for handle pulls: 0835 Black 9211 Nickel Options, if selected (see below) <p>► See <i>Surface Materials</i>, page 570. <i>Tip: Remember to specify lock cylinder and key.</i> ► <i>Lock Cylinders</i>, page 588</p>

	Options	U.S. Price	Required to Specify
Worksurface	<ul style="list-style-type: none"> 1 3/8"-thick worksurface 	+\$109	Add suffix T to the style number.
Surface Materials	High-Pressure Laminate worksurfaces <ul style="list-style-type: none"> Open Line laminate 	+\$ 69 plus cost of laminate	► See <i>Surface Materials Reference Manual</i> .
Pulls	<ul style="list-style-type: none"> Ledge pulls: 7207 Black Ledge pulls: 4799 Platinum 	+\$ 29 +\$ 35	Specify with 7207 Black ledge pulls. Specify with 4799 Platinum ledge pulls.

Specification Information

Dimensions	Style	U.S.	Style	U.S.
D W H	Number	Base Price	Number	Base Price
·	·	·	·	·
·	·	·	·	·
·	·	·	·	·

Low-Pressure Laminate Top

Left-Hand Storage Cabinet, Right-Hand File

24" 72" 28 1/2" **TS5TSL2472** \$1746

High-Pressure Laminate Top

Left-Hand Storage Cabinet, Right-Hand File

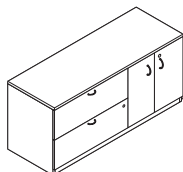
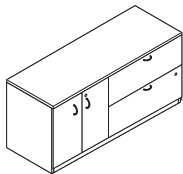
TS5HSL2472 \$1855

Right-Hand Storage Cabinet, Left-Hand File

24" 72" 28 1/2" **TS5TLLS2472** \$1746

Right-Hand Storage Cabinet, Left-Hand File

TS5HLLS2472 \$1855



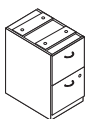

For Canadian Pricing
Multiply U.S. Price by the
Canadian price factor.
► See page 1 for details.

Under-Worksurface Pedestals

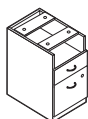
	Standard Includes	Required to Specify
► Need help? Product details, page 13	<ul style="list-style-type: none"> • Pedestal: Low-Pressure Laminate • Drawer front: Low-Pressure Laminate • Handle pulls: 0835 Black or 9211 Nickel • Full-extension, heavy-duty ball-bearing drawer suspensions • Drawer interior: black laminate only • One pencil tray in pedestals with a box drawer: black plastic only • File drawers to accommodate front-to-back or side-to-side filing of letter-size hanging file folder frames or side-to-side filing of legal-size hanging file folder frames • Lock face ring with plastic plug to accommodate lock cylinder: 9201 Polished Chrome or 9250 Ember Chrome • Attachment hardware • 3/4" adjustable leveling glides • Shipped fully assembled 	1 Style number 2 Low-Pressure Laminate color number for pedestal 3 Low-Pressure Laminate color number for drawer front 4 Paint color number for handle pulls: 0835 Black, 9211 Nickel 5 Options, if selected (see below) ► See <i>Surface Materials</i> , page 570. <i>Tip: Remember to specify lock cylinder and key.</i> ► <i>Lock Cylinders</i> , page 588

	Options	U.S. Price	Required to Specify
Pulls	<ul style="list-style-type: none"> • Ledge pulls: 7207 Black • Ledge pulls: 4799 Platinum 	+\$29 +\$35	Specify with 7207 Black ledge pulls. Specify with 4799 Platinum ledge pulls.
Related Products	<ul style="list-style-type: none"> • Desk shells • Return shells 		► Page 28 ► Page 38

Specification Information				
Dimensions			Style Number	U.S. Base Price
D	W	H		
With One Box Drawer and One File Drawer				
23"	15 3/4"	21 3/8"	TS5LBF23U	\$508
29"	15 3/4"	21 3/8"	TS5LBF29U	\$584
With Two File Drawers				
23"	15 3/4"	27 3/8"	TS5LFF23U	\$623
29"	15 3/4"	27 3/8"	TS5LFF29U	\$702
With Two Box Drawers and One File Drawer				
23"	15 3/4"	27 3/8"	TS5LBBF23U	\$623
29"	15 3/4"	27 3/8"	TS5LBBF29U	\$702
With One Open, One Box Drawer, and One File Drawer				
23"	15 3/4"	27 3/8"	TS5LOBF23U	\$623
29"	15 3/4"	27 3/8"	TS5LOBF29U	\$702
:	:	:	:	:



Tip: Lock for the box/box/file pedestal does not lock the top box drawer.



Mobile Pedestals

Tip: The top is recessed behind top drawer. Front edge profile on top is not visible.

Tip: Standard worksurfaces are 1 1/8" thick. However, the actual thickness between Low-Pressure Laminate (LPL) and High-Pressure Laminate (HPL) worksurfaces is slightly different. It is recommended that only worksurfaces of the same type are specified in a given application. In addition, there may be sheen or texture differences when using LPL and HPL in adjacent applications. Please use caution when mixing and matching different worksurface types.

► Need help?
Product details,
page 13

Standard Includes

- Top: Low-Pressure Laminate or High-Pressure Laminate
- Pedestal: Low-Pressure Laminate
- Drawer front: Low-Pressure Laminate
- 3 mm radius profile edge on user's side: plastic
- Handle pulls: 0835 Black or 9211 Nickel
- Full-extension, heavy-duty ball-bearing drawer suspensions
- Drawer interior: black laminate only
- One pencil tray in pedestals with a box drawer: black plastic only
- File drawers to accommodate front-to-back or side-to-side filing of letter-size hanging file folder frames or side-to-side filing of legal-size hanging file folder frames
- Lock face ring with plastic plug to accommodate lock cylinder: 9201 Polished Chrome or 9250 Ember Chrome
- Non-locking casters: black only

Required to Specify

- 1 Style number
- 2 Low-Pressure Laminate or High-Pressure Laminate color number for top, as appropriate
- 3 Plastic edge band color number for top
- 4 Low-Pressure Laminate color number for pedestal
- 5 Low-Pressure Laminate color number for drawer front
- 6 Paint color number for handle pulls: 0835 Black 9211 Nickel
- 7 Options, if selected (see below)
 - See *Surface Materials*, page 570.
 - Tip: Remember to specify lock cylinder and key.*
 - *Lock Cylinders*, page 588

	Options	U.S. Price	Required to Specify
Surface Materials	High-Pressure Laminate worksurfaces <ul style="list-style-type: none"> • Open Line laminate 	+\$69 plus cost of laminate	► See <i>Surface Materials Reference Manual</i> .
Pulls	<ul style="list-style-type: none"> • Ledge pulls: 7207 Black • Ledge pulls: 4799 Platinum 	+\$29 +\$35	Specify with 7207 Black ledge pulls. Specify with 4799 Platinum ledge pulls.

Specification Information

Dimensions	Style	U.S.
D W H	Number	Base Price

Low-Pressure Laminate Top

With One Box Drawer and One File Drawer

22"	15 3/4"	21 1/2"	TS5TLBF22M	\$663
-----	---------	---------	-------------------	-------

With Two File Drawers

22"	15 3/4"	27"	TS5TLFF22M	\$818
-----	---------	-----	-------------------	-------

With Two Box Drawers and One File Drawer

22"	15 3/4"	27"	TS5TLBBF22M	\$818
-----	---------	-----	--------------------	-------

With One Open, One Box Drawer, and One File Drawer

22"	15 3/4"	27"	TS5TLOBF22M	\$818
-----	---------	-----	--------------------	-------

High-Pressure Laminate Top

With One Box Drawer and One File Drawer

TS5HLBF22M	\$737
-------------------	-------

With Two File Drawers

TS5HLFF22M	\$892
-------------------	-------

With Two Box Drawers and One File Drawer

TS5HLBBF22M	\$892
--------------------	-------

With One Open, One Box Drawer, and One File Drawer

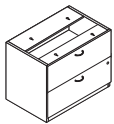
TS5HLOBF22M	\$892
--------------------	-------



Tip: Lock for the box/box/file pedestal does not lock the top box drawer.



Under-Worksurface Lateral File



	Standard Includes	Required to Specify
► Need help? Product details, page 13	<ul style="list-style-type: none"> Lateral file: Low-Pressure Laminate Drawer front: Low-Pressure Laminate Handle pulls: 0835 Black or 9211 Nickel Full-extension, heavy-duty ball-bearing drawer suspensions Drawer interior: black laminate only Lateral file drawers accommodate front-to-back filing of letter-size hanging file folders and side-to-side filing of legal-size hanging file folders Lock face ring with plastic plug to accommodate lock cylinder: 9201 Polished Chrome or 9250 Ember Chrome Attachment hardware Adjustable leveling glides Shipped fully assembled 	<ol style="list-style-type: none"> Style number Low-Pressure Laminate color number for lateral file Low-Pressure Laminate color number for drawer front Paint color number for handle pulls: 0835 Black or 9211 Nickel Options, if selected (see below) <ul style="list-style-type: none"> ► See <i>Surface Materials</i>, page 570. <i>Tip: Remember to specify lock cylinder and key.</i> ► <i>Lock Cylinders</i>, page 588

	Options	U.S. Price	Required to Specify
Pulls	<ul style="list-style-type: none"> Ledge pulls: 7207 Black Ledge pulls: 4799 Platinum 	+\$29 +\$35	Specify with 7207 Black ledge pulls. Specify with 4799 Platinum ledge pulls.
Related Products	<ul style="list-style-type: none"> Desk shells 		► Page 28

Specification Information				
Dimensions			Style	U.S.
D	W	H	Number	Base Price
23"	36"	27 ³ / ₈ "	TS5L2436UL	\$951

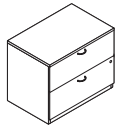


For Canadian Pricing

Multiply U.S. Price by the Canadian price factor.

► See page 1 for details.

Freestanding Lateral File



Tip: Standard worksurfaces are 1 1/8" thick. However, the actual thickness between Low-Pressure Laminate (LPL) and High-Pressure Laminate (HPL) worksurfaces is slightly different. It is recommended that only worksurfaces of the same type are specified in a given application. In addition, there may be sheen or texture differences when using LPL and HPL in adjacent applications. Please use caution when mixing and matching different worksurface types.

Tip: The optional 1 3/8"-thick top will add 1/4" to the overall height of the freestanding lateral file, making it 28 3/4"H.

► Need help?
Product details,
page 13

Standard Includes

- 1 1/8"-thick top: Low-Pressure Laminate or High-Pressure Laminate
- Lateral file: Low-Pressure Laminate
- Drawer front: Low-Pressure Laminate
- 3 mm radius profile edge on front edge: plastic
- 1 mm side and back edges: plastic default to match top
- Handle pulls: 0835 Black or 9211 Nickel
- Full-extension, heavy-duty ball-bearing drawer suspensions
- Drawer interior: black laminate only
- Lateral file drawers accommodate front-to-back filing of letter-size hanging file folders and side-to-side filing of legal-size hanging file folders
- Lock face ring with plastic plug to accommodate lock cylinder: 9201 Polished Chrome or 9250 Ember Chrome
- Adjustable leveling glides
- Shipped fully assembled

Required to Specify

- 1 Style number
 - 2 Low-Pressure Laminate or High-Pressure Laminate color number for top, as appropriate
 - 3 Plastic edge band color number for top
 - 4 Low-Pressure Laminate color number for lateral file
 - 5 Low-Pressure Laminate color number for drawer front
 - 6 Paint color number for handle pulls: 0835 Black or 9211 Nickel
 - 7 Options, if selected (see below)
- See *Surface Materials*, page 570.
Tip: Remember to specify lock cylinder and key.
► See *Lock Cylinders*, page 588

	Options	U.S. Price	Required to Specify
Top	• 1 3/8"-thick top	+\$109	Add suffix T to the style number.
Surface Materials	High-Pressure Laminate worksurfaces • Open Line laminate	+\$ 69 plus cost of laminate	► See <i>Surface Materials Reference Manual</i> .
Pulls	• Ledge pulls: 7207 Black • Ledge pulls: 4799 Platinum	+\$ 29 +\$ 35	Specify with 7207 Black ledge pulls. Specify with 4799 Platinum ledge pulls.

Specification Information

Dimensions			Style Number	U.S. Base Price	Style Number	U.S. Base Price
D	W	H				
Low-Pressure Laminate Top						
24"	36"	28 1/2"	TS5TL2436F2	\$1032		
:	:	:	:	:		
High-Pressure Laminate Top						
			TS5HL2436F2	\$1106		

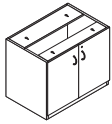


For Canadian Pricing

Multiply U.S. Price by the Canadian price factor.

► See page 1 for details.

Under-Worksurface Storage Cabinet



	Standard Includes	Required to Specify
► Need help? Product details, page 13	<ul style="list-style-type: none"> Storage cabinet: Low-Pressure Laminate Drawer front: Low-Pressure Laminate Handle pulls: 0835 Black or 9211 Nickel Double-door storage cabinet with one adjustable shelf Lock face ring with plastic plug to accommodate lock cylinder: 9201 Polished Chrome or 9250 Ember Chrome Attachment hardware Adjustable leveling glides Shipped fully assembled 	<ol style="list-style-type: none"> 1 Style number 2 Low-Pressure Laminate color number for storage cabinet 3 Low-Pressure Laminate color number for door front 4 Paint color number for handle pulls: 0835 Black 9211 Nickel 5 Options, if selected (see below) <p>► See <i>Surface Materials</i>, page 570. <i>Tip: Remember to specify lock cylinder and key.</i></p> <p>► <i>Lock Cylinders</i>, page 588</p>

	Options	U.S. Price	Required to Specify
Pulls	<ul style="list-style-type: none"> Ledge pulls: 7207 Black Ledge pulls: 4799 Platinum 	+\$29 +\$35	Specify with 7207 Black ledge pulls. Specify with 4799 Platinum ledge pulls.

Specification Information				
• Dimensions			• Style	• U.S.
D	W	H	Number	Base Price
23"	36"	27 ³ / ₈ "	TS5L2436US	\$714



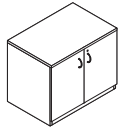
For Canadian Pricing

Multiply U.S. Price by the Canadian price factor.

► See page 1 for details.

Freestanding Storage Cabinet

Freestanding Storage
Cabinet



Tip: Standard worksurfaces are 1 1/8" thick. However, the actual thickness between Low-Pressure Laminate (LPL) and High-Pressure Laminate (HPL) worksurfaces is slightly different. It is recommended that only worksurfaces of the same type are specified in a given application. In addition, there may be sheen or texture differences when using LPL and HPL in adjacent applications. Please use caution when mixing and matching different worksurface types.

Tip: The optional 1 3/8"-thick top will add 1/4" to the overall height of the freestanding storage cabinet, making it 28 3/4"H.

► Need help?
Product details,
page 13

Standard Includes

- 1 1/8"-thick top: Low-Pressure Laminate or High-Pressure Laminate
- Storage cabinet: Low-Pressure Laminate
- Door front: Low-Pressure Laminate
- 3 mm radius profile edge on front edge: plastic
- 1 mm side and back edges: plastic default to match top
- Handle pulls: 0835 Black or 9211 Nickel
- Double-door storage cabinet with one adjustable shelf
- Lock face ring with plastic plug to accommodate lock cylinder: 9201 Polished Chrome or 9250 Ember Chrome
- Adjustable leveling glides
- Shipped fully assembled

Required to Specify

- 1 Style number
 - 2 Low-Pressure Laminate or High-Pressure Laminate color number for top, as appropriate
 - 3 Plastic edge band color number for top
 - 4 Low-Pressure Laminate color number for storage cabinet
 - 5 Low-Pressure Laminate color number for door front
 - 6 Paint color number for handle pulls: 0835 Black, 9211 Nickel
 - 7 Options, if selected (see below)
- See *Surface Materials*, page 570.
Tip: Remember to specify lock cylinder and key.
► *Lock Cylinders*, page 588

	Options	U.S. Price	Required to Specify
Top	• 1 3/8"-thick top	+\$109	Add suffix T to the style number.
Surface Materials	High-Pressure Laminate worksurfaces • Open Line laminate	+\$ 69 plus cost of laminate	► See <i>Surface Materials Reference Manual</i> .
Pulls	• Ledge pulls: 7207 Black • Ledge pulls: 4799 Platinum	+\$ 29 +\$ 35	Specify with 7207 Black ledge pulls. Specify with 4799 Platinum ledge pulls.

Specification Information

• Dimensions			• Style	• U.S.	• Style	• U.S.
D	W	H	Number	Base	Number	Base
				Price		Price
Low-Pressure Laminate Top						
24"	36"	28 1/2"	TS5TL2436S2	\$796		
.
High-Pressure Laminate Top						
			TS5HL2436S2	\$870		
.

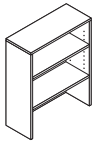


For Canadian Pricing

Multiply U.S. Price by the Canadian price factor.

► See page 1 for details.

Stacking Bookcase



Tip: Top is available in Low-Pressure Laminates only.

Tip: The optional 1 $\frac{3}{8}$ "-thick top will add $\frac{3}{8}$ " to the overall height of the stacking bookcase, making it 37 $\frac{5}{8}$ "H.

Tip: Recommended load limit for shelves is 50 pounds. Thicker shelves are available through specials to support heavy load conditions.

Tip: When placed next to each other, the stacking bookcase and hutch kit without doors do not align.

Standard Includes		Required to Specify
► Need help? Product details, page 14	<ul style="list-style-type: none"> 1"-thick top: Low-Pressure Laminate Bookcase: Low-Pressure Laminate Edge band: plastic default to match top Two adjustable shelves Attachment hardware Shipped fully assembled 	1 Style number 2 Low-Pressure Laminate color number for top 3 Low-Pressure Laminate color number for bookcase 4 Options, if selected (see below) ► See <i>Surface Materials</i> , page 570.

Options	U.S. Price	Required to Specify
Top • 1 $\frac{3}{8}$ "-thick top	+\$109	Add suffix T to the style number.
Related Products • Freestanding lateral file • Freestanding storage cabinet		► Page 65 ► Page 67

Specification Information		
Dimensions D W H	Style Number	U.S. Base Price
•	•	•
•	•	•
•	•	•

Low-Pressure Laminate Top

15 $\frac{3}{16}$ "	36"	37 $\frac{1}{2}$ "	TS5TLSB3637	\$465
•	•	•	•	•



For Canadian Pricing

Multiply U.S. Price by the Canadian price factor.

► See page 1 for details.

Overhead Storage Cabinets with Doors

Overhead Storage
Cabinets with Doors

Tip: Top is available in Low-Pressure Laminates only.

► Need help?
Product details,
page 14

Standard Includes

- 1"-thick top: Low-Pressure Laminate
- Overhead cabinet: Low-Pressure Laminate
- Door front: Low-Pressure Laminate
- Edge band: plastic default to match top
- Hinged doors
- One bottom fixed shelf
- Attachment hardware
- Cable passthrough at bottom of back panels
- Shipped fully assembled

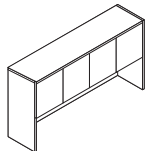
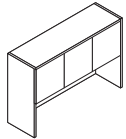
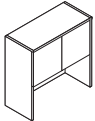
Required to Specify

- 1 Style number
 - 2 Low-Pressure Laminate color number for top
 - 3 Low-Pressure Laminate color number for overhead cabinet
 - 4 Low-Pressure Laminate color number for door front
 - 5 Options, if selected (see below)
- See *Surface Materials*, page 570.

Tip: The optional 1 $\frac{3}{8}$ "-thick top will add $\frac{3}{8}$ " to the overall height of the overhead storage cabinet, making it 37 $\frac{5}{8}$ "H.

Tip: The optional lock is located in the upper left corner of the outer right-hand door on all storage cabinets. In three- and four-door cabinets, optional lock is also located in the upper right corner of the outer left-hand door.

Tip: When placed next to each other, the overhead storage cabinet and hutch kit without doors do not align.



	Options	U.S. Price	Required to Specify
Top	• 1 $\frac{3}{8}$ "-thick top	+\$109	Add suffix T to the style number.
Lock	<ul style="list-style-type: none"> • Lock face ring(s) with plastic plug(s) to accommodate lock cylinder(s): 9250 Ember Chrome • Lock face ring(s) with plastic plug(s) to accommodate lock cylinder(s): 9201 Polished Chrome 	+\$130 +\$130	Specify with 9250 Ember Chrome lock. Specify with 9201 Polished Chrome lock. Tip: Remember to specify lock cylinder and key. ► Lock Cylinders, page 588
Related Products	<ul style="list-style-type: none"> • Tackboards for overhead storage cabinets • Shelf lights 		► Page 71 ► Page 563

Specification Information

Dimensions	Style	U.S.
D W H	Number	Base Price
:	:	:
:	:	:
:	:	:

Low-Pressure Laminate Top

With Two Doors

15 $\frac{1}{16}$ "	36"	37 $\frac{1}{2}$ "	TS5TLOD36	\$ 586
15 $\frac{1}{16}$ "	42"	37 $\frac{1}{2}$ "	TS5TLOD42	\$ 666

With Three Doors

15 $\frac{1}{16}$ "	48"	37 $\frac{1}{2}$ "	TS5TLOD48	\$ 746
---------------------	-----	--------------------	------------------	--------

With Four Doors

15 $\frac{1}{16}$ "	60"	37 $\frac{1}{2}$ "	TS5TLOD60	\$ 901
15 $\frac{1}{16}$ "	66"	37 $\frac{1}{2}$ "	TS5TLOD66	\$ 981
15 $\frac{1}{16}$ "	72"	37 $\frac{1}{2}$ "	TS5TLOD72	\$1060



For Canadian Pricing
Multiply U.S. Price by the
Canadian price factor.
► See page 1 for details.

Overhead Storage Cabinets Without Doors

Tip: Top is available in Low-Pressure Laminates only.

	Standard Includes	Required to Specify
► Need help? Product details, page 14	<ul style="list-style-type: none"> 1"-thick top: Low-Pressure Laminate Overhead cabinet: Low-Pressure Laminate 3 mm radius profile edge on user's side: plastic 1 mm side and back edges: plastic default to match top One bottom fixed shelf Attachment hardware Cable passthrough at bottom of back panels Shipped fully assembled 	<ol style="list-style-type: none"> Style number Low-Pressure Laminate color number for top Plastic edge band color number for top Low-Pressure Laminate color number for overhead cabinet Options, if selected (see below) <p>► See <i>Surface Materials</i>, page 570.</p>

Tip: The optional 1 3/8"-thick top will add 3/8" to the overall height of the overhead storage cabinet, making it 37 5/8"H.

	Options	U.S. Price	Required to Specify
Top	• 1 3/8"-thick top	+\$109	Add suffix T to the style number.
Related Products	<ul style="list-style-type: none"> Tackboards for overhead storage cabinets Shelf lights 		<p>► Page 71</p> <p>► Page 563</p>

Specification Information

Dimensions			Style	U.S.
D	W	H	Number	Base Price

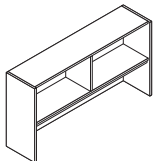
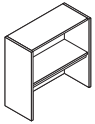
Low-Pressure Laminate Top

With One Compartment

15 1/16"	36"	37 1/2"	TS5TLOH36	\$408
15 1/16"	42"	37 1/2"	TS5TLOH42	\$488

With Two Compartments

15 1/16"	48"	37 1/2"	TS5TLOH48	\$565
15 1/16"	60"	37 1/2"	TS5TLOH60	\$723
15 1/16"	66"	37 1/2"	TS5TLOH66	\$803
15 1/16"	72"	37 1/2"	TS5TLOH72	\$878



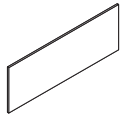
For Canadian Pricing

Multiply U.S. Price by the Canadian price factor.

► See page 1 for details.

Tackboards for Overhead Storage Cabinets

Tackboards for Overhead
Storage Cabinets



Tip: Tackboard comes with a spacer for the shelf light cord to be routed to the cable passthrough at the bottom of the overhead storage cabinet.

Standard Includes		Required to Specify	
► Need help? Product details, page 14	<ul style="list-style-type: none"> Tackboard: fabric Attachment hardware 	1 Style number 2 Fabric color number for tackboard 3 Options, if selected (see below) ► See <i>Surface Materials</i> , page 570.	
Surface Materials	Options	U.S. Price	Required to Specify
	<ul style="list-style-type: none"> Kick standard fabric price group A Fabric price group 1 Fabric price group 2 Fabric price group 3 Fabric price group 4 Fabric price group COM 	No cost +\$ 5 +\$22 +\$33 +\$83 +\$42	Specify fabric color number. Specify fabric color number. Specify fabric color number. Specify fabric color number. Specify fabric color number. Specify fabric color number. ► See <i>Surface Materials Reference Manual</i> .
Fabric direction on 34"W through 58"W tackboards			
	<ul style="list-style-type: none"> Vertical application 	+\$ 9	Specify with vertical application.
Related Products	<ul style="list-style-type: none"> Overhead storage cabinets with doors Overhead storage cabinets without doors 	► Page 69 ► Page 70	

Specification Information

Dimensions			Style Number	U.S. Base Price
D	W	H		
1"	34"	20¼"	TS5LTBO36	\$270
1"	40"	20¼"	TS5LTBO42	\$284
1"	46"	20¼"	TS5LTBO48	\$298
1"	58"	20¼"	TS5LTBO60	\$339
1"	64"	20¼"	TS5LTBO66	\$368
1"	70"	20¼"	TS5LTBO72	\$409
:	:	:	:	:

 **For Canadian Pricing**
Multiply U.S. Price by the
Canadian price factor.
► See page 1 for details.

Wall-Mounted Overhead Storage Cabinets

Tip: Top is available in Low-Pressure Laminates only.

► Need help? Product details, page 15

Standard Includes

- 1"-thick top: Low-Pressure Laminate
- Overhead cabinet: Low-Pressure Laminate
- Door front: Low-Pressure Laminate
- 3 mm radius profile edge on user's side: plastic
- 1 mm side and back edges: plastic default to match top
- Hinged doors
- One bottom fixed shelf
- Attachment hardware
- Shipped fully assembled

Required to Specify

- 1 Style number
 - 2 Low-Pressure Laminate color number for top
 - 3 Plastic edge band color number for top
 - 4 Low-Pressure Laminate color number for overhead cabinet
 - 5 Low pressure laminate color number for door front
 - 6 Options, if selected (see below)
- See *Surface Materials*, page 570.

Tip: The optional 1 $\frac{3}{8}$ "-thick top will add $\frac{3}{8}$ " to the overall height of the wall-mounted overhead storage cabinets, making it 18 $\frac{3}{8}$ "H.

Tip: The optional lock is located in the upper left corner of the outer right-hand door on all storage cabinets. In three- and four-door cabinets, optional lock is also located in the upper right corner of the outer right-hand door.

	Options	U.S. Price	Required to Specify
Top	• 1 $\frac{3}{8}$ "-thick top	+\$109	Add suffix T to the style number.
Lock	• Lock face ring(s) with plastic plug(s) to accommodate lock cylinder(s): 9250 Ember Chrome	+\$130	Specify with 9250 Ember Chrome lock.
	• Lock face ring(s) with plastic plug(s) to accommodate lock cylinder(s): 9201 Polished Chrome	+\$130	Specify with 9201 Polished Chrome lock. Tip: Remember to specify lock cylinder and key. ► Lock Cylinders, page 588
Related Products	• Tackboards for wall-mounted overhead storage cabinets		► Page 73

Specification Information

Dimensions	Style Number	U.S. Base Price
D W H		

Low-Pressure Laminate Top

With Two Doors

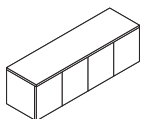
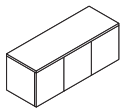
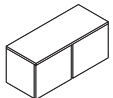
15 $\frac{1}{16}$ "	36"	18"	TS5TLWD36	\$445
15 $\frac{1}{16}$ "	42"	18"	TS5TLWD42	\$523

With Three Doors

15 $\frac{1}{16}$ "	48"	18"	TS5TLWD48	\$604
---------------------	-----	-----	------------------	-------

With Four Doors

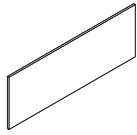
15 $\frac{1}{16}$ "	60"	18"	TS5TLWD60	\$759
15 $\frac{1}{16}$ "	66"	18"	TS5TLWD66	\$838
15 $\frac{1}{16}$ "	72"	18"	TS5TLWD72	\$917



For Canadian Pricing
Multiply U.S. Price by the Canadian price factor.
► See page 1 for details.

Tackboards for Wall-Mounted Overhead Storage Cabinets

Tackboards for Wall-Mounted Overhead Storage Cabinets



Tip: Tackboard comes with a spacer for the shelf light cord to be routed to the cable passthrough at the bottom of the overhead storage cabinet.

Tip: Wall-mounted tackboards cannot be attached to walls covered by textured paint or wallpaper.

Standard Includes		Required to Specify	
► Need help? Product details, page 14	<ul style="list-style-type: none"> Tackboard: fabric Attachment hardware 	1 Style number 2 Fabric color number for tackboard 3 Options, if selected (see below) ► See <i>Surface Materials</i> , page 570.	
Options		Required to Specify	
Surface Materials	• Kick standard fabric price group A	No cost	Specify fabric color number.
	• Fabric price group 1	+\$ 5	Specify fabric color number.
	• Fabric price group 2	+\$22	Specify fabric color number.
	• Fabric price group 3	+\$33	Specify fabric color number.
	• Fabric price group 4	+\$83	Specify fabric color number.
	• Fabric price group COM	+\$42	Specify fabric color number.
Fabric direction on 36"W and 60"W tackboards			
	• Vertical application	+\$ 9	Specify with vertical application.
Related Products	• Wall-mounted overhead storage cabinets	► Page 72	

Specification Information

Dimensions			Style Number	U.S. Base Price
D	W	H		
9/16"	36"	19 7/8"	TS5LTBW36	\$270
9/16"	42"	19 7/8"	TS5LTBW42	\$284
9/16"	48"	19 7/8"	TS5LTBW48	\$298
9/16"	60"	19 7/8"	TS5LTBW60	\$339
9/16"	66"	19 7/8"	TS5LTBW66	\$368
9/16"	72"	19 7/8"	TS5LTBW72	\$409
.

 **For Canadian Pricing**
 Multiply U.S. Price by the Canadian price factor.
 ► See page 1 for details.

Lower Storage Cabinets with Doors

Tip: Standard worksurfaces are 1 1/8" thick. However, the actual thickness between Low-Pressure Laminate (LPL) and High-Pressure Laminate (HPL) worksurfaces is slightly different. It is recommended that only worksurfaces of the same type are specified in a given application. In addition, there may be sheen or texture differences when using LPL and HPL in adjacent applications. Please use caution when mixing and matching different worksurface types.

Tip: The optional lock is located in the upper left corner of the outer right-hand door on all storage cabinets. The second optional lock is located in the upper right corner of the left-hand door. In four door units, the optional locks are each located in the upper left corner of each right-hand door.

Standard Includes		Required to Specify
► Need help? Product details, page 14	<ul style="list-style-type: none"> 1 1/8"-thick top: Low-Pressure Laminate or High-Pressure Laminate Lower storage cabinet: Low-Pressure Laminate Door front: Low-Pressure Laminate 3 mm radius profile edge on user's side: plastic 1 mm side and back edges: plastic default to match top Handle pulls: 0835 Black or 9211 Nickel Hinged doors One bottom fixed shelf Four adjustable-height legs: Brushed Aluminum Shipped fully assembled 	1 Style number 2 Low-Pressure Laminate or High-Pressure Laminate color number for top, as appropriate 3 Plastic edge band color number for top 4 Low-Pressure Laminate color number for lower storage cabinet 5 Low-Pressure Laminate color number for door front 6 Paint color number for handle pulls: 0835 Black 9211 Nickel 7 Options, if selected (see below) ► See <i>Surface Materials</i> , page 570.

Options	U.S. Price	Required to Specify
Top	• 1 1/8"-thick top +\$109	Add suffix T to the style number.
Surface Materials	High-Pressure Laminate worksurfaces • Open Line laminate +\$ 69 plus cost of laminate	► See <i>Surface Materials Reference Manual</i> .
Pulls	• Ledge pulls: 7207 Black +\$ 29 • Ledge pulls: 4799 Platinum +\$ 35	Specify with 7207 Black ledge pulls. Specify with 4799 Platinum ledge pulls.
Lock	• Lock face ring(s) with plastic plug(s) to accommodate lock cylinder(s): 9250 Ember Chrome +\$130 • Lock face ring(s) with plastic plug(s) to accommodate lock cylinder(s): 9201 Polished Chrome +\$130	Specify with 9250 Ember Chrome lock. Specify with 9201 Polished Chrome lock. <i>Tip: Remember to specify lock cylinder and key.</i> ► <i>Lock Cylinders</i> , page 588

Specification Information

Dimensions	Style	U.S.
D W H	Number	Base Price

Low-Pressure Laminate Top

With Two Doors

15 1/16" 36" 21 1/2"	TS5TLSD36	\$ 604
15 1/16" 42" 21 1/2"	TS5TLSD42	\$ 681

With Three Doors

15 1/16" 48" 21 1/2"	TS5TLSD48	\$ 759
----------------------	------------------	--------

With Four Doors

15 1/16" 60" 21 1/2"	TS5TLSD60	\$ 917
15 1/16" 66" 21 1/2"	TS5TLSD66	\$ 993
15 1/16" 72" 21 1/2"	TS5TLSD72	\$1073

Style	U.S.
Number	Base Price

High-Pressure Laminate Top

With Two Doors

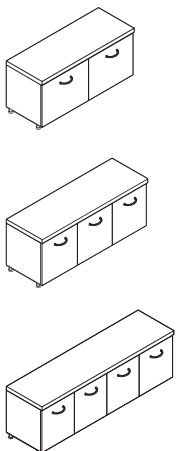
TS5HLSD36	\$ 678
TS5HLSD42	\$ 755

With Three Doors

TS5HLSD48	\$ 833
------------------	--------

With Four Doors

TS5HLSD60	\$1026
TS5HLSD66	\$1102
TS5HLSD72	\$1182



Lower Storage Cabinets without Doors

Lower Storage Cabinets
without Doors

Tip: Standard worksurfaces are 1 1/8" thick. However, the actual thickness between Low-Pressure Laminate (LPL) and High-Pressure Laminate (HPL) worksurfaces is slightly different. It is recommended that only worksurfaces of the same type are specified in a given application. In addition, there may be sheen or texture differences when using LPL and HPL in adjacent applications. Please use caution when mixing and matching different worksurface types.

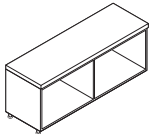
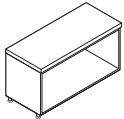
Standard Includes	Required to Specify
<p>► Need help? Product details, page 14</p> <ul style="list-style-type: none"> • 1 1/8"-thick top: Low-Pressure Laminate or High-Pressure Laminate • Lower storage cabinet: Low-Pressure Laminate • 3 mm radius profile edge on front edge: plastic • 1 mm side and back edges: plastic default to match top • One bottom fixed shelf • Four adjustable-height legs: Brushed Aluminum • Shipped fully assembled 	<ul style="list-style-type: none"> 1 Style number 2 Low-Pressure Laminate or High-Pressure Laminate color number for top, as appropriate 3 Plastic edge band color number for top 4 Low-Pressure Laminate color number for lower storage cabinet 5 Options, if selected (see below) <p>► See <i>Surface Materials</i>, page 570.</p>

Options	U.S. Price	Required to Specify
Top	• 1 3/8"-thick top	+\$109
Surface Materials	High-Pressure Laminate worksurfaces • Open Line laminate	+\$ 69 plus cost of laminate

► See *Surface Materials Reference Manual*.

Specification Information

Dimensions D W H	Style Number	U.S. Base Price	Style Number	U.S. Base Price
Low-Pressure Laminate Top			High-Pressure Laminate Top	
With One Compartment			With One Compartment	
15 11/16" 36" 21 1/2"	TS5TLS36	\$445	TS5HLS36	\$ 519
15 11/16" 42" 21 1/2"	TS5TLS42	\$523	TS5HLS42	\$ 597
With Two Compartments			With Two Compartments	
15 11/16" 48" 21 1/2"	TS5TLS48	\$604	TS5HLS48	\$ 678
15 11/16" 60" 21 1/2"	TS5TLS60	\$759	TS5HLS60	\$ 868
15 11/16" 66" 21 1/2"	TS5TLS66	\$838	TS5HLS66	\$ 947
15 11/16" 72" 21 1/2"	TS5TLS72	\$917	TS5HLS72	\$1026
:	:	:	:	:



For Canadian Pricing

Multiply U.S. Price by the Canadian price factor.

► See page 1 for details.

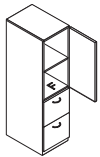
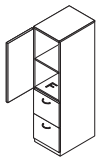
18"W Towers



Tip: Top is available in Low-Pressure Laminates only.

Tip: The optional 1 $\frac{3}{8}$ "-thick top will add $\frac{3}{8}$ " to the overall height of the tower, making it 66 $\frac{3}{8}$ "H.

Tip: The optional lock is located in the upper corner of the door above the pull. Optional lock is also located in the upper right-hand corner of the top file drawer.



F=Fixed shelf



For Canadian Pricing
Multiply U.S. Price by the Canadian price factor.
► See page 1 for details.

	Standard Includes	Required to Specify
► Need help? Product details, page 14	<ul style="list-style-type: none"> 1"-thick top: Low-Pressure Laminate Tower: Low-Pressure Laminate Drawer and door front: Low-Pressure Laminate Edge band: plastic – default to match top Handle pulls: 0835 Black or 9211 Nickel Door and one adjustable and one fixed shelf above Two file drawers below Full-extension, heavy-duty ball-bearing drawer suspensions Drawer interior: black laminate only File drawers to accommodate front-to-back or side-to-side filing of letter-size hanging file folder frames or side-to-side filing of legal-size hanging file folder frames Adjustable leveling glides Shipped fully assembled 	<ol style="list-style-type: none"> 1 Style number 2 Low-Pressure Laminate color number for top 3 Low-Pressure Laminate color number for tower 4 Low-Pressure Laminate color number for drawer and door front 5 Paint color number for handle pulls: 0835 Black 9211 Nickel 6 Options, if selected (see below) ► See <i>Surface Materials</i>, page 570.

	Options	U.S. Price	Required to Specify
Top	<ul style="list-style-type: none"> 1$\frac{3}{8}$"-thick top 	+\$109	Add suffix T to the style number.
Pulls	<ul style="list-style-type: none"> Ledge pulls: 7207 Black Ledge pulls: 4799 Platinum 	+\$ 29 +\$ 35	Specify with 7207 Black ledge pulls. Specify with 4799 Platinum ledge pulls.
Lock	<ul style="list-style-type: none"> Lock face rings with plastic plugs to accommodate lock cylinders: 9250 Ember Chrome Lock face rings with plastic plugs to accommodate lock cylinders: 9201 Polished Chrome 	+\$130 +\$130	Specify with 9250 Ember Chrome lock. Specify with 9201 Polished Chrome lock Tip: Remember to specify lock cylinder and key. ► Lock Cylinders, page 588

Specification Information

Dimensions	Style	U.S.
D W H	Number	Base Price
:	:	:
:	:	:

Low-Pressure Laminate Top

Hinged Left

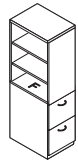
24"	18"	66"	TS5TLTL1824	\$1416
-----	-----	-----	--------------------	--------

Hinged Right

24"	18"	66"	TS5TLTR1824	\$1416
-----	-----	-----	--------------------	--------

18"W Tower with Side Access

18"W Tower
with Side Access



F=Fixed shelf

Tip: Top is available in Low-Pressure Laminates only.

Tip: Top section with shelves can be rotated so shelves are located on left- or right-hand side.

Tip: The optional 1 3/8"-thick top will add 3/8" to the overall height of the tower, making it 66 3/8"H.

Tip: The optional lock is located in the upper right-hand corner of the top file drawer.

Standard Includes

► Need help?
Product details,
page 14

- 1"-thick top: Low-Pressure Laminate
- Tower: Low-Pressure Laminate
- Drawer front: Low-Pressure Laminate
- Edge band: plastic – default to match top
- Handle pulls: 0835 Black or 9211 Nickel
- Two adjustable shelves and one fixed shelf above
- Two file drawers below
- Full-extension, heavy-duty ball-bearing drawer suspensions
- Drawer interior: black laminate only
- File drawers to accommodate front-to-back or side-to-side filing of letter-size hanging file folder frames or side-to-side filing of legal-size hanging file folder frames
- Adjustable leveling glides
- Shipped ready to assemble

Required to Specify

- 1 Style number
 - 2 Low-Pressure Laminate color number for top
 - 3 Low-Pressure Laminate color number for tower
 - 4 Low-Pressure Laminate color number for drawer and door front
 - 5 Paint color number for handle pulls: 0835 Black, 9211 Nickel
 - 6 Options, if selected (see below)
- See *Surface Materials*, page 570.

	Options	U.S. Price	Required to Specify
Top	• 1 3/8"-thick top	+\$109	Add suffix T to the style number.
Pulls	• Ledge pulls: 7207 Black • Ledge pulls: 4799 Platinum	+\$ 29 +\$ 35	Specify with 7207 Black ledge pulls. Specify with 4799 Platinum ledge pulls.
Lock	• Lock face rings with plastic plugs to accommodate lock cylinders: 9250 Ember Chrome • Lock face rings with plastic plugs to accommodate lock cylinders: 9201 Polished Chrome	+\$130 +\$130	Specify with 9250 Ember Chrome lock. Specify with 9201 Polished Chrome lock. <i>Tip: Remember to specify lock cylinder and key.</i> ► Lock Cylinders, page 588

Specification Information

Dimensions	Style	U.S.
D W H	Number	Base Price
24" 18" 66"	TS5TL0L1824	\$1416

Low-Pressure Laminate Top

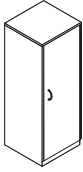


For Canadian Pricing

Multiply U.S. Price by the Canadian price factor.

► See page 1 for details.

24"W Towers



Tip: Top is available in Low-Pressure Laminates only.

Tip: The optional 1³/₈"-thick top will add 3/₈" to the overall height of the tower, making it 48³/₈"H or 66³/₈"H.

Tip: The optional lock is located in the upper corner of the door above the pull.

► Need help?
Product details,
page 14

Standard Includes

- 1"-thick top: Low-Pressure Laminate
- Tower: Low-Pressure Laminate
- Door front: Low-Pressure Laminate
- Edge band: black plastic
- Handle pull on door: 0835 Black or 9211 Nickel
- Full-height door
- Wardrobe cabinet at hinged side
- Two adjustable shelves and one fixed shelf above and one personal drawer and one file drawer below in 48"H towers
- Two adjustable shelves and one fixed shelf above and two file drawers below in 66"H towers
- Full-extension, heavy-duty ball-bearing drawer suspensions
- Drawer interior: black laminate only
- File drawers to accommodate front-to-back or side-to-side filing of letter-size hanging file folder frames or side-to-side filing of legal-size hanging file folder frames
- Coat rod: black only
- Adjustable leveling glides
- Shipped fully assembled

Required to Specify

- 1 Style number
 - 2 Low-Pressure Laminate color number for top
 - 3 Low-Pressure Laminate color number for tower
 - 4 Low-Pressure Laminate color number for door front
 - 5 Paint color number for handle pull:
0835 Black
9211 Nickel
 - 6 Options, if selected (see below)
- See *Surface Materials*, page 570.

	Options	U.S. Price	Required to Specify
Top	• 1 ³ / ₈ "-thick top	+\$109	Add suffix T to the style number.
Pulls	• Ledge pulls: 7207 Black • Ledge pulls: 4799 Platinum	+\$ 29 +\$ 35	Specify with 7207 Black ledge pulls. Specify with 4799 Platinum ledge pulls.
Lock	• Lock face ring with plastic plug to accommodate lock cylinder: 9250 Ember Chrome • Lock face ring with plastic plug to accommodate lock cylinder: 9201 Polished Chrome	+\$130 +\$130	Specify with 9250 Ember Chrome lock. Specify with 9201 Polished Chrome lock. Tip: Remember to specify lock cylinder and key. ► Lock Cylinders, page 588

Specification Information

• Dimensions	• Style	• U.S.
D W H	Number	Base Price
•	•	•
•	•	•
•	•	•

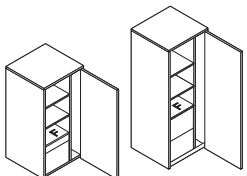
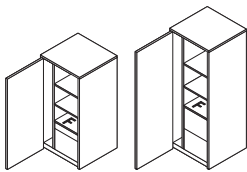
Low-Pressure Laminate Top

Hinged Left

24"	24"	48"	TS5TLTWL48	\$1256
24"	24"	66"	TS5TLTL2424	\$1566

Hinged Right

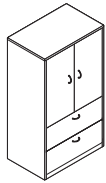
24"	24"	48"	TS5TLTWR48	\$1256
24"	24"	66"	TS5TLTR2424	\$1566



F=Fixed shelf

36"W Storage Cabinet with Lateral File Drawers

36"W Storage Cabinet
with Lateral File Drawers

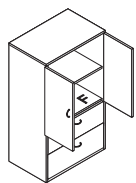


Tip: Top is only available in Low-Pressure Laminates.

Tip: The optional 1 $\frac{3}{8}$ "-thick top will add $\frac{3}{8}$ " to the overall height of the storage cabinet, making it 66 $\frac{3}{8}$ "H.

Tip: The optional lock is located in the upper left corner of the right-hand door. Optional lock is also located in the upper right-hand corner of the top file drawer.

Tip: Recommended load limit for shelves is 50 pounds. Thicker shelves are available through specials to support heavy load conditions.



F=Fixed shelf

	Standard Includes	Required to Specify
► Need help? Product details, page 14	<ul style="list-style-type: none"> 1"-thick top: Low-Pressure Laminate Tower: Low-Pressure Laminate Drawer and door front: Low-Pressure Laminate Edge band: black plastic Handle pulls: 0835 Black or 9211 Nickel Double doors with one fixed shelf and one adjustable shelf above Two lateral file drawers below Full-extension, heavy-duty ball-bearing lateral file drawer suspensions Drawer interior: black laminate only Lateral file drawers accommodate front-to-back filing of letter-size hanging file folders and side-to-side filing of legal-size hanging file folders Adjustable leveling glides Shipped fully assembled 	<ol style="list-style-type: none"> Style number Low-Pressure Laminate color number for top Low-Pressure Laminate color number for storage cabinet Low-Pressure Laminate color number for drawer and door front Paint color number for handle pulls: 0835 Black, 9211 Nickel Options, if selected (see below) <p>► See <i>Surface Materials</i>, page 570.</p>

	Options	U.S. Price	Required to Specify
Top	<ul style="list-style-type: none"> 1$\frac{3}{8}$"-thick top 	+\$109	Add suffix T to the style number.
Pulls	<ul style="list-style-type: none"> Ledge pulls: 7207 Black Ledge pulls: 4799 Platinum 	+\$ 29 +\$ 35	Specify with 7207 Black ledge pulls. Specify with 4799 Platinum ledge pulls.
Lock	<ul style="list-style-type: none"> Lock face rings with plastic plugs to accommodate lock cylinders: 9250 Ember Chrome Lock face rings with plastic plugs to accommodate lock cylinders: 9201 Polished Chrome 	+\$130 +\$130	Specify with 9250 Ember Chrome lock. Specify with 9201 Polished Chrome lock. Tip: Remember to specify lock cylinder and key. ► Lock Cylinders, page 588

Specification Information

Dimensions	Style	U.S.
D W H	Number	Base Price
:	:	:
:	:	:

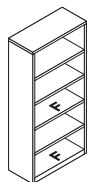
Low-Pressure Laminate Top

24"	36"	66"	TS5TLLC2436	\$2001
:	:	:	:	:


For Canadian Pricing
 Multiply U.S. Price by the
 Canadian price factor.
 ► See page 1 for details.

Bookcases

Tip: The optional 1 3/8"-thick top will add 1/4" to the overall height of the bookcases, making it 28 3/4"H or 3 5/8" to the overall height of the bookcases, making it 66 1/4"H and 72 1/4"H.



F=Fixed shelf



Tip: Recommended load limit for shelves is 50 pounds. Thicker shelves are available through specials to support heavy load conditions.



For Canadian Pricing

Multiply U.S. Price by the Canadian price factor.

► See page 1 for details.

Standard Includes		Required to Specify
► Need help? Product details, page 14	<ul style="list-style-type: none"> 1 1/8"-thick top on 28 1/2"H bookcase: Low-Pressure Laminate or High-Pressure Laminate 1"-thick top on 66"H and 72"H bookcase: Low-Pressure Laminate Bookcase: Low-Pressure Laminate 3 mm radius profile edge on 28 1/2"H user's side: plastic 1 mm side and back edges 28 1/2"H: plastic default to match user's side Edge band on 66"H and 72"H bookcase: plastic default to match top Adjustable shelves Shipped fully assembled 	1 Style number 2 Low-Pressure Laminate or High-Pressure Laminate color number for top on 28 1/2"H bookcase or Low-Pressure Laminate color for top on 66"H and 72"H bookcase, as applicable 3 Plastic edge band color number for work surface 4 Low-Pressure Laminate color number for bookcase 5 Options, if selected (see below) ► See <i>Surface Materials</i> , page 570.

Options	U.S. Price	Required to Specify
Top	1 3/8"-thick top	+\$109
Surface Materials	High-Pressure Laminate worksurfaces • Open Line laminate	+\$ 69 plus cost of laminate ► See <i>Surface Materials Reference Manual</i> .

Specification Information				
Dimensions			Style Number	U.S. Base Price
D	W	H		
Low-Pressure Laminate Top				
With One Adjustable Shelf				
15 3/16"	36"	28 1/2"	TS5TLBK3628	\$440
•	•	•	•	•
High-Pressure Laminate Top				
With One Adjustable Shelf				
			TS5HLBK3628	\$514
•	•	•	•	•

Low-Pressure Laminate Top				
With Three Shelves				
15 3/16"	36"	66"	TS5TLBK3666	\$641
With Four Shelves, Three are adjustable				
15 3/16"	36"	72"	TS5TLBK3672	\$723

Extra Shelf				
14 1/2"	34"	1"	TS5LBS36	\$ 82
•	•	•	•	•

Quarter Bookcases

Tip: Top is available in Low-Pressure Laminates only.

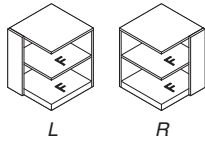
Standard Includes	Required to Specify
<p>► Need help? Product details, page 14</p> <ul style="list-style-type: none"> 1 1/8"-thick top on 28 1/2"H bookcase: Low-Pressure Laminate or High-Pressure Laminate 1"-thick top on 66"H bookcase: Low-Pressure Laminate Bookcase: Low-Pressure Laminate 3 mm radius profile edge on 28 1/2"H bookcase user's side: plastic 1 mm side and back edges 28 1/2"H bookcase: plastic default to match user's side Fixed shelves Edge band: plastic default to match top Attachment hardware for 66"H bookcases only Shipped fully assembled 	<ol style="list-style-type: none"> Style number Low-Pressure Laminate or High-Pressure Laminate color number for top on 28 1/2"H bookcase or Low-Pressure Laminate color for top on 66"H bookcase, as applicable Plastic edge band color number for worksurface Low-Pressure Laminate color number for bookcase Options, if selected (see below) <p>► See <i>Surface Materials</i>, page 570.</p>

Tip: The optional 1 3/8"-thick top will add 1/4" to the overall height of the bookcases, making it 28 3/4"H or 3 3/8" to the overall height of the bookcases, making it 66 3/8"H.

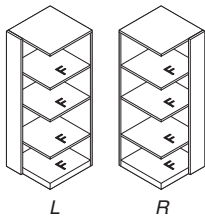
Options	U.S. Price	Required to Specify
Top	1 3/8"-thick top	+\$109
Surface Materials	High-Pressure Laminate worksurfaces	
	Open Line laminate	+\$ 69 plus cost of laminate
		► See <i>Surface Materials Reference Manual</i> .

Specification Information

Dimensions D W H	Style Number	U.S. Base Price	Style Number	U.S. Base Price
Low-Pressure Laminate Top				
Left Hand, with Two Fixed Shelves				
24" 24" 28 1/2"	TS5TLQL2428	\$561		
Right Hand, with Two Fixed Shelves				
24" 24" 28 1/2"	TS5TLQR2428	\$561		
Low-Pressure Laminate Top				
Left Hand, with Four Fixed Shelves				
24" 24" 66"	TS5TLQL2466	\$818		
Right Hand, with Four Fixed Shelves				
24" 24" 66"	TS5TLQR2466	\$818		
High-Pressure Laminate Top				
Left Hand, with Two Fixed Shelves				
	TS5HLQL2428	\$635		
Right Hand, with Two Fixed Shelves				
	TS5HLQR2428	\$635		



Tip: Plastic edge band selectable on 23 1/2" high bookcase top only.



F=Fixed shelf

Tip: 66"H quarter bookcases must be attached to another component. They cannot be freestanding.

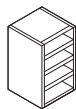


For Canadian Pricing

Multiply U.S. Price by the Canadian price factor.

► See page 1 for details.

Corner Shelf Unit



Tip: All shelves are fixed.

Standard Includes	Required to Specify
-------------------	---------------------

- | | |
|---|--|
| <p>► Need help?
Product details,
page 14</p> <ul style="list-style-type: none"> • Corner shelf unit: Low-Pressure Laminate | <p>1 Style number
2 Low-Pressure Laminate color
number for corner shelf unit
► See <i>Surface Materials</i>, page 570.</p> |
|---|--|

Specification Information

• Dimensions			• Style	• U.S.
D	W	H	Number	Price

Low-Pressure Laminate Top

12½"	12½"	19¾"	TS5LCSU	\$242



For Canadian Pricing

Multiply U.S. Price by the
Canadian price factor.

► See page 1 for details.

Mobile Carts

Standard Includes	Required to Specify
<ul style="list-style-type: none"> Need help? Product details, page 15 Mobile cart: Low-Pressure Laminate Drawer and door front: Low-Pressure Laminate Handle pulls: 0835 Black or 9211 Nickel Casters: black only Shipped fully assembled 	<ul style="list-style-type: none"> 1 Style number 2 Low-Pressure Laminate color number for mobile cart 3 Low-Pressure Laminate color number for drawer and door front 4 Paint color number for handle pull: 0835 Black, 9211 Nickel 5 Options, if selected (see below) <p>► See <i>Surface Materials</i>, page 570.</p>

Tip: The optional lock is located in the upper right-hand corner of the file drawer.

Options	U.S. Price	Required to Specify
Pulls <ul style="list-style-type: none"> Ledge pulls: 7207 Black +\$ 29 Ledge pulls: 4799 Platinum +\$ 35 		Specify with 7207 Black ledge pulls. Specify with 4799 Platinum ledge pulls.
Lock <ul style="list-style-type: none"> Lock face ring with plastic plug to accommodate lock cylinder: 9250 Ember Chrome +\$130 Lock face ring with plastic plug to accommodate lock cylinder: 9201 Polished Chrome +\$130 		Specify with 9250 Ember Chrome lock. Specify with 9201 Polished Chrome lock. <i>Tip: Remember to specify lock cylinder and key.</i> ► See <i>Lock Cylinders</i> , page 588

Specification Information

Dimensions	Style	U.S.
D W H	Number	Base Price

Low-Pressure Laminate Top

Mobile Cart Without Doors, Open

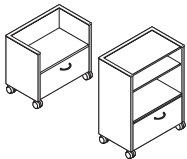
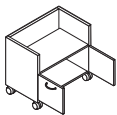
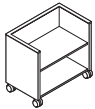
19 ³ / ₈ "	30"	25 ³ / ₈ "	TS5LMC1830	\$1070
----------------------------------	-----	----------------------------------	-------------------	--------

Mobile Cart with Doors

20 ³ / ₁₆ "	30"	25 ³ / ₈ "	TS5LMCD1830	\$1147
-----------------------------------	-----	----------------------------------	--------------------	--------

Mobile Cart with Lateral File Drawer

20 ³ / ₁₆ "	30"	25 ³ / ₈ "	TS5LMCW1830	\$1337
20 ³ / ₁₆ "	30"	42 ⁵ / ₁₆ "	TS5LMCW1842	\$1643

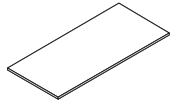


For Canadian Pricing

Multiply U.S. Price by the Canadian price factor.

► See page 1 for details.

Rectangular Table Tops



	Standard Includes	Required to Specify
► Need help? Product details, page 15	<ul style="list-style-type: none"> 1 1/8"-thick table top: Low-Pressure Laminate or High-Pressure Laminate 3 mm radius profile edge on user's side: plastic 1 mm on sides and back edge: plastic default to match user's side Shipped ready to assemble 	1 Style number 2 Low-Pressure Laminate or High-Pressure Laminate color number for top, as applicable 3 Plastic edge band color number for top 4 Options, if selected (see below) ► See <i>Surface Materials</i> , page 570.

Tip: Reinforcing channel, (TSATRC39, TSATRC48, TSATRC57, or TSATRC72), ordered separately, must be used with tops larger than 60"W for 60" or more of unsupported kneespace.
► See page 86

Tip: Standard worksurfaces are 1 1/8" thick. However, the actual thickness between Low-Pressure Laminate (LPL) and High-Pressure Laminate (HPL) worksurfaces is slightly different. It is recommended that only worksurfaces of the same type are specified in a given application. In addition, there may be sheen or texture differences when using LPL and HPL in adjacent applications. Please use caution when mixing and matching different worksurface types.

	Options	U.S. Price	Required to Specify
Top	• 1 3/8"-thick top	+\$109	Add suffix T to the style number.
Surface Materials	High-Pressure Laminate worksurfaces • Open Line laminate	+\$ 69 plus cost of laminate	► See <i>Surface Materials Reference Manual</i> .
Related Products	<ul style="list-style-type: none"> Mobile pedestals Table legs and supports Grommet package Center drawer Keyboard shelf 		► Page 63 ► Page 85 ► Page 88 ► Page 90 ► Page 90

Specification Information				
Dimensions			Style Number	U.S. Base Price
D	W	H		
Low-Pressure Laminate Top				
24"	42"	1 1/8"	TS5TLTD2442	\$194
24"	48"	1 1/8"	TS5TLTD2448	\$221
24"	60"	1 1/8"	TS5TLTD2460	\$279
24"	66"	1 1/8"	TS5TLTD2466	\$300
24"	72"	1 1/8"	TS5TLTD2472	\$311
30"	60"	1 1/8"	TS5TLTD3060	\$318
30"	66"	1 1/8"	TS5TLTD3066	\$341
30"	72"	1 1/8"	TS5TLTD3072	\$372
36"	72"	1 1/8"	TS5TLTD3672	\$517
:	:	:	:	:
High-Pressure Laminate Top				
			TS5HLTD2442	\$268
			TS5HLTD2448	\$295
			TS5HLTD2460	\$388
			TS5HLTD2466	\$409
			TS5HLTD2472	\$420
			TS5HLTD3060	\$427
			TS5HLTD3066	\$450
			TS5HLTD3072	\$481
			TS5HLTD3672	\$626
:	:	:	:	:



For Canadian Pricing
 Multiply U.S. Price by the Canadian price factor.
 ► See page 1 for details.

Table Legs and Supports

Post Leg



Tip: 7278 Dark Bronze is not available on post leg.

Standard Includes		Required to Specify	
► Need help? Product details, page 15	<ul style="list-style-type: none"> Post leg: paint price group 1 2" adjustable glides Attachment hardware 	1 Style number 2 Paint color number for leg 3 Options, if selected (see below) ► See <i>Surface Materials</i> , page 570.	
Options		U.S. Price	Required to Specify
Surface Materials	• Paint price group 1	No cost	Specify paint color number.
	• Paint price group 2	+\$12	Specify paint color number.
	• Paint price group 3	+\$25	Specify paint color number.
Specification Information			
Height	Style Number	U.S. Base Price	
27 ³ / ₈ "	TSATP27	\$125	

Square Legs

Standard Includes		Required to Specify	
► Need help? Product details, page 15	<ul style="list-style-type: none"> Square legs: paint price group 1 Adjustable leveling glides Shipped ready to assemble 	1 Style number 2 Paint color number for legs 3 Options, if selected (see below) ► See <i>Surface Materials</i> , page 570.	
Options		U.S. Price	Required to Specify
Surface Materials	• Paint price group 1	No cost	Specify paint color number.
	• Paint price group 2 for package of two	+\$22	Specify paint color number.
	• Paint price group 2 for 16"H and 19"H package of four	+\$16	Specify paint color number.
	• Paint price group 2 for 27 ³ / ₈ "H package of four	+\$42	Specify paint color number.
Specification Information			
Dimensions			Style Number
D	W	H	
			U.S. Base Price
Package of Two			
2"	2"	27 ³ / ₈ "	TS5LMSQL272
			\$251
Package of Four			
2"	2"	16"	TS5ASQL164
			\$473
2"	2"	19"	TS5ASQL194
			\$500
2"	2"	27 ³ / ₈ "	TS5LMSQL274
			\$502

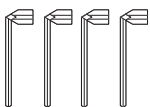
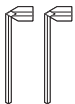
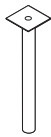


Table Legs and Support, continued

Column Leg



Standard Includes	Required to Specify
<ul style="list-style-type: none"> ▶ Need help? Product details, page 15 • Column leg: paint price group 1 • Adjustable leveling glides • Shipped ready to assemble 	<ul style="list-style-type: none"> 1 Style number 2 Paint color number for column leg 3 Options, if selected (see below) ▶ See <i>Surface Materials</i>, page 570.

Options	U.S. Price	Required to Specify
Surface Materials <ul style="list-style-type: none"> • Paint price group 1 • Paint price group 2 	No cost +\$46	Specify paint color number. Specify paint color number.

Specification Information				
Dimensions			Style Number	U.S. Base Price
D	W	H		
6"	6"	27 ³ / ₈ "	TS5LMR6L27	\$209

Supports

Standard Includes	Required to Specify
• Worksurface support: black paint	Style number

Specification Information		
Dimensions	Style Number	U.S. Price

In-Line Support Plates



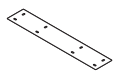
14"D	TSATPL14	\$ 68
20"D	TSATPL20	\$ 68

Package of Six Tie Plates for Side-by-Side Worksurfaces

7"L	TSATTIE	\$ 97
-----	----------------	-------

Reinforcing Channels

39"W	TSATRC39	\$ 47
48"W	TSATRC48	\$ 50
57"W	TSATRC57	\$ 50
72"W	TSATRC72	\$115



For Canadian Pricing
Multiply U.S. Price by the
Canadian price factor.
▶ See page 1 for details.

Worksurface-Height Power and Communication Access

Worksurface-Height Power
and Communication Access

Worksurface-Mounted Receptacle Package



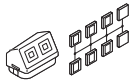
Tip: For designation of controlled receptacles, order permanent ink stamp with controlled icon; service part (1063909001SR). Appropriate receptacles can be stamped at the job site during installation.

Standard Includes	Required to Specify
<ul style="list-style-type: none"> ▶ Need help? Product details, page 16 • Package of three • Duplex receptacles: black plastic only • 9' cord with three-prong plug: black plastic only 	Style number

Specification Information

Style Number	U.S. Price
TSAERPW	\$172
.	.

Worksurface-Mounted Communication Module Package



Tip: Many of the AMP, AT&T, Krone, Leviton, and other commercially available data terminals can be used—terminals must be of a design that will snap into 0.695 x 0.650, 0.590 x 0.790, or 0.590 x 0.750 openings, in 0.064 maximum thick face plates.

Tip: Order jacks by calling any of the manufacturers listed below:

- AMP Corporation
1.800.522.6752
- Leviton
1.800.722.2082
- Lucent
1.800.344.0223
- Krone
1.800.775.5766
- Panduit
1.800.777.3300

Standard Includes	Required to Specify
<ul style="list-style-type: none"> ▶ Need help? Product details, page 16 • Package of three • Communication housing includes face plates to accommodate customer-supplied voice/data jacks: black plastic only 	Style number

Specification Information

Style Number	U.S. Price
TSAERDW	\$109
.	.



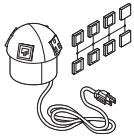
For Canadian Pricing

Multiply U.S. Price by the Canadian price factor.

- ▶ See page 1 for details.

Worksurface-Height Power and Communication Access, continued

Worksurface-Mounted Power and Communication Sphere



Tip: Sphere is field installed. Use 3"-diameter drill to cut mounting hole at desired location.

Tip: Order jacks by calling any of the manufacturers listed below:

- AMP Corporation
1.800.522.6752
- Leviton
1.800.722.2082
- Lucent
1.800.344.0223
- Krone
1.800.775.5766
- Panduit
1.800.777.3300

Standard Includes	Required to Specify
<p>► Need help? Product details, page 16</p> <ul style="list-style-type: none"> • Sphere with two simplex electrical outlets: black plastic • Face plates to accommodate two customer-supplied voice/data jacks: black plastic • 6' power cord with three-prong plug: black plastic 	Style number

Specification Information

Style Number	U.S. Price
PTDMGB3	\$250
:	:

Grommet Package



Standard Includes	Required to Specify
<p>► Need help? Product details, page 16</p> <ul style="list-style-type: none"> • Package of 10 grommets: black plastic 	Style number

Specification Information

Style Number	U.S. Price
TSAEGROM	\$52
:	:

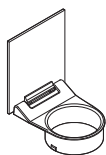


For Canadian Pricing

Multiply U.S. Price by the Canadian price factor.

► See page 1 for details.

Flip Grommet



Tip: Flip grommet requires a 3" hole in the worksurface.

Standard Includes		Required to Specify	
► Need help? Product details, page 16	<ul style="list-style-type: none">• Flip cover: paint• Bottom grommet portion: black plastic	1 Style number 2 Paint color number for flip cover ► See <i>Surface Materials</i> , page 570.	

Specification Information				
• Dimensions			• Style	• U.S.
D	W	H	Number	Price
41/2"	4"	13/4"	TS5GF3	\$60



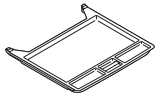
For Canadian Pricing

Multiply U.S. Price by the
Canadian price factor.

► See page 1 for details.

Accessories

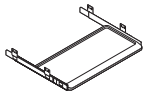
Center Drawer



Tip: Inside depth does not include pencil tray. Depth is 14⁷/₈" when pencil tray is included in dimensions.

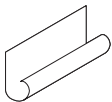
Standard Includes			Required to Specify	
► Need help? Product details, page 12			<ul style="list-style-type: none">Center drawer: black plasticAttachment hardware	Style number
Specification Information				
• Dimensions			• Style	• U.S.
D	W	H	Number	Price
19"	21¼"	1¾"	TS130TLCWD	\$87

Keyboard Shelf



Standard Includes			Required to Specify	
▶ Need help? Product details, page 12			<ul style="list-style-type: none">• Pull-out keyboard shelf: black plastic• Attachment hardware	Style number
Specification Information				
• Dimensions			• Style	• U.S.
D	W	H	Number	Price
10¾"	20¼"	2¾"	TS121KBS	\$142

Worksurface Wire Clip



Standard Includes			Required to Specify	
<ul style="list-style-type: none">• Package of five worksurface wire clips: black textured plastic• Adhesive tape attachment			Style number	
Specification Information				
• Dimensions			• Style	• U.S.
D	W	H	Number	Price
23⁄8"	3½"	1⅛"	TS5LWC5	\$25



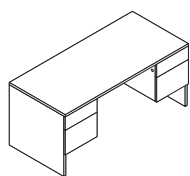
For Canadian Pricing
Multiply U.S. Price by the
Canadian price factor.
► See page 1 for details.

Classic and Executive Payback

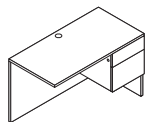
Statement of Line	92	Specifying, continued	
Product Details		Overhead Storage Cabinets	162
Classic and Executive Payback	96	Tackboards	169
Power Units	101	Wall-Mounted Overhead Storage Cabinets	171
Application Topics		Wall-Mounted Tackboards	173
Payback Table Tops, Leg, and Base		Desktop Organizers	174
Combinations	102	Slatwall Screens	175
Directional Laminate and Edge Profile Detail	104	Slatwall Tackboards	177
Dimensions for Storage Purposes	105	Storage and Wardrobe Cabinets	178
Storage Capacities	106	Bookcases	184
Buffet Credenzas	109	Quarter Bookcases	186
Power Units	110	Quarter-Round Bookcases	187
		Small Office and Home Office Desks and Returns	188
Specifying		Value Workstation Components	190
Desks	112	Conference Room Furniture	194
Desk-Height Returns	116	Tables	198
Reception Desks and Returns	118	Payback Round and Square Table Tops	201
Desk Shells: Rectangular, Extended Corner, Corner, and Notched	120	Payback Rectangular Table Tops	202
Jetty Desk Shells	128	Payback Conference Table Tops	204
Reception Galleries	130	Payback Table Bases	206
Reception Gallery Tackboards	131	Payback Table Components	209
Bridges	132	Payback Tables	210
D-, P-, Rectilinear-Shape Worksurfaces	133	Accessories	214
Credenzas	140		
Buffet Credenzas	148		
Pedestals	150		
Mobile Pedestals	152		
Lateral Files	154		
Storage Cabinets	158		

Statement of Line

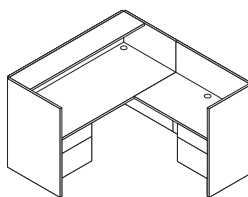
Classic and Executive Payback



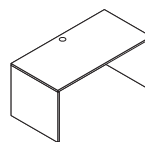
Desks
▶ Page 112



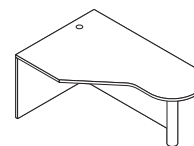
Returns
▶ Page 116



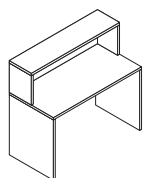
Reception Desks and Returns
▶ Page 118



Desk Shells: Rectangular, Extended Corner, Corner, Notched
▶ Page 120



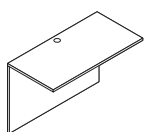
Jetty Desk Shells
▶ Page 128



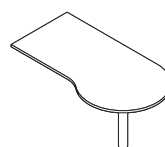
Reception Galleries
▶ Page 130



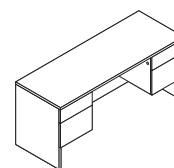
Reception Gallery Tackboards
▶ Page 131



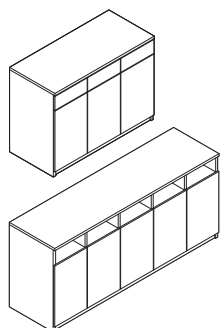
Bridges
▶ Page 132



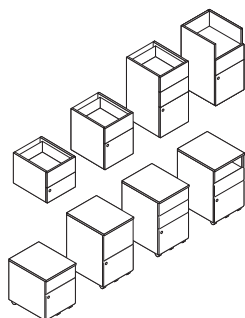
D-, P-, and Rectilinear-Shape Worksurfaces
▶ Page 133



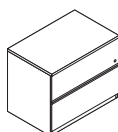
Credenzas
▶ Page 140



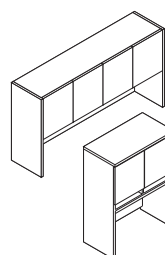
Buffet Credenzas
▶ Page 148



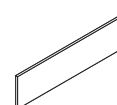
Pedestals
▶ Page 150



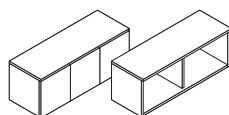
Lateral Files and Storage Cabinets
▶ Page 154



Overhead Storage Cabinets
▶ Page 162



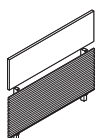
Tackboards
▶ Page 169



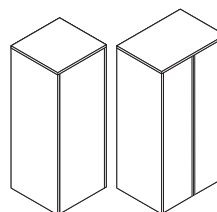
Wall-Mounted Overhead Storage Cabinets
▶ Page 171



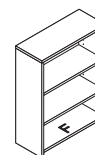
Wall-Mounted Tackboards
▶ Page 173



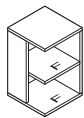
Slatwall Screens and Slatwall Tackboards
▶ Page 175



Storage and Wardrobe Cabinets
▶ Page 178



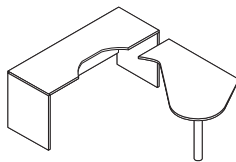
Bookcases
▶ Page 184



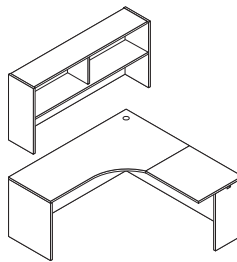
Quarter Bookcases
▶ Page 186



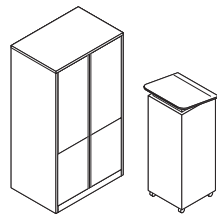
Quarter-Round Bookcases
▶ Page 187



Small Office and Home Office Desks and Returns
▶ Page 188



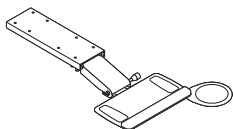
Value Shells and Overhead Storage Cabinets
▶ Pages 190, 192



Conference Room Furniture
▶ Page 194



Desktop Organizers
▶ Page 174

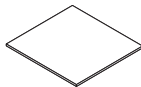


Accessories
▶ Page 214

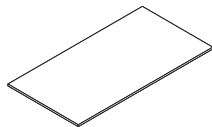
Table Tops:



Round
▶ Page 201



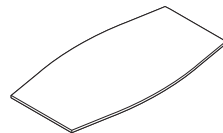
Square
▶ Page 201



Rectangular
▶ Page 202

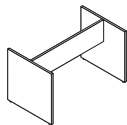


Racetrack
▶ Page 204

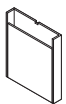


Boat-Shaped
▶ Page 205

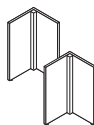
Table Legs and Bases:



Laminate Panel Bases
▶ Page 206



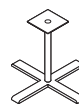
Rectangular Bases
▶ Page 206



Laminate V-Bases
▶ Page 207



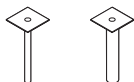
Laminate X-Base
▶ Page 207



X-Base
▶ Page 208



T-Base
▶ Page 208

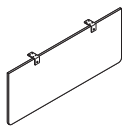


Post Legs
▶ Page 208

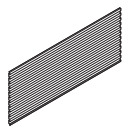


Square Legs
▶ Page 208

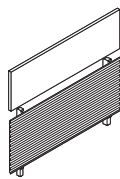
Table Components:



Modesty Panels
▶ Page 209

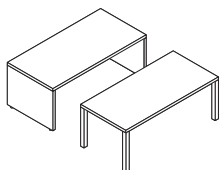


Slatwall Screens
▶ Page 175

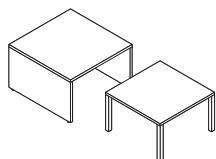


Slatwall Tackboards
▶ Page 177

Tables:



Coffee
▶ Page 210



End
▶ Page 212

Classic and Executive Payback

Desk shells, freestanding, accommodate suspended or mobile pedestals. Shells are standard with full-height back panels, which are always flush to the back. $\frac{3}{4}$ -height (20"H) back panels are optional for access to baseboard outlets. $\frac{1}{2}$ -height (14"H) back panels are also optional on rectangular, bow-front extended corner, and notched desk shells as well as bridges.

Glide adjustments, for components with steel bases, have a 1" threaded stem leveling glide which allows a maximum of $\frac{7}{8}$ " height adjustment. All other components have a $1\frac{1}{4}$ " of height adjustment. Glides contain a $1\frac{1}{2}$ " threaded stem, safely allowing $1\frac{1}{4}$ " adjustment.

Adjustable-height retractable keyboard shelf can be field installed to support a computer keyboard beneath worksurface level. It attaches under a worksurface with a 17"D x 27 $\frac{1}{2}$ "W clear dimension. Retractable keyboard shelves also are available.
► Page 214

Single-pedestal desks and returns are available with a suspended $\frac{3}{4}$ -height pedestal located left or right as standard. Optional full-height pedestals are available. Double-pedestal desks also are available. Desks and returns include a full-height back panel. 30"D assembled desks have a $2\frac{1}{2}$ " overhang. 36"D assembled desks have a $8\frac{7}{8}$ " overhang. (This does not include the desk shells; desk shells have no overhang).

Box drawers open their full depth using a ball-bearing suspension. Box drawer is standard with pencil tray.
► For interior dimensions, see *Storage Capacities*, page 106.

Tackboard is available for field installation and is not interchangeable with value tackboards.

17 $\frac{1}{2}$ " or 24 $\frac{1}{2}$ "

Center drawers, equipped with a convenience tray, are available for field installation under worksurfaces that have at least 18 $\frac{1}{2}$ "D x 21 $\frac{1}{2}$ "W clear kneespace. Center drawer does not lock.
► Page 214

Lock for the box/box/file pedestal option on desks, returns, credenzas, and reception desks and returns does not lock the top box drawer.

Flip grommet is field installed only and utilizes a standard 3" hole, and is available for cable routing needs.

Factory-installed grommet is standard on bridges and returns; rectangular, notched, and corner desk shells; and D-, P-, and rectilinear-shape worksurfaces. Units have an option to omit grommet.

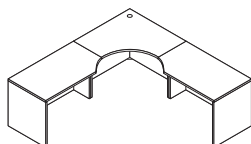
Bridge must attach to a worksurface on each side. Bridge attaches at 29"H using attachment brackets, included with the bridge.

D-, P-, and rectilinear-shape worksurfaces must be attached to a bridge, return, or adjoining worksurface to form a flush-height, L- or U-shaped configuration and to provide stability. Post leg diameter is 6".

Return attaches to a single-pedestal desk to form a flush-height, L-shape configuration. Attachment brackets are included with the return. Unit can be ordered with no pedestal to create a shell. Units with pedestal can be specified with pedestal width back panel for wall access in the kneewell.

File drawers open their full depth for total access to the contents. They have an integrated U-channel on the drawer bodies for hanging file folder frame and are equipped with heavy-duty ball-bearing suspensions. They accommodate letter-size filing front to back or legal-size filing side to side.
► For interior dimensions, see *Storage Capacities*, page 106.

Product Details

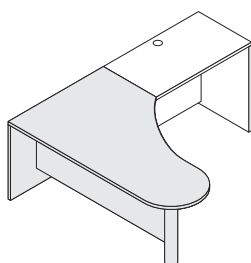


Notched shells are used with corner desk shells with straight front or optional curvilinear front to create a keyboard cutout.

► Page 126

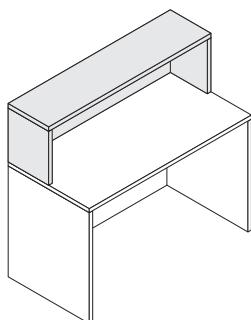
Corner desk shells have a predrilled worksurface that accommodates keyboard shelves. It comes with two clear-access end panels, which are 12 $\frac{5}{8}$ "D, actual dimension.

► Page 124



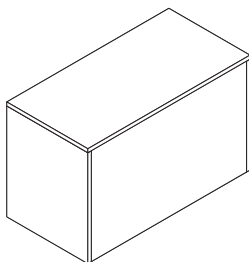
Jetty desk shells can be used as an alternative to P- and D-shape worksurfaces to provide additional work-surface space for conferencing. Curvilinear-front option is also available.

► Page 128

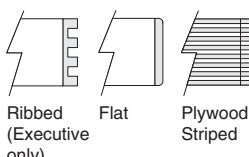


Reception galleries connect to desk shells or assembled desks to create a reception desk alternative. Tackboards are also available.

► Page 130

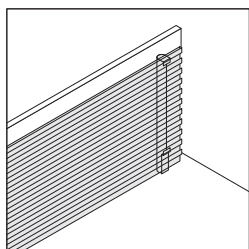


35 $\frac{7}{16}$ " desk shells do not have an overhang. The top is flush with the back panel.



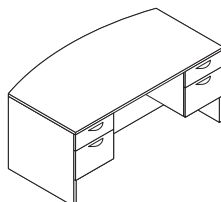
Edge

Flat square edge profile is standard on Classic Payback and available as an option on Executive Payback. Ribbed edge profile is standard on Executive Payback. Plywood striping detail, square edge profile (light, medium, dark) is optional on both Classic and Executive Payback.

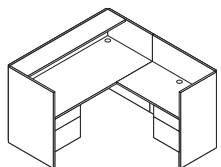


Slatwall with mounting brackets and slatwall tackboards add privacy and keep clutter from the worksurface. Items must be ordered separately.

► Page 175

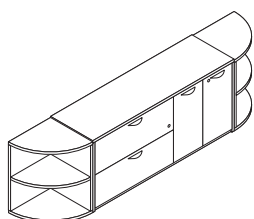


Bow-front desks come with a 6" bow. Back panel is recessed 8 $\frac{1}{2}$ " for 36"D and 14 $\frac{7}{8}$ " for 42"D at the deepest point.

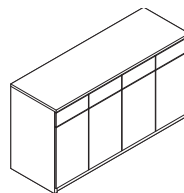


Reception desk can be freestanding or specified with a return. Optional bow-front transaction top is available. Reception gallery tackboards can be used on the reception desk under the transaction top. Two tack-board widths, 62 $\frac{3}{4}$ "W and 68 $\frac{1}{16}$ "W, are available.

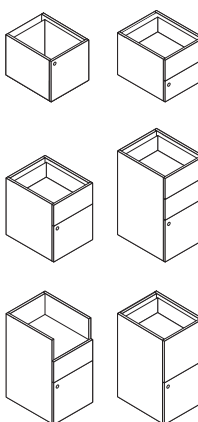
► Page 118



Credenzas come in various configurations—single and double pedestal, double pedestal with storage, single and double lateral file, lateral file and storage, and double storage. Credenzas can be used in conjunction with other storage components.

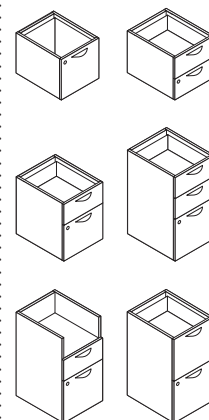


Buffet credenzas are 36"H for Classic and 36 $\frac{1}{2}$ "H for Executive. A variety of widths and configurations are available to meet storage needs.

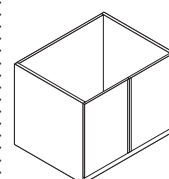
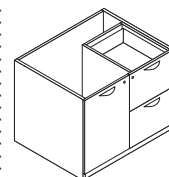
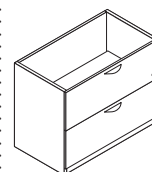


Classic and Executive pedestals may be installed beneath the worksurface on site and come in a variety of box drawer and file drawer selections. Mobile pedestals are also available in a variety of drawer configurations.

► Specifying, page 150

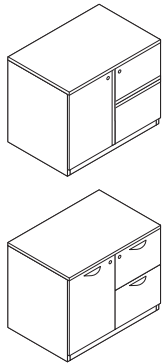


Pedestal file drawers accommodate front-to-back letter filing and side-to-side legal filing. Hanging file folders hang on an integrated U-channel on the drawer body.

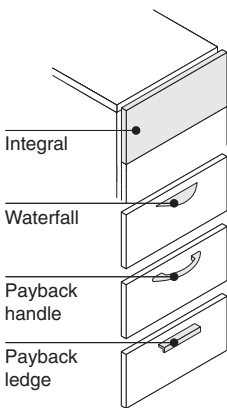


Storage cabinets and two-drawer lateral files can be installed beneath the worksurface on site. Frames in the steel drawers accommodate side-to-side filing of letter-size or legal-size hanging file folders. Front-to-back filing rail accessory is also available.

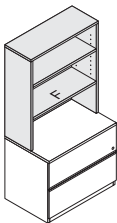
► Pages 155 and 158



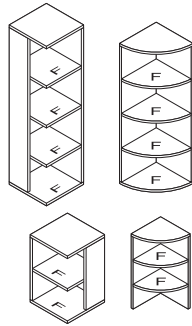
Lateral files are available freestanding with two, three, or four drawers.



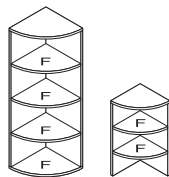
Integral pulls are blocked when two pedestals are field-installed side by side underneath a worksurface. Payback handle or ledge pulls must be specified.



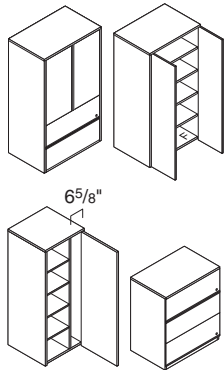
Bookcases, shipped fully assembled, are available with either two or three adjustable shelves (adjustment every 2 1/2"). The three-adjustable shelf bookcase comes in two heights. Stacking bookcases are also available for attachment to worksurface-height storage or worksurfaces.



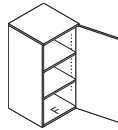
Quarter and quarter-round bookcases are available only with fixed shelves.



35 7/16 inch and 41 15/16 inch quarter-round bookcases are used for desktop applications only.



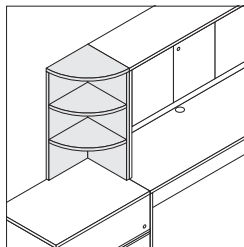
Storage and wardrobe cabinets and lateral files are available in a variety of configurations, including wardrobes with open shelves, file drawers, and a combination of file drawers and shelves. They provide storage, define boundaries, and increase privacy. Lock option is available.



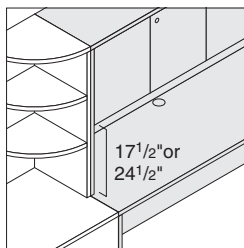
Small-scale towers are used for smaller open-plan offices and come with a door hinged left or right.

Overhead storage cabinets are available with or without doors. Cable access space is standard on all overhead storage cabinets.

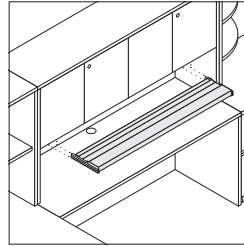
Frosted acrylic doors are optional on overhead storage and wall-mounted overhead storage units. Doors feature a clear anodized aluminum frame with a frosted acrylic insert.



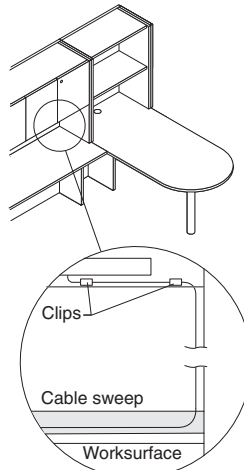
35 7/16 inch and 41 15/16 inch desk-mounted quarter-round bookcases align with overhead storage cabinet.



Clearance between worksurface and underside of overhead storage is 17 1/2 inch for 35 7/16 inch and 24 1/2 inch for 42 5/16 inch. 24 1/2 inch clearance will accommodate some larger monitors.

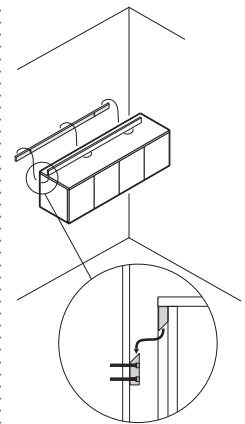


Shelf lights are available to field install in the recessed area beneath overhead storage cabinets. Clearance is 17 5/8 inch H x 12 5/16 inch D and includes a cable access space at the bottom of back panels. ▶ Page 556

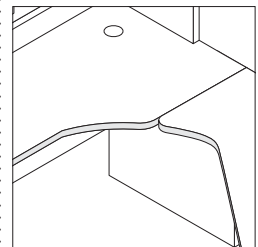


Wire manager clips route shelf light cords horizontally along underside of the overhead storage cabinet. Cables can be routed vertically behind the tackboard to the cable sweep at the bottom of the overhead cabinet.

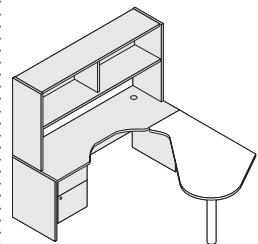
No pull option is offered on overhead and wall-mounted overhead storage cabinets with doors.



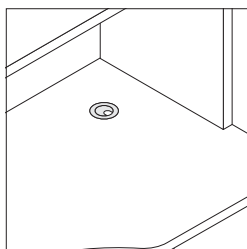
Wall-mounted overhead storage comes with mounting cleats and attachment hardware.



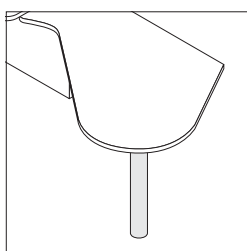
Front and back edges are rounded on Small Office and Home Office desks and returns.



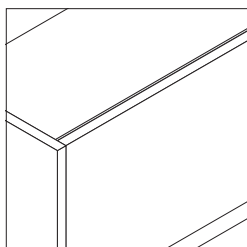
Value Overhead storage cabinets can be attached to Small Office and Home Office desks for additional storage space.



Small Office and Home Office desks have grommets in the back corners of the top.

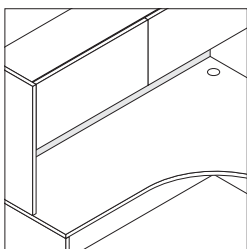


Small Office and Home Office returns are available with a 3" post leg or supported with a laminate panel.

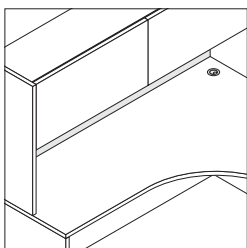


Value overhead storage cabinets have a small gap between the doors and cabinet when doors are closed.

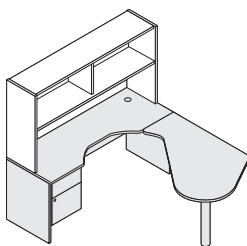
Value overhead storage cabinets have a short back panel that stops at the bottom of the cabinet. The closed cabinet has two flipper doors, which recess over the top of the cabinet, and the top of the cabinet is recessed behind the doors.



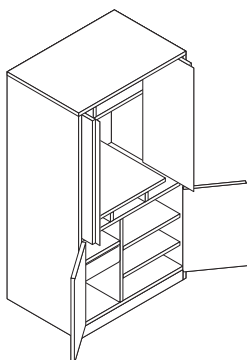
Value tackboards are 17/16" thick and completely wrapped in fabric with tackability on one side. Tackboard is constructed to be a filler panel for the Value overhead cabinet and is not interchangeable with the Classic Payback tackboard.



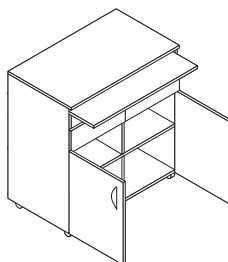
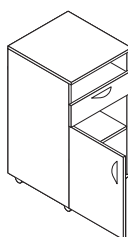
Value workstation shells have one grommet and share a back panel.



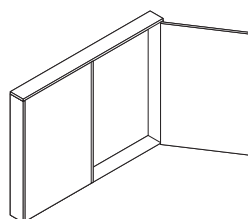
Value D-shaped work-surface has a 3" post leg and a metal gusset to attach the back panel to the top.



Video cabinet provides ample space for a 29" video monitor and VCR. Top doors recess into cabinet. Cabinet also includes a drawer (12 1/4"W x 16 1/8"D x 2 5/8"H interior dimension) for storing video cassettes and two adjustable-height shelves. The cabinet comes fully assembled.

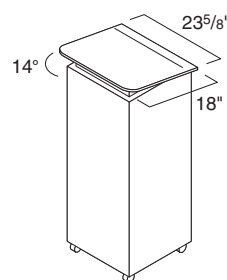


Meeting room service carts come in two widths to provide storage for conference supplies. The carts are on casters to provide easy mobility and are shipped fully assembled. Storage drawers are half depth.

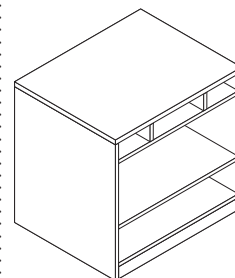


Wall markerboard cabinet contains a large writing surface that can be concealed with two cabinet doors. Right-hand door interior has two flip-chart pegs, and left-hand door interior has tackable cork. The cabinet comes fully assembled.

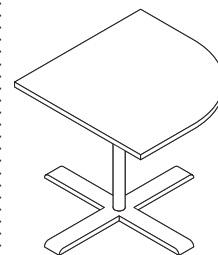
Flip-chart pegs are located on interior of right door. Pegs are 17 1/2" apart, center to center.



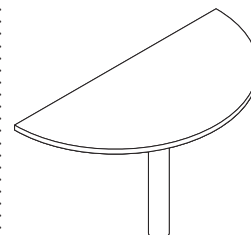
Lectern is on casters to provide easy mobility and includes a 6"H fixed note and a fixed bottom shelf. ▶ Specifying, page 196



Printer table

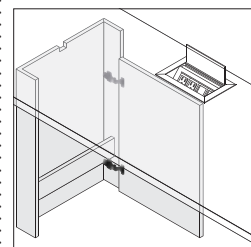


Extension table



Spanner table

A variety of tables are available.



Rectangular base accommodates routing of power and data cords. Access is provided by a hinged access door.

Lock and Keying

Lock on pedestal for assembled desks, returns, credenzas with pedestals, and reception desks is located on the inner side panel of the pedestal. Installing an under-worksurface pedestal next to an assembled desk pedestal will result in no access to the lock on the assembled pedestal.

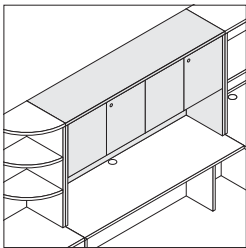
All locking products are standard with factory-installed, key-random lock(s).
► For field installed, key specific, see *Lock and Keying*, page 588.

Optional locks are available on overhead storage cabinets with doors and wall-mounted overhead cabinets with doors.

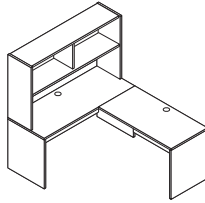
FR series locks are used on all Payback pedestals, files, and cabinets and are keyed randomly. Payback FR series locks will be compatible with other FR series keys.

Payback that had Wesko locks can be field retrofit to accept Payback FR series keys using additional service parts.

Connections



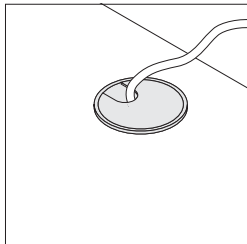
Overhead storage, 35⁷/₁₆" and 42³/₈", attaches to the top of a credenza or desk using attachment hardware, included with the overhead storage unit. Doors, when specified, are hinged.



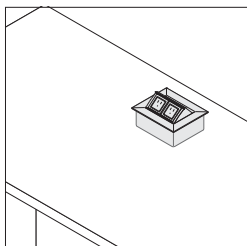
When attaching overhead storage to desk shells, attach a pedestal, return, bridge, or another shell for stability.

Must anchor wall-mounted overhead storage to as many studs as possible. See below for requirements:
30" to 42"W = 1 stud required
48" to 72"W = 2 studs required
78"W = 3 studs required

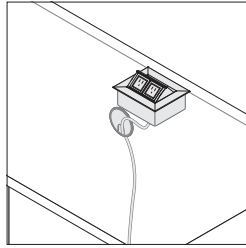
Wiring and Cabling




Round grommet is 2³/₄" in diameter and allows for cable and cord pass-through in the work surface.



Flip-up power unit has two power outlets. Unit can be flipped down and is flush with the work surface when not in use. This unit is available on desks, shells, returns, bridges, and credenzas.
Tip: When specifying a flip-up power unit, grommet must be omitted.



Back panel pass-through is available to provide access to wall power through the back panel on units with grommets or power units.



Hinged door power unit has two power outlets and openings for two data ports. The bottom of the unit is open to allow pass-through of power and data cables to the floor. Available on conference table tops only.

Surface Materials

Desks, reception, credenzas, pedestals, lateral files, storage cabinets, overhead storage, bookcases, and tables

- Low-Pressure Laminate

Drawer and Door Pulls
Integral

- 6000 Black Plastic
- 6699 Platinum

Handle

- 0835 Black
- 4799 Platinum

Waterfall and Ledge

- 4799 Platinum
- 7207 Black

Lock

- 9201 Polished Chrome
- 9250 Ember Chrome

Table Legs

- 4799 Platinum
- 7207 Black

Grommets

Flip grommet top

- 4799 Platinum
- 7207 Black

Flip grommet bottom and round grommet

- Black plastic only

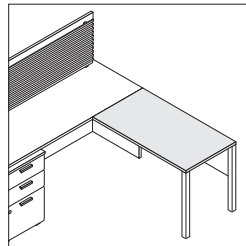
Tackboards

Vertical surface fabric price groups 1, 2, 3, 4, and COM

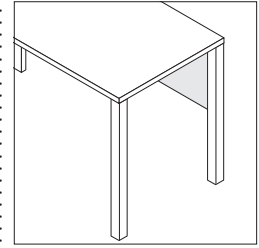
Application Topics

An under-worksurface pedestal should not be positioned next to an assembled desk, return, credenza with pedestal, or reception desk pedestal. This will result in no access to the lock on the assembled pedestal. There is also a visual difference between the underworksurface pedestal and assembled desk pedestals.

For relocation after assembly, first disassemble the product, or move the product using a dolly or other transport.



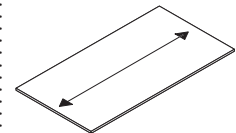
Rectangular tops used in conjunction with square post legs create a return, giving Payback another design element.
Tip: When rectangular tops are used as a return, an attachment bracket is required. Order TS5A548SR through Service Parts.



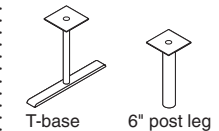
Modesty panels can be used with return table with legs or freestanding tables.

To use an overhead storage cabinet in a U-shaped work surface configuration, specify a desk shell with two clear-access end panels for support. An overhead storage cabinet cannot span a bridge.

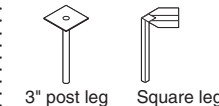
Classic Payback 19"D pedestals can be attached underneath a Small Office and Home Office desk on either end. Only mobile pedestals can be used with Small Office and Home Office returns.



Rectangular table tops



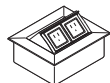
T-base 6" post leg



3" post leg Square leg

Rectangular table tops can be used as a return. Use T-base, post legs, or square legs for support. T-base should be used with 36"D table top only.
► Specifying, page 208

Flip-up Power Unit



Product Details

Flip-up power unit provides two electrical outlets at worksurface height. Power unit is flush with worksurface when not in use. It has a 6' power cord with grounded plug. Available on desks, shells, returns, bridges, and credenzas.

Flip up power unit is field installed in a factory cut hole.

Surface Materials

Power Unit

- 0835 Black paint
- 4799 Platinum paint

Outlet

- Black plastic only

Power Cord

- Black plastic only

Actual Dimensions

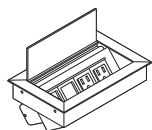
Depth 4¹/₄"

Width 5¹/₂"

Height 2"

Power cord
length 6'

Hinged Door Power Unit



Product Details

Hinged door power unit provides two electrical outlets and two open ports for data adapters. Power unit features a hinged door that opens 90° for access to power and data and is flush with the worksurface when closed. It has a 6' cord with grounded plug. Available on conference table tops only.

Hinged door power unit is field installed in a factory cut hole.

Surface Materials

Power Unit

- 8043 Clear Anodized Aluminum

Outlet

- Black plastic only

Power Cord

- Black plastic only

Actual Dimensions





































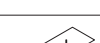

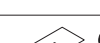






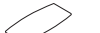























Depth 5³/₈"

Width 8³/₈"

Height 3¹/₂"

Power cord
length 6'

Payback Table Top, Leg, and Base Combinations

		Laminate Panel Base	Rectangular Base		Laminate V-Base	Laminate X-Base	Steel X-Base
			 18"	 24"			
	Round and Square Tops 36"W and 42"W	N.A.	N.A.	N.A.	N.A.	 1	 1
	Round Tops 48"W	N.A.	N.A.	N.A.	N.A.	N.A.	 1
	Round Tops 54"W	N.A.	N.A.	N.A.	N.A.	N.A.	N.A.
	Rectangle Tops 20"D x 36"W-72"W	N.A.	N.A.	N.A.	N.A.	N.A.	N.A.
	Rectangle Tops 24"D x 36"W-72"W	N.A.	N.A.	N.A.	N.A.	N.A.	N.A.
	Rectangle Tops 30"D x 36"W-54"W	N.A.	N.A.	N.A.	N.A.	N.A.	N.A.
	Rectangle Tops 30"D x 60"W-72"W	N.A.	N.A.	N.A.	N.A.	N.A.	N.A.
	Rectangle Tops 36"D x 60"W	N.A.	 2	N.A.	 1 Pair	 2	 2
	Rectangle Tops 36"D x 66"W-72"W	 1	 2	N.A.	 1 Pair	 2	 2
	Rectangle Tops 96"W	 1	N.A.	 2	 1 Pair	 2	 2
	Rectangle Tops 120"W, 144"W, and 168"W	 1	N.A.	 3	 1 Pair	 2	 3
	Boat-Shaped Tops 96"W	 1	N.A.	 2	 1 Pair	 2	 2
	Boat-Shaped Tops 120"W, 144"W, and 168"W	 1	N.A.	 3	 1 Pair	 2	 3
	Racetrack Tops 66"W and 72"W	 1	 2	N.A.	 1 Pair	 2	 2
	Racetrack Tops 96"W	 1	N.A.	 2	 1 Pair	 2	 2
	Racetrack Tops 120"W, 144"W, and 168"W	 1	N.A.	 3	 1 Pair	 2	 3


























































Tip: A reinforcing channel is required when a top has an unsupported span greater than 60"W.

► See page 86

Tip: There are three heights for square leg.

► See page 208

1 = Number of base units to order.
Blank spaces in matrix designate top and base combinations that are not valid.

		Steel T-Base 	Steel Leg (post) 3" 	Steel Leg (post) 6" 	Square Leg 
	Round and Square Tops 36"W and 42"W	N.A.	 4	N.A.	 4
	Round Tops 48"W	N.A.	 4	N.A.	 4
	Round Tops 54"W	N.A.	 4	N.A.	 4
	Rectangle Tops 20"D x 36"W-72"W	N.A.	 4	N.A.	 4
	Rectangle Tops 24"D x 36"W-72"W	N.A.	 4	 4	 4
	Rectangle Tops 30"D x 36"W-54"W	N.A.	 4	 4	 4
	Rectangle Tops 30"D x 60"W-72"W	N.A.	 4	 4	 4
	Rectangle Tops 36"D x 60"W	 2	 4	 4	 4
	Rectangle Tops 36"D x 66"W-72"W	 2	 4	 4	 4
	Rectangle Tops 96"W	 3	N.A.	 6	N.A.
	Rectangle Tops 120"W, 144"W, and 168"W	N.A.	N.A.	 6	N.A.
	Boat-Shaped Tops 96"W	 3	N.A.	 6	N.A.
	Boat-Shaped Tops 120"W, 144"W, and 168"W	N.A.	N.A.	 6	N.A.
	Racetrack Tops 66"W and 72"W	 2	 4	 4	N.A.
	Racetrack Tops 96"W	 3	N.A.	 6	N.A.
	Racetrack Tops 120"W, 144"W, and 168"W	N.A.	N.A.	 6	N.A.

Tip: A reinforcing channel is required when a top has an unsupported span greater than 60"W.

► See page 86

Tip: There are three heights for square leg.

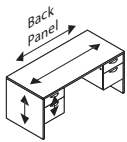
► See page 208

1 = Number of base units to order.
Blank spaces in matrix designate top and base combinations that are not valid.

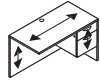
Directional Laminate and Edge Profile Detail

The appearance of laminate may change slightly depending on the angle from which it is viewed. This natural phenomenon is called polarization, and it can be seen on natural veneer, and to a lesser extent on composite veneer. Polarization is often noticed on work-surfaces installed at a 90° angle with each other. Please refer to the following illustrations for an understanding of grain direction on your installation.

Rectangular, boat-shape, and racetrack table tops 118¹/₈"W or wider are shipped in two pieces. When ordered in wood grain laminates, two-piece tops will not have matching grain patterns where the tops meet.



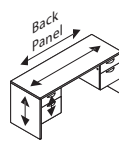
Desks



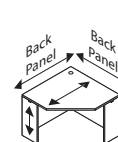
Returns



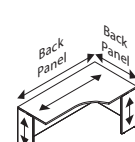
Bridges



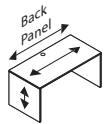
Credenzas and Buffet Credenzas



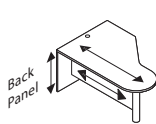
Corner Desk Shell



Extended Corner Desk Shell



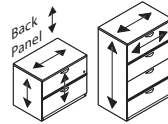
Desk Shells, Reception Galleries, and Notched Shells



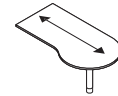
Jetty Desk Shells



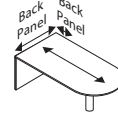
Pedestals



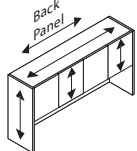
2-High, 3-High, and 4-High Lateral Files



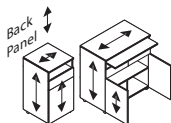
P-Shape Worksurfaces



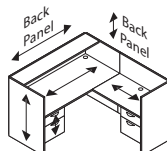
D-Shape Worksurfaces



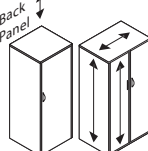
Overhead Storage Cabinets



Conference Room Furniture



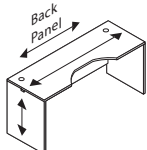
Reception Desks and Returns



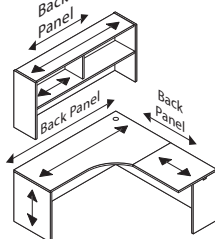
Storage and Wardrobe Cabinets



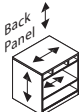
Bookcases



Small Office and Home Office Shells



Value Shells and Overhead Storage Cabinets



Printer Table



Spanner Table



Extension Tables



Desktop Organizer



Round



Square



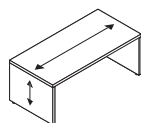
Racetrack (tops 118¹/₈"W or wider ship in two pieces)



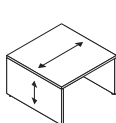
Boat-shaped (tops 118¹/₈"W or wider ship in two pieces)



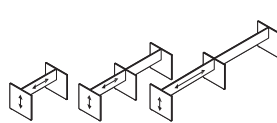
Rectangular (tops 118¹/₈"W or wider ship in two pieces)



Coffee table



End table



Laminate panel bases



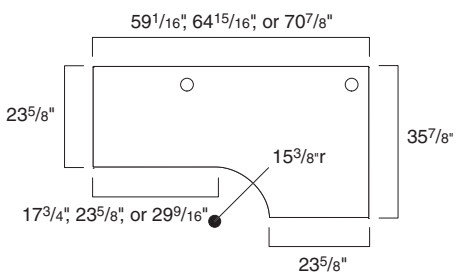
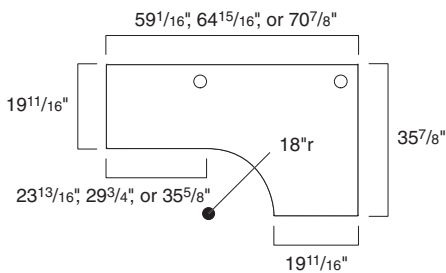
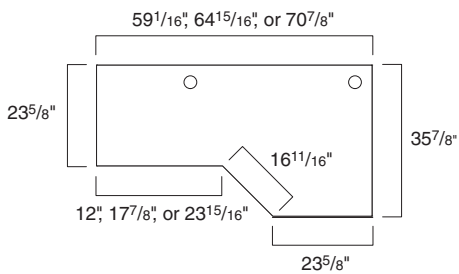
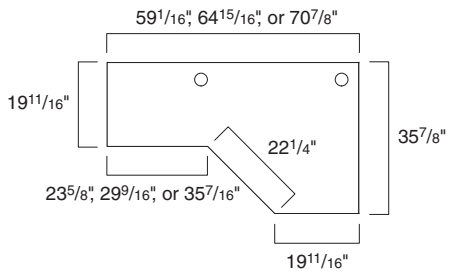
Rectangular bases

Dimensions for Storage Purposes

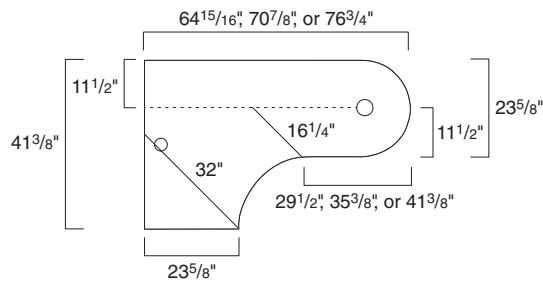
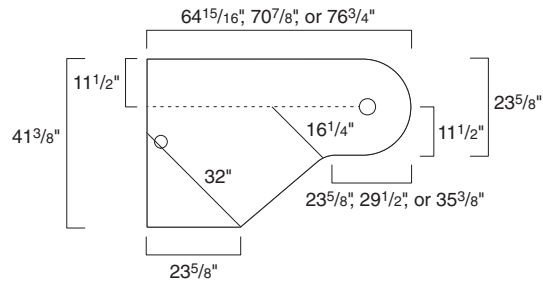
Dimensions for Storage
Purposes

Classic and
Executive Payback

Product Details



Extended corner desk shell's kneespace is shown below for storage purposes.





Connections

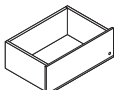
Quick connect assembly hardware is used to assemble furniture in the field. Rotating connector captures metal pins to lock components in place. For relocation after assembly, first disassemble the product, or move the product using a dolly or other transport.

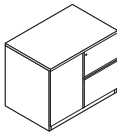
Storage Capacities

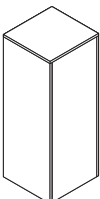
Payback Storage

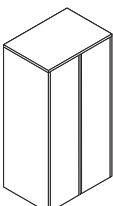
Box Drawer 	Size/Type	Inside Dimensions		
		D	W	H
	19"D, 20"D, 24"D	16"	12 ³ / ₁₆ "	4 ¹ / ₂ "
	30"D, 36"D	21"	12 ³ / ₁₆ "	4 ¹ / ₂ "

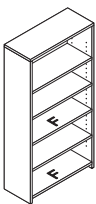
File Drawer 	Size/Type	Inside Dimensions		
		D	W	H
	19"D, 20"D, 24"D	16"	12 ³ / ₁₆ "	10 ⁷ / ₈ "
	30"D, 36"D	21"	12 ³ / ₁₆ "	10 ⁷ / ₈ "

Lateral File Drawer 	Size/Type	Inside Dimensions		
		D	W	H
	19"D, 20"D	16"	31 ⁹ / ₁₆ "	10 ¹ / ₂ "

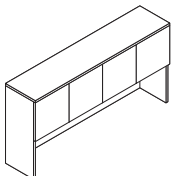
Storage Cabinet 	Size/Type	Inside Dimensions		
		D	W	H
	Shelf Area			
	29"H double door	18 ¹ / ₈ "	33 ³ / ₈ "	24 ¹⁵ / ₁₆ "
	65"H double door	18 ¹ / ₈ "	33 ³ / ₈ "	57 ⁷ / ₁₆ "
	65"H with lateral file drawer	18 ¹ / ₈ "	33 ³ / ₈ "	32 ³ / ₄ "
	29"H single door with peds	18 ¹ / ₈ "	18 ⁷ / ₈ "	24 ¹⁵ / ₁₆ "

24"W Storage and Wardrobe Cabinet 	Size/Type	Inside Dimensions		
		D	W	H
	Shelves and drawers	22 ¹ / ₁₆ "	14 ¹ / ₄ "	20 ¹³ / ₁₆ "
	Shelves	22 ¹ / ₁₆ "	14 ¹ / ₄ "	57 ⁷ / ₁₆ "
	Wardrobe	22 ¹ / ₁₆ "	6 ⁵ / ₈ "	59 ¹⁵ / ₁₆ "

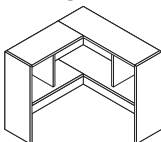
36"W Wardrobe Cabinet 	Size/Type	Inside Dimensions		
		D	W	H
	65"H	18 ¹ / ₈ "	33 ³ / ₈ "	59 ¹⁵ / ₁₆ "

Bookcases**Size/Type****Inside Dimensions**

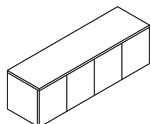
D	W	H
48"H	11 ³ / ₁₆ "	33 ³ / ₈ "
66"H	11 ³ / ₁₆ "	33 ³ / ₈ "
72"H	11 ³ / ₁₆ "	33 ³ / ₈ "

Overhead Storage**Size/Type****Inside Dimensions**

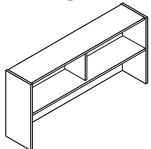
D	W	H
30"W	14"	27"
36"W	14"	33"
42"W	14"	39"
48"W	14"	43"
54"W	14"	48 ⁷ / ₈ "
60"W	14"	55"
66"W	14"	61"
72"W	14"	67"
78"W	14"	72 ¹ / ₄ "

Corner Overhead Storage**Size/Type****Inside Dimensions**

D	W	H
36" x 36"	14"	52"
42" x 42"	14"	64"










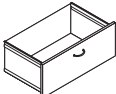
Wall-Mounted Overhead Storage**Size/Type****Inside Dimensions**

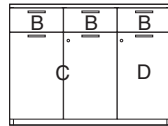
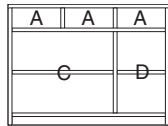
D	W	H
30"W	14"	27 ¹ / ₄ "
36"W	14"	33 ⁷ / ₁₆ "
42"W	14"	39 ¹ / ₁₆ "
48"W	14"	43"
54"W	14"	48 ⁷ / ₈ "
60"W	14"	54 ¹ / ₂ "
66"W	14"	60 ¹ / ₂ "
72"W	14"	66 ¹ / ₂ "
78"W	14"	72 ¹ / ₄ "

Value Overhead Storage**Size/Type****Inside Dimensions**

D	W	H
66"W	11 ¹³ / ₁₆ "	62 ⁷ / ₈ "
72"W	11 ¹³ / ₁₆ "	68 ⁷ / ₈ "

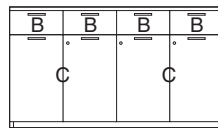
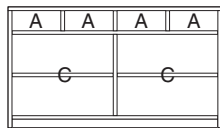
Pedestal and Under-Worksurface Lateral Files

Box Drawer 	Size/Type	Inside Dimensions				
		D	W	H		
	22"D	18"	12"	4 ⁷ / ₈ "		
	28"D	25"	12"	4 ⁷ / ₈ "		
File Drawer 	Size/Type	Inside Dimensions			Letter-Size	Legal-Size
		D	W	H		
	22"D	18 ³ / ₄ "	12"	10 ³ / ₄ "	18" front-to-back filing 	12" side-to-side filing 
					12" side-to-side filing 6" front-to-back filing 	
	28"D	25"	12"	10 ³ / ₄ "	24" front-to-back filing 	12" side-to-side filing 
					24" side-to-side filing 	
					12" side-to-side filing 12" front-to-back filing 	
Lateral File Drawer 	Size/Type	Inside Dimensions				
		D	W	H		
	30"W	16"	27 ⁵ / ₈ "	10 ³ / ₄ "		
	36"W	16"	32 ³ / ₄ "	10 ³ / ₄ "		



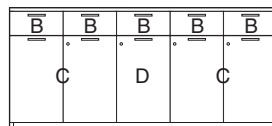
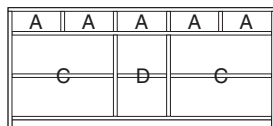
3-Door Unit

	A (Cubby)	B (Drawer Interior)	C	D
Depth	22 ¹ / ₄ "	15"	22 ¹ / ₄ "	22 ¹ / ₄ "
Width	14"	12 ¹ / ₄ "	29 ¹ / ₂ "	14"
Height	6"	4 ¹ / ₂ "	24"	24"



4-Door Unit

	A (Cubby)	B (Drawer Interior)	C	D
Depth	22 ¹ / ₄ "	15"	22 ¹ / ₄ "	-
Width	14"	12 ¹ / ₄ "	29 ¹ / ₂ "	-
Height	6"	4 ¹ / ₂ "	24"	-

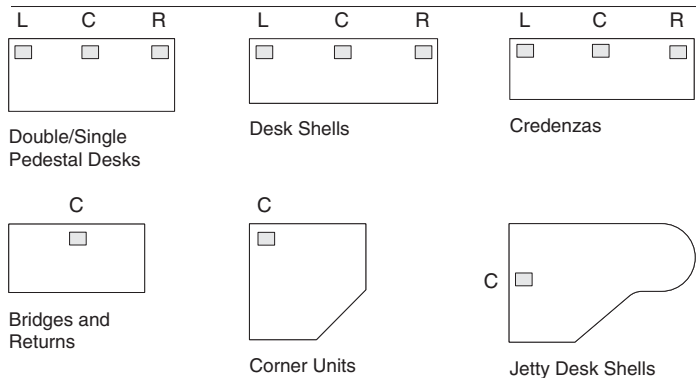


5-Door Unit

	A (Cubby)	B (Drawer Interior)	C	D
Depth	22 ¹ / ₄ "	15"	22 ¹ / ₄ "	22 ¹ / ₄ "
Width	14"	12 ¹ / ₄ "	29 ¹ / ₂ "	14"
Height	6"	4 ¹ / ₂ "	24"	24"

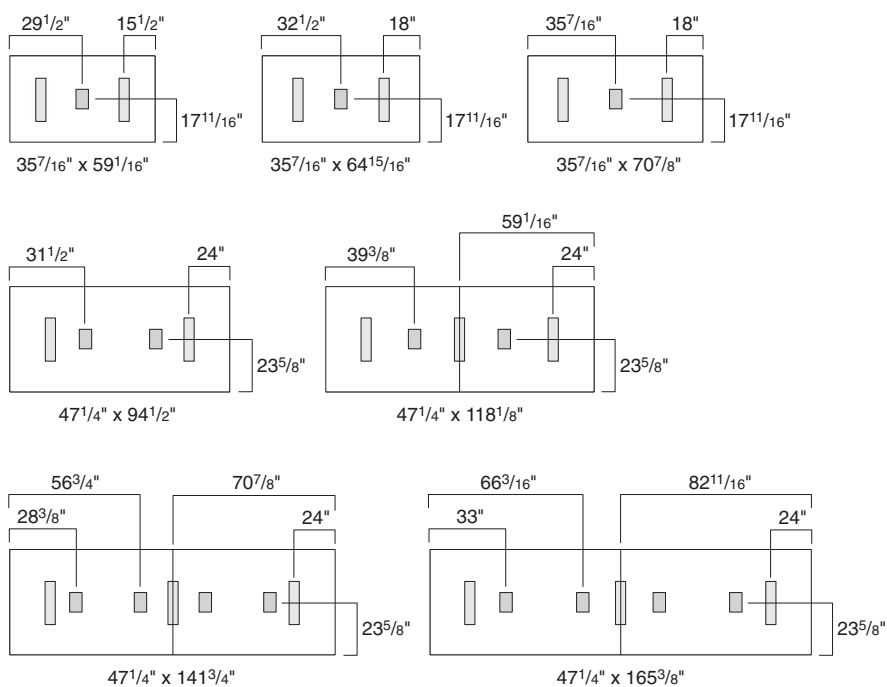
Power Units

Flip Up Power Unit Locations

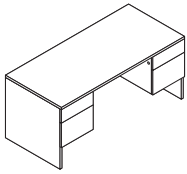


Hinged Door Power Unit and Rectangular Base Locations

Boat, Racetrack, and Rectangular Tops



Double-Pedestal Desks



Tip: Grain direction of back panel runs horizontally. Grain direction of end panels runs vertically.

Tip: Locks are located on the inside panel of the pedestal.

Tip: Field-installed, key-specific lock cylinders must be ordered separately.

► Page 588

Tip: Leveling glides are adjustable up to 3/4"H.

Tip: Plywood striping does not match laminate finishes. Plywood striping is offered in three finishes that complement some of the laminates.

Tip: The top drawer of the box/box/file pedestal does not lock.

► Need help? Product details, page 96

Standard Includes

- Desk with full-height back panel: worksurface laminate and vertical surfaces laminate
- 1"-thick worksurface edges with square edge profile on Classic Payback: high-impact plastic to match worksurface
- 1½"-thick worksurface edges with ribbed edge profile on Executive Payback: high-impact plastic to match worksurface
- Integral pull on Classic Payback drawers: 6000 Black plastic
- Waterfall pull on Executive Payback drawers: 7207 Black
- Drawer interiors: black laminate only
- Full-extension, heavy-duty ball-bearing drawer suspensions
- One box drawer and one file drawer in pedestal
- One pencil tray in each box drawer: black plastic only
- File drawers to accommodate front-to-back filing of letter-size hanging file folders or side-to-side filing of legal-size hanging file folders
- Locks on pedestals, keyed randomly, FR series
- Adjustable leveling glides
- Shipped fully assembled

Required to Specify

- 1 Style number
 - 2 Laminate color number for worksurface
 - 3 Vertical laminate color number for desk
 - 4 Finish color number for lock
 - 5 Options, if selected (see below)
- See *Surface Materials*, page 570.

	Options	U.S. Price	Required to Specify
Worksurface Edge Band Detail	• Light plywood striping detail, square edge profile	No cost	Specify with light plywood striping.
	• Medium plywood striping detail, square edge profile	No cost	Specify with medium plywood striping.
	• Dark plywood striping detail, square edge profile	No cost	Specify with dark plywood striping.
	• Flat square edge profile on Executive Payback only	No cost	Specify with flat square edge profile.
Pedestals	• One box/box/file pedestal left and one file/file pedestal right	+\$344	Specify with one box/box/file pedestal left and one file/file pedestal right.
	• One box/box/file pedestal right and one file/file pedestal left	+\$344	Specify with one box/box/file pedestal right and one file/file pedestal left.
	• Two file/file pedestals	+\$344	Specify with two file/file pedestals.
	• Two box/box/file pedestals	+\$344	Specify with two box/box/file pedestals.
	• Two storage slot/box/file pedestals	+\$344	Specify with two storage slot/box/file pedestals.
Pulls	• Integral pulls on Classic Payback only: 6699 Platinum	No cost	Specify with 6699 Platinum integral pulls.
	• Waterfall pulls on Executive Payback only: 4799 Platinum	+\$ 6	Specify with 4799 Platinum waterfall pulls.
	• Payback handle pulls: 0835 Black	No cost	Specify with 0835 Black Payback handle pulls.
	• Payback handle pulls: 4799 Platinum	+\$ 6	Specify with 4799 Platinum Payback handle pulls.
	• Ledge pulls: 7207 Black	+\$ 29	Specify with 7207 Black ledge pulls.
	• Ledge pulls: 4799 Platinum	+\$ 35	Specify with 4799 Platinum ledge pulls.
Cable Management	Flip-up power units		
	• For 36"D desks	+\$326	Left: Specify with VPFHL and color number, Center: Specify with VPFHC and color number, Right: Specify with VPFHR and color number.
	• For 30"D desks	+\$326	Left: Specify with VPFL and color number, Center: Specify with VPFC and color number, Right: Specify with VPFR and color number.

► Options, continued on next page



For Canadian Pricing

Multiply U.S. Price by the Canadian price factor.

► See page 1 for details.

► Options, continued from previous page

Options	U.S. Price	Required to Specify
Lock		
• Polished chrome	No cost	Specify with 9201 Polished Chrome lock.
• Ember chrome	No cost	Specify with 9250 Ember Chrome lock.

Specification Information

Dimensions	Style	U.S.
D W H	Number	Base Price

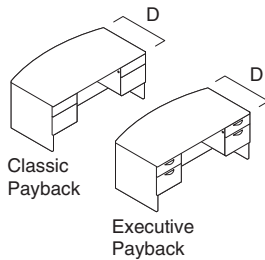
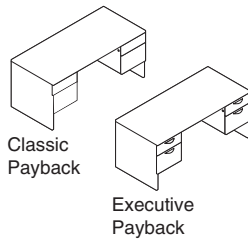
Classic Payback

29½"	59½"	29"	TS5ADP3060	\$1230
29½"	64½"	29"	TS5ADP3066	\$1299
29½"	70⅞"	29"	TS5ADP3072	\$1368
35⅞"	70⅞"	29"	TS5ADP3672	\$1438

Executive Payback

29½"	59½"	29½"	TS5AED3060	\$1413
29½"	64½"	29½"	TS5AED3066	\$1483
29½"	70⅞"	29½"	TS5AED3072	\$1553
35⅞"	70⅞"	29½"	TS5AED3672	\$1624
35⅞"	82¾"	29½"	TS5AED3684	\$1832

Classic and Executive Payback



With 35⅞" D Bow Front

30"	64½"	29"	TS5ADW3666	\$1438
-----	------	-----	-------------------	--------

With 41⅞" D Bow Front

36"	70⅞"	29"	TS5ADW4272	\$1509
-----	------	-----	-------------------	--------

With 35⅞" D Bow Front

30"	64½"	29½"	TS5AEW3666	\$1624
-----	------	------	-------------------	--------

With 41⅞" D Bow Front

36"	70⅞"	29½"	TS5AEW4272	\$1691
-----	------	------	-------------------	--------

36"	82¾"	29½"	TS5AEW4284	\$1899
-----	------	------	-------------------	--------

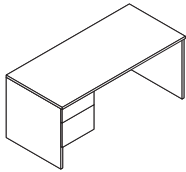


For Canadian Pricing

Multiply U.S. Price by the Canadian price factor.

► See page 1 for details.

Single-Pedestal Desks



Tip: Grain direction of back panel runs horizontally. Grain direction of end panels runs vertically.

Tip: Locks are located on the inside panel of the pedestal. Adding an additional under-worksurface component will prevent the pedestal from locking.

Tip: Field-installed, key-specific lock cylinders must be ordered separately.
► Page 588

Tip: Leveling glides are adjustable up to 3/4"H.

Tip: Plywood striping does not match laminate finishes. Plywood striping is offered in three finishes, and are compliments to some of the laminates.

Tip: The top drawer of the box/box/file pedestal does not lock.



For Canadian Pricing
Multiply U.S. Price by the Canadian price factor.
► See page 1 for details.

Standard Includes		Required to Specify	
► Need help? Product details, page 96	<ul style="list-style-type: none"> Desk with full-height back panel: worksurface laminate and vertical surfaces laminate 1"-thick worksurface edges with square edge profile on Classic Payback: high-impact plastic to match worksurface 1½"-thick worksurface edges with ribbed edge profile on Executive Payback: high-impact plastic to match worksurface Integral pull on Classic Payback drawers: 6000 Black plastic Waterfall pull on Executive Payback drawers: 7207 Black Drawer interiors: black laminate only Full-extension, heavy-duty ball-bearing drawer suspensions One box drawer and one file drawer in pedestal One pencil tray in box drawer: black only File drawers to accommodate front-to-back filing of letter-size hanging file folders or side-to-side filing of legal-size hanging file folders Lock on pedestal, keyed randomly, FR series Adjustable leveling glides Shipped fully assembled 	1 Style number 2 Laminate color number for worksurface 3 Vertical laminate color number for desk 4 Finish color number for lock 5 Options, if selected (see below) ► See <i>Surface Materials</i> , page 570.	
Options		U.S. Price	Required to Specify
Worksurface Edge Band Detail	• Light plywood striping detail, square edge profile	No cost	Specify with light plywood striping.
	• Medium plywood striping detail, square edge profile	No cost	Specify with medium plywood striping.
	• Dark plywood striping detail, square edge profile	No cost	Specify with dark plywood striping.
	• Flat square edge profile on Executive Payback only	No cost	Specify with flat square edge profile.
Pedestals	• One file/file pedestal	+\$173	Specify with one file/file pedestal.
	• One box/box/file pedestal	+\$173	Specify with one box/box/file pedestal.
	• One storage slot/box/file pedestal	+\$173	Specify with one storage slot/box/file pedestal.
Pulls	• Integral pulls on Classic Payback only: 6699 Platinum	No cost	Specify with 6699 Platinum integral pulls.
	• Waterfall pulls on Executive Payback only: 4799 Platinum	+\$ 6	Specify with 4799 Platinum waterfall pulls.
	• Payback handle pulls: 0835 Black	No cost	Specify with 0835 Black Payback handle pulls.
	• Payback handle pulls: 4799 Platinum	+\$ 6	Specify with 4799 Platinum Payback handle pulls.
	• Ledge pulls: 7207 Black	+\$ 29	Specify with 7207 Black ledge pulls.
	• Ledge pulls: 4799 Platinum	+\$ 35	Specify with 4799 Platinum ledge pulls.
End Panels	Desk without bow front		
	• One full end panel with pedestal left and one clear-access end panel right	No cost	Specify with full end panel left and clear-access end panel right.
	• One full end panel with pedestal right and one clear-access end panel left	No cost	Specify with full end panel right and clear-access end panel left.
Cable Management	Flip-up power units		
	• For 36"D desks	+\$326	Left: Specify with VPFHL and color number, Center: Specify with VPFHC and color number, Right: Specify with VPFHR and color number.
	• For 30"D desks	+\$326	Left: Specify with VPFL and color number, Center: Specify with VPFC and color number, Right: Specify with VPFR and color number.

► Options, continued on next page

► Options, continued from previous page

Options	U.S. Price	Required to Specify
Lock	Polished chrome Ember chrome	No cost No cost
		Specify with 9201 Polished Chrome lock. Specify with 9250 Ember Chrome lock.

Specification Information

Dimensions D W H	Style Number	U.S. Base Price	Dimensions D W H	Style Number	U.S. Base Price
---------------------	-----------------	-----------------------	---------------------	-----------------	-----------------------

Classic Payback

Left-Hand

29½"	47¼"	29"	TS5ASP3048L	\$ 876
29½"	53⅛"	29"	TS5ASP3054L	\$ 947
29½"	59⅞"	29"	TS5ASP3060L	\$1015
29½"	64⅝"	29"	TS5ASP3066L	\$1087
29½"	70⅞"	29"	TS5ASP3072L	\$1154
35⅞"	70⅞"	29"	TS5ASP3672L	\$1224

Left-Hand with 35⅞" D Bow Front

30"	64⅝"	29"	TS5ASW3666L	\$1224
-----	------	-----	--------------------	--------

Left-Hand with 41⅝" D Bow Front

36"	70⅞"	29"	TS5ASW4272L	\$1295
-----	------	-----	--------------------	--------

Right-Hand

29½"	47¼"	29"	TS5ASP3048R	\$ 876
29½"	53⅛"	29"	TS5ASP3054R	\$ 947
29½"	59⅞"	29"	TS5ASP3060R	\$1015
29½"	64⅝"	29"	TS5ASP3066R	\$1087
29½"	70⅞"	29"	TS5ASP3072R	\$1154
35⅞"	70⅞"	29"	TS5ASP3672R	\$1224

Right-Hand with 35⅞" D Bow Front

30"	64⅝"	29"	TS5ASW3666R	\$1224
-----	------	-----	--------------------	--------

Right-Hand with 41⅝" D Bow Front

36"	70⅞"	29"	TS5ASW4272R	\$1295
-----	------	-----	--------------------	--------

Executive Payback

Left-Hand

29½"	47¼"	29½"	TS5AES3048L	\$1060
29½"	53⅛"	29½"	TS5AES3054L	\$1130
29½"	59⅞"	29½"	TS5AES3060L	\$1200
29½"	64⅝"	29½"	TS5AES3066L	\$1270
29½"	70⅞"	29½"	TS5AES3072L	\$1340
35⅞"	70⅞"	29½"	TS5AES3672L	\$1408

Left-Hand with 35⅞" D Bow Front

30"	64⅝"	29½"	TS5AEW3666L	\$1408
-----	------	------	--------------------	--------

Left-Hand with 41⅝" D Bow Front

36"	70⅞"	29½"	TS5AEW4272L	\$1477
-----	------	------	--------------------	--------

36"	82¾"	29½"	TS5AEW4284L	\$1685
-----	------	------	--------------------	--------

Right-Hand

29½"	47¼"	29½"	TS5AES3048R	\$1060
29½"	53⅛"	29½"	TS5AES3054R	\$1130
29½"	59⅞"	29½"	TS5AES3060R	\$1200
29½"	64⅝"	29½"	TS5AES3066R	\$1270
29½"	70⅞"	29½"	TS5AES3072R	\$1340
35⅞"	70⅞"	29½"	TS5AES3672R	\$1408

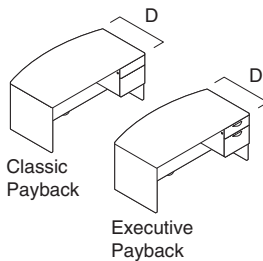
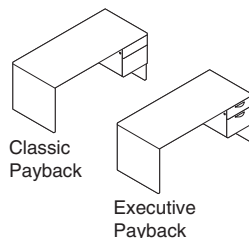
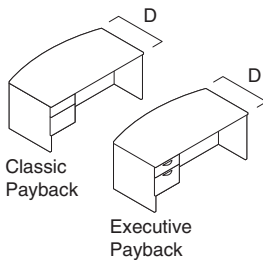
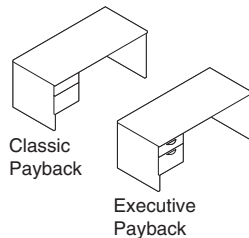
Right-Hand with 35⅞" D Bow Front

30"	64⅝"	29½"	TS5AEW3666R	\$1408
-----	------	------	--------------------	--------

Right-Hand with 41⅝" D Bow Front

36"	70⅞"	29½"	TS5AEW4272R	\$1477
-----	------	------	--------------------	--------

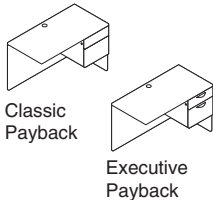
36"	82¾"	29½"	TS5AEW4284R	\$1685
-----	------	------	--------------------	--------



Tip: Clear-access end panel option is not available on bow-front desks.

 **For Canadian Pricing**
Multiply U.S. Price by the Canadian price factor.
► See page 1 for details.

Desk-Height Returns



Right-hand shown

Tip: Grain direction of back panel and end panel runs vertically.

Tip: Locks are located on the inside panel of the pedestal. Adding an additional under-worksurface component will prevent the pedestal from locking.

Tip: Field-installed, key-specific lock cylinders must be ordered separately.
► Page 588

Tip: Leveling glides are adjustable up to 3/4"H.

Tip: Plywood striping does not match laminate finishes. Plywood striping is offered in three finishes, and are compliments to some of the laminates.

Tip: Return with no pedestal must be specified with full width back panel.

Tip: The top drawer of the box/box/file pedestal does not lock.

Tip: When specifying a flip-up power unit, grommet will be omitted.

Tip: Back panel pass-through is only available on unit-width back panel.



For Canadian Pricing
Multiply U.S. Price by the Canadian price factor.
► See page 1 for details.

	Standard Includes	Required to Specify
► Need help? Product details, page 96	<ul style="list-style-type: none"> Return with full-height and full-width back panel: worksurface laminate and vertical surfaces laminate 1"-thick worksurface edges with square edge profile on Classic Payback: high-impact plastic to match worksurface 1½"-thick worksurface edges with ribbed edge profile on Executive Payback: high-impact plastic to match worksurface Integral pull on Classic Payback drawers: 6000 Black plastic Waterfall pull on Executive Payback drawers: 7207 Black Drawer interiors: black laminate only Full-extension, heavy-duty ball-bearing drawer suspensions One box drawer and one file drawer in pedestal One pencil tray in box drawer: black plastic only File drawers to accommodate front-to-back filing of letter-size hanging file folders or side-to-side filing of legal-size hanging file folders Lock on pedestal, keyed randomly, FR series Grommet centered in back edge of worksurface: black plastic only Adjustable leveling glides Includes two attachment brackets Shipped fully assembled 	<ol style="list-style-type: none"> Style number Laminate color number for worksurface Vertical laminate color number for return Finish color number for lock, if pedestal selected Options, if selected (see below) <p>► See <i>Surface Materials</i>, page 570.</p>

	Options	U.S. Price	Required to Specify
Worksurface Edge Band Detail	<ul style="list-style-type: none"> Light plywood striping detail, square edge profile Medium plywood striping detail, square edge profile Dark plywood striping detail, square edge profile Flat square edge profile on Executive Payback only 	No cost No cost No cost No cost	Specify with light plywood striping. Specify with medium plywood striping. Specify with dark plywood striping. Specify with flat square edge profile.
Pedestals	<ul style="list-style-type: none"> One file/file pedestal One box/box/file pedestal One storage slot/box/file pedestal No pedestal 	+\$173 +\$173 +\$173 -\$270	Specify with one file/file pedestal. Specify with one box/box/file pedestal. Specify with one storage slot/box/file pedestal. Specify with no pedestal.
Pulls	<ul style="list-style-type: none"> Integral pulls on Classic Payback only: 6699 Platinum Waterfall pulls on Executive Payback only: 4799 Platinum Payback handle pulls: 0835 Black Payback handle pulls: 4799 Platinum Ledge pulls: 7207 Black Ledge pulls: 4799 Platinum 	No cost +\$ 6 No cost +\$ 6 +\$ 29 +\$ 35	Specify with 6699 Platinum integral pulls. Specify with 4799 Platinum waterfall pulls. Specify with 0835 Black Payback handle pulls. Specify with 4799 Platinum Payback handle pulls. Specify with 7207 Black ledge pulls. Specify with 4799 Platinum ledge pulls.
Back Panel	<ul style="list-style-type: none"> Pedestal width back panel Unit width back panel with pass-through grommet 	No cost +\$ 38	Specify with pedestal width back panel. Specify with unit width back panel with pass-through grommet.
Cable Management	<ul style="list-style-type: none"> Omit grommet Flip-up power unit 	No cost +\$326	Specify with no grommet. Center: Specify with VPFC and color number.
Lock	<ul style="list-style-type: none"> Polished chrome Ember chrome 	No cost No cost	Specify with 9201 Polished Chrome lock. Specify with 9250 Ember Chrome lock.

Specification Information

Dimensions			Style Number	U.S. Base Price
D	W	H		

Classic Payback

Left-Hand

19 ¹ / ₁₆ "	35 ⁷ / ₁₆ "	29"	TS5AR2036L	\$661
19 ¹ / ₁₆ "	41 ⁵ / ₁₆ "	29"	TS5AR2042L	\$730
19 ¹ / ₁₆ "	47 ¹ / ₄ "	29"	TS5AR2048L	\$800
19 ¹ / ₁₆ "	53 ¹ / ₈ "	29"	TS5AR2054L	\$870
19 ¹ / ₁₆ "	59 ¹ / ₁₆ "	29"	TS5AR2060L	\$940
23 ⁵ / ₈ "	35 ⁷ / ₈ "	29"	TS5AR2436L	\$690
23 ⁵ / ₈ "	41 ⁵ / ₁₆ "	29"	TS5AR2442L	\$759
23 ⁵ / ₈ "	47 ¹ / ₄ "	29"	TS5AR2448L	\$829
23 ⁵ / ₈ "	53 ¹ / ₈ "	29"	TS5AR2454L	\$897
23 ⁵ / ₈ "	59 ¹ / ₁₆ "	29"	TS5AR2460L	\$969

Right-Hand

19 ¹ / ₁₆ "	35 ⁷ / ₈ "	29"	TS5AR2036R	\$661
19 ¹ / ₁₆ "	41 ⁵ / ₁₆ "	29"	TS5AR2042R	\$730
19 ¹ / ₁₆ "	47 ¹ / ₄ "	29"	TS5AR2048R	\$800
19 ¹ / ₁₆ "	53 ¹ / ₈ "	29"	TS5AR2054R	\$870
19 ¹ / ₁₆ "	59 ¹ / ₁₆ "	29"	TS5AR2060R	\$940
23 ⁵ / ₈ "	35 ⁷ / ₈ "	29"	TS5AR2436R	\$690
23 ⁵ / ₈ "	41 ⁵ / ₁₆ "	29"	TS5AR2442R	\$759
23 ⁵ / ₈ "	47 ¹ / ₄ "	29"	TS5AR2448R	\$829
23 ⁵ / ₈ "	53 ¹ / ₈ "	29"	TS5AR2454R	\$897
23 ⁵ / ₈ "	59 ¹ / ₁₆ "	29"	TS5AR2460R	\$969

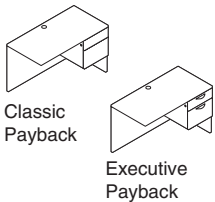
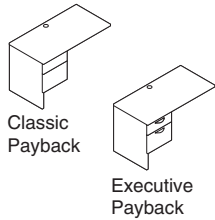
Executive Payback

Left-Hand

19 ¹ / ₁₆ "	35 ⁷ / ₁₆ "	29 ¹ / ₂ "	TS5AER2036L	\$ 809
19 ¹ / ₁₆ "	41 ⁵ / ₁₆ "	29 ¹ / ₂ "	TS5AER2042L	\$ 878
19 ¹ / ₁₆ "	47 ¹ / ₄ "	29 ¹ / ₂ "	TS5AER2048L	\$ 950
19 ¹ / ₁₆ "	53 ¹ / ₈ "	29 ¹ / ₂ "	TS5AER2054L	\$1055
19 ¹ / ₁₆ "	59 ¹ / ₁₆ "	29 ¹ / ₂ "	TS5AER2060L	\$1123
23 ⁵ / ₈ "	35 ⁷ / ₁₆ "	29 ¹ / ₂ "	TS5AER2436L	\$ 872
23 ⁵ / ₈ "	41 ⁵ / ₁₆ "	29 ¹ / ₂ "	TS5AER2442L	\$ 942
23 ⁵ / ₈ "	47 ¹ / ₄ "	29 ¹ / ₂ "	TS5AER2448L	\$1012
23 ⁵ / ₈ "	53 ¹ / ₈ "	29 ¹ / ₂ "	TS5AER2454L	\$1081
23 ⁵ / ₈ "	59 ¹ / ₁₆ "	29 ¹ / ₂ "	TS5AER2460L	\$1149

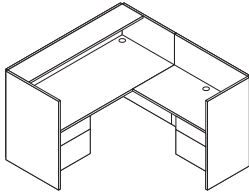
Right-Hand

19 ¹ / ₁₆ "	35 ⁷ / ₁₆ "	29 ¹ / ₂ "	TS5AER2036R	\$ 809
19 ¹ / ₁₆ "	41 ⁵ / ₁₆ "	29 ¹ / ₂ "	TS5AER2042R	\$ 878
19 ¹ / ₁₆ "	47 ¹ / ₄ "	29 ¹ / ₂ "	TS5AER2048R	\$ 950
19 ¹ / ₁₆ "	53 ¹ / ₈ "	29 ¹ / ₂ "	TS5AER2054R	\$1055
19 ¹ / ₁₆ "	53 ¹ / ₈ "	29 ¹ / ₂ "	TS5AER2060R	\$1123
23 ⁵ / ₈ "	35 ⁷ / ₁₆ "	29 ¹ / ₂ "	TS5AER2436R	\$ 872
23 ⁵ / ₈ "	41 ⁵ / ₁₆ "	29 ¹ / ₂ "	TS5AER2442R	\$ 942
23 ⁵ / ₈ "	47 ¹ / ₄ "	29 ¹ / ₂ "	TS5AER2448R	\$1012
23 ⁵ / ₈ "	53 ¹ / ₈ "	29 ¹ / ₂ "	TS5AER2454R	\$1081
23 ⁵ / ₈ "	59 ¹ / ₁₆ "	29 ¹ / ₂ "	TS5AER2460R	\$1149



 **For Canadian Pricing**
Multiply U.S. Price by the
Canadian price factor.
► See page 1 for details.

Reception Desks and Returns



Tip: Above art is shown with TS5ARECDL and TS5ARECRR.

Tip: Locks are located on the inside panel of the pedestal. Adding an additional under-worksurface component will prevent the pedestal from locking.

Tip: Field-installed, key-specific lock cylinders must be ordered separately.
► Page 588

Tip: Leveling glides are adjustable up to 3/4"H.

Tip: Plywood striping does not match laminate finishes. Plywood striping is offered in three finishes, and are compliments to some of the laminates.

Tip: The top drawer of the box/box/file pedestal does not lock.

Tip: Specify reception gallery tackboards TS5ARTB66 for use with 64¹⁵/₁₆"W desks and TS5ARTB72 for use with 70⁷/₈"W desks.



For Canadian Pricing
Multiply U.S. Price by the Canadian price factor.
► See page 1 for details.

	Standard Includes	Required to Specify
► Need help? Product details, page 96	<ul style="list-style-type: none"> Reception desk and return with full-height back panel: worksurface laminate and vertical surfaces laminate 1"-thick worksurface edges with square edge profile on Classic Payback: high-impact plastic to match worksurface 1½"-thick worksurface edges with ribbed edge profile on Executive Payback: high-impact plastic to match worksurface Grommet centered in back edge of return worksurface and two grommets at each back corner of desk worksurface: black plastic only Integral pull on Classic Payback drawers: 6000 Black plastic Waterfall pull on Executive Payback drawers: 7207 Black One pencil tray in box drawer: black plastic only File drawers to accommodate front-to-back filing of letter-size hanging file folders or side-to-side filing of legal-size hanging file folders Lock on pedestal, keyed randomly, FR series Adjustable leveling glides Returns include two attachment brackets Shipped fully assembled 	<ol style="list-style-type: none"> Style number Laminate color number for worksurface Vertical laminate color number for desk or return Finish color number for lock Options, if selected (see below) <p>► See <i>Surface Materials</i>, page 570.</p>

	Options	U.S. Price	Required to Specify
Worksurface Edge Band Detail	<ul style="list-style-type: none"> Light plywood striping detail, square edge profile Medium plywood striping detail, square edge profile Dark plywood striping detail, square edge profile Flat square edge profile on Executive Payback only 	No cost No cost No cost No cost	Specify with light plywood striping. Specify with medium plywood striping. Specify with dark plywood striping. Specify with flat square edge profile.
Pedestals	<ul style="list-style-type: none"> One file/file pedestal One box/box/file pedestal One storage slot/box/file pedestal 	+\$173 +\$173 +\$173	Specify with one file/file pedestal. Specify with one box/box/file pedestal. Specify with one storage slot/box/file pedestal.
Pulls	<ul style="list-style-type: none"> Integral pulls on Classic Payback only: 6699 Platinum Waterfall pulls on Executive Payback only: 4799 Platinum Payback handle pulls: 0835 Black Payback handle pulls: 4799 Platinum Ledge pulls: 7207 Black Ledge pulls: 4799 Platinum 	No cost +\$ 6 No cost +\$ 6 +\$ 29 +\$ 35	Specify with 6699 Platinum integral pulls. Specify with 4799 Platinum waterfall pulls. Specify with 0835 Black Payback handle pulls. Specify with 4799 Platinum Payback handle pulls. Specify with 7207 Black ledge pulls. Specify with 4799 Platinum ledge pulls.
Transaction Top	<ul style="list-style-type: none"> Bow-front transaction top 	+\$104	Specify with bow-front transaction top.
Lock	<ul style="list-style-type: none"> Polished chrome Ember chrome 	No cost No cost	Specify with 9201 Polished Chrome lock. Specify with 9250 Ember Chrome lock.
Related Products	<ul style="list-style-type: none"> Reception gallery tackboards 		► Page 131

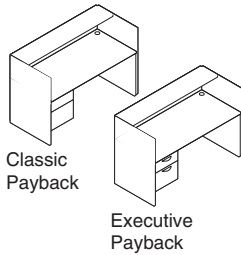
Specification Information

Dimensions			Style Number	U.S. Base Price
D	W	H		

Classic Payback

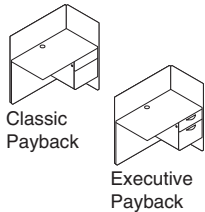
Left-Hand Reception Desk

29½"	64½ ¹⁵ / ₁₆ "	43 ³ / ₁₆ "	TS5ARECD66L	\$1570
29½"	70 ⁷ / ₈ "	43 ³ / ₁₆ "	TS5ARECDL	\$1641



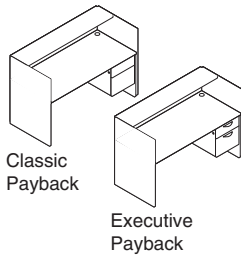
Right-Hand Reception Return

23 ⁵ / ₈ "	41 ⁵ / ₁₆ "	43 ³ / ₁₆ "	TS5ARECRR	\$1107
23 ⁵ / ₈ "	47¼"	43 ³ / ₁₆ "	TS5ARR48R	\$1178



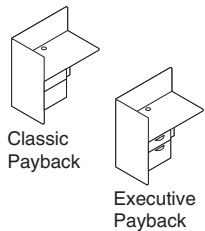
Right-Hand Reception Desk

29½"	64½ ¹⁵ / ₁₆ "	43 ³ / ₁₆ "	TS5ARECD66R	\$1570
29½"	70 ⁷ / ₈ "	43 ³ / ₁₆ "	TS5ARECDR	\$1641



Left-Hand Reception Return

23 ⁵ / ₈ "	41 ⁵ / ₁₆ "	43 ³ / ₁₆ "	TS5ARECRL	\$1107
23 ⁵ / ₈ "	47¼"	43 ³ / ₁₆ "	TS5ARR48L	\$1178



Executive Payback

Left-Hand Reception Desk

29½"	64½ ¹⁵ / ₁₆ "	43 ⁵ / ₈ "	TS5AERD66L	\$1757
29½"	70 ⁷ / ₈ "	43 ⁵ / ₈ "	TS5AERD72L	\$1826

Right-Hand Reception Return

23 ⁵ / ₈ "	41 ⁵ / ₁₆ "	43 ⁵ / ₈ "	TS5AERR42R	\$1292
23 ⁵ / ₈ "	47¼"	43 ⁵ / ₈ "	TS5AERR48R	\$1358

Right-Hand Reception Desk

29½"	64½ ¹⁵ / ₁₆ "	43 ⁵ / ₈ "	TS5AERD66R	\$1757
29½"	70 ⁷ / ₈ "	43 ⁵ / ₈ "	TS5AERD72R	\$1826

Left-Hand Reception Return

23 ⁵ / ₈ "	41 ⁵ / ₁₆ "	43 ⁵ / ₈ "	TS5AERR42L	\$1292
23 ⁵ / ₈ "	47¼"	43 ⁵ / ₈ "	TS5AERR48L	\$1358

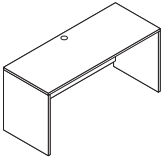


For Canadian Pricing

Multiply U.S. Price by the
Canadian price factor.

► See page 1 for details.

Rectangular Desk Shells



Tip: End panels are non-handed and can be switched on site.

Tip: Grain direction of back panel runs horizontally. Grain direction of end panels runs vertically.

Tip: Leveling glides are adjustable up to 3/4"H.

Tip: Plywood striping does not match laminate finishes. Plywood striping is offered in three finishes that complement some of the laminates.

Tip: Full end panels are required for any stand-alone desk shell. When one or more clear-access end panels are used, the desk shell must be attached to an adjoining worksurface(s).

Tip: When specifying a flip-up power unit, grommet will be omitted.

Standard Includes		Required to Specify	
▶ Need help? Product details, page 96	• Desk with full-height back panel: worksurface laminate and vertical surfaces laminate	1 Style number	
	• 1"-thick worksurface edges with square edge profile on Classic Payback: high-impact plastic to match worksurface	2 Laminate color number for worksurface	
	• 1 1/2"-thick worksurface edges with ribbed edge profile on Executive Payback: high-impact plastic to match worksurface	3 Vertical laminate color number for shell	
	• Two full end panels	4 Options, if selected (see below)	
	• Clear-access panel on desk shells 76 3/4"W and wider	▶ See <i>Surface Materials</i> , page 570.	
	• One grommet centered in the back: black plastic only		
	• Adjustable leveling glides		
	• Includes two attachment brackets when specified with at least one clear-access end panel		
	• Shipped ready to assemble		

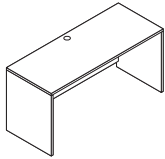
	Options	U.S. Price	Required to Specify
Worksurface Edge Band Detail	• Light plywood striping detail, square edge profile	No cost	Specify with <i>light plywood striping</i> .
	• Medium plywood striping detail, square edge profile	No cost	Specify with <i>medium plywood striping</i> .
	• Dark plywood striping detail, square edge profile	No cost	Specify with <i>dark plywood striping</i> .
	• Flat square edge profile on Executive Payback only	No cost	Specify with <i>flat square edge profile</i> .
Back Panel	• 1/2"-height back panel (14"H)	No cost	Specify with <i>1/2"-height back panel</i> .
	• 3/4"-height back panel (20"H)	No cost	Specify with <i>3/4"-height back panel</i> .
End Panels	• One full end panel and one clear-access end panel	No cost	Specify with <i>one full end panel and one clear-access end panel</i> .
	• Two clear-access end panels	No cost	Specify with <i>two clear-access end panels</i> .
Cable Management	• Omit grommet	No cost	Specify with <i>no grommet</i> .
	• Flip-up power unit	+\$326	Left: Specify with <i>VPFL</i> and color number, Center: Specify with <i>VPFC</i> and color number, Right: Specify with <i>VPFR</i> and color number.
Back Panel Pass-Through	• Back panel pass-through grommet	+\$ 38	Specify with <i>back panel pass-through grommet</i> .
Related Products	• Center drawer		▶ Page 214



For Canadian Pricing

Multiply U.S. Price by the Canadian price factor.

▶ See page 1 for details.



Tip: 76 $\frac{3}{4}$ "W and wider desk shells are standard with a clear-access panel for support, to be positioned below grommet in work surface. Clear-access panel has cutout for cable management.

Tip: 35 $\frac{7}{16}$ "D rectangular desk shells do not have an overhang.



For Canadian Pricing
Multiply U.S. Price by the Canadian price factor.
► See page 1 for details.

Specification Information

Dimensions			Style	U.S.
D	W	H	Number	Base Price

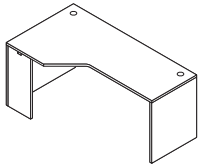
Classic Payback

19 $\frac{1}{16}$ "	29 $\frac{1}{2}$ "	29"	TS5ARS2030	\$ 411
19 $\frac{1}{16}$ "	35 $\frac{7}{16}$ "	29"	TS5ARS2036	\$ 438
19 $\frac{1}{16}$ "	41 $\frac{5}{16}$ "	29"	TS5ARS2042	\$ 465
19 $\frac{1}{16}$ "	47 $\frac{1}{4}$ "	29"	TS5ARS2048	\$ 492
19 $\frac{1}{16}$ "	53 $\frac{1}{8}$ "	29"	TS5ARS2054	\$ 522
19 $\frac{1}{16}$ "	59 $\frac{1}{16}$ "	29"	TS5ARS2060	\$ 548
19 $\frac{1}{16}$ "	64 $\frac{15}{16}$ "	29"	TS5ARS2066	\$ 577
19 $\frac{1}{16}$ "	70 $\frac{7}{8}$ "	29"	TS5ARS2072	\$ 603
19 $\frac{1}{16}$ "	76 $\frac{3}{4}$ "	29"	TS5ARS2078	\$ 647
19 $\frac{1}{16}$ "	82 $\frac{3}{4}$ "	29"	TS5ARS2084	\$ 785
19 $\frac{1}{16}$ "	94 $\frac{1}{2}$ "	29"	TS5ARS2096	\$ 924
23 $\frac{5}{8}$ "	29 $\frac{1}{2}$ "	29"	TS5ARS2430	\$ 444
23 $\frac{5}{8}$ "	35 $\frac{7}{16}$ "	29"	TS5ARS2436	\$ 472
23 $\frac{5}{8}$ "	41 $\frac{5}{16}$ "	29"	TS5ARS2442	\$ 500
23 $\frac{5}{8}$ "	47 $\frac{1}{4}$ "	29"	TS5ARS2448	\$ 528
23 $\frac{5}{8}$ "	53 $\frac{1}{8}$ "	29"	TS5ARS2454	\$ 555
23 $\frac{5}{8}$ "	59 $\frac{1}{16}$ "	29"	TS5ARS2460	\$ 583
23 $\frac{5}{8}$ "	64 $\frac{15}{16}$ "	29"	TS5ARS2466	\$ 611
23 $\frac{5}{8}$ "	70 $\frac{7}{8}$ "	29"	TS5ARS2472	\$ 640
23 $\frac{5}{8}$ "	76 $\frac{3}{4}$ "	29"	TS5ARS2478	\$ 714
23 $\frac{5}{8}$ "	82 $\frac{3}{4}$ "	29"	TS5ARS2484	\$ 855
23 $\frac{5}{8}$ "	94 $\frac{1}{2}$ "	29"	TS5ARS2496	\$ 994
29 $\frac{1}{2}$ "	29 $\frac{1}{2}$ "	29"	TS5ARS3030	\$ 487
29 $\frac{1}{2}$ "	35 $\frac{7}{16}$ "	29"	TS5ARS3036	\$ 514
29 $\frac{1}{2}$ "	41 $\frac{5}{16}$ "	29"	TS5ARS3042	\$ 542
29 $\frac{1}{2}$ "	47 $\frac{1}{4}$ "	29"	TS5ARS3048	\$ 570
29 $\frac{1}{2}$ "	53 $\frac{1}{8}$ "	29"	TS5ARS3054	\$ 597
29 $\frac{1}{2}$ "	59 $\frac{1}{16}$ "	29"	TS5ARS3060	\$ 626
29 $\frac{1}{2}$ "	64 $\frac{15}{16}$ "	29"	TS5ARS3066	\$ 653
29 $\frac{1}{2}$ "	70 $\frac{7}{8}$ "	29"	TS5ARS3072	\$ 681
29 $\frac{1}{2}$ "	76 $\frac{3}{4}$ "	29"	TS5ARS3078	\$ 798
29 $\frac{1}{2}$ "	82 $\frac{3}{4}$ "	29"	TS5ARS3084	\$ 939
29 $\frac{1}{2}$ "	94 $\frac{1}{2}$ "	29"	TS5ARS3096	\$1078
35 $\frac{7}{16}$ "	70 $\frac{7}{8}$ "	29"	TS5ARS3672	\$ 850

Executive Payback

19 $\frac{1}{16}$ "	29 $\frac{1}{2}$ "	29 $\frac{1}{2}$ "	TS5AERS2030	\$ 555
19 $\frac{1}{16}$ "	35 $\frac{7}{16}$ "	29 $\frac{1}{2}$ "	TS5AERS2036	\$ 583
19 $\frac{1}{16}$ "	41 $\frac{5}{16}$ "	29 $\frac{1}{2}$ "	TS5AERS2042	\$ 611
19 $\frac{1}{16}$ "	47 $\frac{1}{4}$ "	29 $\frac{1}{2}$ "	TS5AERS2048	\$ 640
19 $\frac{1}{16}$ "	53 $\frac{1}{8}$ "	29 $\frac{1}{2}$ "	TS5AERS2054	\$ 666
19 $\frac{1}{16}$ "	59 $\frac{1}{16}$ "	29 $\frac{1}{2}$ "	TS5AERS2060	\$ 695
19 $\frac{1}{16}$ "	64 $\frac{15}{16}$ "	29 $\frac{1}{2}$ "	TS5AERS2066	\$ 724
19 $\frac{1}{16}$ "	70 $\frac{7}{8}$ "	29 $\frac{1}{2}$ "	TS5AERS2072	\$ 750
19 $\frac{1}{16}$ "	76 $\frac{3}{4}$ "	29 $\frac{1}{2}$ "	TS5AERS2078	\$ 862
19 $\frac{1}{16}$ "	82 $\frac{3}{4}$ "	29 $\frac{1}{2}$ "	TS5AERS2084	\$ 930
19 $\frac{1}{16}$ "	94 $\frac{1}{2}$ "	29 $\frac{1}{2}$ "	TS5AERS2096	\$1070
23 $\frac{5}{8}$ "	29 $\frac{1}{2}$ "	29 $\frac{1}{2}$ "	TS5AERS2430	\$ 590
23 $\frac{5}{8}$ "	35 $\frac{7}{16}$ "	29 $\frac{1}{2}$ "	TS5AERS2436	\$ 619
23 $\frac{5}{8}$ "	41 $\frac{5}{16}$ "	29 $\frac{1}{2}$ "	TS5AERS2442	\$ 647
23 $\frac{5}{8}$ "	47 $\frac{1}{4}$ "	29 $\frac{1}{2}$ "	TS5AERS2448	\$ 672
23 $\frac{5}{8}$ "	53 $\frac{1}{8}$ "	29 $\frac{1}{2}$ "	TS5AERS2454	\$ 702
23 $\frac{5}{8}$ "	59 $\frac{1}{16}$ "	29 $\frac{1}{2}$ "	TS5AERS2460	\$ 729
23 $\frac{5}{8}$ "	64 $\frac{15}{16}$ "	29 $\frac{1}{2}$ "	TS5AERS2466	\$ 757
23 $\frac{5}{8}$ "	70 $\frac{7}{8}$ "	29 $\frac{1}{2}$ "	TS5AERS2472	\$ 785
23 $\frac{5}{8}$ "	76 $\frac{3}{4}$ "	29 $\frac{1}{2}$ "	TS5AERS2478	\$ 930
23 $\frac{5}{8}$ "	82 $\frac{3}{4}$ "	29 $\frac{1}{2}$ "	TS5AERS2484	\$1000
23 $\frac{5}{8}$ "	94 $\frac{1}{2}$ "	29 $\frac{1}{2}$ "	TS5AERS2496	\$1139
29 $\frac{1}{2}$ "	29 $\frac{1}{2}$ "	29 $\frac{1}{2}$ "	TS5AERS3030	\$ 633
29 $\frac{1}{2}$ "	35 $\frac{7}{16}$ "	29 $\frac{1}{2}$ "	TS5AERS3036	\$ 660
29 $\frac{1}{2}$ "	41 $\frac{5}{16}$ "	29 $\frac{1}{2}$ "	TS5AERS3042	\$ 689
29 $\frac{1}{2}$ "	47 $\frac{1}{4}$ "	29 $\frac{1}{2}$ "	TS5AERS3048	\$ 714
29 $\frac{1}{2}$ "	53 $\frac{1}{8}$ "	29 $\frac{1}{2}$ "	TS5AERS3054	\$ 744
29 $\frac{1}{2}$ "	59 $\frac{1}{16}$ "	29 $\frac{1}{2}$ "	TS5AERS3060	\$ 771
29 $\frac{1}{2}$ "	64 $\frac{15}{16}$ "	29 $\frac{1}{2}$ "	TS5AERS3066	\$ 798
29 $\frac{1}{2}$ "	70 $\frac{7}{8}$ "	29 $\frac{1}{2}$ "	TS5AERS3072	\$ 828
29 $\frac{1}{2}$ "	76 $\frac{3}{4}$ "	29 $\frac{1}{2}$ "	TS5AERS3078	\$1014
29 $\frac{1}{2}$ "	82 $\frac{3}{4}$ "	29 $\frac{1}{2}$ "	TS5AERS3084	\$1083
29 $\frac{1}{2}$ "	94 $\frac{1}{2}$ "	29 $\frac{1}{2}$ "	TS5AERS3096	\$1223
35 $\frac{7}{16}$ "	70 $\frac{7}{8}$ "	29 $\frac{1}{2}$ "	TS5AERS3672	\$ 994

Extended Corner Desk Shells



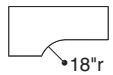
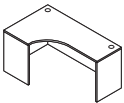
Tip: Grain direction of back panels runs horizontally. Grain direction of end panels runs vertically.

Tip: Leveling glides are adjustable up to 3/4"H.

Tip: Corner leg is standard on desk shells without bow front. Leg is not available on shells with bow fronts.

Tip: Plywood striping does not match laminate finishes. Plywood striping is offered in three finishes that complement some of the laminates.

Curvilinear-front option



Tip: When two clear-access end panels are used, the shell unit must be attached to adjoining worksurfaces.

Tip: When specifying a flip-up power unit, grommet(s) will be omitted.

Standard Includes

► Need help? Product details, page 96

- Desk with full-height back panel and straight front: worksurface laminate and vertical surfaces laminate
- 1"-thick worksurface edges with square edge profile on Classic Payback: high-impact plastic to match worksurface
- 1½"-thick worksurface edges with ribbed edge profile on Executive Payback: high-impact plastic to match worksurface
- One full end panel and one clear-access panel on desk shells without bow front, one full end panel on desk shells with bow front
- Corner leg on desk shells without bow front: paint price group 1
- Two grommets in back corners of worksurfaces without bow front, one grommet in worksurfaces with bow front: black plastic only
- Adjustable leveling glides
- Shipped ready to assemble

Required to Specify

- 1 Style number
 - 2 Laminate color number for worksurface
 - 3 Vertical laminate color number for shell
 - 4 Paint color number for corner leg
 - 5 Options, if selected (see below)
- See *Surface Materials*, page 570.

	Options	U.S. Price	Required to Specify
Surface Materials	Corner leg on desks without bow front		
	• Paint price group 1	No cost	Specify paint color number.
	• Paint price group 2	+\$ 16	Specify paint color number.
Worksurface Edge Band Detail	• Light plywood striping detail, square edge profile	No cost	Specify with light plywood striping.
	• Medium plywood striping detail, square edge profile	No cost	Specify with medium plywood striping.
	• Dark plywood striping detail, square edge profile	No cost	Specify with dark plywood striping.
	• Flat square edge profile on Executive Payback only	No cost	Specify with flat square edge profile.
Worksurface Front	• Curvilinear front	No cost	Specify with curvilinear front.
Back Panel	• ¾-height back panel (20"H)	No cost	Specify with ¾-height back panel.
	Desks with bow front		
	• ½-height back panel (14"H)	No cost	Specify with ½-height back panel.
End Panels	Desks without bow front		
	• Two clear-access end panels	No cost	Specify with two clear-access end panels.
	• Two full end panels	No cost	Specify with two full end panels.
Cable Management	• Omit grommet	No cost	Specify with no grommet.
	• Flip-up power unit	+\$326	Left: Specify with VPFL and color number, Center: Specify with VPFC and color number, Right: Specify with VPFR and color number.
Related Products	• Retractable keyboard shelf		► Page 214



For Canadian Pricing

Multiply U.S. Price by the Canadian price factor.

► See page 1 for details.

Specification Information

Dimensions					Style Number	U.S. Base Price	H	Style Number	U.S. Base Price
A	B	C	D	H					

Classic Payback

Left-Hand

19 ¹¹ / ₁₆ "	19 ¹¹ / ₁₆ "	59 ¹ / ₁₆ "	35 ⁷ / ₁₆ "	29"	TS5ACE2060L	\$ 908
19 ¹¹ / ₁₆ "	19 ¹¹ / ₁₆ "	64 ¹⁵ / ₁₆ "	35 ⁷ / ₁₆ "	29"	TS5ACE2066L	\$ 942
19 ¹¹ / ₁₆ "	19 ¹¹ / ₁₆ "	70 ⁷ / ₈ "	35 ⁷ / ₁₆ "	29"	TS5ACE2072L	\$ 976
23 ⁵ / ₈ "	23 ⁵ / ₈ "	59 ¹ / ₁₆ "	35 ⁷ / ₁₆ "	29"	TS5ACE2460L	\$ 934
23 ⁵ / ₈ "	23 ⁵ / ₈ "	64 ¹⁵ / ₁₆ "	35 ⁷ / ₁₆ "	29"	TS5ACE2466L	\$ 970
23 ⁵ / ₈ "	23 ⁵ / ₈ "	70 ⁷ / ₈ "	35 ⁷ / ₁₆ "	29"	TS5ACE2472L	\$1005

Left-Hand with Bow Front

29 ¹ / ₂ "	19 ¹¹ / ₁₆ "	64 ¹⁵ / ₁₆ "	41 ⁵ / ₁₆ "	29"	TS5ACB2066L	\$1225
29 ¹ / ₂ "	19 ¹¹ / ₁₆ "	70 ⁷ / ₈ "	41 ⁵ / ₁₆ "	29"	TS5ACB2072L	\$1296
29 ¹ / ₂ "	19 ¹¹ / ₁₆ "	76 ³ / ₄ "	41 ⁵ / ₁₆ "	29"	TS5ACB2078L	\$1399
29 ¹ / ₂ "	23 ⁵ / ₈ "	64 ¹⁵ / ₁₆ "	41 ⁵ / ₁₆ "	29"	TS5ACB2466L	\$1296
29 ¹ / ₂ "	23 ⁵ / ₈ "	70 ⁷ / ₈ "	41 ⁵ / ₁₆ "	29"	TS5ACB2472L	\$1363
29 ¹ / ₂ "	23 ⁵ / ₈ "	76 ³ / ₄ "	41 ⁵ / ₁₆ "	29"	TS5ACB2478L	\$1504

Right-Hand

19 ¹¹ / ₁₆ "	19 ¹¹ / ₁₆ "	35 ⁷ / ₁₆ "	59 ¹ / ₁₆ "	29"	TS5ACE2060R	\$ 908
19 ¹¹ / ₁₆ "	19 ¹¹ / ₁₆ "	35 ⁷ / ₁₆ "	64 ¹⁵ / ₁₆ "	29"	TS5ACE2066R	\$ 942
19 ¹¹ / ₁₆ "	19 ¹¹ / ₁₆ "	35 ⁷ / ₁₆ "	70 ⁷ / ₈ "	29"	TS5ACE2072R	\$ 976
23 ⁵ / ₈ "	23 ⁵ / ₈ "	35 ⁷ / ₁₆ "	59 ¹ / ₁₆ "	29"	TS5ACE2460R	\$ 934
23 ⁵ / ₈ "	23 ⁵ / ₈ "	35 ⁷ / ₁₆ "	64 ¹⁵ / ₁₆ "	29"	TS5ACE2466R	\$ 970
23 ⁵ / ₈ "	23 ⁵ / ₈ "	35 ⁷ / ₁₆ "	70 ⁷ / ₈ "	29"	TS5ACE2472R	\$1005

Right-Hand with Bow Front

19 ¹¹ / ₁₆ "	29 ¹ / ₂ "	41 ⁵ / ₁₆ "	64 ¹⁵ / ₁₆ "	29"	TS5ACB2066R	\$1225
19 ¹¹ / ₁₆ "	29 ¹ / ₂ "	41 ⁵ / ₁₆ "	70 ⁷ / ₈ "	29"	TS5ACB2072R	\$1296
19 ¹¹ / ₁₆ "	29 ¹ / ₂ "	41 ⁵ / ₁₆ "	76 ³ / ₄ "	29"	TS5ACB2078R	\$1399
23 ⁵ / ₈ "	29 ¹ / ₂ "	41 ⁵ / ₁₆ "	64 ¹⁵ / ₁₆ "	29"	TS5ACB2466R	\$1296
23 ⁵ / ₈ "	29 ¹ / ₂ "	41 ⁵ / ₁₆ "	70 ⁷ / ₈ "	29"	TS5ACB2472R	\$1363
23 ⁵ / ₈ "	29 ¹ / ₂ "	41 ⁵ / ₁₆ "	76 ³ / ₄ "	29"	TS5ACB2478R	\$1504

Executive Payback

Left-Hand

29 ¹ / ₂ "	TS5AEE2060L	\$1054
29 ¹ / ₂ "	TS5AEE2066L	\$1089
29 ¹ / ₂ "	TS5AEE2072L	\$1122
29 ¹ / ₂ "	TS5AEE2460L	\$1081
29 ¹ / ₂ "	TS5AEE2466L	\$1115
29 ¹ / ₂ "	TS5AEE2472L	\$1149

Left-Hand with Bow Front

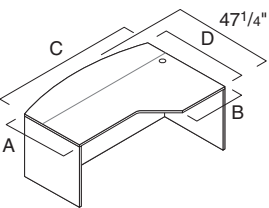
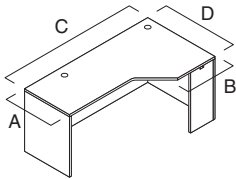
29 ¹ / ₂ "	TS5AEB2066L	\$1434
29 ¹ / ₂ "	TS5AEB2072L	\$1504
29 ¹ / ₂ "	TS5AEB2078L	\$1606
29 ¹ / ₂ "	TS5AEB2466L	\$1504
29 ¹ / ₂ "	TS5AEB2472L	\$1572
29 ¹ / ₂ "	TS5AEB2478L	\$1713

Right-Hand

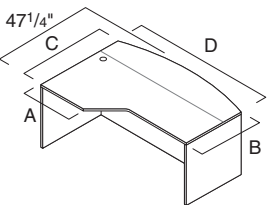
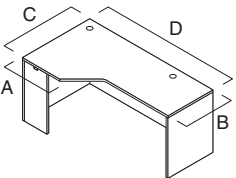
29 ¹ / ₂ "	TS5AEE2060R	\$1054
29 ¹ / ₂ "	TS5AEE2066R	\$1089
29 ¹ / ₂ "	TS5AEE2072R	\$1122
29 ¹ / ₂ "	TS5AEE2460R	\$1081
29 ¹ / ₂ "	TS5AEE2466R	\$1115
29 ¹ / ₂ "	TS5AEE2472R	\$1149

Right-Hand with Bow Front

29 ¹ / ₂ "	TS5AEB2066R	\$1434
29 ¹ / ₂ "	TS5AEB2072R	\$1504
29 ¹ / ₂ "	TS5AEB2078R	\$1606
29 ¹ / ₂ "	TS5AEB2466R	\$1504
29 ¹ / ₂ "	TS5AEB2472R	\$1572
29 ¹ / ₂ "	TS5AEB2478R	\$1713



Tip: Back panel is inset
13³/₄" from front edge of
bow front.



Tip: Back panel is inset
13³/₄" from front edge of
bow front.

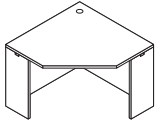


For Canadian Pricing

Multiply U.S. Price by the
Canadian price factor.

► See page 1 for details.

Corner Desk Shells

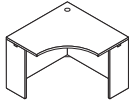


Tip: Grain direction of back panels runs horizontally. Grain direction of end panels runs vertically.

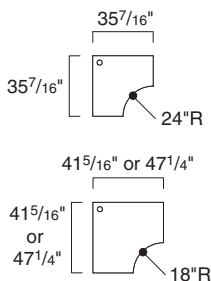
Tip: Leveling glides are adjustable up to 3/4"H.

Tip: Plywood striping does not match laminate finishes. Plywood striping is offered in three finishes that complement some of the laminates.

Curvilinear-front option



Tip: When specifying a flip-up power unit, grommet will be omitted.



	Standard Includes	Required to Specify
► Need help? Product details, page 97	<ul style="list-style-type: none"> • Corner worksurface with full-height back panel and straight front: worksurface laminate and vertical surfaces laminate • 1"-thick worksurface edges with square edge profile on Classic Payback: high-impact plastic to match worksurface • 1 1/2"-thick worksurface edges with ribbed edge profile on Executive Payback: high-impact plastic to match worksurface • Corner leg: paint price group 1 • Grommet centered in back corner of worksurface: black plastic only • Two clear-access panels • Adjustable leveling glides • Shipped ready to assemble 	<ol style="list-style-type: none"> 1 Style number 2 Laminate color number for worksurface 3 Vertical laminate color number for corner desk shell 4 Paint color number for corner leg 5 Options, if selected (see below) <p>► See <i>Surface Materials</i>, page 570.</p>

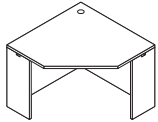
	Options	U.S. Price	Required to Specify
Surface Materials	Corner leg <ul style="list-style-type: none"> • Paint price group 1 • Paint price group 2 	No cost +\$ 16	Specify paint color number. Specify paint color number.
Worksurface Edge Band Detail	<ul style="list-style-type: none"> • Light plywood striping detail, square edge profile • Medium plywood striping detail, square edge profile • Dark plywood striping detail, square edge profile • Flat square edge profile on Executive Payback only 	No cost No cost No cost No cost	Specify <i>with light plywood striping</i> . Specify <i>with medium plywood striping</i> . Specify <i>with dark plywood striping</i> . Specify <i>with flat square edge profile</i> .
Worksurface Front	<ul style="list-style-type: none"> • Curvilinear front 	No cost	Specify <i>with curvilinear front</i> .
Back Panel	<ul style="list-style-type: none"> • 3/4-height back panel (20"H) 	No cost	Specify <i>with 3/4-height back panel</i> .
Cable Management	<ul style="list-style-type: none"> • Omit grommet • Flip-up power unit 	No cost +\$326	Specify <i>with no grommet</i> . Center: Specify <i>with VPFC</i> and color number.
Related Products	<ul style="list-style-type: none"> • Rectangular desk shells • Notched desk shells • Retractable keyboard shelf 		<p>► Page 120</p> <p>► Page 126</p> <p>► Page 214</p>



For Canadian Pricing

Multiply U.S. Price by the Canadian price factor.

► See page 1 for details.



Specification Information

Dimensions			Style Number	U.S. Base Price
D	W	H		

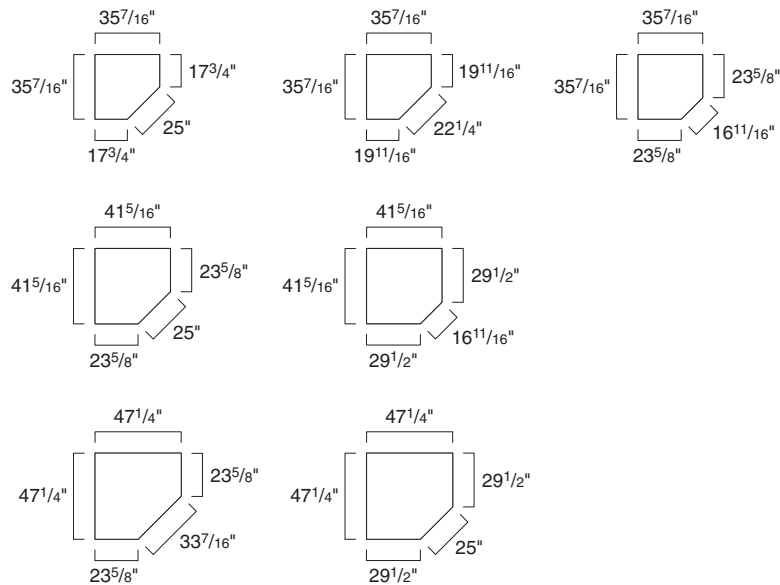
Classic Payback

17 ³ / ₄ "	35 ⁷ / ₁₆ "	29"	TS5AS1836	\$661
19 ¹¹ / ₁₆ "	35 ⁷ / ₁₆ "	29"	TS5AS2036	\$690
23 ⁵ / ₈ "	35 ⁷ / ₁₆ "	29"	TS5AS2436	\$715
23 ⁵ / ₈ "	41 ⁵ / ₁₆ "	29"	TS5AS2442	\$747
23 ⁵ / ₈ "	47 ¹ / ₄ "	29"	TS5AS2448	\$772
29 ¹ / ₂ "	41 ⁵ / ₁₆ "	29"	TS5AS3042	\$800
29 ¹ / ₂ "	47 ¹ / ₄ "	29"	TS5AS3048	\$856

Executive Payback

17 ³ / ₄ "	35 ⁷ / ₁₆ "	29 ¹ / ₂ "	TS5AECR1836	\$ 808
19 ¹¹ / ₁₆ "	35 ⁷ / ₁₆ "	29 ¹ / ₂ "	TS5AECR2036	\$ 836
23 ⁵ / ₈ "	35 ⁷ / ₁₆ "	29 ¹ / ₂ "	TS5AECR2436	\$ 864
23 ⁵ / ₈ "	41 ⁵ / ₁₆ "	29 ¹ / ₂ "	TS5AECR2442	\$ 891
23 ⁵ / ₈ "	47 ¹ / ₄ "	29 ¹ / ₂ "	TS5AECR2448	\$ 918
29 ¹ / ₂ "	41 ⁵ / ₁₆ "	29 ¹ / ₂ "	TS5AECR3042	\$ 948
29 ¹ / ₂ "	47 ¹ / ₄ "	29 ¹ / ₂ "	TS5AECR3048	\$1001

Classic and Executive Payback

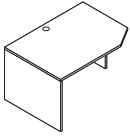


For Canadian Pricing

Multiply U.S. Price by the Canadian price factor.

► See page 1 for details.

Notched Desk Shells



Straight, notch right

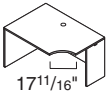
Tip: Grain direction of back panel runs horizontally. Grain direction of end panels runs vertically.

Tip: When a clear-access end panel is used, the shell must be attached to an adjoining worksurface.

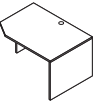
Tip: Leveling glides are adjustable up to 3/4"H.

Tip: Plywood striping does not match laminate finishes. Plywood striping is offered in three finishes that complement some of the laminates.

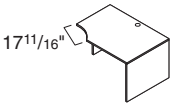
Notch Options



Curvilinear, notch right



Straight, notch left



Curvilinear, notch left

Tip: If the curvilinear, notch right or left option is specified, the notch is 17 11/16\"

Tip: The width of a pedestal will not fit fully under a 30\"

► Need help?
Product details,
page 97

Standard Includes

- Desk with full-height back panel and corner keyboard straight, notch on right: worksurface laminate and vertical surfaces laminate
- 1"-thick worksurface edges with square edge profile on Classic Payback: high-impact plastic to match worksurface
- 1 1/2"-thick worksurface edges with ribbed edge profile on Executive Payback: high-impact plastic to match worksurface
- One full end panel and one clear-access panel
- One grommet centered in the back: black plastic only
- Adjustable leveling glides
- Includes two attachment brackets
- Shipped ready to assemble

Required to Specify

- 1 Style number
 - 2 Laminate color number for worksurface
 - 3 Vertical laminate color for shell
 - 4 Options, if selected (see below)
- See *Surface Materials*, page 570.

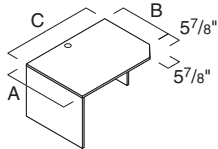
	Options	U.S. Price	Required to Specify
Worksurface Edge Band Detail	<ul style="list-style-type: none"> • Light plywood striping detail, square edge profile • Medium plywood striping detail, square edge profile • Dark plywood striping detail, square edge profile • Flat square edge profile on Executive Payback only 	No cost No cost No cost No cost	Specify with <i>light plywood striping</i> . Specify with <i>medium plywood striping</i> . Specify with <i>dark plywood striping</i> . Specify with <i>flat square edge profile</i> .
Notch	<ul style="list-style-type: none"> • Corner keyboard curvilinear, notch on right • Corner keyboard straight, notch on left • Corner keyboard curvilinear, notch on left 	No cost No cost No cost	Specify with <i>curvilinear, notch right</i> . Specify with <i>straight, notch left</i> . Specify with <i>curvilinear, notch left</i> .
Back Panel	<ul style="list-style-type: none"> • 1/2-height back panel (14"H) • 3/4-height back panel (20"H) 	No cost No cost	Specify with <i>1/2-height back panel</i> . Specify with <i>3/4-height back panel</i> .
Clear-Access End Panels	<ul style="list-style-type: none"> • Two clear-access end panels 	No cost	Specify with <i>two clear-access end panels</i> .
Grommet	<ul style="list-style-type: none"> • Omit grommet 	No cost	Specify with <i>no grommet</i> .
Related Products	<ul style="list-style-type: none"> • Corner desk shells 		► Page 124



For Canadian Pricing

Multiply U.S. Price by the Canadian price factor.

► See page 1 for details.



Tip: Straight with notch on right shown here. Specify with straight or curvilinear, and left or right notch as desired.

Specification Information

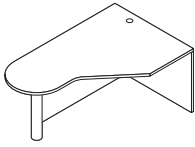
Dimensions A	B	C	H	Style Number	U.S. Price	H	Style Number	U.S. Price
Classic Payback						Executive Payback		
23 ⁵ / ₈ "	17 ³ / ₄ "	29 ¹ / ₂ "	29"	TS5ARN2430	\$ 472	29 ¹ / ₂ "	TS5AEN2430	\$ 619
23 ⁵ / ₈ "	17 ³ / ₄ "	35 ⁷ / ₁₆ "	29"	TS5ARN2436	\$ 500	29 ¹ / ₂ "	TS5AEN2436	\$ 647
23 ⁵ / ₈ "	17 ³ / ₄ "	41 ⁵ / ₁₆ "	29"	TS5ARN2442	\$ 528	29 ¹ / ₂ "	TS5AEN2442	\$ 672
23 ⁵ / ₈ "	17 ³ / ₄ "	47 ¹ / ₄ "	29"	TS5ARN2448	\$ 555	29 ¹ / ₂ "	TS5AEN2448	\$ 702
23 ⁵ / ₈ "	17 ³ / ₄ "	53 ¹ / ₈ "	29"	TS5ARN2454	\$ 583	29 ¹ / ₂ "	TS5AEN2454	\$ 729
23 ⁵ / ₈ "	17 ³ / ₄ "	59 ¹ / ₁₆ "	29"	TS5ARN2460	\$ 611	29 ¹ / ₂ "	TS5AEN2460	\$ 757
23 ⁵ / ₈ "	17 ³ / ₄ "	64 ¹⁵ / ₁₆ "	29"	TS5ARN2466	\$ 640	29 ¹ / ₂ "	TS5AEN2466	\$ 785
23 ⁵ / ₈ "	17 ³ / ₄ "	70 ⁷ / ₈ "	29"	TS5ARN2472	\$ 666	29 ¹ / ₂ "	TS5AEN2472	\$ 812
23 ⁵ / ₈ "	17 ³ / ₄ "	76 ³ / ₄ "	29"	TS5ARN2478	\$ 757	29 ¹ / ₂ "	TS5AEN2478	\$ 974
23 ⁵ / ₈ "	17 ³ / ₄ "	82 ³ / ₄ "	29"	TS5ARN2484	\$ 924	29 ¹ / ₂ "	TS5AEN2484	\$1070
23 ⁵ / ₈ "	17 ³ / ₄ "	94 ¹ / ₂ "	29"	TS5ARN2496	\$1063	29 ¹ / ₂ "	TS5AEN2496	\$1210
29 ¹ / ₂ "	23 ⁵ / ₈ "	29 ¹ / ₂ "	29"	TS5ARN3030	\$ 514	29 ¹ / ₂ "	TS5AEN3030	\$ 660
29 ¹ / ₂ "	23 ⁵ / ₈ "	35 ⁷ / ₁₆ "	29"	TS5ARN3036	\$ 542	29 ¹ / ₂ "	TS5AEN3036	\$ 689
29 ¹ / ₂ "	23 ⁵ / ₈ "	41 ⁵ / ₁₆ "	29"	TS5ARN3042	\$ 570	29 ¹ / ₂ "	TS5AEN3042	\$ 714
29 ¹ / ₂ "	23 ⁵ / ₈ "	47 ¹ / ₄ "	29"	TS5ARN3048	\$ 597	29 ¹ / ₂ "	TS5AEN3048	\$ 744
29 ¹ / ₂ "	23 ⁵ / ₈ "	53 ¹ / ₈ "	29"	TS5ARN3054	\$ 626	29 ¹ / ₂ "	TS5AEN3054	\$ 771
29 ¹ / ₂ "	23 ⁵ / ₈ "	59 ¹ / ₁₆ "	29"	TS5ARN3060	\$ 653	29 ¹ / ₂ "	TS5AEN3060	\$ 798
29 ¹ / ₂ "	23 ⁵ / ₈ "	64 ¹⁵ / ₁₆ "	29"	TS5ARN3066	\$ 681	29 ¹ / ₂ "	TS5AEN3066	\$ 828
29 ¹ / ₂ "	23 ⁵ / ₈ "	70 ⁷ / ₈ "	29"	TS5ARN3072	\$ 708	29 ¹ / ₂ "	TS5AEN3072	\$ 855
29 ¹ / ₂ "	23 ⁵ / ₈ "	76 ³ / ₄ "	29"	TS5ARN3078	\$ 841	29 ¹ / ₂ "	TS5AEN3078	\$1057
29 ¹ / ₂ "	23 ⁵ / ₈ "	82 ³ / ₄ "	29"	TS5ARN3084	\$1008	29 ¹ / ₂ "	TS5AEN3084	\$1153
29 ¹ / ₂ "	23 ⁵ / ₈ "	94 ¹ / ₂ "	29"	TS5ARN3096	\$1146	29 ¹ / ₂ "	TS5AEN3096	\$1294

**For Canadian Pricing**

Multiply U.S. Price by the Canadian price factor.

► See page 1 for details.

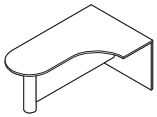
Jetty Desk Shells



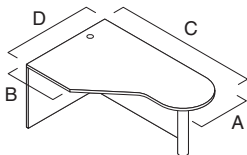
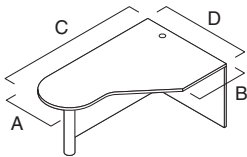
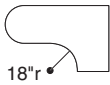
Tip: Leveling glides are adjustable up to 3/4"H.

Tip: Plywood striping does not match laminate finishes. Plywood striping is offered in three finishes that complement some of the laminates.

Curvilinear-front option



Tip: When specifying a flip-up power unit, grommet will be omitted.



 **For Canadian Pricing**
Multiply U.S. Price by the Canadian price factor.
► See page 1 for details.

Standard Includes

► Need help?
Product details,
page 97

- Jetty top with full-height end panel and 1/2-height modesty panel and straight front: worksurface laminate and vertical surfaces laminate
- 1"-thick worksurface edges with square edge profile on Classic Payback: high-impact plastic to match worksurface
- 1 1/2"-thick worksurface edges with ribbed edge profile on Executive Payback: high-impact plastic to match worksurface
- Post leg (6" diameter): paint price group 1
- Grommet: black plastic only
- Adjustable leveling glides
- Shipped ready to assemble

Required to Specify

- 1 Style number
 - 2 Laminate color number for worksurface
 - 3 Vertical laminate color number for shell
 - 4 Paint color number for post leg
 - 5 Options, if selected (see below)
- See *Surface Materials*, page 570.

Options		U.S. Price	Required to Specify
Surface Materials	Post leg		
	• Paint price group 1 • Paint price group 2	No cost +\$ 16	Specify paint color number. Specify paint color number.
Worksurface Edge Band Detail	• Light plywood striping detail, square edge profile	No cost	Specify with light plywood striping.
	• Medium plywood striping detail, square edge profile	No cost	Specify with medium plywood striping.
	• Dark plywood striping detail, square edge profile	No cost	Specify with dark plywood striping.
	• Flat square edge profile on Executive Payback only	No cost	Specify with flat square edge profile.
Worksurface Front	• Curvilinear front	No cost	Specify with curvilinear front.
Cable Management	• Omit grommet • Flip-up power unit	No cost +\$326	Specify with no grommet. Center: Specify with VPFC and color number.

Specification Information

Dimensions					Style Number	U.S. Base Price	H	Style Number	U.S. Base Price
A	B	C	D	H					

Classic Payback

Left-Hand

23 5/8"	23 5/8"	64 15/16"	41 3/8"	29"	TS5AJC2466L	\$1296
23 5/8"	23 5/8"	70 7/8"	41 3/8"	29"	TS5AJC2472L	\$1363
23 5/8"	23 5/8"	76 3/4"	41 3/8"	29"	TS5AJC2478L	\$1504

Right-Hand

23 5/8"	23 5/8"	64 15/16"	41 3/8"	29"	TS5AJC2466R	\$1296
23 5/8"	23 5/8"	70 7/8"	41 3/8"	29"	TS5AJC2472R	\$1363
23 5/8"	23 5/8"	76 3/4"	41 3/8"	29"	TS5AJC2478R	\$1504

Executive Payback

Left-Hand

29 1/2"	TS5AEJ2466L	\$1504
29 1/2"	TS5AEJ2472L	\$1572
29 1/2"	TS5AEJ2478L	\$1713

Right-Hand

29 1/2"	TS5AEJ2466R	\$1504
29 1/2"	TS5AEJ2472R	\$1572
29 1/2"	TS5AEJ2478R	\$1713

Reception Galleries

Tip: Leveling glides are adjustable up to 3/4"H.

Tip: Plywood striping does not match laminate finishes. Plywood striping is offered in three finishes that complement some of the laminates.

Tip: Grain direction of back panel runs horizontally. Grain direction of end panels run vertically.

Standard Includes	Required to Specify
<p>► Need help? Product details, page 97</p> <ul style="list-style-type: none"> • Gallery: top laminate and vertical surfaces laminate • 1"-thick top edges with square edge profile on Classic Payback: high-impact plastic to match top • 1½"-thick top edges with ribbed edge profile on Executive Payback: high-impact plastic to match top • Attachment hardware • Shipped ready to assemble 	<ol style="list-style-type: none"> 1 Style number 2 Laminate color number for top 3 Vertical laminate color number for shell 4 Options, if selected (see below) <p>► See <i>Surface Materials</i>, page 570.</p>

Options	U.S. Price	Required to Specify
Top Edge Band Detail		
• Light plywood striping detail, square edge profile	No cost	Specify with light plywood striping.
• Medium plywood striping detail, square edge profile	No cost	Specify with medium plywood striping.
• Dark plywood striping detail, square edge profile	No cost	Specify with dark plywood striping.
• Flat square edge profile on Executive Payback only	No cost	Specify with flat square edge profile.

Related Products	<ul style="list-style-type: none"> • Double-pedestal desk • Single-pedestal desk • Rectangular desk shells • Extended corner desk shells • Corner desk shells • Notched desk shells • Reception gallery tackboards 	<p>► Page 112</p> <p>► Page 114</p> <p>► Page 120</p> <p>► Page 122</p> <p>► Page 124</p> <p>► Page 126</p> <p>► Page 131</p>
-------------------------	---	---

Specification Information							
Dimensions			Style Number	U.S. Price	Dimensions		
D	W	H			D	W	H

Classic Payback

Reception Galleries

11 13/16"	29 1/2"	14 3/4"	TS5ARG30	\$411
11 13/16"	35 5/16"	14 3/4"	TS5ARG36	\$438
11 13/16"	41 5/16"	14 3/4"	TS5ARG42	\$466
11 13/16"	47 1/4"	14 3/4"	TS5ARG48	\$492
11 13/16"	53 1/8"	14 3/4"	TS5ARG54	\$523
11 13/16"	59 1/16"	14 3/4"	TS5ARG60	\$548
11 13/16"	64 15/16"	14 3/4"	TS5ARG66	\$577
11 13/16"	70 7/8"	14 3/4"	TS5ARG72	\$604
11 13/16"	76 3/4"	14 3/4"	TS5ARG78	\$647
11 13/16"	82 11/16"	14 3/4"	TS5ARG84	\$714
11 13/16"	94 1/2"	14 3/4"	TS5ARG96	\$785

Corner Reception Galleries

35 7/16"	35 7/16"	14 3/4"	TS5ARG3636	\$876
41 5/16"	41 5/16"	14 3/4"	TS5ARG4242	\$930
47 1/4"	47 1/4"	14 3/4"	TS5ARG4848	\$986

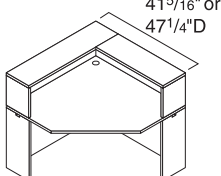
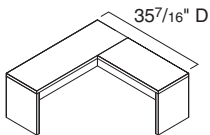
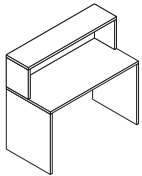
Executive Payback

Reception Galleries

11 13/16"	29 1/2"	15 1/4"	TS5AERG30	\$ 555
11 13/16"	35 5/16"	15 1/4"	TS5AERG36	\$ 583
11 13/16"	41 5/16"	15 1/4"	TS5AERG42	\$ 612
11 13/16"	47 1/4"	15 1/4"	TS5AERG48	\$ 640
11 13/16"	53 1/8"	15 1/4"	TS5AERG54	\$ 667
11 13/16"	59 1/16"	15 1/4"	TS5AERG60	\$ 695
11 13/16"	64 15/16"	15 1/4"	TS5AERG66	\$ 724
11 13/16"	70 7/8"	15 1/4"	TS5AERG72	\$ 751
11 13/16"	76 3/4"	15 1/4"	TS5AERG78	\$ 831
11 13/16"	82 11/16"	15 1/4"	TS5AERG84	\$ 898
11 13/16"	94 1/2"	15 1/4"	TS5AERG96	\$ 970

Corner Reception Galleries

35 7/16"	35 7/16"	15 1/4"	TS5AERG3636	\$1022
41 5/16"	41 5/16"	15 1/4"	TS5AERG4242	\$1079
47 1/4"	47 1/4"	15 1/4"	TS5AERG4848	\$1133



Reception Gallery Tackboards

Reception Gallery
Tackboards

Standard Includes		Required to Specify	
► Need help? Product details, page 97	<ul style="list-style-type: none"> Tackboard: fabric Attachment hardware 	1 Style number 2 Fabric color number for tackboard 3 Options, if selected (see below) ► See <i>Surface Materials</i> , page 570.	
Options	U.S. Price	Required to Specify	
Surface Materials	<ul style="list-style-type: none"> Kick standard fabric price group A Fabric price group 1 Fabric price group 2 Fabric price group 3 Fabric price group 4 Fabric price group COM 	No cost +\$ 5 +\$22 +\$33 +\$83 +\$42	Specify fabric color number. Specify fabric color number. Specify fabric color number. Specify fabric color number. Specify fabric color number. Specify fabric color number. ► See <i>Surface Materials Reference Manual</i> .
Fabric direction on 27⁵/₁₆"W to 56⁷/₈"W tackboards			
	<ul style="list-style-type: none"> Vertical application 	+\$ 9	Specify with vertical application.
Related Products	<ul style="list-style-type: none"> Reception galleries 	► Page 130	

Specification Information

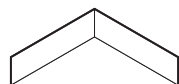
Dimensions			Style Number	U.S. Base Price
D	W	H		
:	:	:	:	:

Reception Gallery Tackboards

1/2"	27 ⁵ / ₁₆ "	12 ¹⁵ / ₁₆ "	TS5ARTB30	\$243
1/2"	33 ¹ / ₄ "	12 ¹⁵ / ₁₆ "	TS5ARTB36	\$258
1/2"	39 ¹ / ₈ "	12 ¹⁵ / ₁₆ "	TS5ARTB42	\$270
1/2"	45 ¹ / ₁₆ "	12 ¹⁵ / ₁₆ "	TS5ARTB48	\$285
1/2"	51 ³ / ₁₆ "	12 ¹⁵ / ₁₆ "	TS5ARTB54	\$298
1/2"	56 ⁷ / ₈ "	12 ¹⁵ / ₁₆ "	TS5ARTB60	\$327
1/2"	62 ³ / ₄ "	12 ¹⁵ / ₁₆ "	TS5ARTB66	\$353
1/2"	68 ¹¹ / ₁₆ "	12 ¹⁵ / ₁₆ "	TS5ARTB72	\$397
1/2"	74 ¹³ / ₁₆ "	12 ¹⁵ / ₁₆ "	TS5ARTB78	\$438
1/2"	80 ¹¹ / ₁₆ "	12 ¹⁵ / ₁₆ "	TS5ARTB84	\$492
1/2"	92 ¹ / ₂ "	12 ¹⁵ / ₁₆ "	TS5ARTB96	\$548
:	:	:	:	:

Corner Reception Gallery Tackboards

33 ³ / ₁₆ "	33 ¹ / ₄ "	12 ¹⁵ / ₁₆ "	TS5ARTB3636	\$500
39"	39 ¹ / ₈ "	12 ¹⁵ / ₁₆ "	TS5ARTB4242	\$530
44 ¹⁵ / ₁₆ "	45 ¹ / ₁₆ "	12 ¹⁵ / ₁₆ "	TS5ARTB4848	\$555
:	:	:	:	:

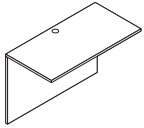


For Canadian Pricing

Multiply U.S. Price by the Canadian price factor.

► See page 1 for details.

Bridges



Tip: Grain direction of back panel runs vertically.

Tip: Leveling glides are adjustable up to 3/4"H.

Tip: Plywood striping does not match laminate finishes. Plywood striping is offered in three finishes that complement some of the laminates.

Tip: When specifying a flip-up power unit, grommet will be omitted.

	Standard Includes	Required to Specify
► Need help? Product details, page 96	<ul style="list-style-type: none"> Bridge with full-height back panel: worksurface laminate and vertical surfaces laminate 1"-thick worksurface edges with square edge profile on Classic Payback: high-impact plastic to match worksurface 1 1/2"-thick worksurface edges with ribbed edge profile on Executive Payback: high-impact plastic to match worksurface Grommet centered in back edge of worksurface: black plastic only Adjustable leveling glides Includes four attachment brackets Shipped ready to assemble 	<ol style="list-style-type: none"> Style number Laminate color number for worksurface Vertical laminate color number for bridge Options, if selected (see below) <p>► See <i>Surface Materials</i>, page 570.</p>

	Options	U.S. Price	Required to Specify
Worksurface Edge Band Detail	<ul style="list-style-type: none"> Light plywood striping detail, square edge profile Medium plywood striping detail, square edge profile Dark plywood striping detail, square edge profile Flat square edge profile on Executive Payback only 	<p>No cost</p> <p>No cost</p> <p>No cost</p> <p>No cost</p>	<p>Specify with light plywood striping.</p> <p>Specify with medium plywood striping.</p> <p>Specify with dark plywood striping.</p> <p>Specify with flat square edge profile.</p>
Cable Management	<ul style="list-style-type: none"> Omit grommet Flip-up power unit 	<p>No cost</p> <p>+\$326</p>	<p>Specify with no grommet.</p> <p>Center: Specify with VPFC and color number.</p>
Back Panel	<ul style="list-style-type: none"> 1/2-height back panel (14"H) 3/4-height back panel (20"H) 	<p>No cost</p> <p>No cost</p>	<p>Specify with 1/2-height back panel.</p> <p>Specify with 3/4-height back panel.</p>
Back Panel Pass-Through	<ul style="list-style-type: none"> Back panel pass-through grommet 	<p>+\$ 38</p>	<p>Specify with back panel pass-through grommet.</p>

Specification Information					
Dimensions	Style	U.S.	Dimensions	Style	U.S.
D W H	Number	Base Price	D W H	Number	Base Price

Classic Payback

19 1/16"	23 5/8"	29"	TS5ABR2024	\$277
19 1/16"	29 1/2"	29"	TS5ABR2030	\$305
19 1/16"	35 7/16"	29"	TS5ABR2036	\$331
19 1/16"	41 5/16"	29"	TS5ABR2042	\$361
19 1/16"	47 1/4"	29"	TS5ABR2048	\$386
19 1/16"	53 1/8"	29"	TS5ABR2054	\$414
19 1/16"	59 1/16"	29"	TS5ABR2060	\$443
23 5/8"	23 5/8"	29"	TS5ABR2424	\$305
23 5/8"	29 1/2"	29"	TS5ABR2430	\$331
23 5/8"	35 7/16"	29"	TS5ABR2436	\$361
23 5/8"	41 5/16"	29"	TS5ABR2442	\$386
23 5/8"	47 1/4"	29"	TS5ABR2448	\$414
23 5/8"	53 1/8"	29"	TS5ABR2454	\$443
23 5/8"	59 1/16"	29"	TS5ABR2460	\$469

Executive Payback

19 1/16"	23 5/8"	29 1/2"	TS5AEBR2024	\$343
19 1/16"	29 1/2"	29 1/2"	TS5AEBR2030	\$373
19 1/16"	35 7/16"	29 1/2"	TS5AEBR2036	\$401
19 1/16"	41 5/16"	29 1/2"	TS5AEBR2042	\$428
19 1/16"	47 1/4"	29 1/2"	TS5AEBR2048	\$457
19 1/16"	53 1/8"	29 1/2"	TS5AEBR2054	\$485
19 1/16"	59 1/16"	29 1/2"	TS5AEBR2060	\$513
23 5/8"	23 5/8"	29 1/2"	TS5AEBR2424	\$373
23 5/8"	29 1/2"	29 1/2"	TS5AEBR2430	\$401
23 5/8"	35 7/16"	29 1/2"	TS5AEBR2436	\$428
23 5/8"	41 5/16"	29 1/2"	TS5AEBR2442	\$457
23 5/8"	47 1/4"	29 1/2"	TS5AEBR2448	\$485
23 5/8"	53 1/8"	29 1/2"	TS5AEBR2454	\$513
23 5/8"	59 1/16"	29 1/2"	TS5AEBR2460	\$541



For Canadian Pricing
Multiply U.S. Price by the Canadian price factor.
► See page 1 for details.

D-Shape Worksurfaces

Tip: D-shape worksurface must be attached to a bridge, return, desk, credenza, or shell to form an L- or U-shaped configuration and to provide proper stability. Additional attachment hardware may need to be ordered.

Tip: Leveling glides are adjustable up to 3/4"H.

Tip: Plywood striping does not match laminate finishes. Plywood striping is offered in three finishes that complement some of the laminates.

► Need help?
Product details,
page 96

Standard Includes

- Worksurface with full end panel and 1/2-height modesty panel, if selected: worksurface laminate and vertical surfaces laminate
- 1"-thick worksurface edges with square edge profile on Classic Payback: high-impact plastic to match worksurface
- 1 1/2"-thick worksurface edges with ribbed edge profile on Executive Payback: high-impact plastic to match worksurface
- Post leg (6" diameter): paint price group 1
- Grommet centered on straight edge: black plastic only
- Adjustable leveling glides
- Shipped ready to assemble

Required to Specify

- 1 Style number
 - 2 Laminate color number for worksurface
 - 3 Vertical laminate color number for end panel and modesty panel, if selected
 - 4 Paint color number for post leg
 - 5 Options, if selected (see below)
- See *Surface Materials*, page 570.

Options		U.S. Price	Required to Specify
Surface Materials	Post leg		
	• Paint price group 1	No cost	Specify paint color number.
	• Paint price group 2	+\$16	Specify paint color number.
Worksurface Edge Band Detail	• Light plywood striping detail, square edge profile	No cost	Specify with light plywood striping.
	• Medium plywood striping detail, square edge profile	No cost	Specify with medium plywood striping.
	• Dark plywood striping detail, square edge profile	No cost	Specify with dark plywood striping.
	• Flat square edge profile on Executive Payback only	No cost	Specify with flat square edge profile.
For Units with Modesty Panel		• Full-height modesty panel	+\$81 Specify with full-height modesty panel.

Specification Information

Dimensions			Style	U.S.
D	W	H	Number	Base Price

Classic Payback

23 5/8"	47 1/4"	29"	TS5ADF2448	\$591
23 5/8"	53 1/8"	29"	TS5ADF2454	\$619
23 5/8"	59 1/16"	29"	TS5ADF2460	\$647
23 5/8"	64 15/16"	29"	TS5ADF2466	\$673
29 1/2"	47 1/4"	29"	TS5ADF3048	\$647
29 1/2"	53 1/8"	29"	TS5ADF3054	\$673
29 1/2"	59 1/16"	29"	TS5ADF3060	\$714
29 1/2"	64 15/16"	29"	TS5ADF3066	\$757
29 1/2"	70 7/8"	29"	TS5ADF3072	\$800
35 7/16"	64 15/16"	29"	TS5ADF3666	\$828
35 7/16"	70 7/8"	29"	TS5ADF3672	\$896

With Modesty Panel

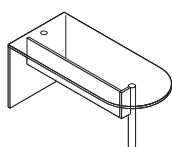
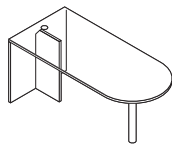
29 1/2"	59 1/16"	29"	TS5ADM3060	\$828
29 1/2"	64 15/16"	29"	TS5ADM3066	\$870
29 1/2"	70 7/8"	29"	TS5ADM3072	\$896
35 7/16"	70 7/8"	29"	TS5ADM3672	\$968

Executive Payback

23 5/8"	47 1/4"	29 1/2"	TS5AEDF2448	\$ 773
23 5/8"	53 1/8"	29 1/2"	TS5AEDF2454	\$ 804
23 5/8"	59 1/16"	29 1/2"	TS5AEDF2460	\$ 831
23 5/8"	64 15/16"	29 1/2"	TS5AEDF2466	\$ 857
29 1/2"	47 1/4"	29 1/2"	TS5AEDF3048	\$ 831
29 1/2"	53 1/8"	29 1/2"	TS5AEDF3054	\$ 857
29 1/2"	59 1/16"	29 1/2"	TS5AEDF3060	\$ 898
29 1/2"	64 15/16"	29 1/2"	TS5AEDF3066	\$ 942
29 1/2"	70 7/8"	29 1/2"	TS5AEDF3072	\$ 982
35 7/16"	64 15/16"	29 1/2"	TS5AEDF3666	\$1012
35 7/16"	70 7/8"	29 1/2"	TS5AEDF3672	\$1081

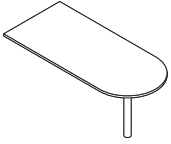
With Modesty Panel

29 1/2"	59 1/16"	29 1/2"	TS5AEDM3060	\$1012
29 1/2"	64 15/16"	29 1/2"	TS5AEDM3066	\$1054
29 1/2"	70 7/8"	29 1/2"	TS5AEDM3072	\$1081
35 7/16"	70 7/8"	29 1/2"	TS5AEDM3672	\$1149



D-Shape Worksurfaces

Suspended from Edge of Desk Shell



Tip: D-shape worksurface must be attached to a bridge, return, or adjoining worksurface to form an L- or U-shaped configuration and to provide proper stability. Additional attachment hardware may need to be ordered.

Tip: Leveling glides are adjustable up to 3/4"H.

Tip: Plywood striping does not match laminate finishes. Plywood striping is offered in three finishes that complement some of the laminates.

Standard Includes	Required to Specify
<p>► Need help? Product details, page 96</p> <ul style="list-style-type: none"> • Worksurface: laminate • 1"-thick worksurface edges with square edge profile on Classic Payback; high-impact plastic to match worksurface • 1 1/2"-thick worksurface edges with ribbed edge profile on Executive Payback; high-impact plastic to match worksurface • Post leg (6" diameter): paint price group 1 • Adjustable leveling glides • Shipped ready to assemble 	<ul style="list-style-type: none"> 1 Style number 2 Laminate color number for worksurface 3 Paint color number for post leg 4 Options, if selected (see below) <p>► See <i>Surface Materials</i>, page 570.</p>

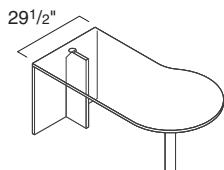
Options	U.S. Price	Required to Specify
Surface Materials <ul style="list-style-type: none"> • Paint price group 1 • Paint price group 2 	No cost +\$16	Specify paint color number. Specify paint color number.
Worksurface Edge Band Detail <ul style="list-style-type: none"> • Light plywood striping detail, square edge profile • Medium plywood striping detail, square edge profile • Dark plywood striping detail, square edge profile • Flat square edge profile on Executive Payback only 	No cost No cost No cost No cost	Specify with light plywood striping. Specify with medium plywood striping. Specify with dark plywood striping. Specify with flat square edge profile.

Specification Information									
• Dimensions	• Style	• U.S.	• Dimensions	• Style	• U.S.	• Dimensions	• Style	• U.S.	• Dimensions
D W H	Number	Base Price	D W H	Number	Base Price	D W H	Number	Base Price	D W H
•••	•••	•••	•••	•••	•••	•••	•••	•••	•••
Classic Payback					Executive Payback				
23 5/8"	47 1/4"	29"	TS5ADS2448	\$487	23 5/8"	47 1/4"	29 1/2"	TS5AEDS2448	\$670
23 5/8"	53 1/8"	29"	TS5ADS2454	\$514	23 5/8"	53 1/8"	29 1/2"	TS5AEDS2454	\$697
23 5/8"	59 1/16"	29"	TS5ADS2460	\$543	23 5/8"	59 1/16"	29 1/2"	TS5AEDS2460	\$726
23 5/8"	64 15/16"	29"	TS5ADS2466	\$570	23 5/8"	64 15/16"	29 1/2"	TS5AEDS2466	\$753
29 1/2"	47 1/4"	29"	TS5ADS3048	\$543	29 1/2"	47 1/4"	29 1/2"	TS5AEDS3048	\$726
29 1/2"	53 1/8"	29"	TS5ADS3054	\$570	29 1/2"	53 1/8"	29 1/2"	TS5AEDS3054	\$753
29 1/2"	59 1/16"	29"	TS5ADS3060	\$612	29 1/2"	59 1/16"	29 1/2"	TS5AEDS3060	\$795
29 1/2"	64 15/16"	29"	TS5ADS3066	\$653	29 1/2"	64 15/16"	29 1/2"	TS5AEDS3066	\$837
29 1/2"	70 7/8"	29"	TS5ADS3072	\$695	29 1/2"	70 7/8"	29 1/2"	TS5AEDS3072	\$878
35 7/16"	64 15/16"	29"	TS5ADS3666	\$724	35 7/16"	64 15/16"	29 1/2"	TS5AEDS3666	\$908
35 7/16"	70 7/8"	29"	TS5ADS3672	\$793	35 7/16"	70 7/8"	29 1/2"	TS5AEDS3672	\$976
•••	•••	•••	•••	•••	•••	•••	•••	•••	•••



For Canadian Pricing
Multiply U.S. Price by the Canadian price factor.
► See page 1 for details.

P-Shape Worksurfaces



Tip: P-shape worksurface must be attached to a bridge, return, desk, credenza, or shell to form an L- or U-shaped configuration and to provide proper stability. Additional attachment hardware may need to be ordered.

Tip: Leveling glides are adjustable up to 3/4"H.

Tip: Plywood striping does not match laminate finishes. Plywood striping is offered in three finishes that complement some of the laminates.

► Need help?
Product details,
page 96

Standard Includes

- Worksurface with full end panel and 1/2-height modesty panel, if selected: worksurface laminate and vertical surfaces laminate
- 1"-thick worksurface edges with square edge profile on Classic Payback: high-impact plastic to match worksurface
- 1 1/2"-thick worksurface edges with ribbed edge profile on Executive Payback: high-impact plastic to match worksurface
- Post leg (6" diameter): paint price group 1
- Grommet centered on straight edge: black plastic only
- Adjustable leveling glides
- Shipped ready to assemble

Required to Specify

- 1 Style number
 - 2 Laminate color number for worksurface
 - 3 Vertical laminate color number for end panel and modesty panel, if selected
 - 4 Paint color number for post leg
 - 5 Options, if selected (see below)
- See *Surface Materials*, page 570.

Options		U.S. Price	Required to Specify
Surface Materials	Post leg		
	• Paint price group 1	No cost	Specify paint color number.
	• Paint price group 2	+\$16	Specify paint color number.
Worksurface Edge Band Detail	• Light plywood striping detail, square edge profile	No cost	Specify <i>with light plywood striping</i> .
	• Medium plywood striping detail, square edge profile	No cost	Specify <i>with medium plywood striping</i> .
	• Dark plywood striping detail, square edge profile	No cost	Specify <i>with dark plywood striping</i> .
	• Flat square edge profile on Executive Payback only	No cost	Specify <i>with flat square edge profile</i> .
For Units with Modesty Panel	• Full-height modesty panel	+\$81	Specify <i>with full-height modesty panel</i> .



For Canadian Pricing

Multiply U.S. Price by the Canadian price factor.

► See page 1 for details.

Specification Information

Dimensions			Style Number	U.S. Base Price
D	W	H		

Classic Payback

Conference Surface Left

41 ⁵ / ₁₆ "	59 ¹ / ₁₆ "	29"	TS5APF4260L	\$ 886
41 ⁵ / ₁₆ "	64 ¹⁵ / ₁₆ "	29"	TS5APF4266L	\$ 954
41 ⁵ / ₁₆ "	70 ⁷ / ₈ "	29"	TS5APF4272L	\$1023

Conference Surface Left and Modesty Panel

41 ⁵ / ₁₆ "	59 ¹ / ₁₆ "	29"	TS5APM4260L	\$ 954
41 ⁵ / ₁₆ "	64 ¹⁵ / ₁₆ "	29"	TS5APM4266L	\$1023
41 ⁵ / ₁₆ "	70 ⁷ / ₈ "	29"	TS5APM4272L	\$1093

Conference Surface Right

41 ⁵ / ₁₆ "	59 ¹ / ₁₆ "	29"	TS5APF4260R	\$ 886
41 ⁵ / ₁₆ "	64 ¹⁵ / ₁₆ "	29"	TS5APF4266R	\$ 954
41 ⁵ / ₁₆ "	70 ⁷ / ₈ "	29"	TS5APF4272R	\$1023

Conference Surface Right and Modesty Panel

41 ⁵ / ₁₆ "	59 ¹ / ₁₆ "	29"	TS5APM4260R	\$ 954
41 ⁵ / ₁₆ "	64 ¹⁵ / ₁₆ "	29"	TS5APM4266R	\$1023
41 ⁵ / ₁₆ "	70 ⁷ / ₈ "	29"	TS5APM4272R	\$1093

Dimensions			Style Number	U.S. Base Price
D	W	H		

Executive Payback

Conference Surface Left

41 ⁵ / ₁₆ "	59 ¹ / ₁₆ "	29 ¹ / ₂ "	TS5AEPF4260L	\$1069
41 ⁵ / ₁₆ "	64 ¹⁵ / ₁₆ "	29 ¹ / ₂ "	TS5AEPF4266L	\$1138
41 ⁵ / ₁₆ "	70 ⁷ / ₈ "	29 ¹ / ₂ "	TS5AEPF4272L	\$1208

Conference Surface Left and Modesty Panel

41 ⁵ / ₁₆ "	59 ¹ / ₁₆ "	29 ¹ / ₂ "	TS5AEPM4260L	\$1138
41 ⁵ / ₁₆ "	64 ¹⁵ / ₁₆ "	29 ¹ / ₂ "	TS5AEPM4266L	\$1208
41 ⁵ / ₁₆ "	70 ⁷ / ₈ "	29 ¹ / ₂ "	TS5AEPM4272L	\$1276

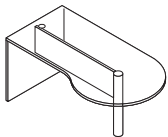
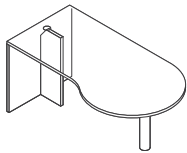
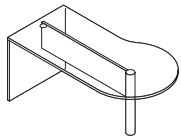
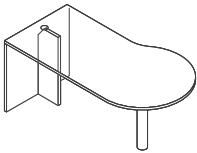
Conference Surface Right

41 ⁵ / ₁₆ "	59 ¹ / ₁₆ "	29 ¹ / ₂ "	TS5AEPF4260R	\$1069
41 ⁵ / ₁₆ "	64 ¹⁵ / ₁₆ "	29 ¹ / ₂ "	TS5AEPF4266R	\$1138
41 ⁵ / ₁₆ "	70 ⁷ / ₈ "	29 ¹ / ₂ "	TS5AEPF4272R	\$1208

Conference Surface Right and Modesty Panel

41 ⁵ / ₁₆ "	59 ¹ / ₁₆ "	29 ¹ / ₂ "	TS5AEPM4260R	\$1138
41 ⁵ / ₁₆ "	64 ¹⁵ / ₁₆ "	29 ¹ / ₂ "	TS5AEPM4266R	\$1208
41 ⁵ / ₁₆ "	70 ⁷ / ₈ "	29 ¹ / ₂ "	TS5AEPM4272R	\$1276

Classic and Executive Payback



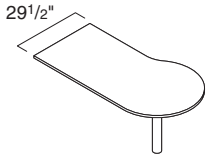
For Canadian Pricing

Multiply U.S. Price by the Canadian price factor.

► See page 1 for details.

P-Shape Worksurfaces

Suspended from Edge of Desk Shell



Tip: P-shape worksurface must be attached to a bridge, return, or adjoining worksurface to form an L- or U-shaped configuration and to provide proper stability. Additional attachment hardware may need to be ordered.

Tip: Leveling glides are adjustable up to 3/4"H.

Tip: Plywood striping does not match laminate finishes. Plywood striping is offered in three finishes that complement some of the laminates.

Standard Includes	Required to Specify
<p>► Need help? Product details, page 96</p> <ul style="list-style-type: none"> • Worksurface: laminate • 1"-thick worksurface edges with square edge profile on Classic Payback; high-impact plastic to match worksurface • 1 1/2"-thick worksurface edges with ribbed edge profile on Executive Payback; high-impact plastic to match worksurface • Post leg (6" diameter): paint price group 1 • Adjustable leveling glides • Shipped ready to assemble 	<ul style="list-style-type: none"> 1 Style number 2 Laminate color number for worksurface 3 Paint color number for post leg 4 Options, if selected (see below) <p>► See <i>Surface Materials</i>, page 570.</p>

Options	U.S. Price	Required to Specify
Surface Materials <ul style="list-style-type: none"> • Paint price group 1 • Paint price group 2 	No cost +\$16	Specify paint color number. Specify paint color number.
Worksurface Edge Band Detail <ul style="list-style-type: none"> • Light plywood striping detail, square edge profile • Medium plywood striping detail, square edge profile • Dark plywood striping detail, square edge profile • Flat square edge profile on Executive Payback only 	No cost No cost No cost No cost	Specify with light plywood striping. Specify with medium plywood striping. Specify with dark plywood striping. Specify with flat square edge profile.

Specification Information					
Dimensions	Style	U.S.	Dimensions	Style	U.S.
D W H	Number	Base Price	D W H	Number	Base Price

Classic Payback

Left-Hand

41 5/16"	59 1/16"	29"	TS5APS4260L	\$782
41 5/16"	64 15/16"	29"	TS5APS4266L	\$852
41 5/16"	70 7/8"	29"	TS5APS4272L	\$919

Right-Hand

41 5/16"	59 1/16"	29"	TS5APS4260R	\$782
41 5/16"	64 15/16"	29"	TS5APS4266R	\$852
41 5/16"	70 7/8"	29"	TS5APS4272R	\$919

Executive Payback

Left-Hand

41 5/16"	59 1/16"	29 1/2"	TS5AEPS4260L	\$ 967
41 5/16"	64 15/16"	29 1/2"	TS5AEPS4266L	\$1034
41 5/16"	70 7/8"	29 1/2"	TS5AEPS4272L	\$1103

Right-Hand

41 5/16"	59 1/16"	29 1/2"	TS5AEPS4260R	\$ 967
41 5/16"	64 15/16"	29 1/2"	TS5AEPS4266R	\$1034
41 5/16"	70 7/8"	29 1/2"	TS5AEPS4272R	\$1103



For Canadian Pricing

Multiply U.S. Price by the Canadian price factor.

► See page 1 for details.

Rectilinear-Shape Worksurfaces

Rectilinear-Shape
Worksurfaces

Tip: Rectilinear-shape work-surface must be attached to a bridge, return, desk, credenza, or shell to form an L- or U-shaped configuration and to provide proper stability. Additional attachment hardware may need to be ordered.

Tip: Leveling glides are adjustable up to 3/4"H.

Tip: Plywood striping does not match laminate finishes. Plywood striping is offered in three finishes that complement some of the laminates.

► Need help?
Product details,
page 96

Standard Includes

- Rectilinear-top with full end panel and 1/2-height modesty panel, if selected: worksurface laminate and vertical surfaces laminate
- 1"-thick worksurface edges with square edge profile on Classic Payback: high-impact plastic to match worksurface
- 1 1/2"-thick worksurface edges with ribbed edge profile on Executive Payback: high-impact plastic to match worksurface
- Post leg (6" diameter): paint price group 1
- Grommet centered on back edge: black plastic only
- Adjustable leveling glides
- Shipped ready to assemble

Required to Specify

- 1 Style number
 - 2 Laminate color number for worksurface
 - 3 Vertical laminate color number for end panel and modesty panel, if selected
 - 4 Paint color number for post leg
 - 5 Options, if selected (see below)
- See *Surface Materials*, page 570.

Options		U.S. Price	Required to Specify
Surface Materials	Post leg		
	• Paint price group 1	No cost	Specify paint color number.
	• Paint price group 2	+\$16	Specify paint color number.
Worksurface Edge Band Detail	• Light plywood striping detail, square edge profile	No cost	Specify with light plywood striping.
	• Medium plywood striping detail, square edge profile	No cost	Specify with medium plywood striping.
	• Dark plywood striping detail, square edge profile	No cost	Specify with dark plywood striping.
	• Flat square edge profile on Executive Payback only	No cost	Specify with flat square edge profile.
For Units with Modesty Panel	• Full-height modesty panel	+\$81	Specify with full-height modesty panel.

Specification Information

Dimensions			Style	U.S.
D	W	H	Number	Base Price

Classic Payback

23 5/8"	47 1/4"	29"	TS5AFR2448	\$591
23 5/8"	53 1/8"	29"	TS5AFR2454	\$619
23 5/8"	59 1/16"	29"	TS5AFR2460	\$647
23 5/8"	64 15/16"	29"	TS5AFR2466	\$673
29 1/2"	47 1/4"	29"	TS5AFR3048	\$647
29 1/2"	53 1/8"	29"	TS5AFR3054	\$673
29 1/2"	59 1/16"	29"	TS5AFR3060	\$714
29 1/2"	64 15/16"	29"	TS5AFR3066	\$757
29 1/2"	70 7/8"	29"	TS5AFR3072	\$800
35 7/16"	64 15/16"	29"	TS5AFR3666	\$828
35 7/16"	70 7/8"	29"	TS5AFR3672	\$896

With Modesty Panel

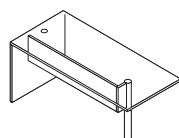
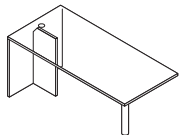
29 1/2"	59 1/16"	29"	TS5AMR3060	\$828
29 1/2"	64 15/16"	29"	TS5AMR3066	\$870
29 1/2"	70 7/8"	29"	TS5AMR3072	\$896
35 7/16"	70 7/8"	29"	TS5AMR3672	\$968

Executive Payback

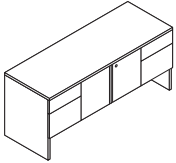
23 5/8"	47 1/4"	29 1/2"	TS5AEFR2448	\$ 773
23 5/8"	53 1/8"	29 1/2"	TS5AEFR2454	\$ 804
23 5/8"	59 1/16"	29 1/2"	TS5AEFR2460	\$ 831
23 5/8"	64 15/16"	29 1/2"	TS5AEFR2466	\$ 857
29 1/2"	47 1/4"	29 1/2"	TS5AEFR3048	\$ 831
29 1/2"	53 1/8"	29 1/2"	TS5AEFR3054	\$ 857
29 1/2"	59 1/16"	29 1/2"	TS5AEFR3060	\$ 898
29 1/2"	64 15/16"	29 1/2"	TS5AEFR3066	\$ 942
29 1/2"	70 7/8"	29 1/2"	TS5AEFR3072	\$ 982
35 7/16"	64 15/16"	29 1/2"	TS5AEFR3666	\$1012
35 7/16"	70 7/8"	29 1/2"	TS5AEFR3672	\$1081

With Modesty Panel

29 1/2"	59 1/16"	29 1/2"	TS5AEMR3060	\$1012
29 1/2"	64 15/16"	29 1/2"	TS5AEMR3066	\$1054
29 1/2"	70 7/8"	29 1/2"	TS5AEMR3072	\$1081
35 7/16"	70 7/8"	29 1/2"	TS5AEMR3672	\$1149



Credenzas with Pedestals



Tip: Pedestal locks on full storage credenzas are located on the side of the pedestal and accessed by opening the center doors.

Tip: Grain direction of back panel runs horizontally. Grain direction of end panels runs vertically.

Tip: Leveling glides are adjustable up to 3/4"H.

Tip: Field-installed, key-specific lock cylinders must be ordered separately.
▶ Page 588

Tip: Plywood striping does not match laminate finishes. Plywood striping is offered in three finishes that complement some of the laminates.

Tip: The top drawer of the box/box/file pedestal does not lock.

▶ Need help?
Product details,
page 97

Standard Includes

- Credenza with full-height back panel: worksurface laminate and vertical surfaces laminate
- 1"-thick worksurface edges with square edge profile on Classic Payback: high-impact plastic to match worksurface
- 1½"-thick worksurface edges with ribbed edge profile on Executive Payback: high-impact plastic to match worksurface
- One box drawer and one file drawer in each pedestal
- Integral pull on Classic Payback doors and drawers: 6000 Black plastic
- Waterfall pull on Executive Payback doors and drawers: 7207 Black
- Half-depth fixed shelf in double-door cabinet
- Drawer interiors: black laminate only
- Full-extension, heavy-duty ball-bearing drawer suspensions
- One pencil tray in box drawers: black plastic only
- File drawers to accommodate front-to-back filing of letter-size hanging file folders or side-to-side filing of legal-size hanging file folders
- Locks on pedestals and door, keyed randomly
- Adjustable leveling glides
- Shipped fully assembled

Required to Specify

- 1 Style number
 - 2 Laminate color number for worksurface
 - 3 Vertical laminate color number for credenza
 - 4 Finish color number for lock
 - 5 Options, if selected (see below)
- ▶ See *Surface Materials*, page 570.

	Options	U.S. Price	Required to Specify
Worksurface Edge Band Detail	<ul style="list-style-type: none"> • Light plywood striping detail, square edge profile • Medium plywood striping detail, square edge profile • Dark plywood striping detail, square edge profile • Flat square edge profile on Executive Payback only 	No cost No cost No cost No cost	Specify with light plywood striping. Specify with medium plywood striping. Specify with dark plywood striping. Specify with flat square edge profile.
Pedestals	<ul style="list-style-type: none"> • One box/box/file pedestal left and one file/file pedestal right • One box/box/file pedestal right and one file/file pedestal left • Two file/file pedestals • Two box/box/file pedestals • Two storage slot/box/file pedestals 	+\$344 +\$344 +\$344 +\$344 +\$344	Specify with one box/box/file pedestal left and one file/file pedestal right. Specify with one box/box/file pedestal right and one file/file pedestal left. Specify with two file/file pedestals. Specify with two box/box/file pedestals. Specify with two storage slot/box/file pedestals.
Pulls	<ul style="list-style-type: none"> • Integral pulls on Classic Payback only: 6699 Platinum • Waterfall pulls on Executive Payback only: 4799 Platinum • Payback handle pulls: 0835 Black • Payback handle pulls: 4799 Platinum • Ledge pulls: 7207 Black • Ledge pulls: 4799 Platinum 	No cost +\$ 6 No cost +\$ 6 +\$ 29 +\$ 35	Specify with 6699 Platinum integral pulls. Specify with 4799 Platinum waterfall pulls. Specify with 0835 Black Payback handle pulls. Specify with 4799 Platinum Payback handle pulls. Specify with 7207 Black ledge pulls. Specify with 4799 Platinum ledge pulls.
Cable Management	<ul style="list-style-type: none"> • Flip-up power unit 	+\$326	Left: Specify with VPFL and color number, Center: Specify with VPFC and color number, Right: Specify with VPFR and color number.
Lock	<ul style="list-style-type: none"> • Polished chrome • Ember chrome 	No cost No cost	Specify with 9201 Polished Chrome lock. Specify with 9250 Ember Chrome lock.

▶ Options, continued on next page



For Canadian Pricing
Multiply U.S. Price by the Canadian price factor.
▶ See page 1 for details.

► Options, continued from previous page

Options	U.S. Price	Required to Specify
Back Panel Pass-Through Kneewell Units Only • Back panel pass-through grommet	+\$38	Specify with unit width back panel pass-through grommet.

Specification Information

Dimensions D W H	Style Number	U.S. Base Price	Dimensions D W H	Style Number	U.S. Base Price
---------------------	-----------------	-----------------------	---------------------	-----------------	-----------------------

Classic Payback

Full-Storage Credenzas

19 ¹¹ / ₁₆ "	64 ¹⁵ / ₁₆ "	29"	TS5ACS2066	\$1534
19 ¹¹ / ₁₆ "	70 ⁷ / ₈ "	29"	TS5ACS2072	\$1603
23 ⁵ / ₈ "	64 ¹⁵ / ₁₆ "	29"	TS5ACS2466	\$1560
23 ⁵ / ₈ "	70 ⁷ / ₈ "	29"	TS5ACS2472	\$1631

Kneespace Credenzas

19 ¹¹ / ₁₆ "	64 ¹⁵ / ₁₆ "	29"	TS5ACD2066	\$1242
19 ¹¹ / ₁₆ "	70 ⁷ / ₈ "	29"	TS5ACD2072	\$1314
23 ⁵ / ₈ "	64 ¹⁵ / ₁₆ "	29"	TS5ACD2466	\$1272
23 ⁵ / ₈ "	70 ⁷ / ₈ "	29"	TS5ACD2472	\$1342

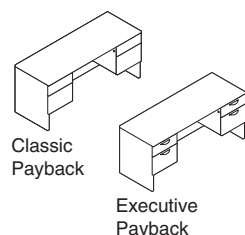
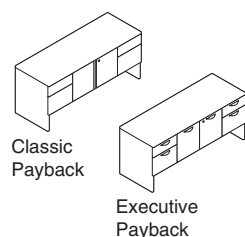
Executive Payback

Full-Storage Credenzas

19 ¹¹ / ₁₆ "	64 ¹⁵ / ₁₆ "	29 ¹ / ₂ "	TS5AECX2066	\$1717
19 ¹¹ / ₁₆ "	70 ⁷ / ₈ "	29 ¹ / ₂ "	TS5AECX72	\$1785
23 ⁵ / ₈ "	64 ¹⁵ / ₁₆ "	29 ¹ / ₂ "	TS5AECX2466	\$1747
23 ⁵ / ₈ "	70 ⁷ / ₈ "	29 ¹ / ₂ "	TS5AECX2472	\$1813

Kneespace Credenzas

19 ¹¹ / ₁₆ "	64 ¹⁵ / ₁₆ "	29 ¹ / ₂ "	TS5AECD2066	\$1428
19 ¹¹ / ₁₆ "	70 ⁷ / ₈ "	29 ¹ / ₂ "	TS5AECD72	\$1498
23 ⁵ / ₈ "	64 ¹⁵ / ₁₆ "	29 ¹ / ₂ "	TS5AECD2466	\$1456
23 ⁵ / ₈ "	70 ⁷ / ₈ "	29 ¹ / ₂ "	TS5AECD2472	\$1523

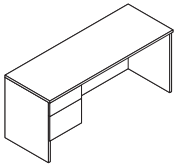


For Canadian Pricing

Multiply U.S. Price by the Canadian price factor.

► See page 1 for details.

Credenzas with Single Pedestal



Tip: Grain direction of back panel runs horizontally. Grain direction of end panels runs vertically.

Tip: Field-installed, key-specific lock cylinders must be ordered separately.
▶ Page 588

Tip: Leveling glides are adjustable up to 3/4"H.

Tip: Plywood striping does not match laminate finishes. Plywood striping is offered in three finishes that complement some of the laminates.

Tip: The top drawer of the box/box/file pedestal does not lock.

Tip: When option of one clear-access end panel is specified, the credenza must be attached to an adjoining worksurface(s).



For Canadian Pricing
Multiply U.S. Price by the Canadian price factor.
▶ See page 1 for details.

Standard Includes		Required to Specify	
▶ Need help? Product details, page 97	<ul style="list-style-type: none"> Credenza with full-height back panel and two full end panels: worksurface laminate and vertical surfaces laminate 1"-thick worksurface edges with square edge profile on Classic Payback: high-impact plastic to match worksurface 1 1/2"-thick worksurface edges with ribbed edge profile on Executive Payback: high-impact plastic to match worksurface One box drawer and one file drawer in each pedestal Integral pull on Classic Payback drawers: 6000 Black plastic Waterfall pull on Executive Payback drawers: 7207 Black Drawer interiors: black laminate only Full-extension, heavy-duty ball-bearing drawer suspensions One pencil tray in box drawers: black plastic only File drawers to accommodate front-to-back filing of letter-size hanging file folders or side-to-side filing of legal-size hanging file folders Lock on pedestal, keyed randomly, FR series Adjustable leveling glides Shipped fully assembled 	<ol style="list-style-type: none"> Style number Laminate color number for worksurface Vertical laminate color number for credenza Finish color number for lock Options, if selected (see below) <p>▶ See <i>Surface Materials</i>, page 570.</p>	
Options	U.S. Price	Required to Specify	
Worksurface Edge Band Detail	<ul style="list-style-type: none"> Light plywood striping detail, square edge profile Medium plywood striping detail, square edge profile Dark plywood striping detail, square edge profile Flat square edge profile on Executive Payback only 	No cost	Specify with light plywood striping.
		No cost	Specify with medium plywood striping.
		No cost	Specify with dark plywood striping.
		No cost	Specify with flat square edge profile.
Pedestals	<ul style="list-style-type: none"> One file/file pedestal One box/box/file pedestal One storage slot/box/file pedestal 	+\$173 +\$173 +\$173	Specify with one file/file pedestal. Specify with one box/box/file pedestal. Specify with one storage slot/box/file pedestal.
Pulls	<ul style="list-style-type: none"> Integral pulls on Classic Payback only: 6699 Platinum Waterfall pulls on Executive Payback only: 4799 Platinum Payback handle pulls: 0835 Black Payback handle pulls: 4799 Platinum Ledge pulls: 7207 Black Ledge pulls: 4799 Platinum 	No cost +\$ 6 No cost +\$ 6 +\$ 29 +\$ 35	Specify with 6699 Platinum integral pulls. Specify with 4799 Platinum waterfall pulls. Specify with 0835 Black Payback handle pulls. Specify with 4799 Platinum Payback handle pulls. Specify with 7207 Black ledge pulls. Specify with 4799 Platinum ledge pulls.
End Panels	<ul style="list-style-type: none"> One full end panel with pedestal left and one clear-access end panel right One full end panel with pedestal right and one clear-access end panel left 	No cost No cost	Specify with full end panel left and clear-access end panel right. Specify with full end panel right and clear-access end panel left.
Cable Management	<ul style="list-style-type: none"> Flip-up power unit 	+\$326	Left: Specify with VPFL and color number, Center: Specify with VPFC and color number, Right: Specify with VPFR and color number.
Lock	<ul style="list-style-type: none"> Polished chrome Ember chrome 	No cost No cost	Specify with 9201 Polished Chrome lock. Specify with 9250 Ember Chrome lock.
Back Panel Pass-Through	<ul style="list-style-type: none"> Back panel pass-through grommet 	+\$ 38	Specify with unit width back panel pass-through grommet.

Specification Information

Dimensions			Style Number	U.S. Base Price
D	W	H		

Classic Payback

Pedestal Left

19 ¹¹ / ₁₆ "	59 ¹ / ₁₆ "	29"	TS5ACS2060L	\$ 961
19 ¹¹ / ₁₆ "	64 ¹⁵ / ₁₆ "	29"	TS5ACS2066L	\$1031
19 ¹¹ / ₁₆ "	70 ⁷ / ₈ "	29"	TS5ACS2072L	\$1100
23 ⁵ / ₈ "	59 ¹ / ₁₆ "	29"	TS5ACS2460L	\$ 988
23 ⁵ / ₈ "	64 ¹⁵ / ₁₆ "	29"	TS5ACS2466L	\$1058
23 ⁵ / ₈ "	70 ⁷ / ₈ "	29"	TS5ACS2472L	\$1128

Pedestal Right

19 ¹¹ / ₁₆ "	59 ¹ / ₁₆ "	29"	TS5ACS2060R	\$ 961
19 ¹¹ / ₁₆ "	64 ¹⁵ / ₁₆ "	29"	TS5ACS2066R	\$1031
19 ¹¹ / ₁₆ "	70 ⁷ / ₈ "	29"	TS5ACS2072R	\$1100
23 ⁵ / ₈ "	59 ¹ / ₁₆ "	29"	TS5ACS2460R	\$ 988
23 ⁵ / ₈ "	64 ¹⁵ / ₁₆ "	29"	TS5ACS2466R	\$1058
23 ⁵ / ₈ "	70 ⁷ / ₈ "	29"	TS5ACS2472R	\$1128

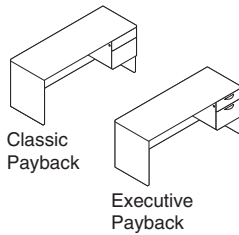
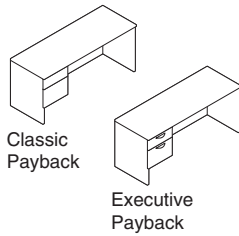
Executive Payback

Pedestal Left

19 ¹¹ / ₁₆ "	59 ¹ / ₁₆ "	29 ¹ / ₂ "	TS5AEC2060L	\$1143
19 ¹¹ / ₁₆ "	64 ¹⁵ / ₁₆ "	29 ¹ / ₂ "	TS5AEC2066L	\$1214
19 ¹¹ / ₁₆ "	70 ⁷ / ₈ "	29 ¹ / ₂ "	TS5AEC2072L	\$1283
23 ⁵ / ₈ "	59 ¹ / ₁₆ "	29 ¹ / ₂ "	TS5AEC2460L	\$1173
23 ⁵ / ₈ "	64 ¹⁵ / ₁₆ "	29 ¹ / ₂ "	TS5AEC2466L	\$1241
23 ⁵ / ₈ "	70 ⁷ / ₈ "	29 ¹ / ₂ "	TS5AEC2472L	\$1311

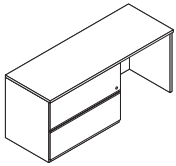
Pedestal Right

19 ¹¹ / ₁₆ "	59 ¹ / ₁₆ "	29 ¹ / ₂ "	TS5AEC2060R	\$1143
19 ¹¹ / ₁₆ "	64 ¹⁵ / ₁₆ "	29 ¹ / ₂ "	TS5AEC2066R	\$1214
19 ¹¹ / ₁₆ "	70 ⁷ / ₈ "	29 ¹ / ₂ "	TS5AEC2072R	\$1283
23 ⁵ / ₈ "	59 ¹ / ₁₆ "	29 ¹ / ₂ "	TS5AEC2460R	\$1173
23 ⁵ / ₈ "	64 ¹⁵ / ₁₆ "	29 ¹ / ₂ "	TS5AEC2466R	\$1241
23 ⁵ / ₈ "	70 ⁷ / ₈ "	29 ¹ / ₂ "	TS5AEC2472R	\$1311



 **For Canadian Pricing**
Multiply U.S. Price by the
Canadian price factor.
► See page 1 for details.

Credenzas with Lateral Files



Tip: Grain direction of back panel runs horizontally. Grain direction of end panels runs vertically.

Tip: Field-installed, key-specific lock cylinders must be ordered separately.
► Page 588

Tip: Leveling glides are adjustable up to 3/4"H.

Tip: Plywood striping does not match laminate finishes. Plywood striping is offered in three finishes that complement some of the laminates.

Tip: When option of one clear-access end panel is specified, the credenza must be attached to an adjoining worksurface(s).



For Canadian Pricing
Multiply U.S. Price by the Canadian price factor.
► See page 1 for details.

	Standard Includes	Required to Specify
► Need help? Product details, page 97	<ul style="list-style-type: none"> Credenza with full-height back panel and two full end panels: worksurface laminate and vertical surfaces laminate 1"-thick worksurface edges with square edge profile on Classic Payback: high-impact plastic to match worksurface 1½"-thick worksurface edges with ribbed edge profile on Executive Payback: high-impact plastic to match worksurface Integral pull on Classic Payback drawers: 6000 Black plastic Waterfall pull on Executive Payback drawers: 7207 Black Steel drawer interiors: black paint only Full-extension, heavy-duty ball-bearing drawer suspensions Frame in file drawers to accommodate side-to-side filing of letter-size or legal-size hanging file folders: black metal Locks on files, keyed randomly, FR series Safety interlock to prevent more than one drawer being opened at a time Adjustable leveling glides Shipped fully assembled 	<ol style="list-style-type: none"> Style number Laminate color number for worksurface Vertical laminate color number for credenza Finish color number for lock Options, if selected (see below) <p>► See <i>Surface Materials</i>, page 570.</p>

	Options	U.S. Price	Required to Specify
Worksurface Edge Band Detail	<ul style="list-style-type: none"> Light plywood striping detail, square edge profile Medium plywood striping detail, square edge profile Dark plywood striping detail, square edge profile Flat square edge profile on Executive Payback only 	No cost No cost No cost No cost	Specify with light plywood striping. Specify with medium plywood striping. Specify with dark plywood striping. Specify with flat square edge profile.
Pulls	<ul style="list-style-type: none"> Integral pulls on Classic Payback only: 6699 Platinum Waterfall pulls on Executive Payback only: 4799 Platinum Payback handle pulls: 0835 Black Payback handle pulls: 4799 Platinum Ledge pulls: 7207 Black Ledge pulls: 4799 Platinum 	No cost +\$ 6 No cost +\$ 6 +\$ 29 +\$ 35	Specify with 6699 Platinum integral pulls. Specify with 4799 Platinum waterfall pulls. Specify with 0835 Black Payback handle pulls. Specify with 4799 Platinum Payback handle pulls. Specify with 7207 Black ledge pulls. Specify with 4799 Platinum ledge pulls.
End Panels	<ul style="list-style-type: none"> One full end panel with lateral file left and one clear-access end panel right One full end panel with lateral file right and one clear-access end panel left 	No cost No cost	Specify with full end panel left and clear-access end panel right. Specify with full end panel right and clear-access end panel left.
Cable Management	<ul style="list-style-type: none"> Flip-up power unit 	+\$326	Left: Specify with VPFL and color number, Right: Specify with VPFR and color number.
Lock	<ul style="list-style-type: none"> Polished chrome Ember chrome 	No cost No cost	Specify with 9201 Polished Chrome lock. Specify with 9250 Ember Chrome lock.
Related Products	<ul style="list-style-type: none"> Front-to-back lateral file rail 		► Page 216

Specification Information

Dimensions			Style Number	U.S. Base Price
D	W	H		

Classic Payback

Lateral File Left

19 ¹¹ / ₁₆ "	59 ¹ / ₁₆ "	29"	TS5ACL2060L	\$1459
19 ¹¹ / ₁₆ "	64 ¹⁵ / ₁₆ "	29"	TS5ACL2066L	\$1528
19 ¹¹ / ₁₆ "	70 ⁷ / ₈ "	29"	TS5ACL2072L	\$1598
23 ⁵ / ₈ "	59 ¹ / ₁₆ "	29"	TS5ACL2460L	\$1485
23 ⁵ / ₈ "	64 ¹⁵ / ₁₆ "	29"	TS5ACL2466L	\$1555
23 ⁵ / ₈ "	70 ⁷ / ₈ "	29"	TS5ACL2472L	\$1626

Lateral File Right

19 ¹¹ / ₁₆ "	59 ¹ / ₁₆ "	29"	TS5ACL2060R	\$1459
19 ¹¹ / ₁₆ "	64 ¹⁵ / ₁₆ "	29"	TS5ACL2066R	\$1528
19 ¹¹ / ₁₆ "	70 ⁷ / ₈ "	29"	TS5ACL2072R	\$1598
23 ⁵ / ₈ "	59 ¹ / ₁₆ "	29"	TS5ACL2460R	\$1485
23 ⁵ / ₈ "	64 ¹⁵ / ₁₆ "	29"	TS5ACL2466R	\$1555
23 ⁵ / ₈ "	70 ⁷ / ₈ "	29"	TS5ACL2472R	\$1626

Two Lateral Files

19 ¹¹ / ₁₆ "	70 ⁷ / ₈ "	29"	TS5ACLL2072	\$2387
23 ⁵ / ₈ "	70 ⁷ / ₈ "	29"	TS5ACLL2472	\$2414

Executive Payback

Lateral File Left

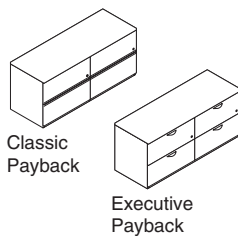
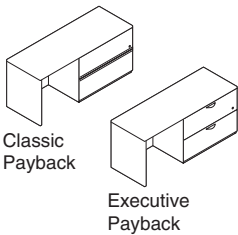
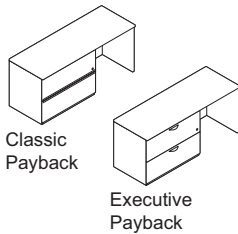
19 ¹¹ / ₁₆ "	59 ¹ / ₁₆ "	29 ¹ / ₂ "	TS5AECL60L	\$1641
19 ¹¹ / ₁₆ "	64 ¹⁵ / ₁₆ "	29 ¹ / ₂ "	TS5AECL66L	\$1712
19 ¹¹ / ₁₆ "	70 ⁷ / ₈ "	29 ¹ / ₂ "	TS5AECL72L	\$1780
23 ⁵ / ₈ "	59 ¹ / ₁₆ "	29 ¹ / ₂ "	TS5AECL460L	\$1670
23 ⁵ / ₈ "	64 ¹⁵ / ₁₆ "	29 ¹ / ₂ "	TS5AECL466L	\$1739
23 ⁵ / ₈ "	70 ⁷ / ₈ "	29 ¹ / ₂ "	TS5AECL472L	\$1808

Lateral File Right

19 ¹¹ / ₁₆ "	59 ¹ / ₁₆ "	29 ¹ / ₂ "	TS5AECL60R	\$1641
19 ¹¹ / ₁₆ "	64 ¹⁵ / ₁₆ "	29 ¹ / ₂ "	TS5AECL66R	\$1712
19 ¹¹ / ₁₆ "	70 ⁷ / ₈ "	29 ¹ / ₂ "	TS5AECL72R	\$1780
23 ⁵ / ₈ "	59 ¹ / ₁₆ "	29 ¹ / ₂ "	TS5AECL460R	\$1670
23 ⁵ / ₈ "	64 ¹⁵ / ₁₆ "	29 ¹ / ₂ "	TS5AECL466R	\$1739
23 ⁵ / ₈ "	70 ⁷ / ₈ "	29 ¹ / ₂ "	TS5AECL472R	\$1808

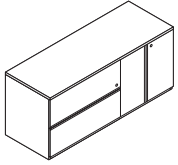
Two Lateral Files

19 ¹¹ / ₁₆ "	70 ⁷ / ₈ "	29 ¹ / ₂ "	TS5AECLL72	\$2570
23 ⁵ / ₈ "	70 ⁷ / ₈ "	29 ¹ / ₂ "	TS5AECLL472	\$2600



 **For Canadian Pricing**
Multiply U.S. Price by the
Canadian price factor.
► See page 1 for details.

Credenzas with Lateral File and Cabinet



Tip: Grain direction of back panel runs horizontally. Grain direction of end panels runs vertically.

Tip: Field-installed, key-specific lock cylinders must be ordered separately.
► Page 588

Tip: Leveling glides are adjustable up to 3/4"H.

Tip: Plywood striping does not match laminate finishes. Plywood striping is offered in three finishes that complement some of the laminates.

	Standard Includes	Required to Specify
► Need help? Product details, page 97	<ul style="list-style-type: none"> Credenza with full-height back panel: worksurface laminate and vertical surfaces laminate 1"-thick worksurface edges with square edge profile on Classic Payback: high-impact plastic to match worksurface 1½"-thick worksurface edges with ribbed edge profile on Executive Payback: high-impact plastic to match worksurface Integral pull on Classic Payback doors and drawers: 6000 Black plastic Waterfall pull on Executive Payback doors and drawers: 7207 Black Adjustable shelf in double-door cabinet Steel drawer interiors: black paint only Full-extension, heavy-duty ball-bearing glide drawer suspensions Frames in file drawers to accommodate side-to-side filing of letter-size or legal-size hanging file folders Locks on files and door, keyed randomly, FR series Safety interlock to prevent more than one drawer being opened at a time Integral pull on Classic Payback cabinet doors Waterfall pull on Executive Payback cabinet doors Adjustable leveling glides Shipped fully assembled 	<ol style="list-style-type: none"> Style number Laminate color number for worksurface Vertical laminate color number for credenza Finish color number for lock Options, if selected (see below) <p>► See <i>Surface Materials</i>, page 570.</p>

	Options	U.S. Price	Required to Specify
Worksurface Edge Band Detail	<ul style="list-style-type: none"> Light plywood striping detail, square edge profile Medium plywood striping detail, square edge profile Dark plywood striping detail, square edge profile Flat square edge profile on Executive Payback only 	No cost No cost No cost No cost	Specify with light plywood striping. Specify with medium plywood striping. Specify with dark plywood striping. Specify with flat square edge profile.
Pulls	<ul style="list-style-type: none"> Integral pulls on Classic Payback only: 6699 Platinum Waterfall pulls on Executive Payback only: 4799 Platinum Payback handle pulls: 0835 Black Payback handle pulls: 4799 Platinum Ledge pulls: 7207 Black Ledge pulls: 4799 Platinum 	No cost +\$ 6 No cost +\$ 6 +\$ 29 +\$ 35	Specify with 6699 Platinum integral pulls. Specify with 4799 Platinum waterfall pulls. Specify with 0835 Black Payback handle pulls. Specify with 4799 Platinum Payback handle pulls. Specify with 7207 Black ledge pulls. Specify with 4799 Platinum ledge pulls.
Cable Management	<ul style="list-style-type: none"> Flip-up power unit 	+\$326	Left: Specify with VPFL and color number, Right: Specify with VPFR and color number.
Lock	<ul style="list-style-type: none"> Polished chrome Ember chrome 	No cost No cost	Specify with 9201 Polished Chrome lock. Specify with 9250 Ember Chrome lock.
Related Products	<ul style="list-style-type: none"> Front-to-back lateral file rail 		► Page 216



For Canadian Pricing
Multiply U.S. Price by the Canadian price factor.
► See page 1 for details.

Specification Information

Dimensions			Style Number	U.S. Base Price
D	W	H		

Classic Payback

Lateral File Left, Double-Door Cabinet Right

19 ¹¹ / ₁₆ "	64 ¹⁵ / ₁₆ "	29"	TS5ACSL2066	\$1898
19 ¹¹ / ₁₆ "	70 ⁷ / ₈ "	29"	TS5ACSL2072	\$1969
23 ⁵ / ₈ "	64 ¹⁵ / ₁₆ "	29"	TS5ACSL2466	\$1969
23 ⁵ / ₈ "	70 ⁷ / ₈ "	29"	TS5ACSL2472	\$2036

Double-Door Cabinet Left, Lateral File Right

19 ¹¹ / ₁₆ "	64 ¹⁵ / ₁₆ "	29"	TS5ACSR2066	\$1898
19 ¹¹ / ₁₆ "	70 ⁷ / ₈ "	29"	TS5ACSR2072	\$1969
23 ⁵ / ₈ "	64 ¹⁵ / ₁₆ "	29"	TS5ACSR2466	\$1969
23 ⁵ / ₈ "	70 ⁷ / ₈ "	29"	TS5ACSR2472	\$2036

Two Double-Door Cabinets

19 ¹¹ / ₁₆ "	64 ¹⁵ / ₁₆ "	29"	TS5ACSS2066	\$1481
19 ¹¹ / ₁₆ "	70 ⁷ / ₈ "	29"	TS5ACSS2072	\$1552
23 ⁵ / ₈ "	64 ¹⁵ / ₁₆ "	29"	TS5ACSS2466	\$1552
23 ⁵ / ₈ "	70 ⁷ / ₈ "	29"	TS5ACSS2472	\$1622

Executive Payback

Lateral File Left, Double-Door Cabinet Right

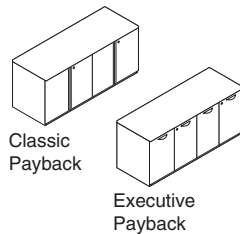
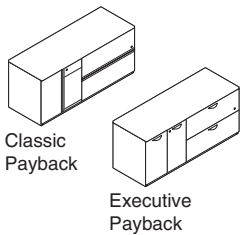
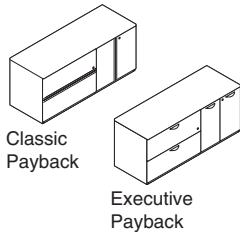
19 ¹¹ / ₁₆ "	64 ¹⁵ / ₁₆ "	29 ¹ / ₂ "	TS5AECLC66	\$2084
19 ¹¹ / ₁₆ "	70 ⁷ / ₈ "	29 ¹ / ₂ "	TS5AECLC72	\$2150
23 ⁵ / ₈ "	64 ¹⁵ / ₁₆ "	29 ¹ / ₂ "	TS5AECLC466	\$2150
23 ⁵ / ₈ "	70 ⁷ / ₈ "	29 ¹ / ₂ "	TS5AECLC472	\$2222

Double-Door Cabinet Left, Lateral File Right

19 ¹¹ / ₁₆ "	64 ¹⁵ / ₁₆ "	29 ¹ / ₂ "	TS5AECCL66	\$2084
19 ¹¹ / ₁₆ "	70 ⁷ / ₈ "	29 ¹ / ₂ "	TS5AECCL72	\$2150
23 ⁵ / ₈ "	64 ¹⁵ / ₁₆ "	29 ¹ / ₂ "	TS5AECCL466	\$2150
23 ⁵ / ₈ "	70 ⁷ / ₈ "	29 ¹ / ₂ "	TS5AECCL472	\$2222

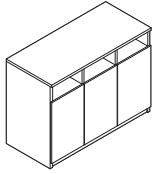
Two Double-Door Cabinets

19 ¹¹ / ₁₆ "	64 ¹⁵ / ₁₆ "	29 ¹ / ₂ "	TS5AECC66	\$1666
19 ¹¹ / ₁₆ "	70 ⁷ / ₈ "	29 ¹ / ₂ "	TS5AECC72	\$1735
23 ⁵ / ₈ "	64 ¹⁵ / ₁₆ "	29 ¹ / ₂ "	TS5AECC466	\$1735
23 ⁵ / ₈ "	70 ⁷ / ₈ "	29 ¹ / ₂ "	TS5AECC472	\$1805



 **For Canadian Pricing**
Multiply U.S. Price by the
Canadian price factor.
► See page 1 for details.

Buffet Credenzas



Tip: Grain direction of back panel runs horizontally. Grain direction of end panels runs vertically.

Tip: Leveling glides are adjustable up to 3/4"H.

Tip: Field-installed, key-specific lock cylinders must be ordered separately.

► Page 588

Tip: Plywood striping does not match laminate finishes. Plywood striping is offered in three finishes that complement some of the laminates.

Standard Includes

► Need help?
Product details,
page 97

- Credenza with full-height back panel: worksurface laminate and vertical surfaces laminate
- 1"-thick worksurface edges with square edge profile on Classic Payback: high-impact plastic to match worksurface
- 1½"-thick worksurface edges with ribbed edge profile on Executive Payback: high-impact plastic to match worksurface
- Integral pull on Classic Payback doors and drawers: 6000 Black plastic
- Waterfall pull on Executive Payback doors and drawers: 7207 Black
- Adjustable shelf in each double-door cabinet
- Adjustable leveling glides
- Shipped fully assembled

Required to Specify

- 1 Style number
 - 2 Laminate color number for worksurface
 - 3 Vertical laminate color number for credenza
 - 4 Options, if selected (see below)
- See *Surface Materials*, page 570.

	Options	U.S. Price	Required to Specify
Top Edge Band Detail	<ul style="list-style-type: none"> • Light plywood striping detail, square edge profile • Medium plywood striping detail, square edge profile • Dark plywood striping detail, square edge profile • Flat square edge profile on Executive Payback only 	No cost No cost No cost No cost	Specify with light plywood striping. Specify with medium plywood striping. Specify with dark plywood striping. Specify with flat square edge profile.
Pulls	<ul style="list-style-type: none"> • Integral pulls on Classic Payback only: 6699 Platinum • Waterfall pulls on Executive Payback only: 4799 Platinum • Payback handle pulls: 0835 Black • Payback handle pulls: 4799 Platinum • Ledge pulls: 7207 Black • Ledge pulls: 4799 Platinum 	No cost +\$ 6 No cost +\$ 6 +\$ 29 +\$ 35	Specify with 6699 Platinum integral pulls. Specify with 4799 Platinum waterfall pulls. Specify with 0835 Black Payback handle pulls. Specify with 4799 Platinum Payback handle pulls. Specify with 7207 Black ledge pulls. Specify with 4799 Platinum ledge pulls.
Lock	Lock in two doors, FR series <ul style="list-style-type: none"> • Polished chrome • Ember chrome 	+\$254 +\$254	Specify with 9201 Polished Chrome. Specify with 2950 Ember Chrome.



For Canadian Pricing

Multiply U.S. Price by the Canadian price factor.

► See page 1 for details.

Specification Information

Dimensions			Style Number	U.S. Base Price
D	W	H		

Classic Payback

Buffet-Height Credenzas with Open Shelves and Doors

23 ⁵ / ₈ "	47 ¹⁵ / ₁₆ "	36"	TS5ACSB2448P	\$1588
23 ⁵ / ₈ "	62 ¹ / ₄ "	36"	TS5ACSB2466P	\$1785
23 ⁵ / ₈ "	77 ¹ / ₂ "	36"	TS5ACSB2478P	\$1930

Buffet-Height Credenzas with Box Drawers and Doors

23 ⁵ / ₈ "	47 ¹⁵ / ₁₆ "	36"	TS5ACSB2448B	\$1747
23 ⁵ / ₈ "	62 ¹ / ₄ "	36"	TS5ACSB2466B	\$1964
23 ⁵ / ₈ "	77 ¹ / ₂ "	36"	TS5ACSB2478B	\$2125

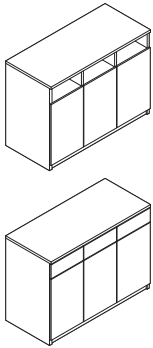
Executive Payback

Buffet-Height Credenzas with Open Shelves and Doors

23 ⁵ / ₈ "	47 ¹⁵ / ₁₆ "	36 ¹ / ₂ "	TS5AECB448P	\$1773
23 ⁵ / ₈ "	62 ¹ / ₄ "	36 ¹ / ₂ "	TS5AECB466P	\$1997
23 ⁵ / ₈ "	77 ¹ / ₂ "	36 ¹ / ₂ "	TS5AECB478P	\$2159

Buffet-Height Credenzas with Box Drawers and Doors

23 ⁵ / ₈ "	47 ¹⁵ / ₁₆ "	36 ¹ / ₂ "	TS5AECB448B	\$1952
23 ⁵ / ₈ "	62 ¹ / ₄ "	36 ¹ / ₂ "	TS5AECB466B	\$2196
23 ⁵ / ₈ "	77 ¹ / ₂ "	36 ¹ / ₂ "	TS5AECB478B	\$2375



Tip: Box drawers do not lock.

Tip: 47¹⁵/₁₆"W credenzas have three doors. 62¹/₄"W credenzas have four doors. 77¹/₂"W credenzas have five doors.



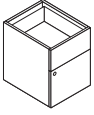
For Canadian Pricing

Multiply U.S. Price by the Canadian price factor.

► See page 1 for details.

Pedestals

Field-Installed Under-Worksurface



Tip: Under-worksurface pedestals are not visually compatible with assembled desk pedestals.

Tip: Field-installed, key-specific lock cylinders must be ordered separately.

► Page 588

Tip: Integral pulls are blocked when two pedestals are field-installed side by side underneath a worksurface. Handle or ledge pulls must be specified.

	Standard Includes	Required to Specify
► Need help? Product details, page 97	<ul style="list-style-type: none"> Pedestal: laminate Integral pull on Classic Payback drawers: 6000 Black plastic Waterfall pull on Executive Payback drawers: 7207 Black Drawer interiors: black laminate only Full-extension, heavy-duty ball-bearing drawer suspensions One pencil tray in box drawer: black plastic only Lock on drawer, keyed randomly, FR series File drawers to accommodate front-to-back filing of letter-size hanging file folders or side-to-side filing of legal-size hanging file folders Attachment hardware Adjustable leveling glides on box-box file and file-file pedestal Shipped fully assembled 	<ol style="list-style-type: none"> Style number Vertical laminate color number for pedestal Finish color number for lock Options, if selected (see below) <p>► See <i>Surface Materials</i>, page 570.</p>

	Options	U.S. Price	Required to Specify
Pulls	<ul style="list-style-type: none"> Integral pulls on Classic Payback only: 6699 Platinum Waterfall pulls on Executive Payback only: 4799 Platinum Payback handle pulls: 0835 Black Payback handle pulls: 4799 Platinum Ledge pulls: 7207 Black Ledge pulls: 4799 Platinum 	<p>No cost</p> <p>+\$ 6</p> <p>No cost</p> <p>+\$ 6</p> <p>+\$29</p> <p>+\$35</p>	<p>Specify with 6699 Platinum integral pulls.</p> <p>Specify with 4799 Platinum waterfall pulls.</p> <p>Specify with 0835 Black Payback handle pulls.</p> <p>Specify with 4799 Platinum Payback handle pulls.</p> <p>Specify with 7207 Black ledge pulls.</p> <p>Specify with 4799 Platinum ledge pulls.</p>
Lock	<ul style="list-style-type: none"> Polished chrome Ember chrome 	<p>No cost</p> <p>No cost</p>	<p>Specify with 9201 Polished Chrome lock.</p> <p>Specify with 9250 Ember Chrome lock.</p>



For Canadian Pricing

Multiply U.S. Price by the Canadian price factor.

► See page 1 for details.

Specification Information

Dimensions			Style	U.S.
D	W	H	Number	Base Price

Classic Payback

With Two Box Drawers

18¾"	15½"	12 ¹⁵ / ₁₆ "	TS5AFSBB	\$431
------	------	------------------------------------	-----------------	-------

With One File Drawer

18¾"	15½"	12 ¹⁵ / ₁₆ "	TS5AFSF	\$431
------	------	------------------------------------	----------------	-------

With One Box and One File Drawer

18¾"	15½"	18¾"	TS5AFSBF	\$590
------	------	------	-----------------	-------

With Two Box and One File Drawer

18¾"	15½"	27¾"	TS5AFSBBF	\$880
------	------	------	------------------	-------

With Two File Drawers

18¾"	15½"	27¾"	TS5AFSFF	\$880
------	------	------	-----------------	-------

With Slot and One Box and One File Drawer

18¾"	15½"	27¾"	TS5AFSOBF	\$880
------	------	------	------------------	-------

Executive Payback

With Two Box Drawers

18¾"	15½"	12 ¹⁵ / ₁₆ "	TS5AEFSBB	\$431
------	------	------------------------------------	------------------	-------

With One File Drawer

18¾"	15½"	12 ¹⁵ / ₁₆ "	TS5AEFSF	\$431
------	------	------------------------------------	-----------------	-------

With One Box and One File Drawer

18¾"	15½"	18¾"	TS5AEFSBF	\$590
------	------	------	------------------	-------

With Two Box and One File Drawer

18¾"	15½"	27¾"	TS5AEFSBBF	\$880
------	------	------	-------------------	-------

With Two File Drawers

18¾"	15½"	27¾"	TS5AEFSFF	\$880
------	------	------	------------------	-------

With Slot and One Box and One File Drawer

18¾"	15½"	27¾"	TS5AEFOBF	\$880
------	------	------	------------------	-------



Classic Payback



Executive Payback



Classic Payback



Executive Payback



Classic Payback



Executive Payback



Classic Payback



Executive Payback



Classic Payback



Executive Payback



Classic Payback



Executive Payback

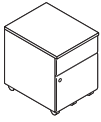


For Canadian Pricing

Multiply U.S. Price by the Canadian price factor.

► See page 1 for details.

Mobile Pedestals



Tip: The top is recessed behind drawer. Front edge profile on top is not visible.

Tip: Field-installed, key-specific lock cylinders must be ordered separately.

► Page 588

	Standard Includes	Required to Specify
► Need help? Product details, page 97	<ul style="list-style-type: none"> • Pedestal: laminate • Integral pull on Classic Payback drawers: 6000 Black plastic • Waterfall pull on Executive Payback drawers: 7207 Black • Drawer interiors: black laminate only • Full-extension, heavy-duty ball-bearing drawer suspensions • One pencil tray in box drawer: black plastic only • Lock on drawer, keyed randomly, FR series • File drawers to accommodate front-to-back filing of letter-size hanging file folders or side-to-side filing of legal-size hanging file folders • Dual-wheel locking casters: black only 	1 Style number 2 Vertical laminate color number for pedestal 3 Finish color number for lock 4 Options, if selected (see below) ► See <i>Surface Materials</i> , page 570.

	Options	U.S. Price	Required to Specify
Pulls	• Integral pulls on Classic Payback only: 6699 Platinum	No cost	Specify with 6699 Platinum integral pulls.
	• Waterfall pulls on Executive Payback only: 4799 Platinum	+\$ 6	Specify with 4799 Platinum waterfall pulls.
	• Payback handle pulls: 0835 Black	No cost	Specify with 0835 Black Payback handle pulls.
	• Payback handle pulls: 4799 Platinum	+\$ 6	Specify with 4799 Platinum Payback handle pulls.
	• Ledge pulls: 7207 Black	+\$29	Specify with 7207 Black ledge pulls.
	• Ledge pulls: 4799 Platinum	+\$35	Specify with 4799 Platinum ledge pulls.
Lock	• Polished chrome	No cost	Specify with 9201 Polished Chrome lock.
	• Ember chrome	No cost	Specify with 9250 Ember Chrome lock.



For Canadian Pricing

Multiply U.S. Price by the Canadian price factor.

► See page 1 for details.

Specification Information

Dimensions			Style Number	U.S. Base Price
D	W	H		

Classic Payback

With One Box and One File Drawer

18 ³ / ₄ "	15 ¹ / ₂ "	21"	TS5AFMBF	\$805
----------------------------------	----------------------------------	-----	-----------------	-------

With Two Box and One File Drawer

18 ³ / ₄ "	15 ¹ / ₂ "	27 ³ / ₄ "	TS5AFMBBF	\$930
----------------------------------	----------------------------------	----------------------------------	------------------	-------

With Two File Drawers

18 ³ / ₄ "	15 ¹ / ₂ "	27 ³ / ₄ "	TS5AFMFF	\$930
----------------------------------	----------------------------------	----------------------------------	-----------------	-------

With Slot and One Box and One File Drawer

18 ³ / ₄ "	15 ¹ / ₂ "	27 ³ / ₄ "	TS5AFMOBF	\$930
----------------------------------	----------------------------------	----------------------------------	------------------	-------

Executive Payback

With One Box and One File Drawer

18 ³ / ₄ "	15 ¹ / ₂ "	21"	TS5AEMBF	\$805
----------------------------------	----------------------------------	-----	-----------------	-------

With Two Box and One File Drawer

18 ³ / ₄ "	15 ¹ / ₂ "	27 ³ / ₄ "	TS5AEMBBF	\$930
----------------------------------	----------------------------------	----------------------------------	------------------	-------

With Two File Drawers

18 ³ / ₄ "	15 ¹ / ₂ "	27 ³ / ₄ "	TS5AEMFF	\$930
----------------------------------	----------------------------------	----------------------------------	-----------------	-------

With Slot and One Box and One File Drawer

18 ³ / ₄ "	15 ¹ / ₂ "	27 ³ / ₄ "	TS5AEMOBF	\$930
----------------------------------	----------------------------------	----------------------------------	------------------	-------



Classic Payback



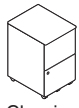
Executive Payback



Classic Payback



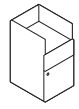
Executive Payback



Classic Payback



Executive Payback



Classic Payback



Executive Payback



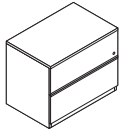
For Canadian Pricing

Multiply U.S. Price by the Canadian price factor.

► See page 1 for details.

Lateral Files

Freestanding



Tip: Field-installed, key-specific lock cylinders must be ordered separately.
 ▶ Page 588

Tip: Plywood striping does not match laminate finishes. Plywood striping is offered in three finishes that complement some of the laminates.

Note: Four drawer lateral files have horizontal grain direction on the back panels.

	Standard Includes	Required to Specify
▶ Need help? Product details, page 97	<ul style="list-style-type: none"> • Lateral file: top laminate and vertical surfaces laminate • 1"-thick top edges with square edge profile on Classic Payback: high-impact plastic to match top • 1½"-thick top edges with ribbed edge profile on Executive Payback: high-impact plastic to match top • Integral pull on Classic Payback drawers: 6000 Black plastic • Waterfall pull on Executive Payback drawers: 7207 Black • Lock on drawer, keyed randomly, FR lock • Label holders on three- and four-drawer lateral files only • Steel drawer interiors: black paint only • Full-extension, heavy-duty ball-bearing glide drawer suspensions • Frames in file drawers to accommodate side-to-side filing of letter-size or legal-size hanging file folders • Safety interlock to prevent more than one drawer being opened at a time • Adjustable leveling glides • Shipped fully assembled 	<ol style="list-style-type: none"> 1 Style number 2 Laminate color number for top of lateral file 3 Vertical laminate color number for lateral file 4 Finish color number for lock 5 Options, if selected (see below) <p>▶ See <i>Surface Materials</i>, page 570.</p>

	Options	U.S. Price	Required to Specify
Top Edge Band Detail	<ul style="list-style-type: none"> • Light plywood striping detail, square edge profile • Medium plywood striping detail, square edge profile • Dark plywood striping detail, square edge profile • Flat square edge profile on Executive Payback only 	No cost No cost No cost No cost	Specify with <i>light plywood striping</i> . Specify with <i>medium plywood striping</i> . Specify with <i>dark plywood striping</i> . Specify with <i>flat square edge profile</i> .
Pulls	<ul style="list-style-type: none"> • Integral pulls on Classic Payback only: 6699 Platinum • Waterfall pulls on Executive Payback only: 4799 Platinum • Payback handle pulls: 0835 Black • Payback handle pulls: 4799 Platinum • Ledge pulls: 7207 Black • Ledge pulls: 4799 Platinum 	No cost +\$ 6 No cost +\$ 6 +\$29 +\$35	Specify with <i>6699 Platinum integral pulls</i> . Specify with <i>4799 Platinum waterfall pulls</i> . Specify with <i>0835 Black Payback handle pulls</i> . Specify with <i>4799 Platinum Payback handle pulls</i> . Specify with <i>7207 Black ledge pulls</i> . Specify with <i>4799 Platinum ledge pulls</i> .
Lock	<ul style="list-style-type: none"> • Polished chrome • Ember chrome 	No cost No cost	Specify with <i>9201 Polished Chrome lock</i> . Specify with <i>9250 Ember Chrome lock</i> .
Related Products	<ul style="list-style-type: none"> • Front-to-back lateral file rail 		▶ Page 216



For Canadian Pricing
 Multiply U.S. Price by the Canadian price factor.
 ▶ See page 1 for details.

Specification Information

Dimensions			Style Number	U.S. Base Price
D	W	H		

Classic Payback

With Two Drawers

19 ¹¹ / ₁₆ "	29 ¹ / ₂ "	29"	TS5AL30F2	\$1185
19 ¹¹ / ₁₆ "	35 ⁷ / ₁₆ "	29"	TS5ALATF2	\$1256
23 ⁵ / ₈ "	29 ¹ / ₂ "	29"	TS5AL430F2	\$1256
23 ⁵ / ₈ "	35 ⁷ / ₁₆ "	29"	TS5AL436F2	\$1325

With Three Drawers

19 ¹¹ / ₁₆ "	35 ⁷ / ₁₆ "	43 ³ / ₄ "	TS5ALATF3	\$1735
------------------------------------	-----------------------------------	----------------------------------	------------------	--------

With Four Drawers

19 ¹¹ / ₁₆ "	35 ⁷ / ₁₆ "	57 ¹ / ₄ "	TS5ALATF4	\$2183
:	:	:	:	:

Executive Payback

With Two Drawers

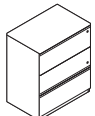
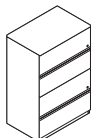
19 ¹¹ / ₁₆ "	29 ¹ / ₂ "	29 ¹ / ₂ "	TS5AEL30F2	\$1303
19 ¹¹ / ₁₆ "	35 ⁷ / ₁₆ "	29 ¹ / ₂ "	TS5AELATF2	\$1374
23 ⁵ / ₈ "	29 ¹ / ₂ "	29 ¹ / ₂ "	TS5AEL430F2	\$1374
23 ⁵ / ₈ "	35 ⁷ / ₁₆ "	29 ¹ / ₂ "	TS5AEL436F2	\$1441

With Three Drawers

19 ¹¹ / ₁₆ "	35 ⁷ / ₁₆ "	44 ¹ / ₄ "	TS5AELATF3	\$1853
------------------------------------	-----------------------------------	----------------------------------	-------------------	--------

With Four Drawers

19 ¹¹ / ₁₆ "	35 ⁷ / ₁₆ "	57 ³ / ₄ "	TS5AELATF4	\$2301
:	:	:	:	:

Classic
PaybackExecutive
PaybackClassic
PaybackExecutive
PaybackClassic
PaybackExecutive
Payback**For Canadian Pricing**

Multiply U.S. Price by the
Canadian price factor.

► See page 1 for details.

Lateral Files

Field-Installed Beneath Shells

Tip: Field-installed, key-specific lock cylinders must be ordered separately.
▶ Page 588

	Standard Includes	Required to Specify
▶ Need help? Product details, page 97	<ul style="list-style-type: none"> Lateral file with full end panels left and right: laminate Integral pull on Classic Payback drawers: 6000 Black plastic Waterfall pull on Executive Payback drawers: 7207 Black Steel drawer interiors: black paint only Full-extension, heavy-duty ball-bearing drawer suspensions Lock on top drawer, keyed randomly, FR series Frames in file drawers to accommodate side-to-side filing of letter-size or legal-size hanging file folders Safety interlock to prevent more than one drawer being opened at a time Adjustable leveling glides Shipped fully assembled 	<ol style="list-style-type: none"> Style number Vertical laminate color number for lateral file Finish color number for lock Options, if selected (see below) <p>▶ See <i>Surface Materials</i>, page 570.</p>

	Options	U.S. Price	Required to Specify
Pulls	<ul style="list-style-type: none"> Integral pulls on Classic Payback only: 6699 Platinum Waterfall pulls on Executive Payback only: 4799 Platinum Payback handle pulls: 0835 Black Payback handle pulls: 4799 Platinum Ledge pulls: 7207 Black Ledge pulls: 4799 Platinum 	<p>No cost</p> <p>+\$ 6</p> <p>No cost</p> <p>+\$ 6</p> <p>+\$29</p> <p>+\$35</p>	<p>Specify with 6699 Platinum integral pulls.</p> <p>Specify with 4799 Platinum waterfall pulls.</p> <p>Specify with 0835 Black Payback handle pulls.</p> <p>Specify with 4799 Platinum Payback handle pulls.</p> <p>Specify with 7207 Black ledge pulls.</p> <p>Specify with 4799 Platinum ledge pulls.</p>
Lock	<ul style="list-style-type: none"> Polished chrome Ember chrome 	<p>No cost</p> <p>No cost</p>	<p>Specify with 9201 Polished Chrome lock.</p> <p>Specify with 9250 Ember Chrome lock.</p>
Related Products	<ul style="list-style-type: none"> Front-to-back lateral file rail 		▶ Page 216

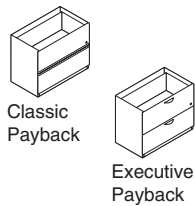
Specification Information									
Dimensions			Style Number	U.S. Base Price	Dimensions			Style Number	U.S. Base Price
D	W	H			D	W	H		
18 3/4"	29 9/16"	27 9/16"	TS5AL30M2	\$1116	18 3/4"	29 1/2"	27 9/16"	TS5AEL30M2	\$1116
18 3/4"	35 7/16"	27 9/16"	TS5ALATM2	\$1185	18 3/4"	35 7/16"	27 9/16"	TS5AELATM2	\$1185

Classic Payback

18 3/4"	29 9/16"	27 9/16"	TS5AL30M2	\$1116
18 3/4"	35 7/16"	27 9/16"	TS5ALATM2	\$1185

Executive Payback

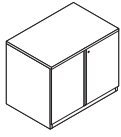
18 3/4"	29 1/2"	27 9/16"	TS5AEL30M2	\$1116
18 3/4"	35 7/16"	27 9/16"	TS5AELATM2	\$1185



 **For Canadian Pricing**
Multiply U.S. Price by the Canadian price factor.
▶ See page 1 for details.

Storage Cabinets

Freestanding



Tip: Field-installed, key-specific lock cylinders must be ordered separately.

► Page 588

Tip: Plywood striping does not match laminate finishes. Plywood striping is offered in three finishes that complement some of the laminates.

	Standard Includes	Required to Specify
► Need help? Product details, page 97	<ul style="list-style-type: none"> Storage cabinet: top laminate and vertical surfaces laminate 1"-thick top edges with square edge profile on Classic Payback: high-impact plastic to match top 1½"-thick top edges with ribbed edge profile on Executive Payback: high-impact plastic to match top Integral pull on Classic Payback doors and/or drawers: 6000 Black plastic Waterfall pull on Executive Payback doors and/or drawers: 7207 Black Drawer interiors: black laminate only Full-extension, heavy-duty ball-bearing drawer suspensions Lock on door and drawer, keyed randomly, FR series File drawers to accommodate front-to-back filing of letter-size hanging file folders or side-to-side filing of legal-size hanging file folders Door hinged at left on cabinet with door and two drawers One adjustable-height shelf Adjustable leveling glides Shipped fully assembled 	<ol style="list-style-type: none"> Style number Laminate color number for top of storage cabinet Vertical laminate color number for storage cabinet Finish color number for lock Options, if selected (see below) <p>► See <i>Surface Materials</i>, page 570.</p>

	Options	U.S. Price	Required to Specify
Top Edge Band Detail	<ul style="list-style-type: none"> Light plywood striping detail, square edge profile Medium plywood striping detail, square edge profile Dark plywood striping detail, square edge profile Flat square edge profile on Executive Payback only 	No cost No cost No cost No cost	Specify with <i>light plywood striping</i> . Specify with <i>medium plywood striping</i> . Specify with <i>dark plywood striping</i> . Specify with <i>flat square edge profile</i> .
Pulls	<ul style="list-style-type: none"> Integral pulls on Classic Payback only: 6699 Platinum Waterfall pulls on Executive Payback only: 4799 Platinum Payback handle pulls: 0835 Black Payback handle pulls: 4799 Platinum Ledge pulls: 7207 Black Ledge pulls: 4799 Platinum 	No cost +\$ 6 No cost +\$ 6 +\$29 +\$35	Specify with <i>6699 Platinum integral pulls</i> . Specify with <i>4799 Platinum waterfall pulls</i> . Specify with <i>0835 Black Payback handle pulls</i> . Specify with <i>4799 Platinum Payback handle pulls</i> . Specify with <i>7207 Black ledge pulls</i> . Specify with <i>4799 Platinum ledge pulls</i> .
Lock	<ul style="list-style-type: none"> Polished chrome Ember chrome 	No cost No cost	Specify with <i>9201 Polished Chrome lock</i> . Specify with <i>9250 Ember Chrome lock</i> .



For Canadian Pricing

Multiply U.S. Price by the Canadian price factor.

► See page 1 for details.

Specification Information

Dimensions			Style Number	U.S. Base Price
D	W	H		

Classic Payback

Double-Door Cabinet

19 ¹¹ / ₁₆ "	29 ¹ / ₂ "	29"	TS5AC30F	\$ 771
19 ¹¹ / ₁₆ "	35 ⁷ / ₁₆ "	29"	TS5ACABF	\$ 831
23 ⁵ / ₈ "	29 ¹ / ₂ "	29"	TS5AC304F	\$ 834
23 ⁵ / ₈ "	35 ⁷ / ₁₆ "	29"	TS5ACAB4F	\$ 898

Hinged Door Left and File Drawers Right

19 ¹¹ / ₁₆ "	35 ⁷ / ₁₆ "	29"	TS5AHSCLF	\$1154
23 ⁵ / ₈ "	35 ⁷ / ₁₆ "	29"	TS5AHSCL4F	\$1224

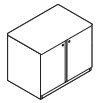
Executive Payback

Double-Door Cabinet

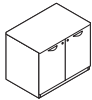
19 ¹¹ / ₁₆ "	29 ¹ / ₂ "	29 ¹ / ₂ "	TS5AEC30F	\$ 868
19 ¹¹ / ₁₆ "	35 ⁷ / ₁₆ "	29 ¹ / ₂ "	TS5AECABF	\$ 950
23 ⁵ / ₈ "	29 ¹ / ₂ "	29 ¹ / ₂ "	TS5AEC304F	\$ 953
23 ⁵ / ₈ "	35 ⁷ / ₁₆ "	29 ¹ / ₂ "	TS5AECAB4F	\$1018

Hinged Door Left and File Drawers Right

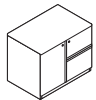
19 ¹¹ / ₁₆ "	35 ⁷ / ₁₆ "	29 ¹ / ₂ "	TS5AEHSCLF	\$1272
23 ⁵ / ₈ "	35 ⁷ / ₁₆ "	29 ¹ / ₂ "	TS5AEHSCL4F	\$1342



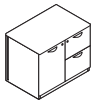
Classic Payback



Executive Payback



Classic Payback



Executive Payback



For Canadian Pricing

Multiply U.S. Price by the Canadian price factor.

► See page 1 for details.

Storage Cabinets

Field-Installed Beneath Shells

Tip: Field-installed, key-specific lock cylinders must be ordered separately.
▶ Page 588

Tip: Double-door cabinet does not lock.

	Standard Includes	Required to Specify
▶ Need help? Product details, page 97	<ul style="list-style-type: none"> Storage cabinet: laminate Integral pull on Classic Payback doors and/or drawers: 6000 Black plastic Waterfall pull on Executive Payback doors and/or drawers: 7207 Black Drawer interiors: black laminate only Full-extension, heavy-duty ball-bearing drawer suspensions Lock on door and drawer of cabinets with file drawers, keyed randomly, FR series File drawers to accommodate front-to-back filing of letter-size hanging file folders or side-to-side filing of legal-size hanging file folders Door hinged at left on cabinet with door and two drawers One adjustable-height shelf Adjustable leveling glides Shipped fully assembled 	<ol style="list-style-type: none"> 1 Style number 2 Vertical laminate color number for storage cabinet 3 Finish color number for lock 4 Options, if selected (see below) <p>▶ See <i>Surface Materials</i>, page 570.</p>

	Options	U.S. Price	Required to Specify
Pulls	<ul style="list-style-type: none"> Integral pulls on Classic Payback only: 6699 Platinum Waterfall pulls on Executive Payback only: 4799 Platinum Payback handle pulls: 0835 Black Payback handle pulls: 4799 Platinum Ledge pulls: 7207 Black Ledge pulls: 4799 Platinum 	No cost +\$ 6 No cost +\$ 6 +\$29 +\$35	Specify with 6699 Platinum integral pulls. Specify with 4799 Platinum waterfall pulls. Specify with 0835 Black Payback handle pulls. Specify with 4799 Platinum Payback handle pulls. Specify with 7207 Black ledge pulls. Specify with 4799 Platinum ledge pulls.
Lock	<ul style="list-style-type: none"> Polished chrome Ember chrome 	No cost No cost	Specify with 9201 Polished Chrome lock. Specify with 9250 Ember Chrome lock.

Specification Information					
Dimensions	Style	U.S.	Dimensions	Style	U.S.
D W H	Number	Base Price	D W H	Number	Base Price
.....

Classic Payback

Double-Door Cabinet

18¾"	29½"	27⅞"	TS5AC30M	\$ 707
18¾"	35⅞"	27⅞"	TS5ACABM	\$ 762

Executive Payback

Double-Door Cabinet

18¾"	29½"	27⅞"	TS5AEC30M	\$ 707
18¾"	35⅞"	27⅞"	TS5AECABM	\$ 762

Hinged Door Left and File Drawers Right

18¾"	35⅞"	27⅞"	TS5AHSCLM	\$1087
.....

Hinged Door Left and File Drawers Right

18¾"	35⅞"	27⅞"	TS5AEHSCLM	\$1087
.....



Classic Payback



Executive Payback



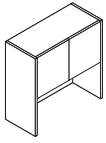
Classic Payback



Executive Payback

Overhead Storage Cabinets

With Doors



Tip: Open overhead storage cabinets cannot be converted to closed overhead cabinets by adding doors and hinges.

Tip: Plywood striping does not match laminate finishes. Plywood striping is offered in three finishes that complement some of the laminates.

Tip: Field-installed, key-specific lock cylinders must be ordered separately.
▶ Page 588

Standard Includes		Required to Specify	
▶ Need help? Product details, page 98	<ul style="list-style-type: none"> Cabinet with finished back: top laminate and vertical surfaces laminate 1"-thick top edges with square edge profile on Classic Payback: high-impact plastic to match top 1½"-thick top edges with ribbed edge profile on Executive Payback: high-impact plastic to match top Hinged doors One bottom fixed shelf Attachment hardware Cable access space at bottom of back panel Shipped fully assembled 	1 Style number 2 Laminate color number for top 3 Vertical laminate color number for cabinet 4 Options, if selected (see below) ▶ See <i>Surface Materials</i> , page 570.	
Options		U.S. Price	Required to Specify
Top Edge Band Detail	• Light plywood striping detail, square edge profile	No cost	Specify <i>with light plywood striping</i> .
	• Medium plywood striping detail, square edge profile	No cost	Specify <i>with medium plywood striping</i> .
	• Dark plywood striping detail, square edge profile	No cost	Specify <i>with dark plywood striping</i> .
	• Flat square edge profile on Executive Payback only	No cost	Specify <i>with flat square edge profile</i> .
Door Option	• Laminate locking door FR series: 9201 Polished Chrome or 9250 Ember Chrome	+\$160	Specify <i>with 9201 Polished Chrome lock or with 9250 Ember Chrome lock</i> .
	• Non-locking frosted acrylic door	+\$134 per door	Specify <i>with frosted acrylic door</i> .
Related Products	• Tackboards		▶ Page 169
	• Wire manager		▶ Page 215



For Canadian Pricing

Multiply U.S. Price by the Canadian price factor.

▶ See page 1 for details.

Specification Information

Dimensions			Style Number	U.S. Base Price
D	W	H		

Classic Payback

With Two Doors

15 ³ / ₄ "	29 ¹ / ₂ "	35 ⁷ / ₁₆ "	TS5ASMD30	\$ 677
15 ³ / ₄ "	35 ⁷ / ₁₆ "	35 ⁷ / ₁₆ "	TS5ASMD36	\$ 731
15 ³ / ₄ "	41 ⁵ / ₁₆ "	35 ⁷ / ₁₆ "	TS5ASMD42	\$ 786
15 ³ / ₄ "	29 ¹ / ₂ "	41 ¹⁵ / ₁₆ "	TS5ASMD3043	\$ 814
15 ³ / ₄ "	35 ⁷ / ₁₆ "	41 ¹⁵ / ₁₆ "	TS5ASMD3643	\$ 871
15 ³ / ₄ "	41 ⁵ / ₁₆ "	41 ¹⁵ / ₁₆ "	TS5ASMD4243	\$ 925

With Three Doors

15 ³ / ₄ "	47 ¹ / ₄ "	35 ⁷ / ₁₆ "	TS5ASMD48	\$ 843
15 ³ / ₄ "	47 ¹ / ₄ "	41 ¹⁵ / ₁₆ "	TS5ASMD4843	\$ 980

With Four Doors

15 ³ / ₄ "	53 ¹ / ₈ "	35 ⁷ / ₁₆ "	TS5ASMD54	\$ 897
15 ³ / ₄ "	59 ¹ / ₁₆ "	35 ⁷ / ₁₆ "	TS5ASMD60	\$ 988
15 ³ / ₄ "	64 ¹⁵ / ₁₆ "	35 ⁷ / ₁₆ "	TS5ASMD66	\$1042
15 ³ / ₄ "	70 ⁷ / ₈ "	35 ⁷ / ₁₆ "	TS5ASMD72	\$1253
15 ³ / ₄ "	76 ³ / ₄ "	35 ⁷ / ₁₆ "	TS5ASMD78	\$1462
15 ³ / ₄ "	53 ¹ / ₈ "	41 ¹⁵ / ₁₆ "	TS5ASMD5443	\$1036
15 ³ / ₄ "	59 ¹ / ₁₆ "	41 ¹⁵ / ₁₆ "	TS5ASMD6043	\$1128
15 ³ / ₄ "	64 ¹⁵ / ₁₆ "	41 ¹⁵ / ₁₆ "	TS5ASMD6643	\$1183
15 ³ / ₄ "	70 ⁷ / ₈ "	41 ¹⁵ / ₁₆ "	TS5ASMD7243	\$1394
15 ³ / ₄ "	76 ³ / ₄ "	41 ¹⁵ / ₁₆ "	TS5ASMD7843	\$1601

Executive Payback

With Two Doors

15 ³ / ₄ "	29 ¹ / ₂ "	35 ⁷ / ₁₆ "	TS5AEOH30	\$ 752
15 ³ / ₄ "	35 ⁷ / ₁₆ "	35 ⁷ / ₁₆ "	TS5AEOH36	\$ 808
15 ³ / ₄ "	41 ⁵ / ₁₆ "	35 ⁷ / ₁₆ "	TS5AEOH42	\$ 864
15 ³ / ₄ "	29 ¹ / ₂ "	41 ¹⁵ / ₁₆ "	TS5AEOH3043	\$ 891
15 ³ / ₄ "	35 ⁷ / ₁₆ "	41 ¹⁵ / ₁₆ "	TS5AEOH3643	\$ 948
15 ³ / ₄ "	41 ⁵ / ₁₆ "	41 ¹⁵ / ₁₆ "	TS5AEOH4243	\$1001

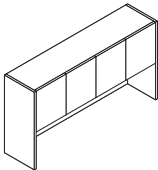
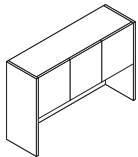
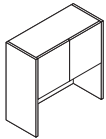
With Three Doors

15 ³ / ₄ "	47 ¹ / ₄ "	35 ⁷ / ₁₆ "	TS5AEOH48	\$ 918
15 ³ / ₄ "	47 ¹ / ₄ "	41 ¹⁵ / ₁₆ "	TS5AEOH4843	\$1058

With Four Doors

15 ³ / ₄ "	53 ¹ / ₈ "	35 ⁷ / ₁₆ "	TS5AEOH54	\$1001
15 ³ / ₄ "	59 ¹ / ₁₆ "	35 ⁷ / ₁₆ "	TS5AEOH60	\$1093
15 ³ / ₄ "	64 ¹⁵ / ₁₆ "	35 ⁷ / ₁₆ "	TS5AEOH66	\$1148
15 ³ / ₄ "	70 ⁷ / ₈ "	35 ⁷ / ₁₆ "	TS5AEOH72	\$1372
15 ³ / ₄ "	76 ³ / ₄ "	35 ⁷ / ₁₆ "	TS5AEOH78	\$1580
15 ³ / ₄ "	53 ¹ / ₈ "	41 ¹⁵ / ₁₆ "	TS5AEOH5443	\$1140
15 ³ / ₄ "	59 ¹ / ₁₆ "	41 ¹⁵ / ₁₆ "	TS5AEOH6043	\$1232
15 ³ / ₄ "	64 ¹⁵ / ₁₆ "	41 ¹⁵ / ₁₆ "	TS5AEOH6643	\$1288
15 ³ / ₄ "	70 ⁷ / ₈ "	41 ¹⁵ / ₁₆ "	TS5AEOH7243	\$1511
15 ³ / ₄ "	76 ³ / ₄ "	41 ¹⁵ / ₁₆ "	TS5AEOH7843	\$1739

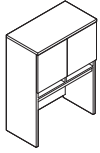
Classic and Executive Payback



 **For Canadian Pricing**
Multiply U.S. Price by the
Canadian price factor.
► See page 1 for details.

Overhead Storage Cabinets

With Doors and Organizer Slots



	Standard Includes	Required to Specify
► Need help? Product details, page 98	<ul style="list-style-type: none"> Cabinet with finished back: top laminate and vertical surfaces laminate 1"-thick top edges with square edge profile on Classic Payback: high-impact plastic to match top 1½"-thick top edges with ribbed edge profile on Executive Payback: high-impact plastic to match top Hinged doors One bottom fixed shelf with open organizer shelves below Attachment hardware Cable access space at bottom of back panel Shipped fully assembled 	<ul style="list-style-type: none"> 1 Style number 2 Laminate color number for top 3 Vertical laminate color number for cabinet 4 Options, if selected (see below) <p>► See <i>Surface Materials</i>, page 570.</p>

Tip: Plywood striping does not match laminate finishes. Plywood striping is offered in three finishes that complement some of the laminates.

Tip: Field-installed, key-specific lock cylinders must be ordered separately.

► Page 588

	Options	U.S. Price	Required to Specify
Top Edge Band Detail	<ul style="list-style-type: none"> Light plywood striping detail, square edge profile Medium plywood striping detail, square edge profile Dark plywood striping detail, square edge profile Flat square edge profile on Executive Payback only 	<ul style="list-style-type: none"> No cost No cost No cost No cost 	<ul style="list-style-type: none"> Specify with <i>light plywood striping</i>. Specify with <i>medium plywood striping</i>. Specify with <i>dark plywood striping</i>. Specify with <i>flat square edge profile</i>.
Door Option	<ul style="list-style-type: none"> Laminate locking door FR series: 9201 Polished Chrome or 9250 Ember Chrome Non-locking frosted acrylic door 	<ul style="list-style-type: none"> +\$160 +\$134 per door 	<ul style="list-style-type: none"> Specify with <i>9201 Polished Chrome lock</i> or with <i>9250 Ember Chrome lock</i>. Specify with <i>frosted acrylic door</i>.
Related Products	<ul style="list-style-type: none"> Tackboards Wire manager 		<ul style="list-style-type: none"> ► Page 169 ► Page 215



For Canadian Pricing

Multiply U.S. Price by the Canadian price factor.

► See page 1 for details.

Specification Information

Dimensions			Style Number	U.S. Base Price
D	W	H		

Classic Payback

With Two Doors

15 ³ / ₄ "	29 ¹ / ₂ "	41 ¹⁵ / ₁₆ "	TS5ASMD3043B	\$ 896
15 ³ / ₄ "	35 ⁷ / ₁₆ "	41 ¹⁵ / ₁₆ "	TS5ASMD3643B	\$ 958
15 ³ / ₄ "	41 ⁵ / ₁₆ "	41 ¹⁵ / ₁₆ "	TS5ASMD4243B	\$1017

With Three Doors

15 ³ / ₄ "	47 ¹ / ₄ "	41 ¹⁵ / ₁₆ "	TS5ASMD4843B	\$1079
----------------------------------	----------------------------------	------------------------------------	---------------------	--------

With Four Doors

15 ³ / ₄ "	53 ¹ / ₈ "	41 ¹⁵ / ₁₆ "	TS5ASMD5443B	\$1140
15 ³ / ₄ "	59 ¹ / ₁₆ "	41 ¹⁵ / ₁₆ "	TS5ASMD6043B	\$1240
15 ³ / ₄ "	64 ¹⁵ / ₁₆ "	41 ¹⁵ / ₁₆ "	TS5ASMD6643B	\$1301
15 ³ / ₄ "	70 ⁷ / ₈ "	41 ¹⁵ / ₁₆ "	TS5ASMD7243B	\$1534
15 ³ / ₄ "	76 ³ / ₄ "	41 ¹⁵ / ₁₆ "	TS5ASMD7843B	\$1761

Dimensions			Style Number	U.S. Base Price
D	W	H		

Executive Payback

With Two Doors

15 ³ / ₄ "	29 ¹ / ₂ "	41 ¹⁵ / ₁₆ "	TS5AEOH3043B	\$ 979
15 ³ / ₄ "	35 ⁷ / ₁₆ "	41 ¹⁵ / ₁₆ "	TS5AEOH3643B	\$1041
15 ³ / ₄ "	41 ⁵ / ₁₆ "	41 ¹⁵ / ₁₆ "	TS5AEOH4243B	\$1101

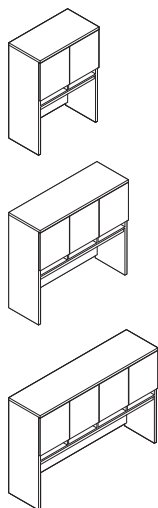
With Three Doors

15 ³ / ₄ "	47 ¹ / ₄ "	41 ¹⁵ / ₁₆ "	TS5AEOH4843B	\$1164
----------------------------------	----------------------------------	------------------------------------	---------------------	--------

With Four Doors

15 ³ / ₄ "	53 ¹ / ₈ "	41 ¹⁵ / ₁₆ "	TS5AEOH5443B	\$1254
15 ³ / ₄ "	59 ¹ / ₁₆ "	41 ¹⁵ / ₁₆ "	TS5AEOH6043B	\$1355
15 ³ / ₄ "	64 ¹⁵ / ₁₆ "	41 ¹⁵ / ₁₆ "	TS5AEOH6643B	\$1417
15 ³ / ₄ "	70 ⁷ / ₈ "	41 ¹⁵ / ₁₆ "	TS5AEOH7243B	\$1663
15 ³ / ₄ "	76 ³ / ₄ "	41 ¹⁵ / ₁₆ "	TS5AEOH7843B	\$1915

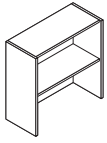
Classic and Executive Payback



 **For Canadian Pricing**
Multiply U.S. Price by the
Canadian price factor.
► See page 1 for details.

Overhead Storage Cabinets

Without Doors



Tip: Plywood striping does not match laminate finishes. Plywood striping is offered in three finishes that complement some of the laminates.

Standard Includes		Required to Specify
► Need help? Product details, page 98	<ul style="list-style-type: none"> Cabinet with finished back: top laminate and vertical surfaces laminate 1"-thick top edges with square edge profile on Classic Payback: high-impact plastic to match top 1 1/2"-thick top edges with ribbed edge profile on Executive Payback: high-impact plastic to match top One bottom fixed shelf Attachment hardware Cable access space at bottom of back panel Shipped fully assembled 	1 Style number 2 Laminate color number for top 3 Vertical laminate color number for cabinet 4 Options, if selected (see below) ► See <i>Surface Materials</i> , page 570.
Options		Required to Specify
Top Edge Band Detail	<ul style="list-style-type: none"> Light plywood striping detail, square edge profile Medium plywood striping detail, square edge profile Dark plywood striping detail, square edge profile Flat square edge profile on Executive Payback only 	Specify <i>with light plywood striping</i> . Specify <i>with medium plywood striping</i> . Specify <i>with dark plywood striping</i> . Specify <i>with flat square edge profile</i> .
Related Products	<ul style="list-style-type: none"> Tackboards Wire manager 	► Page 169 ► Page 215



For Canadian Pricing

Multiply U.S. Price by the Canadian price factor.

► See page 1 for details.

Specification Information

Dimensions			Style	U.S.
D	W	H	Number	Price

Classic Payback

One Compartment

15 ³ / ₄ "	29 ¹ / ₂ "	35 ⁷ / ₁₆ "	TS5ASM30	\$ 467
15 ³ / ₄ "	35 ⁷ / ₁₆ "	35 ⁷ / ₁₆ "	TS5ASM36	\$ 524
15 ³ / ₄ "	41 ⁵ / ₁₆ "	35 ⁷ / ₁₆ "	TS5ASM42	\$ 579
15 ³ / ₄ "	29 ¹ / ₂ "	41 ¹⁵ / ₁₆ "	TS5ASM3043	\$ 605
15 ³ / ₄ "	35 ⁷ / ₈ "	41 ¹⁵ / ₁₆ "	TS5ASM3643	\$ 662
15 ³ / ₄ "	41 ⁵ / ₁₆ "	41 ¹⁵ / ₁₆ "	TS5ASM4243	\$ 715

Two Compartments

15 ³ / ₄ "	47 ¹ / ₄ "	35 ⁷ / ₁₆ "	TS5ASM48	\$ 634
15 ³ / ₄ "	53 ¹ / ₈ "	35 ⁷ / ₁₆ "	TS5ASM54	\$ 690
15 ³ / ₄ "	59 ¹ / ₁₆ "	35 ⁷ / ₁₆ "	TS5ASM60	\$ 747
15 ³ / ₄ "	64 ¹⁵ / ₁₆ "	35 ⁷ / ₁₆ "	TS5ASM66	\$ 803
15 ³ / ₄ "	70 ⁷ / ₈ "	35 ⁷ / ₁₆ "	TS5ASM72	\$1010
15 ³ / ₄ "	76 ³ / ₄ "	35 ⁷ / ₁₆ "	TS5ASM78	\$1218
15 ³ / ₄ "	47 ¹ / ₄ "	41 ¹⁵ / ₁₆ "	TS5ASM4843	\$ 772
15 ³ / ₄ "	53 ¹ / ₈ "	41 ¹⁵ / ₁₆ "	TS5ASM5443	\$ 829
15 ³ / ₄ "	59 ¹ / ₁₆ "	41 ¹⁵ / ₁₆ "	TS5ASM6043	\$ 886
15 ³ / ₄ "	64 ¹⁵ / ₁₆ "	41 ¹⁵ / ₁₆ "	TS5ASM6643	\$ 941
15 ³ / ₄ "	70 ⁷ / ₈ "	41 ¹⁵ / ₁₆ "	TS5ASM7243	\$1148
15 ³ / ₄ "	76 ³ / ₄ "	41 ¹⁵ / ₁₆ "	TS5ASM7843	\$1357

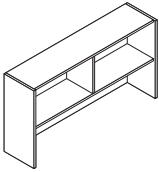
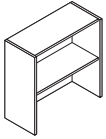
Executive Payback

One Compartment

15 ³ / ₄ "	29 ¹ / ₂ "	35 ⁷ / ₁₆ "	TS5AEOH30X	\$ 544
15 ³ / ₄ "	35 ⁷ / ₁₆ "	35 ⁷ / ₁₆ "	TS5AEOH36X	\$ 600
15 ³ / ₄ "	41 ⁵ / ₁₆ "	35 ⁷ / ₁₆ "	TS5AEOH42X	\$ 655
15 ³ / ₄ "	29 ¹ / ₂ "	41 ¹⁵ / ₁₆ "	TS5AEOH30X4	\$ 684
15 ³ / ₄ "	35 ⁷ / ₁₆ "	41 ¹⁵ / ₁₆ "	TS5AEOH36X4	\$ 740
15 ³ / ₄ "	41 ⁵ / ₁₆ "	41 ¹⁵ / ₁₆ "	TS5AEOH42X4	\$ 794

Two Compartments

15 ³ / ₄ "	47 ¹ / ₄ "	35 ⁷ / ₁₆ "	TS5AEOH48X	\$ 710
15 ³ / ₄ "	53 ¹ / ₈ "	35 ⁷ / ₁₆ "	TS5AEOH54X	\$ 794
15 ³ / ₄ "	59 ¹ / ₁₆ "	35 ⁷ / ₁₆ "	TS5AEOH60X	\$ 851
15 ³ / ₄ "	64 ¹⁵ / ₁₆ "	35 ⁷ / ₁₆ "	TS5AEOH66X	\$ 907
15 ³ / ₄ "	70 ⁷ / ₈ "	35 ⁷ / ₁₆ "	TS5AEOH72X	\$1128
15 ³ / ₄ "	76 ³ / ₄ "	35 ⁷ / ₁₆ "	TS5AEOH78X	\$1337
15 ³ / ₄ "	47 ¹ / ₄ "	41 ¹⁵ / ₁₆ "	TS5AEOH48X4	\$ 851
15 ³ / ₄ "	53 ¹ / ₈ "	41 ¹⁵ / ₁₆ "	TS5AEOH54X4	\$ 931
15 ³ / ₄ "	59 ¹ / ₁₆ "	41 ¹⁵ / ₁₆ "	TS5AEOH60X4	\$ 988
15 ³ / ₄ "	64 ¹⁵ / ₁₆ "	41 ¹⁵ / ₁₆ "	TS5AEOH66X4	\$1042
15 ³ / ₄ "	70 ⁷ / ₈ "	41 ¹⁵ / ₁₆ "	TS5AEOH72X4	\$1265
15 ³ / ₄ "	76 ³ / ₄ "	41 ¹⁵ / ₁₆ "	TS5AEOH78X4	\$1498

Classic and
Executive Payback

For Canadian Pricing

Multiply U.S. Price by the
Canadian price factor.

► See page 1 for details.

Corner Overhead Storage Cabinets

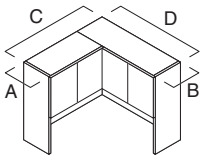
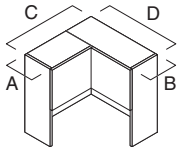
With Doors

	Standard Includes	Required to Specify
► Need help? Product details, page 98	<ul style="list-style-type: none"> Cabinet with finished back: top laminate and vertical surfaces laminate 1"-thick top edges with square edge profile on Classic Payback: high-impact plastic to match top 1½"-thick top edges with ribbed edge profile on Executive Payback: high-impact plastic to match top Hinged doors One bottom fixed shelf Attachment hardware Cable access space at bottom of back panels Shipped fully assembled 	1 Style number 2 Laminate color number for top of corner overhead storage cabinets 3 Vertical laminate color number for corner overhead storage cabinets 4 Options, if selected (see below) ► See <i>Surface Materials</i> , page 570.

Tip: Plywood striping does not match laminate finishes. Plywood striping is offered in three finishes that complement some of the laminates.

	Options	U.S. Price	Required to Specify
Top Edge Band Detail	<ul style="list-style-type: none"> Light plywood striping detail, square edge profile Medium plywood striping detail, square edge profile Dark plywood striping detail, square edge profile Flat square edge profile on Executive Payback only 	No cost No cost No cost No cost	Specify with <i>light plywood striping</i> . Specify with <i>medium plywood striping</i> . Specify with <i>dark plywood striping</i> . Specify with <i>flat square edge profile</i> .
Related Products	<ul style="list-style-type: none"> Tackboards Wire manager 		► Page 170 ► Page 215

Specification Information									
Dimensions					Style Number	U.S. Price	Style Number	U.S. Price	
A	B	C	D	H					
Classic Payback									
With Two Doors									
15¾"	15¾"	357/16"	357/16"	357/16"	TS5ASCD3636	\$1217			
15¾"	15¾"	357/16"	357/16"	4115/16"	TS5ACD36364	\$1427			
Executive Payback									
With Two Doors									
					TS5AE0H3636	\$1401			
					TS5AE036364	\$1609			
With Four Doors									
15¾"	15¾"	415/16"	415/16"	357/16"	TS5ASCD4242	\$1355			
15¾"	15¾"	471/4"	471/4"	357/16"	TS5ASCD4848	\$1497			
15¾"	15¾"	415/16"	415/16"	4115/16"	TS5ACD42424	\$1565			
15¾"	15¾"	471/4"	471/4"	4115/16"	TS5ACD48484	\$1704			
With Four Doors									
					TS5AE0H4242	\$1542			
					TS5AE0H4848	\$1680			
					TS5AE042424	\$1750			
					TS5AE048484	\$1888			



For Canadian Pricing

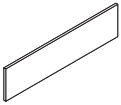
Multiply U.S. Price by the Canadian price factor.

► See page 1 for details.

Straight Tackboards

Straight Tackboards

Field-Installed



Tip: Tackboards are for use only with Classic and Executive Payback components and are not interchangeable with value tackboards.

Tip: Tackboards come with a spacer for the shelf light cord to be routed to the cable passthrough at the bottom of the overhead storage cabinet.

Standard Includes

- ▶ Need help? Product details, page 96
- Tackboard: fabric
- Attachment package

Required to Specify

- 1 Style number
 - 2 Fabric color number for tackboard
 - 3 Options, if selected (see below)
- ▶ See *Surface Materials*, page 570.

	Options	U.S. Price	Required to Specify
Surface Materials	• Kick standard fabric price group A	No cost	Specify fabric color number.
	• Fabric price group 1	+\$ 5	Specify fabric color number.
	• Fabric price group 2	+\$22	Specify fabric color number.
	• Fabric price group 3	+\$33	Specify fabric color number.
	• Fabric price group 4	+\$82	Specify fabric color number.
	• Fabric price group COM	+\$42	Specify fabric color number.
Fabric direction on 27⁵/₁₆"W and 56⁷/₈"W tackboards			
	• Vertical application	+\$ 9	Specify with vertical application.
Related Products	• Overhead storage cabinets		▶ Page 162

Specification Information

Dimensions			Style Number	U.S. Base Price
D	W	H		
9 ¹ / ₁₆ "	27 ⁵ / ₁₆ "	17"	TS5ATB30	\$270
9 ¹ / ₁₆ "	33 ¹ / ₄ "	17"	TS5ATB36	\$285
9 ¹ / ₁₆ "	39 ¹ / ₈ "	17"	TS5ATB42	\$298
9 ¹ / ₁₆ "	45 ¹ / ₁₆ "	17"	TS5ATB48	\$314
9 ¹ / ₁₆ "	51"	17"	TS5ATB54	\$327
9 ¹ / ₁₆ "	56 ⁷ / ₈ "	17"	TS5ATB60	\$353
9 ¹ / ₁₆ "	62 ³ / ₄ "	17"	TS5ATB66	\$382
9 ¹ / ₁₆ "	68 ¹¹ / ₁₆ "	17"	TS5ATB72	\$424
9 ¹ / ₁₆ "	74 ⁹ / ₁₆ "	17"	TS5ATB78	\$466
.

For 36"H Overhead Storage Cabinets

For 43"H Overhead Storage Cabinets with Organizer Slots

9 ¹ / ₁₆ "	27 ⁵ / ₁₆ "	19"	TS5ATB3019	\$298
9 ¹ / ₁₆ "	33 ¹ / ₄ "	19"	TS5ATB3619	\$314
9 ¹ / ₁₆ "	39 ¹ / ₈ "	19"	TS5ATB4219	\$327
9 ¹ / ₁₆ "	45 ¹ / ₁₆ "	19"	TS5ATB4819	\$340
9 ¹ / ₁₆ "	51"	19"	TS5ATB5419	\$353
9 ¹ / ₁₆ "	56 ⁷ / ₈ "	19"	TS5ATB6019	\$382
9 ¹ / ₁₆ "	62 ³ / ₄ "	19"	TS5ATB6619	\$424
9 ¹ / ₁₆ "	68 ¹¹ / ₁₆ "	19"	TS5ATB7219	\$466
9 ¹ / ₁₆ "	74 ⁹ / ₁₆ "	19"	TS5ATB7819	\$507
.

For 43"H Overhead Storage Cabinets

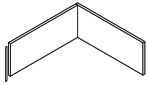
9 ¹ / ₁₆ "	27 ⁵ / ₁₆ "	23 ³ / ₄ "	TS5ATB3023	\$298
9 ¹ / ₁₆ "	33 ¹ / ₄ "	23 ³ / ₄ "	TS5ATB3623	\$314
9 ¹ / ₁₆ "	39 ¹ / ₈ "	23 ³ / ₄ "	TS5ATB4223	\$327
9 ¹ / ₁₆ "	45 ¹ / ₁₆ "	23 ³ / ₄ "	TS5ATB4823	\$340
9 ¹ / ₁₆ "	51"	23 ³ / ₄ "	TS5ATB5423	\$353
9 ¹ / ₁₆ "	56 ⁷ / ₈ "	23 ³ / ₄ "	TS5ATB6023	\$382
9 ¹ / ₁₆ "	62 ³ / ₄ "	23 ³ / ₄ "	TS5ATB6623	\$424
9 ¹ / ₁₆ "	68 ¹¹ / ₁₆ "	23 ³ / ₄ "	TS5ATB7223	\$466
9 ¹ / ₁₆ "	74 ⁹ / ₁₆ "	23 ³ / ₄ "	TS5ATB7823	\$507
.



For Canadian Pricing
Multiply U.S. Price by the Canadian price factor.
▶ See page 1 for details.

Corner Tackboards

Field-Installed



Tip: Tackboards are for use only with Classic and Executive Payback components and are not interchangeable with value tackboards.

Tip: Tackboards come with a spacer for the shelf light cord to be routed to the cable passthrough at the bottom of the overhead storage cabinet.

Standard Includes		Required to Specify	
► Need help? Product details, page 96	<ul style="list-style-type: none"> Tackboard: fabric Attachment package 	1 Style number 2 Fabric color number for tackboard 3 Options, if selected (see below) ► See <i>Surface Materials</i> , page 570.	
Options		Required to Specify	
Surface Materials	• Kick standard fabric price group A	No cost	Specify fabric color number.
	• Fabric price group 1	+\$ 5	Specify fabric color number.
	• Fabric price group 2	+\$22	Specify fabric color number.
	• Fabric price group 3	+\$33	Specify fabric color number.
	• Fabric price group 4	+\$82	Specify fabric color number.
	• Fabric price group COM	+\$42	Specify fabric color number.
Fabric direction on tackboards			
	• Vertical application	+\$ 9	Specify with vertical application.
Related Products	• Corner overhead storage cabinets	► Page 168	

Specification Information

Dimensions			Style Number	U.S. Base Price
D	W	H		

For 36"H Corner Overhead Storage Cabinets

33 ³ / ₁₆ "	33 ¹ / ₄ "	17"	TS5ATBC3636	\$555
39"	39 ¹ / ₈ "	17"	TS5ATBC4242	\$583
33 ³ / ₁₆ "	45 ¹ / ₈ "	17"	TS5ATBC4848	\$612

For 43"H Corner Overhead Storage Cabinets

33 ³ / ₁₆ "	33 ¹ / ₄ "	23 ³ / ₄ "	TS5ATB36361	\$612
39"	39 ¹ / ₈ "	23 ³ / ₄ "	TS5ATB42421	\$640
45 ¹ / ₁₆ "	45 ¹ / ₈ "	23 ³ / ₄ "	TS5ATB48481	\$667



For Canadian Pricing

Multiply U.S. Price by the Canadian price factor.

► See page 1 for details.

Wall-Mounted Overhead Storage Cabinets

With Doors

Wall-Mounted Overhead
Storage Cabinets

*Tip: Must anchor wall-mounted overhead storage to as many studs as possible. See below for requirements:
30" to 42"W = 1 stud required,
48" to 72"W = 2 studs required,
78"W = 3 studs required.*

Tip: Plywood striping does not match laminate finishes. Plywood striping is offered in three finishes that complement some of the laminates.

Tip: Field-installed, key-specific lock cylinders must be ordered separately.
▶ Page 588

Standard Includes		Required to Specify	
▶ Need help? Product details, page 98	<ul style="list-style-type: none"> Cabinet with finished back: top laminate and vertical surfaces laminate 1"-thick top edges with square edge profile on Classic Payback: high-impact plastic to match top 1½"-thick top edges with ribbed edge profile on Executive Payback: high-impact plastic to match top Hinged doors One bottom fixed shelf Wall attachment hardware Shipped fully assembled 	1 Style number 2 Laminate color number for top 3 Vertical laminate color number for cabinet 4 Options, if selected (see below) ▶ See <i>Surface Materials</i> , page 570.	
Options	U.S. Price	Required to Specify	
Top Edge Band Detail	<ul style="list-style-type: none"> Light plywood striping detail, square edge profile Medium plywood striping detail, square edge profile Dark plywood striping detail, square edge profile Flat square edge profile on Executive Payback only 	No cost	Specify with light plywood striping.
		No cost	Specify with medium plywood striping.
		No cost	Specify with dark plywood striping.
		No cost	Specify with flat square edge profile.
Lock	<ul style="list-style-type: none"> Laminate locking door, FR series: 9201 Polished Chrome or 9250 Ember Chrome Non-locking frosted acrylic door 	+\$160 +\$134 per door	Specify with 9201 Polished Chrome lock or with 9250 Ember Chrome lock. Specify with frosted acrylic door.
Related Products	• Wall-mounted tackboards	▶ Page 173	

Specification Information

Dimensions			Style Number	U.S. Base Price
D	W	H		
17"	29½"	17⅞"	TS5AWMD30	\$ 662
17"	35⅞"	17⅞"	TS5AWMD36	\$ 715
17"	41⅞"	17⅞"	TS5AWMD42	\$ 772
17"	47¼"	17⅞"	TS5AWMD48	\$ 829
17"	53⅞"	17⅞"	TS5AWMD54	\$ 886
17"	59⅞"	17⅞"	TS5AWMD60	\$ 975
17"	64⅞"	17⅞"	TS5AWMD66	\$1031
17"	70⅞"	17⅞"	TS5AWMD72	\$1238
17"	76¾"	17⅞"	TS5AWMD78	\$1445

Classic Payback

With Two Doors

17"	29½"	17⅞"	TS5AWMD30	\$ 662
17"	35⅞"	17⅞"	TS5AWMD36	\$ 715
17"	41⅞"	17⅞"	TS5AWMD42	\$ 772

With Three Doors

17"	47¼"	17⅞"	TS5AWMD48	\$ 829
-----	------	------	-----------	--------

With Four Doors

17"	53⅞"	17⅞"	TS5AWMD54	\$ 886
17"	59⅞"	17⅞"	TS5AWMD60	\$ 975
17"	64⅞"	17⅞"	TS5AWMD66	\$1031
17"	70⅞"	17⅞"	TS5AWMD72	\$1238
17"	76¾"	17⅞"	TS5AWMD78	\$1445

Executive Payback

With Two Doors

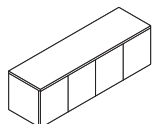
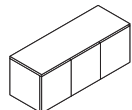
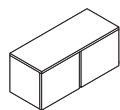
17"	29½"	18⅜"	TS5AEWMD30	\$ 740
17"	35⅞"	18⅜"	TS5AEWMD36	\$ 794
17"	41⅞"	18⅜"	TS5AEWMD42	\$ 851

With Three Doors

17"	47¼"	18⅜"	TS5AEWMD48	\$ 907
-----	------	------	------------	--------

With Four Doors

17"	53⅞"	18⅜"	TS5AEWMD54	\$ 988
17"	59⅞"	18⅜"	TS5AEWMD60	\$1080
17"	64⅞"	18⅜"	TS5AEWMD66	\$1135
17"	70⅞"	18⅜"	TS5AEWMD72	\$1357
17"	76¾"	18⅜"	TS5AEWMD78	\$1566



For Canadian Pricing
Multiply U.S. Price by the
Canadian price factor.
▶ See page 1 for details.

Wall-Mounted Overhead Storage Cabinets

Without Doors

Tip: Must anchor wall-mounted overhead storage to as many studs as possible. See below for requirements: 30" to 42"W = 1 stud required, 48" to 72"W = 2 studs required, 78"W = 3 studs required.

Tip: Plywood striping does not match laminate finishes. Plywood striping is offered in three finishes that complement some of the laminates.

Standard Includes	Required to Specify
<p>► Need help? Product details, page 98</p> <ul style="list-style-type: none"> Cabinet with finished back: top laminate and vertical surfaces laminate 1"-thick top edges with square edge profile on Classic Payback: high-impact plastic to match top 1½"-thick top edges with ribbed edge profile on Executive Payback: high-impact plastic to match top One bottom fixed shelf Wall attachment hardware Shipped fully assembled 	<ul style="list-style-type: none"> 1 Style number 2 Laminate color number for top 3 Vertical laminate color number for cabinet 4 Options, if selected (see below) <p>► See <i>Surface Materials</i>, page 570.</p>

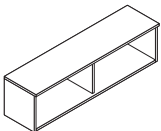
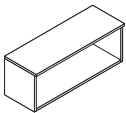
Options	U.S. Price	Required to Specify
Top Edge Band Detail		
• Light plywood striping detail, square edge profile	No cost	Specify with light plywood striping.
• Medium plywood striping detail, square edge profile	No cost	Specify with medium plywood striping.
• Dark plywood striping detail, square edge profile	No cost	Specify with dark plywood striping.
• Flat square edge profile on Executive Payback only	No cost	Specify with flat square edge profile.

Related Products

- Wall-mounted tackboards

► Page 173

Specification Information						Specification Information					
Dimensions			Style Number	U.S. Price		Dimensions			Style Number	U.S. Price	
D	W	H			D	W	H				
Classic Payback						Executive Payback					
One Compartment						One Compartment					
17"	29½"	17⅞"	TS5AWM30	\$ 453		17"	29½"	18⅜"	TS5AEWM30	\$ 531	
17"	35⅞"	17⅞"	TS5AWM36	\$ 509		17"	35⅞"	18⅜"	TS5AEWM36	\$ 584	
17"	41⅝"	17⅞"	TS5AWM42	\$ 565		17"	41⅝"	18⅜"	TS5AEWM42	\$ 641	
Two Compartments						Two Compartments					
17"	47¼"	17⅞"	TS5AWM48	\$ 622		17"	47¼"	18⅜"	TS5AEWM48	\$ 696	
17"	53⅞"	17⅞"	TS5AWM54	\$ 677		17"	53⅞"	18⅜"	TS5AEWM54	\$ 780	
17"	59⅞"	17⅞"	TS5AWM60	\$ 731		17"	59⅞"	18⅜"	TS5AEWM60	\$ 836	
17"	64⅕"	17⅞"	TS5AWM66	\$ 786		17"	64⅕"	18⅜"	TS5AEWM66	\$ 891	
17"	70⅞"	17⅞"	TS5AWM72	\$ 996		17"	70⅞"	18⅜"	TS5AEWM72	\$ 1114	
17"	76¾"	17⅞"	TS5AWM78	\$1203		17"	76¾"	18⅜"	TS5AEWM78	\$1321	



For Canadian Pricing

Multiply U.S. Price by the Canadian price factor.

► See page 1 for details.

Wall-Mounted Tackboards



Tip: Wall-mounted tackboards cannot be attached to walls covered by textured paint or wallpaper.

Tip: Tackboards come with a spacer for the shelf light cord to be routed to the cable passthrough at the bottom of the overhead storage cabinet.

Standard Includes

- Tackboard: fabric
- Wall-attachment package

Required to Specify

- 1 Style number
 - 2 Fabric color number for tackboard
 - 3 Options, if selected (see below)
- See *Surface Materials*, page 570.

	Options	U.S. Price	Required to Specify
Surface Materials	<ul style="list-style-type: none"> • Kick standard fabric price group A • Fabric price group 1 • Fabric price group 2 • Fabric price group 3 • Fabric price group 4 • Fabric price group COM 	No cost +\$ 5 +\$22 +\$33 +\$82 +\$42	Specify fabric color number. Specify fabric color number. Specify fabric color number. Specify fabric color number. Specify fabric color number. Specify fabric color number. ► See <i>Surface Materials Reference Manual</i> .
Fabric Direction	On 60"W tackboards and smaller <ul style="list-style-type: none"> • Horizontal application • Vertical application 	No cost +\$ 9	Specify with <i>horizontal application</i> . Specify with <i>vertical application</i> .
Related Products	<ul style="list-style-type: none"> • Wall-mounted overhead storage cabinets 		► Page 171

Specification Information

Dimensions			Style Number	U.S. Base Price
D	W	H		
9/16"	29 1/2"	16 19/32"	TS5ATB30WM	\$270
9/16"	35 7/16"	16 19/32"	TS5ATB36WM	\$285
9/16"	41 5/16"	16 19/32"	TS5ATB42WM	\$298
9/16"	47 1/4"	16 19/32"	TS5ATB48WM	\$314
9/16"	53 1/8"	16 19/32"	TS5ATB54WM	\$327
9/16"	59 1/16"	16 19/32"	TS5ATB60WM	\$353
9/16"	64 15/16"	16 19/32"	TS5ATB66WM	\$382
9/16"	70 7/8"	16 19/32"	TS5ATB72WM	\$424
9/16"	76 3/4"	16 19/32"	TS5ATB78WM	\$466
9/16"	29 1/2"	23 1/2"	TS5ATB3023WM	\$298
9/16"	35 7/16"	23 1/2"	TS5ATB3623WM	\$314
9/16"	41 5/16"	23 1/2"	TS5ATB4223WM	\$327
9/16"	47 1/4"	23 1/2"	TS5ATB4823WM	\$340
9/16"	53 1/8"	23 1/2"	TS5ATB5423WM	\$353
9/16"	59 1/16"	23 1/2"	TS5ATB6023WM	\$382
9/16"	64 15/16"	23 1/2"	TS5ATB6623WM	\$424
9/16"	70 7/8"	23 1/2"	TS5ATB7223WM	\$466
9/16"	76 3/4"	23 1/2"	TS5ATB7823WM	\$507
:	:	:	:	:

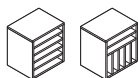


For Canadian Pricing

Multiply U.S. Price by the Canadian price factor.

► See page 1 for details.

Desktop Organizers



	Standard Includes	Required to Specify
► Need help? Product details, page 96	<ul style="list-style-type: none"> • Organizer: Top laminate and vertical surface laminate • Fixed shelves • Finished back • Shipped fully assembled 	1 Style number 2 Laminate color number for top of organizer 3 Vertical laminate color number for organizer ► See <i>Surface Materials</i> , page 570.

Specification Information

• Dimensions			• Style	• U.S.
D	W	H	Number	Price

Horizontal Dividers

13½"	17"	17¼"	TS5AAO131717H	\$331

Horizontal and Vertical Dividers

13½"	17"	17¼"	TS5AAO131717V	\$331

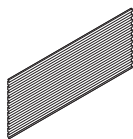


For Canadian Pricing

Multiply U.S. Price by the Canadian price factor.

► See page 1 for details.

Slatwall Screens



Standard Includes	Required to Specify
<ul style="list-style-type: none"> ▶ Need help? Product details, page 97 • Slatwall screen: paint price group 1 	<ul style="list-style-type: none"> 1 Style number 2 Paint color number for slatwall screen 3 Options, if selected (see below) ▶ See <i>Surface Materials</i>, page 570.

Options	U.S. Price	Required to Specify
Surface Materials <ul style="list-style-type: none"> • Paint price group 1 • Paint price group 2 	No cost +\$16	Specify paint color number. Specify paint color number.

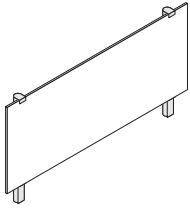
Specification Information				
Dimensions			Style	U.S.
D	W	H	Number	Base Price
1/4"	18"	12"	TS5YSL1218	\$180
1/4"	26 3/4"	12"	TS5YSL1226	\$224
1/4"	32 3/4"	12"	TS5YSL1232	\$252
1/4"	38 5/8"	12"	TS5YSL1238	\$278
1/4"	44 1/2"	12"	TS5YSL1244	\$296
1/4"	50 3/8"	12"	TS5YSL1250	\$317
1/4"	56 1/4"	12"	TS5YSL1256	\$335
1/4"	62 1/4"	12"	TS5YSL1262	\$383
1/4"	68 1/8"	12"	TS5YSL1268	\$410
1/4"	74"	12"	TS5YSL1274	\$443
:	:	:	:	:

**For Canadian Pricing**

Multiply U.S. Price by the Canadian price factor.

▶ See page 1 for details.

Screen Mounting Brackets



Tip: Specify package of three mounting brackets for use with 56 1/4"W or wider screens. Specify package of two mounting brackets for use with all other applications.

Standard Includes		Required to Specify
► Need help? Product details, page 97	• Screen mounting brackets: paint price group 1	1 Style number 2 Paint color number for screen mounting brackets 3 Options, if selected (see below) ► See <i>Surface Materials</i> , page 570.

Options	U.S. Price	Required to Specify
Surface Materials	• Paint price group 1 • Paint price group 2	No cost +\$10
		Specify paint color number. Specify paint color number.

Specification Information				
• Dimensions			• Style	• U.S.
D	W	H	Number	Base Price
•	•	•	•	•
•	•	•	•	•
•	•	•	•	•

Package of Two Mounting Brackets

1 1/2"	2"	15"	TS5YMB212	\$149
•	•	•	•	•

Package of Three Mounting Brackets

1 1/2"	2"	15"	TS5YMB312	\$198
•	•	•	•	•

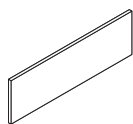


For Canadian Pricing

Multiply U.S. Price by the Canadian price factor.

► See page 1 for details.

Slatwall Tackboards



Tip: Slatwall tackboards mount onto top of slatwall screen mounting brackets.

Standard Includes		Required to Specify	
► Need help? Product details, page 97	<ul style="list-style-type: none"> Slatwall tackboards: fabric Mounting hardware brackets 	1 Style number 2 Fabric color number 3 Options, if selected (see below) ► See <i>Surface Materials</i> , page 570.	
Surface Materials	Options	U.S. Price	Required to Specify
	<ul style="list-style-type: none"> Kick standard fabric price group A Fabric price group 1 Fabric price group 2 Fabric price group 3 Fabric price group 4 Fabric price group COM 	No cost +\$ 5 +\$22 +\$33 +\$82 +\$42	Specify fabric color number. Specify fabric color number. Specify fabric color number. Specify fabric color number. Specify fabric color number. Specify fabric color number. ► See <i>Surface Materials Reference Manual</i> .
Fabric direction on 18"W through 56 1/4"W tackboards			
	<ul style="list-style-type: none"> Vertical application 	+\$ 9	Specify with vertical application.
Related Products	<ul style="list-style-type: none"> Slatwall screens Screen mounting brackets 		► Page 175 ► Page 176

Specification Information

Dimensions			Style Number	U.S. Base Price
D	W	H		
1/2"	18"	2 1/2"	TS5ASWTB218	\$174
1/2"	26 3/4"	2 1/2"	TS5ASWTB226	\$190
1/2"	32 3/4"	2 1/2"	TS5ASWTB232	\$203
1/2"	38 5/8"	2 1/2"	TS5ASWTB238	\$216
1/2"	44 1/2"	2 1/2"	TS5ASWTB244	\$228
1/2"	50 3/8"	2 1/2"	TS5ASWTB250	\$243
1/2"	56 1/4"	2 1/2"	TS5ASWTB256	\$258
1/2"	62 1/4"	2 1/2"	TS5ASWTB262	\$270
1/2"	68 1/8"	2 1/2"	TS5ASWTB268	\$279
1/2"	74"	2 1/2"	TS5ASWTB274	\$291
1/2"	18"	9"	TS5ASWTB918	\$208
1/2"	26 3/4"	9"	TS5ASWTB926	\$222
1/2"	32 3/4"	9"	TS5ASWTB932	\$236
1/2"	38 5/8"	9"	TS5ASWTB938	\$251
1/2"	44 1/2"	9"	TS5ASWTB944	\$263
1/2"	50 3/8"	9"	TS5ASWTB950	\$279
1/2"	56 1/4"	9"	TS5ASWTB956	\$291
1/2"	62 1/4"	9"	TS5ASWTB962	\$306
1/2"	68 1/8"	9"	TS5ASWTB968	\$314
1/2"	74"	9"	TS5ASWTB974	\$327
:	:	:	:	:

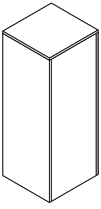


For Canadian Pricing

Multiply U.S. Price by the Canadian price factor.

► See page 1 for details.

24"W Storage and Wardrobe Cabinets



► Need help?
Product details,
page 98

Standard Includes

- Storage and wardrobe cabinet: top laminate and vertical surfaces laminate
- 1"-thick top edges with square edge profile on Classic Payback: high-impact plastic to match top
- 1½"-thick top edges with ribbed edge profile on Executive Payback: high-impact plastic to match top
- Integral pull on Classic Payback door: 6000 Black plastic
- Waterfall pull on Executive Payback door: 7207 Black
- Three file drawers, if selected, with integral drawer pull on Classic Payback drawer: black plastic
- Three file drawers, if selected, with waterfall drawer pull on Executive Payback drawer: black
- Full-extension, heavy-duty ball-bearing drawer suspensions
- File drawers to accommodate front-to-back filing of letter-size hanging file folders or side-to-side filing of legal-size hanging file folders
- Adjustable-height shelves
- Hanger bar for coats
- Adjustable leveling glides
- Shipped fully assembled

Required to Specify

- 1 Style number
 - 2 Laminate color number for top of cabinet
 - 3 Vertical laminate color number for cabinet
 - 4 Options, if selected (see below)
- See *Surface Materials*, page 570.

Tip: Plywood striping does not match laminate finishes. Plywood striping is offered in three finishes that complement some of the laminates.

	Options	U.S. Price	Required to Specify
Top Edge Band Detail	<ul style="list-style-type: none"> • Light plywood striping detail, square edge profile • Medium plywood striping detail, square edge profile • Dark plywood striping detail, square edge profile • Flat square edge profile on Executive Payback only 	No cost No cost No cost No cost	Specify with <i>light plywood striping</i> . Specify with <i>medium plywood striping</i> . Specify with <i>dark plywood striping</i> . Specify with <i>flat square edge profile</i> .
Pulls	<ul style="list-style-type: none"> • Integral pulls on Classic Payback only: 6699 Platinum • Waterfall pulls on Executive Payback only: 4799 Platinum • Payback handle pulls: 0835 Black • Payback handle pulls: 4799 Platinum • Ledge pulls: 7207 Black • Ledge pulls: 4799 Platinum 	No cost +\$ 6 No cost +\$ 6 +\$ 29 +\$ 35	Specify with <i>6699 Platinum integral pulls</i> . Specify with <i>4799 Platinum waterfall pulls</i> . Specify with <i>0835 Black Payback handle pulls</i> . Specify with <i>4799 Platinum Payback handle pulls</i> . Specify with <i>7207 Black ledge pulls</i> . Specify with <i>4799 Platinum ledge pulls</i> .
Lock	Lock, FR series <ul style="list-style-type: none"> • Polished Chrome • Ember Chrome 	+\$127 +\$127	Specify with <i>9201 Polished Chrome</i> . Specify with <i>9250 Ember Chrome</i> .

Tip: Field-installed, key-specific lock cylinders must be ordered separately.

► Page 588



For Canadian Pricing

Multiply U.S. Price by the Canadian price factor.

► See page 1 for details.

Specification Information

Dimensions			Style	U.S.
D	W	H	Number	Base Price

Classic Payback

With Shelves Left and Wardrobe Right

19 ¹¹ / ₁₆ "	23 ⁵ / ₈ "	64"	TS5ATS206R	\$1586
19 ¹¹ / ₁₆ "	23 ⁵ / ₈ "	70 ¹ / ₂ "	TS5ATS207R	\$1725
23 ⁵ / ₈ "	23 ⁵ / ₈ "	64"	TS5ASCTRSR	\$1725
23 ⁵ / ₈ "	23 ⁵ / ₈ "	70 ¹ / ₂ "	TS5ATS247R	\$1863

With Shelves Right and Wardrobe Left

19 ¹¹ / ₁₆ "	23 ⁵ / ₈ "	64"	TS5ATS206L	\$1586
19 ¹¹ / ₁₆ "	23 ⁵ / ₈ "	70 ¹ / ₂ "	TS5ATS207L	\$1725
23 ⁵ / ₈ "	23 ⁵ / ₈ "	64"	TS5ASCTRSL	\$1725
23 ⁵ / ₈ "	23 ⁵ / ₈ "	70 ¹ / ₂ "	TS5ATS247L	\$1863

Shelves and File Drawers Left, Wardrobe Right

19 ¹¹ / ₁₆ "	23 ⁵ / ₈ "	64"	TS5ATD206R	\$2072
19 ¹¹ / ₁₆ "	23 ⁵ / ₈ "	70 ¹ / ₂ "	TS5ATD207R	\$2211
23 ⁵ / ₈ "	23 ⁵ / ₈ "	64"	TS5ASCTRDR	\$2211
23 ⁵ / ₈ "	23 ⁵ / ₈ "	70 ¹ / ₂ "	TS5ATD247R	\$2350

Shelves and File Drawers Right, Wardrobe Left

19 ¹¹ / ₁₆ "	23 ⁵ / ₈ "	64"	TS5ATD206L	\$2072
19 ¹¹ / ₁₆ "	23 ⁵ / ₈ "	70 ¹ / ₂ "	TS5ATD207L	\$2211
23 ⁵ / ₈ "	23 ⁵ / ₈ "	64"	TS5ASCTRDL	\$2211
23 ⁵ / ₈ "	23 ⁵ / ₈ "	70 ¹ / ₂ "	TS5ATD247L	\$2350

With Adjustable Shelves, Right-Hand

19 ¹¹ / ₁₆ "	23 ⁵ / ₈ "	46 ⁷ / ₈ "	TS5ATD204R	\$ 919
19 ¹¹ / ₁₆ "	23 ⁵ / ₈ "	53 ³ / ₈ "	TS5ATD205R	\$1059
23 ⁵ / ₈ "	23 ⁵ / ₈ "	46 ⁷ / ₈ "	TS5ATD244R	\$1059
23 ⁵ / ₈ "	23 ⁵ / ₈ "	53 ³ / ₈ "	TS5ATD245R	\$1198

With Adjustable Shelves, Left-Hand

19 ¹¹ / ₁₆ "	23 ⁵ / ₈ "	46 ⁷ / ₈ "	TS5ATD204L	\$ 919
19 ¹¹ / ₁₆ "	23 ⁵ / ₈ "	53 ³ / ₈ "	TS5ATD205L	\$1059
23 ⁵ / ₈ "	23 ⁵ / ₈ "	46 ⁷ / ₈ "	TS5ATD244L	\$1059
23 ⁵ / ₈ "	23 ⁵ / ₈ "	53 ³ / ₈ "	TS5ATD245L	\$1198

Dimensions			Style	U.S.
D	W	H	Number	Base Price

Executive Payback

With Shelves Left and Wardrobe Right

19 ¹¹ / ₁₆ "	23 ⁵ / ₈ "	64 ¹ / ₂ "	TS5AETS206R	\$1704
19 ¹¹ / ₁₆ "	23 ⁵ / ₈ "	71"	TS5AETS207R	\$1843
23 ⁵ / ₈ "	23 ⁵ / ₈ "	64 ¹ / ₂ "	TS5AESCTRR	\$1843
23 ⁵ / ₈ "	23 ⁵ / ₈ "	71"	TS5AETS247R	\$1981

With Shelves Right and Wardrobe Left

19 ¹¹ / ₁₆ "	23 ⁵ / ₈ "	64 ¹ / ₂ "	TS5AETS206L	\$1704
19 ¹¹ / ₁₆ "	23 ⁵ / ₈ "	71"	TS5AETS207L	\$1843
23 ⁵ / ₈ "	23 ⁵ / ₈ "	64 ¹ / ₂ "	TS5AESCTRL	\$1843
23 ⁵ / ₈ "	23 ⁵ / ₈ "	71"	TS5AETS247L	\$1981

Shelves and File Drawers Left, Wardrobe Right

19 ¹¹ / ₁₆ "	23 ⁵ / ₈ "	64 ¹ / ₂ "	TS5AETD206R	\$2190
19 ¹¹ / ₁₆ "	23 ⁵ / ₈ "	71"	TS5AETD207R	\$2329
23 ⁵ / ₈ "	23 ⁵ / ₈ "	64 ¹ / ₂ "	TS5AESCTRDR	\$2329
23 ⁵ / ₈ "	23 ⁵ / ₈ "	71"	TS5AETD247R	\$2468

Shelves and File Drawers Right, Wardrobe Left

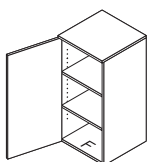
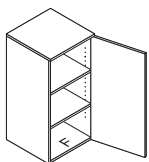
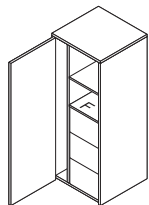
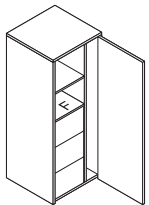
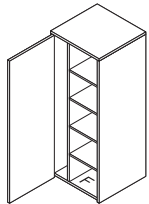
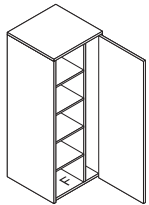
19 ¹¹ / ₁₆ "	23 ⁵ / ₈ "	64 ¹ / ₂ "	TS5AETD206L	\$2190
19 ¹¹ / ₁₆ "	23 ⁵ / ₈ "	71"	TS5AETD207L	\$2329
23 ⁵ / ₈ "	23 ⁵ / ₈ "	64 ¹ / ₂ "	TS5AESCTRDL	\$2329
23 ⁵ / ₈ "	23 ⁵ / ₈ "	71"	TS5AETD247L	\$2468

With Adjustable Shelves, Right-Hand

19 ¹¹ / ₁₆ "	23 ⁵ / ₈ "	47 ³ / ₈ "	TS5AETS204R	\$1037
19 ¹¹ / ₁₆ "	23 ⁵ / ₈ "	53 ⁷ / ₈ "	TS5AETS205R	\$1179
23 ⁵ / ₈ "	23 ⁵ / ₈ "	47 ³ / ₈ "	TS5AETS244R	\$1179
23 ⁵ / ₈ "	23 ⁵ / ₈ "	53 ⁷ / ₈ "	TS5AETS245R	\$1317

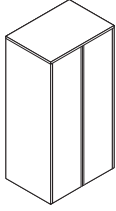
With Adjustable Shelves, Left-Hand

19 ¹¹ / ₁₆ "	23 ⁵ / ₈ "	47 ³ / ₈ "	TS5AETS204L	\$1037
19 ¹¹ / ₁₆ "	23 ⁵ / ₈ "	53 ⁷ / ₈ "	TS5AETS205L	\$1179
23 ⁵ / ₈ "	23 ⁵ / ₈ "	47 ³ / ₈ "	TS5AETS244L	\$1179
23 ⁵ / ₈ "	23 ⁵ / ₈ "	53 ⁷ / ₈ "	TS5AETS245L	\$1317



F=Fixed shelf

36"W Storage and Wardrobe Cabinets



► Need help?
Product details,
page 98

Standard Includes

- Storage and wardrobe cabinet: top laminate and vertical surfaces laminate
- 1"-thick top edges with square edge profile on Classic Payback: high-impact plastic to match top
- 1½"-thick top edges with ribbed edge profile on Executive Payback: high-impact plastic to match top
- Hinged doors
- Integral pulls on Classic Payback doors: 6000 Black plastic
- Waterfall pulls on Executive Payback doors: 7207 Black
- Adjustable-height shelves
- Hanger bar for coat in wardrobe units
- Adjustable leveling glides
- Shipped fully assembled

Required to Specify

- 1 Style number
 - 2 Laminate color number for top of cabinet
 - 3 Vertical laminate color number for cabinet
 - 4 Options, if selected (see below)
- See *Surface Materials*, page 570.

Tip: Plywood striping does not match laminate finishes. Plywood striping is offered in three finishes that complement some of the laminates.

	Options	U.S. Price	Required to Specify
Top Edge Band Detail	<ul style="list-style-type: none"> • Light plywood striping detail, square edge profile • Medium plywood striping detail, square edge profile • Dark plywood striping detail, square edge profile • Flat square edge profile on Executive Payback only 	<p>No cost</p> <p>No cost</p> <p>No cost</p> <p>No cost</p>	<p>Specify with <i>light plywood striping</i>.</p> <p>Specify with <i>medium plywood striping</i>.</p> <p>Specify with <i>dark plywood striping</i>.</p> <p>Specify with <i>flat square edge profile</i>.</p>
Pulls	<ul style="list-style-type: none"> • Integral pulls on Classic Payback only: 6699 Platinum • Waterfall pulls on Executive Payback only: 4799 Platinum • Payback handle pulls: 0835 Black • Payback handle pulls: 4799 Platinum • Ledge pulls: 7207 Black • Ledge pulls: 4799 Platinum 	<p>No cost</p> <p>+\$ 6</p> <p>No cost</p> <p>+\$ 6</p> <p>+\$ 29</p> <p>+\$ 35</p>	<p>Specify with <i>6699 Platinum integral pulls</i>.</p> <p>Specify with <i>4799 Platinum waterfall pulls</i>.</p> <p>Specify with <i>0835 Black Payback handle pulls</i>.</p> <p>Specify with <i>4799 Platinum Payback handle pulls</i>.</p> <p>Specify with <i>7207 Black ledge pulls</i>.</p> <p>Specify with <i>4799 Platinum ledge pulls</i>.</p>
Lock	Lock, FR series <ul style="list-style-type: none"> • Polished chrome • Ember chrome 	<p>+\$127</p> <p>+\$127</p>	<p>Specify with <i>9201 Polished Chrome</i>.</p> <p>Specify with <i>9250 Ember Chrome</i>.</p>

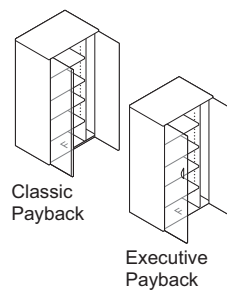
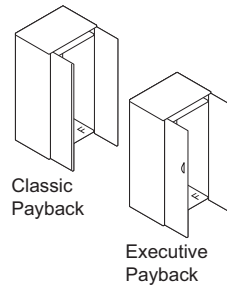
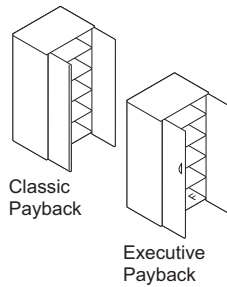
Tip: Field-installed, key-specific lock cylinders must be ordered separately.
► Page 588



For Canadian Pricing

Multiply U.S. Price by the Canadian price factor.

► See page 1 for details.



Specification Information

Dimensions	Style	U.S.
D W H	Number	Base Price

Classic Payback

With Four Adjustable Shelves

19 ¹ / ₁₆ "	35 ⁷ / ₁₆ "	64"	TS5ASCS	\$1579
19 ¹ / ₁₆ "	35 ⁷ / ₁₆ "	70 ¹ / ₂ "	TS5ASCS207	\$1718
23 ⁵ / ₈ "	35 ⁷ / ₁₆ "	64"	TS5ASCS246	\$1718
23 ⁵ / ₈ "	35 ⁷ / ₁₆ "	70 ¹ / ₂ "	TS5ASCS247	\$1857

With Wardrobe and Full-Width Shelf Above

19 ¹ / ₁₆ "	35 ⁷ / ₁₆ "	64"	TS5ASCW	\$1510
19 ¹ / ₁₆ "	35 ⁷ / ₁₆ "	70 ¹ / ₂ "	TS5ASCW207	\$1647
23 ⁵ / ₈ "	35 ⁷ / ₁₆ "	64"	TS5ASCW246	\$1647
23 ⁵ / ₈ "	35 ⁷ / ₁₆ "	70 ¹ / ₂ "	TS5ASCW247	\$1787

With Wardrobe and Four Adjustable Shelves

19 ¹ / ₁₆ "	35 ⁷ / ₁₆ "	64"	TS5ASW2065	\$2167
19 ¹ / ₁₆ "	35 ⁷ / ₁₆ "	70 ¹ / ₂ "	TS5ASW2072	\$2305
23 ⁵ / ₈ "	35 ⁷ / ₁₆ "	64"	TS5ASW2465	\$2305
23 ⁵ / ₈ "	35 ⁷ / ₁₆ "	70 ¹ / ₂ "	TS5ASW2472	\$2444

Executive Payback

With Four Adjustable Shelves

19 ¹ / ₁₆ "	35 ⁷ / ₁₆ "	64 ¹ / ₂ "	TS5AESCS	\$1695
19 ¹ / ₁₆ "	35 ⁷ / ₁₆ "	71"	TS5AESCS207	\$1836
23 ⁵ / ₈ "	35 ⁷ / ₁₆ "	64 ¹ / ₂ "	TS5AESCS246	\$1836
23 ⁵ / ₈ "	35 ⁷ / ₁₆ "	71"	TS5AESCS247	\$1974

With Wardrobe and Full-Width Shelf Above

19 ¹ / ₁₆ "	35 ⁷ / ₁₆ "	64 ¹ / ₂ "	TS5AESCW	\$1627
19 ¹ / ₁₆ "	35 ⁷ / ₁₆ "	71"	TS5AESCW207	\$1764
23 ⁵ / ₈ "	35 ⁷ / ₁₆ "	64 ¹ / ₂ "	TS5AESCW246	\$1764
23 ⁵ / ₈ "	35 ⁷ / ₁₆ "	71"	TS5AESCW247	\$1904

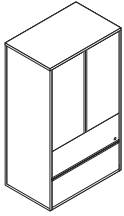
With Wardrobe and Four Adjustable Shelves

19 ¹ / ₁₆ "	35 ⁷ / ₁₆ "	64 ¹ / ₂ "	TS5AESW2065	\$2285
19 ¹ / ₁₆ "	35 ⁷ / ₁₆ "	71"	TS5AESW2072	\$2421
23 ⁵ / ₈ "	35 ⁷ / ₁₆ "	64 ¹ / ₂ "	TS5AESW2465	\$2421
23 ⁵ / ₈ "	35 ⁷ / ₁₆ "	71"	TS5AESW2472	\$2560

F=Fixed shelf

 **For Canadian Pricing**
Multiply U.S. Price by the Canadian price factor.
► See page 1 for details.

Storage Cabinet with Lateral File Drawers



Tip: Field-installed, key-specific lock cylinders must be ordered separately.

► Page 588

Tip: Plywood striping does not match laminate finishes. Plywood striping is offered in three finishes that complement some of the laminates.

Tip: Field-installed, key specific lock cylinders must be ordered separately.

► Page 588

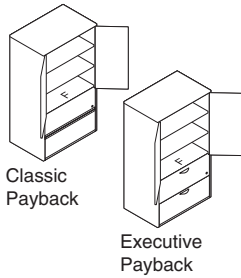
Standard Includes		Required to Specify	
► Need help? Product details, page 98	<ul style="list-style-type: none"> Storage cabinet with lateral file drawers: top laminate and vertical surfaces laminate 1"-thick top edges with square edge profile on Classic Payback: high-impact plastic to match top 1½"-thick top edges with ribbed edge profile on Executive Payback: high-impact plastic to match top Hinged doors Adjustable-height shelves Integral pulls on Classic Payback drawers and doors: 6000 Black plastic Waterfall pulls on Executive Payback drawers and doors: 7207 Black Lock on drawer, keyed randomly, FR series: 9201 Polished Chrome or 9250 Ember Chrome Steel drawer interiors: black paint only Full-extension, heavy-duty ball-bearing drawer suspensions Frames in file drawers to accommodate side-to-side filing of letter-size or legal-size hanging file folders Safety interlock to prevent more than one drawer being opened at the same time Adjustable leveling glides Shipped fully assembled 	<ol style="list-style-type: none"> Style number Laminate color number for top of cabinet Vertical laminate color number for cabinet Finish color number for lock Options, if selected (see below) <p>► See <i>Surface Materials</i>, page 570.</p>	
Options		U.S. Price	Required to Specify
Top Edge Band Detail	• Light plywood striping detail, square edge profile	No cost	Specify with light plywood striping.
	• Medium plywood striping detail, square edge profile	No cost	Specify with medium plywood striping.
	• Dark plywood striping detail, square edge profile	No cost	Specify with dark plywood striping.
	• Flat square edge profile on Executive Payback only	No cost	Specify with flat square edge profile.
Pulls	• Integral pulls on Classic Payback only: 6699 Platinum	No cost	Specify with 6699 Platinum integral pulls.
	• Waterfall pulls on Executive Payback only: 4799 Platinum	+\$ 6	Specify with 4799 Platinum waterfall pulls.
	• Payback handle pulls: 0835 Black	No cost	Specify with 0835 Black Payback handle pulls.
	• Payback handle pulls: 4799 Platinum	+\$ 6	Specify with 4799 Platinum Payback handle pulls.
	• Ledge pulls: 7207 Black	+\$ 29	Specify with 7207 Black ledge pulls.
	• Ledge pulls: 4799 Platinum	+\$ 35	Specify with 4799 Platinum ledge pulls.
Door Option	• Laminate locking door, FR series: 9201 Polished Chrome or 9250 Ember Chrome	+\$127	Specify with 9201 Polished Chrome lock or with 9250 Ember Chrome lock.
	Non-Locking Acrylic Doors		
	• On 64"H and 64½"H cabinets	+\$472	Specify with frosted acrylic door.
	• On 70½"H and 71½"H cabinets	+\$524	Specify with frosted acrylic door.
Related Products		• Front-to-back lateral file rail	► Page 216



For Canadian Pricing

Multiply U.S. Price by the Canadian price factor.

► See page 1 for details.



Specification Information

Dimensions			Style	U.S.
D	W	H	Number	Base Price
Classic Payback				
19 ¹¹ / ₁₆ "	29 ¹ / ₂ "	64"	TS5ASCL20306	\$1836
19 ¹¹ / ₁₆ "	29 ¹ / ₂ "	70 ¹ / ₂ "	TS5ASCL20307	\$1963
19 ¹¹ / ₁₆ "	35 ⁷ / ₁₆ "	64"	TS5ASCL2	\$2019
19 ¹¹ / ₁₆ "	35 ⁷ / ₁₆ "	70 ¹ / ₂ "	TS5ASCL207	\$2157
23 ⁵ / ₈ "	29 ¹ / ₂ "	64"	TS5ASCL24306	\$1963
23 ⁵ / ₈ "	29 ¹ / ₂ "	70 ¹ / ₂ "	TS5ASCL24307	\$2088
23 ⁵ / ₈ "	35 ⁷ / ₁₆ "	64"	TS5ASCL246	\$2157
23 ⁵ / ₈ "	35 ⁷ / ₁₆ "	70 ¹ / ₂ "	TS5ASCL247	\$2297

Executive Payback

19 ¹¹ / ₁₆ "	29 ¹ / ₂ "	64 ¹ / ₂ "	TS5AESCL20306	\$1935
19 ¹¹ / ₁₆ "	29 ¹ / ₂ "	71"	TS5AESCL20307	\$2069
19 ¹¹ / ₁₆ "	35 ⁷ / ₁₆ "	64 ¹ / ₂ "	TS5AESCL2	\$2135
19 ¹¹ / ₁₆ "	35 ⁷ / ₁₆ "	71"	TS5AESCL207	\$2274
23 ⁵ / ₈ "	29 ¹ / ₂ "	64 ¹ / ₂ "	TS5AESCL24306	\$2069
23 ⁵ / ₈ "	29 ¹ / ₂ "	71"	TS5AESCL24307	\$2202
23 ⁵ / ₈ "	35 ⁷ / ₁₆ "	64 ¹ / ₂ "	TS5AESCL246	\$2274
23 ⁵ / ₈ "	35 ⁷ / ₁₆ "	71"	TS5AESCL247	\$2414

F=Fixed shelf



For Canadian Pricing

Multiply U.S. Price by the
Canadian price factor.

► See page 1 for details.

Bookcases

	Standard Includes	Required to Specify
► Need help? Product details, page 98	<ul style="list-style-type: none"> Bookcase: top laminate and vertical surfaces laminate 1"-thick top edges with square edge profile on Classic Payback: high-impact plastic to match top 1½"-thick top edges with ribbed edge profile on Executive Payback: high-impact plastic to match top Adjustable shelves Shipped fully assembled Attachment hardware for stacking bookcase 	1 Style number 2 Laminate color number for top of bookcase 3 Vertical laminate color number for bookcase 4 Options, if selected (see below) ► See <i>Surface Materials</i> , page 570.

Tip: Plywood striping does not match laminate finishes. Plywood striping is offered in three finishes that complement some of the laminates.

	Options	U.S. Price	Required to Specify
Top Edge Band Detail	<ul style="list-style-type: none"> Light plywood striping detail, square edge profile Medium plywood striping detail, square edge profile Dark plywood striping detail, square edge profile Flat square edge profile on Executive Payback only 	No cost No cost No cost No cost	Specify with <i>light plywood striping</i> . Specify with <i>medium plywood striping</i> . Specify with <i>dark plywood striping</i> . Specify with <i>flat square edge profile</i> .

Tip: Additional shelves must be ordered separately.

Related Products	<ul style="list-style-type: none"> Shelf 	► See Page 185
-------------------------	---	----------------

Specification Information

Dimensions	Style	U.S.
D W H	Number	Price

Classic Payback

With One Adjustable Shelf

13¾"	29½"	29"	TS5AB293014	\$462
13¾"	35⅞"	29"	TS5AB293614	\$490

With Two Adjustable Shelves

13¾"	29½"	47¼"	TS5AB483014	\$546
13¾"	35⅞"	47¼"	TS5AB483614	\$575

With Four Adjustable Shelves

13¾"	29½"	64"	TS5AB663014	\$657
13¾"	35⅞"	64"	TS5AB663614	\$686
13¾"	29½"	70½"	TS5AB723014	\$712
13¾"	35⅞"	70½"	TS5AB723614	\$741

Executive Payback

With One Adjustable Shelf

13¾"	29½"	29½"	TS5AEB293014	\$533
13¾"	35⅞"	29½"	TS5AEB293614	\$560

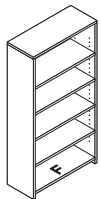
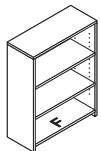
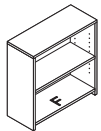
With Two Adjustable Shelves

13¾"	29½"	47¾"	TS5AEB483014	\$615
13¾"	35⅞"	47¾"	TS5AEB483614	\$644

With Four Adjustable Shelves

13¾"	29½"	64½"	TS5AEB663014	\$727
13¾"	35⅞"	64½"	TS5AEB663614	\$754
13¾"	29½"	71"	TS5AEB723014	\$783
13¾"	35⅞"	71"	TS5AEB723614	\$809

► Specification Information, continued on next page



F=Fixed shelf



For Canadian Pricing

Multiply U.S. Price by the Canadian price factor.

► See page 1 for details.

► Specification Information, continued from previous page

Specification Information

Dimensions			Style Number	U.S. Price
D	W	H		

Classic Payback

Extra Shelf

12 ³ / ₄ "	27 ⁷ / ₁₆ "	1"	TS5ABS3014	\$ 85
12 ³ / ₄ "	33 ³ / ₈ "	1"	TS5ABS3614	\$103

Stacking with One Adjustable Shelf

15 ³ / ₄ "	29 ¹ / ₂ "	35 ⁷ / ₁₆ "	TS5ABO3630	\$499
15 ³ / ₄ "	35 ⁷ / ₁₆ "	35 ⁷ / ₁₆ "	TS5ABO36	\$527
15 ³ / ₄ "	29 ¹ / ₂ "	41 ¹⁵ / ₁₆ "	TS5ABO4330	\$552
15 ³ / ₄ "	35 ⁷ / ₁₆ "	41 ¹⁵ / ₁₆ "	TS5ABO43	\$582

Dimensions			Style Number	U.S. Price
D	W	H		

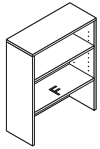
Executive Payback

Extra Shelf

12 ³ / ₄ "	27 ⁷ / ₁₆ "	1"	TS5ABS3014	\$ 85
12 ³ / ₄ "	33 ³ / ₈ "	1"	TS5ABS3614	\$103

Stacking with One Adjustable Shelf

15 ³ / ₄ "	29 ¹ / ₂ "	35 ⁷ / ₁₆ "	TS5AEBO3630	\$569
15 ³ / ₄ "	35 ⁷ / ₁₆ "	35 ⁷ / ₁₆ "	TS5AEBO36	\$595
15 ³ / ₄ "	29 ¹ / ₂ "	41 ¹⁵ / ₁₆ "	TS5AEBO4330	\$624
15 ³ / ₄ "	35 ⁷ / ₁₆ "	41 ¹⁵ / ₁₆ "	TS5AEBO43	\$652



Tip: 35⁷/₁₆"H and 41¹⁵/₁₆"H stacking bookcases are for desktop mounting only. The dimensions coincide with overhead storage cabinets for alignment.

F=Fixed shelf

**For Canadian Pricing**

Multiply U.S. Price by the Canadian price factor.

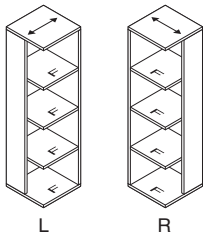
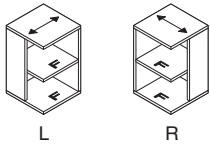
► See page 1 for details.

Quarter Bookcases

Tip: Plywood striping does not match laminate finishes. Plywood striping is offered in three finishes that complement some of the laminates.

Tip: Style numbers ending in **L** have grain direction that goes from the lower left of the bookcase top to the upper right. Style numbers ending in **R** have grain direction that goes from the upper left of the bookcase top to the lower right.

Tip: Arrow indicates laminate grain direction.



Standard Includes	Required to Specify
<ul style="list-style-type: none"> ▶ Need help? Product details, page 98 Bookcase: top laminate and vertical surfaces laminate 1"-thick top edges with square edge profile on Classic Payback: high-impact plastic to match top 1½"-thick top edges with ribbed edge profile on Executive Payback: high-impact plastic to match top Fixed shelves Shipped fully assembled 	<ul style="list-style-type: none"> 1 Style number 2 Laminate color number for top of bookcase 3 Vertical laminate color number for bookcase 4 Options, if selected (see below) ▶ See <i>Surface Materials</i>, page 570.

Options	U.S. Price	Required to Specify
Top Edge Band Detail		
• Light plywood striping detail, square edge profile	No cost	Specify with light plywood striping.
• Medium plywood striping detail, square edge profile	No cost	Specify with medium plywood striping.
• Dark plywood striping detail, square edge profile	No cost	Specify with dark plywood striping.
• Flat square edge profile on Executive Payback only	No cost	Specify with flat square edge profile.

Specification Information					
• Dimensions			• Style	• U.S.	
D	W	H	Number	Price	
Classic Payback					
With Two Fixed Shelf					
19 ¹¹ / ₁₆ "	19 ¹¹ / ₁₆ "	29"	TS5AQS2029L	\$ 544	
19 ¹¹ / ₁₆ "	19 ¹¹ / ₁₆ "	29"	TS5AQS2029R	\$ 544	
23 ⁵ / ₈ "	23 ⁵ / ₈ "	29"	TS5AQS2429L	\$ 599	
23 ⁵ / ₈ "	23 ⁵ / ₈ "	29"	TS5AQS2429R	\$ 599	
With Four Fixed Shelves					
19 ¹¹ / ₁₆ "	19 ¹¹ / ₁₆ "	64"	TS5AQS2065L	\$ 794	
19 ¹¹ / ₁₆ "	19 ¹¹ / ₁₆ "	64"	TS5AQS2065R	\$ 794	
19 ¹¹ / ₁₆ "	19 ¹¹ / ₁₆ "	70 ¹ / ₂ "	TS5AQS2072L	\$ 961	
19 ¹¹ / ₁₆ "	19 ¹¹ / ₁₆ "	70 ¹ / ₂ "	TS5AQS2072R	\$ 961	
23 ⁵ / ₈ "	23 ⁵ / ₈ "	64"	TS5AQS2465L	\$ 873	
23 ⁵ / ₈ "	23 ⁵ / ₈ "	64"	TS5AQS2465R	\$ 873	
23 ⁵ / ₈ "	23 ⁵ / ₈ "	70 ¹ / ₂ "	TS5AQS2472L	\$1056	
23 ⁵ / ₈ "	23 ⁵ / ₈ "	70 ¹ / ₂ "	TS5AQS2472R	\$1056	

Specification Information					
• Dimensions			• Style	• U.S.	
D	W	H	Number	Price	
Executive Payback					
With Two Fixed Shelf					
19 ¹¹ / ₁₆ "	19 ¹¹ / ₁₆ "	29 ¹ / ₂ "	TS5AEQS2029L	\$ 599	
19 ¹¹ / ₁₆ "	19 ¹¹ / ₁₆ "	29 ¹ / ₂ "	TS5AEQS2029R	\$ 599	
23 ⁵ / ₈ "	23 ⁵ / ₈ "	29 ¹ / ₂ "	TS5AEQS2429L	\$ 659	
23 ⁵ / ₈ "	23 ⁵ / ₈ "	29 ¹ / ₂ "	TS5AEQS2429R	\$ 659	
With Four Fixed Shelves					
19 ¹¹ / ₁₆ "	19 ¹¹ / ₁₆ "	64 ¹ / ₂ "	TS5AEQS2065L	\$ 873	
19 ¹¹ / ₁₆ "	19 ¹¹ / ₁₆ "	64 ¹ / ₂ "	TS5AEQS2065R	\$ 873	
19 ¹¹ / ₁₆ "	19 ¹¹ / ₁₆ "	71"	TS5AEQS2072L	\$1056	
19 ¹¹ / ₁₆ "	19 ¹¹ / ₁₆ "	71"	TS5AEQS2072R	\$1056	
23 ⁵ / ₈ "	23 ⁵ / ₈ "	64 ¹ / ₂ "	TS5AEQS2465L	\$ 961	
23 ⁵ / ₈ "	23 ⁵ / ₈ "	64 ¹ / ₂ "	TS5AEQS2465R	\$ 961	
23 ⁵ / ₈ "	23 ⁵ / ₈ "	71"	TS5AEQS2472L	\$1162	
23 ⁵ / ₈ "	23 ⁵ / ₈ "	71"	TS5AEQS2472R	\$1162	



For Canadian Pricing

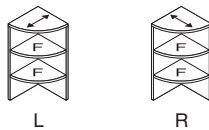
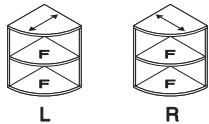
Multiply U.S. Price by the Canadian price factor.

▶ See page 1 for details.

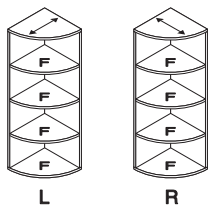
Quarter-Round Bookcases

Tip: Plywood striping does not match laminate finishes. Plywood striping is offered in three finishes that complement some of the laminates.

Tip: Style numbers ending in **L** have grain direction that goes from the lower left of the bookcase top to the upper right. Style numbers ending in **R** have grain direction that goes from the upper left of the bookcase top to the lower right.



Tip: 35⁷/₁₆"H and 41¹⁵/₁₆"H quarter-round bookcases are for desktop mounting only. The dimensions coincide with overhead storage cabinets for alignment.



Tip: Arrow indicates laminate grain direction.

F=Fixed shelf

Standard Includes

► Need help?
Product details,
page 98

- Bookcase: top laminate and vertical surfaces laminate
- 1"-thick top edges with square edge profile on Classic Payback: high-impact plastic to match top
- 1½"-thick top edges with ribbed edge profile on Executive Payback: high-impact plastic to match top
- Fixed shelves
- Shipped fully assembled

Required to Specify

- 1 Style number
 - 2 Laminate color number for top of bookcase
 - 3 Vertical laminate color number for bookcases
 - 4 Options, if selected (see below)
- See *Surface Materials*, page 570.

Options	U.S. Price	Required to Specify
Top Edge Band Detail		
• Light plywood striping detail, square edge profile	No cost	Specify with light plywood striping.
• Medium plywood striping detail, square edge profile	No cost	Specify with medium plywood striping.
• Dark plywood striping detail, square edge profile	No cost	Specify with dark plywood striping.
• Flat square edge profile on Executive Payback only	No cost	Specify with flat square edge profile.

Specification Information				
Dimensions			Style	U.S.
D	W	H	Number	Price
Classic Payback				
With Two Fixed Shelves				
19 ¹¹ / ₁₆ "	19 ¹¹ / ₁₆ "	29"	TS5AQ2029L	\$535
19 ¹¹ / ₁₆ "	19 ¹¹ / ₁₆ "	29"	TS5AQ2029R	\$535
23 ⁵ / ₈ "	23 ⁵ / ₈ "	29"	TS5AQ2429L	\$603
23 ⁵ / ₈ "	23 ⁵ / ₈ "	29"	TS5AQ2429R	\$603
With Two Fixed Shelves-Desk Top Application				
15 ³ / ₄ "	15 ³ / ₄ "	35 ⁷ / ₁₆ "	TS5AQ1636L	\$535
15 ³ / ₄ "	15 ³ / ₄ "	35 ⁷ / ₁₆ "	TS5AQ1636R	\$535
With Three Fixed Shelves-Desk Top Application				
15 ³ / ₄ "	15 ³ / ₄ "	41 ¹⁵ / ₁₆ "	TS5AQ1643L	\$577
15 ³ / ₄ "	15 ³ / ₄ "	41 ¹⁵ / ₁₆ "	TS5AQ1643R	\$577
With Four Fixed Shelves				
15 ³ / ₄ "	15 ³ / ₄ "	64"	TS5AQ1666L	\$660
15 ³ / ₄ "	15 ³ / ₄ "	64"	TS5AQ1666R	\$660
15 ³ / ₄ "	15 ³ / ₄ "	70 ¹ / ₂ "	TS5AQ1672L	\$702
15 ³ / ₄ "	15 ³ / ₄ "	70 ¹ / ₂ "	TS5AQ1672R	\$702
19 ¹¹ / ₁₆ "	19 ¹¹ / ₁₆ "	64"	TS5AQ2066L	\$785
19 ¹¹ / ₁₆ "	19 ¹¹ / ₁₆ "	64"	TS5AQ2066R	\$785
23 ⁵ / ₈ "	23 ⁵ / ₈ "	64"	TS5AQ2466L	\$855
23 ⁵ / ₈ "	23 ⁵ / ₈ "	64"	TS5AQ2466R	\$855
23 ⁵ / ₈ "	23 ⁵ / ₈ "	70 ¹ / ₂ "	TS5AQ2472L	\$924
23 ⁵ / ₈ "	23 ⁵ / ₈ "	70 ¹ / ₂ "	TS5AQ2472R	\$924

Specification Information				
Dimensions			Style	U.S.
D	W	H	Number	Price
Executive Payback				
With Two Fixed Shelves				
19 ¹¹ / ₁₆ "	19 ¹¹ / ₁₆ "	29 ¹ / ₂ "	TS5AEQ2029L	\$603
19 ¹¹ / ₁₆ "	19 ¹¹ / ₁₆ "	29 ¹ / ₂ "	TS5AEQ2029R	\$603
23 ⁵ / ₈ "	23 ⁵ / ₈ "	29 ¹ / ₂ "	TS5AEQ2429L	\$672
23 ⁵ / ₈ "	23 ⁵ / ₈ "	29 ¹ / ₂ "	TS5AEQ2429R	\$672
With Two Fixed Shelves-Desk Top Application				
15 ³ / ₄ "	15 ³ / ₄ "	35 ⁷ / ₁₆ "	TS5AEQ1636L	\$603
15 ³ / ₄ "	15 ³ / ₄ "	35 ⁷ / ₁₆ "	TS5AEQ1636R	\$603
With Three Fixed Shelves-Desk Top Application				
15 ³ / ₄ "	15 ³ / ₄ "	41 ¹⁵ / ₁₆ "	TS5AEQ1643L	\$647
15 ³ / ₄ "	15 ³ / ₄ "	41 ¹⁵ / ₁₆ "	TS5AEQ1643R	\$647
With Four Fixed Shelves				
15 ³ / ₄ "	15 ³ / ₄ "	64 ¹ / ₂ "	TS5AEQ1666L	\$729
15 ³ / ₄ "	15 ³ / ₄ "	64 ¹ / ₂ "	TS5AEQ1666R	\$729
15 ³ / ₄ "	15 ³ / ₄ "	71"	TS5AEQ1672L	\$771
15 ³ / ₄ "	15 ³ / ₄ "	71"	TS5AEQ1672R	\$771
19 ¹¹ / ₁₆ "	19 ¹¹ / ₁₆ "	64 ¹ / ₂ "	TS5AEQ2066L	\$855
19 ¹¹ / ₁₆ "	19 ¹¹ / ₁₆ "	64 ¹ / ₂ "	TS5AEQ2066R	\$855
23 ⁵ / ₈ "	23 ⁵ / ₈ "	64 ¹ / ₂ "	TS5AEQ2466L	\$924
23 ⁵ / ₈ "	23 ⁵ / ₈ "	64 ¹ / ₂ "	TS5AEQ2466R	\$924
23 ⁵ / ₈ "	23 ⁵ / ₈ "	71"	TS5AEQ2472L	\$994
23 ⁵ / ₈ "	23 ⁵ / ₈ "	71"	TS5AEQ2472R	\$994

Small Office and Home Office Desks and Returns X10/17

	Standard Includes	Required to Specify
► Need help? Product details, page 99	<ul style="list-style-type: none"> Desk with ¾-height back panel: worksurface laminate and vertical surfaces laminate Return with full-height back panel: laminate Two full end panels 1"-thick worksurface edges: high-impact T-molding to match worksurface Two grommets centered in the back corners of the worksurface of the desk, if selected: black plastic only Adjustable leveling glides Returns include two attachment brackets Shipped ready to assemble 	1 Style number 2 Laminate color number for worksurface 3 Vertical laminate color number for desk or return 4 Options, if selected (see below) ► See <i>Surface Materials</i> , page 570.

	Options	U.S. Price	Required to Specify
Back Panel	<ul style="list-style-type: none"> Full-height back panel for desks only 	+\$130	Specify <i>with full-height back panel</i> .
Related Products	<ul style="list-style-type: none"> Mobile pedestals Value overhead storage cabinets Value tackboards Retractable keyboard shelf 		► Page 152 ► Page 192 ► Page 193 ► Page 214

Specification Information

Dimensions			Style	U.S.
D	W	H	Number	Base Price

Desks

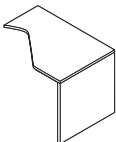
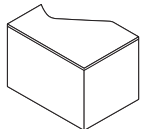
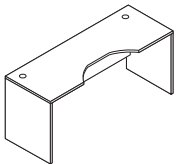
23 ⁵ / ₈ "	64 ¹⁵ / ₁₆ "	29"	TS5AH2466 X10/17	\$507
29 ¹ / ₂ "	64 ¹⁵ / ₁₆ "	29"	TS5AH3066 X10/17	\$653
:	:	:	:	:

Left-Hand Returns

29 ¹ / ₂ "	41 ⁵ / ₁₆ "	29"	TS5AH4230L X10/17	\$466
29 ¹ / ₂ "	47 ¹ / ₄ "	29"	TS5AH4830L X10/17	\$536
:	:	:	:	:

Right-Hand Returns

29 ¹ / ₂ "	41 ⁵ / ₁₆ "	29"	TS5AH4230R X10/17	\$466
29 ¹ / ₂ "	47 ¹ / ₄ "	29"	TS5AH4830R X10/17	\$536
:	:	:	:	:



Tip: Only mobile pedestals can be used with left-hand or right-hand returns.



For Canadian Pricing

Multiply U.S. Price by the Canadian price factor.

► See page 1 for details.

X 10/17 = Last order entry
October 15, 2017

Small Office and Home Office J-Shape Returns X10/17

Small Office and
Home Office J-Shape
Returns

Standard Includes		Required to Specify
► Need help? Product details, page 99	<ul style="list-style-type: none"> Return: laminate 1"-thick worksurface edges with square edge profile: high-impact T-molding to match worksurface 3" post leg: paint price group 1 Adjustable leveling glides Includes two attachment brackets Shipped ready to assemble 	1 Style number 2 Laminate color number for worksurface 3 Paint color number for 3" post leg 4 Options, if selected (see below) ► See <i>Surface Materials</i> , page 570.

Options	U.S. Price	Required to Specify
Surface Materials 3" post leg <ul style="list-style-type: none"> Paint price group 1 Paint price group 2 	No cost +\$16	Specify paint color number. Specify paint color number.

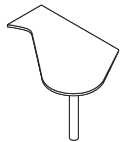
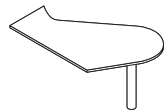
Specification Information				
Dimensions			Style Number	U.S. Base Price
D	W	H		

Left-Hand J-Shape Return

35 ¹ / ₁₆ "	52 ¹ / ₄ "	29"	TS5AHP54L X10/17	\$466
:	:	:	:	:

Right-Hand J-Shape Return

35 ¹ / ₁₆ "	52 ¹ / ₄ "	29"	TS5AHP54R X10/17	\$466
:	:	:	:	:

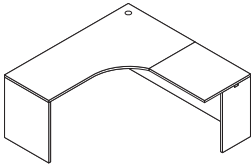


For Canadian Pricing

Multiply U.S. Price by the
Canadian price factor.

► See page 1 for details.

X **10/17** = Last order entry
October 15, 2017

Value Workstation Shells **X10/17**

Tip: Clear-access end panel can be installed on either side of the workstation.

Tip: Leveling glides are adjustable up to 3/4"H.

Tip: Plywood striping does not match laminate finishes. Plywood striping is offered in three finishes that complement some of the laminates.

► Need help?
Product details,
page 99

Standard Includes

- Shell with 3/4-height back panel: worksurface laminate and vertical surfaces laminate
- 1"-thick worksurface edges with square edge profile: high-impact plastic to match worksurface
- One grommet in the back corner of the worksurface: black plastic only
- Corner leg: paint price group 1
- One full end panel and one clear-access end panel
- Adjustable leveling glides
- Includes two attachment brackets
- Shipped ready to assemble

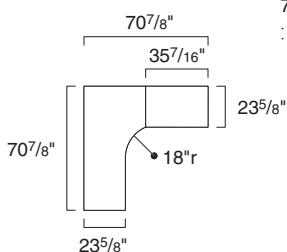
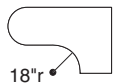
Required to Specify

- 1 Style number
 - 2 Laminate color number for worksurface
 - 3 Vertical laminate color number for workstation
 - 4 Paint color number for corner leg
 - 5 Options, if selected (see below)
- See *Surface Materials*, page 570.

	Options	U.S. Price	Required to Specify
Surface Materials	Corner leg <ul style="list-style-type: none"> • Paint price group 1 • Paint price group 2 	No cost +\$ 16	Specify paint color number. Specify paint color number.
Worksurface Edge Band Detail	<ul style="list-style-type: none"> • Light plywood striping detail, square edge profile • Medium plywood striping detail, square edge profile • Dark plywood striping detail, square edge profile 	No cost No cost No cost	Specify with light plywood striping. Specify with medium plywood striping. Specify with dark plywood striping.
Back Panel	<ul style="list-style-type: none"> • Full-height back panel 	+\$130	Specify with full-height back panel.
End Panels	<ul style="list-style-type: none"> • Two full end panels • Two clear-access end panels 	No cost No cost	Specify with two full-end panels. Specify with two clear-access end panels.
Related Products	<ul style="list-style-type: none"> • Pedestals • Value D-shape worksurfaces • Value overhead storage cabinets • Value tackboards • Retractable keyboard shelf 		► Page 150 ► Page 191 ► Page 192 ► Page 193 ► Page 214

Specification Information

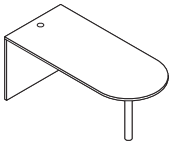
Dimensions	Style	U.S.
D W H	Number	Base Price
64 ¹⁵ / ₁₆ " 64 ¹⁵ / ₁₆ " 29"	TS5AVS6666 X10/17	\$ 807



70 ⁷ / ₈ "	70 ⁷ / ₈ "	29"	TS5AVS7272 X10/17	\$1154
----------------------------------	----------------------------------	-----	--------------------------	--------

X 10/17 = Last order entry
October 15, 2017

Value D-Shape Worksurfaces X10/17

Value D-Shape
Worksurfaces

Tip: Value D-shape worksurface must be attached to a Value workstation shell for stability.

Tip: Leveling glides are adjustable up to 3/4"H.

Tip: Plywood striping does not match laminate finishes. Plywood striping is offered in three finishes that complement some of the laminates.

Standard Includes	Required to Specify
<p>► Need help? Product details, page 99</p> <ul style="list-style-type: none"> • Worksurface with full end panel: worksurface laminate and vertical surfaces laminate • 1"-thick worksurface edges with square edge profile: high-impact plastic to match worksurface • 3" post leg: paint price group 1 • One grommet in the back corner of the worksurface: black plastic only • Adjustable leveling glides • Includes two attachment brackets • Shipped ready to assemble 	<ol style="list-style-type: none"> 1 Style number 2 Laminate color number for worksurface 3 Vertical laminate color number for end panel 4 Paint color number for 3" post leg 5 Options, if selected (see below) <p>► See <i>Surface Materials</i>, page 570.</p>

	Options	U.S. Price	Required to Specify
Surface Materials	3" post leg <ul style="list-style-type: none"> • Paint price group 1 • Paint price group 2 	No cost +\$16	Specify paint color number. Specify paint color number.
Worksurface Edge Band Detail	<ul style="list-style-type: none"> • Light plywood striping detail, square edge profile • Medium plywood striping detail, square edge profile • Dark plywood striping detail, square edge profile 	No cost No cost No cost	Specify with <i>light plywood striping</i> . Specify with <i>medium plywood striping</i> . Specify with <i>dark plywood striping</i> .

Specification Information				
Dimensions			Style Number	U.S. Base Price
D	W	H		
23 5/8"	64 15/16"	29"	TS5AVP2466 X10/17	\$447
29 1/2"	64 15/16"	29"	TS5AVP3066 X10/17	\$623
.



For Canadian Pricing

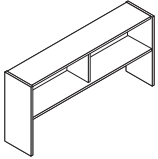
Multiply U.S. Price by the Canadian price factor.

► See page 1 for details.

X **10/17** = Last order entry
October 15, 2017

Value Overhead Storage Cabinets X10/17

Open Overhead Storage Cabinets



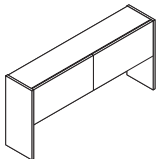
Standard Includes	Required to Specify
<ul style="list-style-type: none"> ▶ Need help? Product details, page 99 • Overhead storage cabinet with fixed shelf: laminate • Back panel between shelf and top, open below shelf • Attachment hardware • Shipped ready to assemble 	<ul style="list-style-type: none"> 1 Style number 2 Laminate color number for overhead storage cabinet ▶ See <i>Surface Materials</i>, page 570.

Related Products
<ul style="list-style-type: none"> • Tackboards

▶ Page 193

Specification Information				
Dimensions			Style Number	U.S. Price
D	W	H		
13 ³ / ₄ "	64 ¹⁵ / ₁₆ "	35"	TS5AVSM66 X10/17	\$605
13 ³ / ₄ "	70 ⁷ / ₈ "	35"	TS5AVSM72 X10/17	\$747

Closed Overhead Storage Cabinets



Tip: Value overhead storage cabinets have a short back panel which stops at the bottom of the cabinet. The closed cabinet has two flipper doors that retract over the top of the cabinet. Closed cabinets have a small gap between the doors and the cabinet when doors are closed.

Tip: Field-installed, key specific lock cylinders must be ordered separately.

▶ Page 588

Standard Includes	Required to Specify
<ul style="list-style-type: none"> ▶ Need help? Product details, page 99 • Overhead storage cabinet with fixed shelf: laminate • Two lift-up doors • Back panel between shelf and top, open below shelf • Attachment hardware • Shipped ready to assemble 	<ul style="list-style-type: none"> 1 Style number 2 Laminate color number for overhead storage cabinet 3 Options, if selected (see below) ▶ See <i>Surface Materials</i>, page 570.

Options	U.S. Price	Required to Specify
Lock		
Lock, FR Series		
• Polished chrome	+\$160	Specify with 9201 Polished Chrome lock.
• Ember chrome	+\$160	Specify with 9250 Ember Chrome lock.

Related Products
<ul style="list-style-type: none"> • Tackboards

▶ Page 193

Specification Information				
Dimensions			Style Number	U.S. Base Price
D	W	H		
13 ³ / ₄ "	64 ¹⁵ / ₁₆ "	35"	TS5AVSMD66 X10/17	\$ 907
13 ³ / ₄ "	70 ⁷ / ₈ "	35"	TS5AVSMD72 X10/17	\$1042



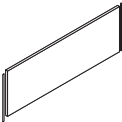
For Canadian Pricing

Multiply U.S. Price by the Canadian price factor.

▶ See page 1 for details.

X 10/17 = Last order entry
October 15, 2017

Value Tackboards X10/17



Tip: Value tackboards are only used with other value components and are not interchangeable with Classic Payback tackboards.

Standard Includes

- ▶ Need help? Product details, page 99
- Tackboard: fabric-covered
- Attachment hardware

Required to Specify

- 1 Style number
- 2 Fabric color number for tackboard
- ▶ See *Surface Materials*, page 570.

Related Products

- Open overhead storage cabinets ▶ Page 192
- Closed overhead storage cabinets ▶ Page 192

Specification Information

Dimensions			Style Number	U.S. Price
D	W	H		
13/16"	62 1/4"	19 3/8"	TS5AVTB66 X10/17	\$243
13/16"	68 3/16"	19 3/8"	TS5AVTB72 X10/17	\$298

Classic and Executive Payback

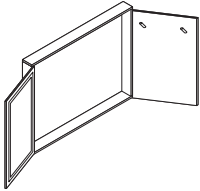


For Canadian Pricing
Multiply U.S. Price by the Canadian price factor.
▶ See page 1 for details.

X 10/17 = Last order entry
October 15, 2017

Conference Room Furniture

Wall Markerboard Cabinets



Tip: Plywood striping does not match laminate finishes. Plywood striping is offered in three finishes that complement some of the laminates.

Standard Includes	Required to Specify
<p>► Need help? Product details, page 99</p> <ul style="list-style-type: none"> • Markerboard cabinet: top laminate and vertical surfaces laminate • 1"-thick top edges with square edge profile on Classic Payback: high-impact plastic to match top • 1½"-thick top edges with ribbed edge profile on Executive Payback: high-impact plastic to match top • Hinged doors open 180° • Integral pull on doors: 6000 Black plastic • Corkboard on inside of left-hand door • Flip-chart pegs on inside of right-hand door • Shipped fully assembled 	<ol style="list-style-type: none"> 1 Style number 2 Laminate color number for markerboard cabinet top 3 Vertical laminate color number for markerboard cabinet 4 Options, if selected (see below) <p>► See <i>Surface Materials</i>, page 570.</p>

Options	U.S. Price	Required to Specify
Top Edge Band Detail <ul style="list-style-type: none"> • Light plywood striping detail, square edge profile • Medium plywood striping detail, square edge profile • Dark plywood striping detail, square edge profile • Flat square edge profile on Executive Payback only 	No cost No cost No cost No cost	Specify with light plywood striping. Specify with medium plywood striping. Specify with dark plywood striping. Specify with flat square edge profile.
Pulls <ul style="list-style-type: none"> • Integral pulls: 6699 Platinum • Waterfall pulls on Executive Payback only: 7207 Black • Waterfall pulls on Executive Payback only: 4799 Platinum • Payback handle pulls: 0835 Black • Payback handle pulls: 4799 Platinum • Ledge pulls: 7207 Black • Ledge pulls: 4799 Platinum 	No cost No cost +\$ 6 No cost +\$ 6 +\$29 +\$35	Specify with 6699 Platinum integral pulls. Specify with 7207 Black waterfall pulls. Specify with 4799 Platinum waterfall pulls. Specify with 0835 Black Payback handle pulls. Specify with 4799 Platinum Payback handle pulls. Specify with 7207 Black ledge pulls. Specify with 4799 Platinum ledge pulls.

Specification Information									
Dimensions			Style Number	U.S. Base Price	Dimensions			Style Number	U.S. Base Price
D	W	H			D	W	H		
5 1/8"	50"	41 5/16"	TS5AWMB	\$996	5 1/8"	50"	41 13/16"	TS5AEWMB	\$1072
:	:	:	:	:	:	:	:	:	:

Classic Payback

Executive Payback

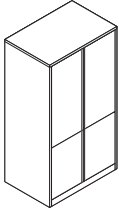


For Canadian Pricing

Multiply U.S. Price by the Canadian price factor.

► See page 1 for details.

Video Cabinets



	Standard Includes	Required to Specify
▶ Need help? Product details, page 99	<ul style="list-style-type: none"> Video cabinet: top laminate and vertical surfaces laminate 1"-thick top edges with square edge profile on Classic Payback: high-impact plastic to match top 1½"-thick top edges with ribbed edge profile on Executive Payback: high-impact plastic to match top Hinged pocket doors Integral pull on doors: 6000 Black plastic 5"H VCR shelf 29"H video monitor pull-out swivel shelf Grommets in back panel to accommodate cable routing: black plastic Two adjustable-height shelves Cassette drawer Adjustable leveling glides Shipped fully assembled 	<ol style="list-style-type: none"> Style number Laminate color number for video cabinet top Vertical laminate color number for video cabinet Options, if selected (see below) <p>▶ See <i>Surface Materials</i>, page 570.</p>

Tip: Plywood striping does not match laminate finishes. Plywood striping is offered in three finishes that complement some of the laminates.

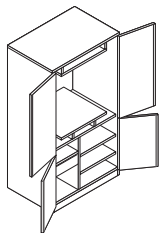
	Options	U.S. Price	Required to Specify
Top Edge Band Detail	<ul style="list-style-type: none"> Light plywood striping detail, square edge profile Medium plywood striping detail, square edge profile Dark plywood striping detail, square edge profile Flat square edge profile on Executive Payback only 	No cost No cost No cost No cost	Specify with <i>light plywood striping</i> . Specify with <i>medium plywood striping</i> . Specify with <i>dark plywood striping</i> . Specify with <i>flat square edge profile</i> .
Pulls	<ul style="list-style-type: none"> Integral pulls: 6699 Platinum Waterfall pulls on Executive Payback only: 7207 Black Waterfall pulls on Executive Payback only: 4799 Platinum Payback handle pulls: 0835 Black Payback handle pulls: 4799 Platinum Ledge pulls: 7207 Black Ledge pulls: 4799 Platinum 	No cost No cost +\$ 6 No cost +\$ 6 +\$ 29 +\$ 35	Specify with <i>6699 Platinum integral pulls</i> . Specify with <i>7207 Black waterfall pulls</i> . Specify with <i>4799 Platinum waterfall pulls</i> . Specify with <i>0835 Black Payback handle pulls</i> . Specify with <i>4799 Platinum Payback handle pulls</i> . Specify with <i>7207 Black ledge pulls</i> . Specify with <i>4799 Platinum ledge pulls</i> .
Lock	<ul style="list-style-type: none"> Laminate locking doors FR Series, 9201 Polished Chrome or 9250 Ember Chrome 	+\$254	Specify with <i>9201 Polished Chrome lock</i> or <i>9250 Ember Chrome lock</i> .

Specification Information

Dimensions			Style Number	U.S. Base Price	Dimensions			Style Number	U.S. Base Price
D	W	H			D	W	H		
24 ⁵ / ₈ "	35 ⁷ / ₁₆ "	64"	TS5AVC	\$2638	24 ⁵ / ₈ "	35 ⁷ / ₁₆ "	64 ¹ / ₂ "	TS5AEVC	\$2756

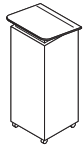
Classic Payback

Executive Payback



Conference Room Furniture, continued

Lecterns



Tip: Plywood striping does not match laminate finishes. Plywood striping is offered in three finishes that complement some of the laminates.

Standard Includes	Required to Specify
<p>► Need help? Product details, page 99</p> <ul style="list-style-type: none"> Lectern: top laminate and vertical surfaces laminate 1"-thick top edges with square edge profile on Classic Payback: high-impact plastic to match top 1 1/2"-thick top edges with ribbed edge profile on Executive Payback: high-impact plastic to match top Casters: black plastic Shipped fully assembled (except for speaker's shelf) 	<ol style="list-style-type: none"> Style number Laminate color number for lectern top Vertical laminate color number for lectern Options, if selected (see below) <p>► See <i>Surface Materials</i>, page 570.</p>

Options	U.S. Price	Required to Specify
Top Edge Band Detail		
• Light plywood striping detail, square edge profile	No cost	Specify <i>with light plywood striping</i> .
• Medium plywood striping detail, square edge profile	No cost	Specify <i>with medium plywood striping</i> .
• Dark plywood striping detail, square edge profile	No cost	Specify <i>with dark plywood striping</i> .
• Flat square edge profile on Executive Payback only	No cost	Specify <i>with flat square edge profile</i> .

Specification Information									
• Dimensions			• Style Number	• U.S. Price	• Dimensions			• Style Number	• U.S. Price
D	W	H			D	W	H		
:	:	:			:	:	:		
Classic Payback					Executive Payback				
18"	23⅝"	44⅞"	TS5AELECT	\$859	18⅞"	23⅝"	45⅜"	TS5AELECT	\$934
:	:	:	:	:	:	:	:	:	:

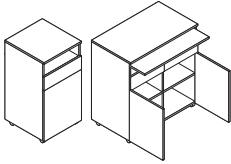


For Canadian Pricing

Multiply U.S. Price by the Canadian price factor.

► See page 1 for details.

Meeting Room Service Carts



Tip: 19 1/2"W service cart door is hinged at the left.

	Standard Includes	Required to Specify
► Need help? Product details, page 99	<ul style="list-style-type: none"> Service cart: top laminate and vertical surfaces laminate 1"-thick top edges with square edge profile on Classic Payback: high-impact plastic to match top 1 1/2"-thick top edges with ribbed edge profile on Executive Payback: high-impact plastic to match top Pull-out shelf Half-depth storage drawer Integral pull on doors and drawers: 6000 Black plastic Adjustable-height shelf Casters: black plastic Shipped fully assembled 	<ol style="list-style-type: none"> 1 Style number 2 Laminate color number for service cart top 3 Vertical laminate color number for cart 4 Options, if selected (see below) <p>► See <i>Surface Materials</i>, page 570.</p>

	Options	U.S. Price	Required to Specify
Top Edge Band Detail	<ul style="list-style-type: none"> Light plywood striping detail, square edge profile Medium plywood striping detail, square edge profile Dark plywood striping detail, square edge profile Flat square edge profile on Executive Payback only 	No cost No cost No cost No cost	Specify with <i>light plywood striping</i> . Specify with <i>medium plywood striping</i> . Specify with <i>dark plywood striping</i> . Specify with <i>flat square edge profile</i> .
Pulls	<ul style="list-style-type: none"> Integral pulls: 6699 Platinum Waterfall pulls on Executive Payback only: 7207 Black Waterfall pulls on Executive Payback only: 4799 Platinum Payback handle pulls: 0835 Black Payback handle pulls: 4799 Platinum Ledge pulls: 7207 Black Ledge pulls: 4799 Platinum 	No cost No cost +\$ 6 No cost +\$ 6 +\$ 29 +\$ 35	Specify with <i>6699 Platinum integral pulls</i> . Specify with <i>7207 Black waterfall pulls</i> . Specify with <i>4799 Platinum waterfall pulls</i> . Specify with <i>0835 Black Payback handle pulls</i> . Specify with <i>4799 Platinum Payback handle pulls</i> . Specify with <i>7207 Black ledge pulls</i> . Specify with <i>4799 Platinum ledge pulls</i> .
Lock	<ul style="list-style-type: none"> 19 1/2"W Laminate locking door: FR Series, 9201 Polished Chrome or 9250 Ember Chrome 31 1/2" W Laminate locking doors: FR Series, 9201 Polished Chrome or 9250 Ember Chrome 	+\$127 +\$254	Specify with <i>9201 Polished Chrome lock</i> or <i>9250 Ember Chrome lock</i> . Specify with <i>9201 Polished Chrome lock</i> or <i>9250 Ember Chrome lock</i> .

Specification Information

Dimensions	Style	U.S.	Dimensions	Style	U.S.
D W H	Number	Base Price	D W H	Number	Base Price
Classic Payback			Executive Payback		
20 9/16" 19 1/2" 34 3/4"	TS5AMRSC20	\$ 804	20 9/16" 19 1/2" 35 1/4"	TS5AEMRSC20	\$ 920
20 9/16" 31 1/2" 34 3/4"	TS5AMRSC32	\$1399	20 9/16" 31 1/2" 35 1/4"	TS5AEMRSC32	\$1516
.



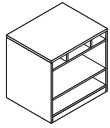
For Canadian Pricing

Multiply U.S. Price by the Canadian price factor.

► See page 1 for details.

Tables

Printer Tables



Tip: Plywood striping does not match laminate finishes. Plywood striping is offered in three finishes that complement some of the laminates.

Standard Includes	Required to Specify
<p>► Need help? Product details, page 99</p> <ul style="list-style-type: none"> Printer table: top laminate and vertical surfaces laminate 1"-thick top edges with square edge profile on Classic Payback: high-impact plastic to match top 1½"-thick top edges with ribbed edge profile on Executive Payback: high-impact plastic to match top Full end panels Paper pass-through space in pull-out shelf Grommet in back panel Shipped fully assembled 	<ol style="list-style-type: none"> 1 Style number 2 Laminate color number for printer table top 3 Vertical laminate color number for table 4 Options, if selected (see below) <p>► See <i>Surface Materials</i>, page 570.</p>

Options	U.S. Price	Required to Specify
Top Edge Band Detail		
• Light plywood striping detail, square edge profile	No cost	Specify <i>with light plywood striping</i> .
• Medium plywood striping detail, square edge profile	No cost	Specify <i>with medium plywood striping</i> .
• Dark plywood striping detail, square edge profile	No cost	Specify <i>with dark plywood striping</i> .
• Flat square edge profile on Executive Payback only	No cost	Specify <i>with flat square edge profile</i> .

Specification Information									
• Dimensions			• Style Number	• U.S. Price	• Dimensions			• Style Number	• U.S. Price
D	W	H			D	W	H		
Classic Payback					Executive Payback				
23⅝"	29½"	29"	TS5ATPT	\$527	23⅝"	29½"	29½"	TS5AETPT	\$645
.

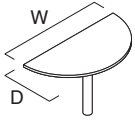


For Canadian Pricing

Multiply U.S. Price by the Canadian price factor.

► See page 1 for details.

Spanner Tables



Tip: Plywood striping does not match laminate finishes. Plywood striping is offered in three finishes that complement some of the laminates.

Standard Includes	Required to Specify
<p>► Need help? Product details, page 99</p> <ul style="list-style-type: none"> • Top: laminate • 1"-thick top edges with square edge profile on Classic Payback: high-impact plastic to match top • 1½"-thick top edges with ribbed edge profile on Executive Payback: high-impact plastic to match top • 3" post leg: paint price group 1 • Adjustable leveling glide • Includes two attachment brackets • Shipped ready to assemble 	<ul style="list-style-type: none"> 1 Style number 2 Laminate color number for spanner table top 3 Paint color number for 3" post leg 4 Options, if selected (see below) <p>► See <i>Surface Materials</i>, page 570.</p>

Options	U.S. Price	Required to Specify
Surface Materials <ul style="list-style-type: none"> • 3" post leg • Paint price group 1 • Paint price group 2 	No cost +\$16	Specify paint color number. Specify paint color number.
Top Edge Band Detail <ul style="list-style-type: none"> • Light plywood striping detail, square edge profile • Medium plywood striping detail, square edge profile • Dark plywood striping detail, square edge profile • Flat square edge profile on Executive Payback only 	No cost No cost No cost No cost	Specify with light plywood striping. Specify with medium plywood striping. Specify with dark plywood striping. Specify with flat square edge profile.

Specification Information

Dimensions			Style Number	U.S. Base Price	Dimensions			Style Number	U.S. Base Price
D	W	H			D	W	H		
19 11/16"	39 3/8"	29"	TS5ATST40	\$663	19 11/16"	39 3/8"	29 1/2"	TS5AETST40	\$782
23 5/8"	47 1/4"	29"	TS5ATST48	\$718	23 5/8"	47 1/4"	29 1/2"	TS5AETST48	\$837
29 1/2"	59 1/16"	29"	TS5ATST60	\$831	29 1/2"	59 1/16"	29 1/2"	TS5AETST60	\$950
:	:	:	:	:	:	:	:	:	:

Classic Payback

Executive Payback



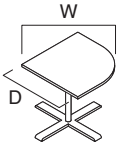
For Canadian Pricing

Multiply U.S. Price by the Canadian price factor.

► See page 1 for details.

Tables, continued

Extension Tables



	Standard Includes	Required to Specify
► Need help? Product details, page 99	<ul style="list-style-type: none"> • Top: laminate • 1"-thick top edges with square edge profile on Classic Payback: high-impact plastic to match top • 1 1/2"-thick top edges with ribbed edge profile on Executive Payback: high-impact plastic to match top • Steel base: paint price group 1 • Adjustable leveling glide • Includes two attachment brackets • Shipped ready to assemble 	<ul style="list-style-type: none"> 1 Style number 2 Laminate color number for extension table top 3 Paint color number for steel base 4 Options, if selected (see below) ► See <i>Surface Materials</i>, page 570.

Tip: Plywood striping does not match laminate finishes. Plywood striping is offered in three finishes that complement some of the laminates.

	Options	U.S. Price	Required to Specify
Surface Materials	Steel base <ul style="list-style-type: none"> • Paint price group 1 • Paint price group 2 	No cost +\$16	Specify paint color number. Specify paint color number.
Top Edge Band Detail	<ul style="list-style-type: none"> • Light plywood striping square edge detail • Medium plywood striping square edge detail • Dark plywood striping square edge detail • Flat square edge profile on Executive Payback only 	No cost No cost No cost No cost	Specify with <i>light plywood striping</i> . Specify with <i>medium plywood striping</i> . Specify with <i>dark plywood striping</i> . Specify with <i>flat square edge profile</i> .

Specification Information									
Dimensions			Style Number	U.S. Base Price	Dimensions			Style Number	U.S. Base Price
D	W	H			D	W	H		
23 5/8"	27 9/16"	29"	TS5ATDE24	\$854	23 5/8"	27 9/16"	29 1/2"	TS5AETDE24	\$929
29 1/2"	34 7/16"	29"	TS5ATDE30	\$910	29 1/2"	34 7/16"	29 1/2"	TS5AETDE30	\$985
:	:	:	:	:	:	:	:	:	:

Classic Payback

Executive Payback



For Canadian Pricing

Multiply U.S. Price by the Canadian price factor.

► See page 1 for details.

Payback Round and Square Table Tops

Payback Round and
Square Table Tops

Tip: See Payback Table Top, Leg, and Base Combinations table to determine possible base and top configurations.
▶ Page 102

Tip: Plywood striping does not match laminate finishes. Plywood striping is offered in three finishes that complement some of the laminates.

Tip: For flat square edge profile or plywood striping details, specify Classic Payback round table tops.

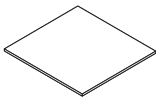
Standard Includes		Required to Specify	
▶ Need help? Product details, page 100	<ul style="list-style-type: none"> Table top: laminate 1"-thick top edges with square edge profile on Classic Payback: high-impact plastic to match top 1½"-thick top edges with ribbed edge profile on Executive Payback: high-impact plastic to match top 	1 Style number 2 Laminate color number for table top 3 Options, if selected (see below) ▶ See <i>Surface Materials</i> , page 570.	

Options	U.S. Price	Required to Specify	
Top Edge Band Detail			
Classic Payback			
• Light plywood striping detail, square edge profile	No cost	Specify with light plywood striping.	
• Medium plywood striping detail, square edge profile	No cost	Specify with medium plywood striping.	
• Dark plywood striping detail, square edge profile	No cost	Specify with dark plywood striping.	
Related Products	• Payback table bases	▶ Page 206	

Specification Information

Dimensions D W	Style Number	U.S. Price
Classic Payback		
Round Table Tops		
35 ⁷ / ₁₆ " 35 ⁷ / ₁₆ "	TS5ATRND36	\$312
41 ⁵ / ₁₆ " 41 ⁵ / ₁₆ "	TS5ATRND42	\$424
47 ¹ / ₄ " 47 ¹ / ₄ "	TS5ATRND48	\$486
53 ¹ / ₈ " 53 ¹ / ₈ "	TS5ATRND54	\$569
Square Table Tops		
35 ⁷ / ₁₆ " 35 ⁷ / ₁₆ "	TS5ATSQ36	\$320
41 ⁵ / ₁₆ " 41 ⁵ / ₁₆ "	TS5ATSQ42	\$403

Dimensions D W	Style Number	U.S. Price
Executive Payback		
Round Table Tops		
35 ⁷ / ₁₆ " 35 ⁷ / ₁₆ "	TS5AETRND36	\$352
41 ⁵ / ₁₆ " 41 ⁵ / ₁₆ "	TS5AETRND42	\$435
47 ¹ / ₄ " 47 ¹ / ₄ "	TS5AETRND48	\$521
53 ¹ / ₈ " 53 ¹ / ₈ "	TS5AETRND54	\$603
Square Table Tops		
35 ⁷ / ₁₆ " 35 ⁷ / ₁₆ "	TS5AETSQ36	\$352
41 ⁵ / ₁₆ " 41 ⁵ / ₁₆ "	TS5AETSQ42	\$435




For Canadian Pricing
 Multiply U.S. Price by the
 Canadian price factor.
 ▶ See page 1 for details.

Payback Rectangular Table Tops

Tip: See Payback Table Top, Leg, and Base Combinations table to determine possible base and top configurations.
▶ Page 102

Tip: When rectangular table tops are used as a return, an attachment bracket is needed. Order TS5A548SR through Service Parts.

Tip: Plywood striping does not match laminate finishes. Plywood striping is offered in three finishes that complement some of the laminates.

Tip: Reinforcing channel, (TSATRC39, TSATRC48, TSATRC57, or TSATRC72), ordered separately, must be used with tops larger than 60"W for 60"W or more of unsupported kneespace.
▶ See page 86

Standard Includes		Required to Specify	
▶ Need help? Product details, page 100	<ul style="list-style-type: none"> Table top: laminate 1"-thick top edges with square edge profile on Classic Payback: high-impact plastic to match top 1½"-thick top edges with ribbed edge profile on Executive Payback: high-impact plastic to match top 	1 Style number 2 Laminate color number for table top 3 Options, if selected (see below) ▶ See <i>Surface Materials</i> , page 570.	

Options	U.S. Price	Required to Specify	
Top Edge Band Detail			
Classic Payback			
• Light plywood striping detail, square edge profile	No cost	Specify with light plywood striping.	
• Medium plywood striping detail, square edge profile	No cost	Specify with medium plywood striping.	
• Dark plywood striping detail, square edge profile	No cost	Specify with dark plywood striping.	
Executive Payback			
• Flat square edge profile for 19½"D, 23½"D, and 29½"D tops	No cost	Specify with flat square edge profile.	
• Light plywood striping detail, square edge profile for 19½"D, 23½"D, and 29½"D tops	No cost	Specify with light plywood striping.	
• Medium plywood striping detail, square edge profile for 19½"D, 23½"D, and 29½"D tops	No cost	Specify with medium plywood striping.	
• Dark plywood striping detail, square edge profile for 19½"D, 23½"D, and 29½"D tops	No cost	Specify with dark plywood striping.	

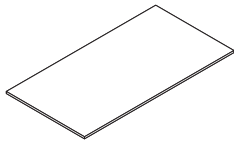
Related Products	• Payback table bases	▶ Page 206
-------------------------	-----------------------	------------

Specification Information

Dimensions D W	Style Number	U.S. Price
19½"	357/16"	TS5ART2036 \$234
19½"	415/16"	TS5ART2042 \$261
19½"	47¼"	TS5ART2048 \$288
19½"	53⅛"	TS5ART2054 \$318
19½"	59½"	TS5ART2060 \$343
19½"	64½"	TS5ART2066 \$372
19½"	707/8"	TS5ART2072 \$401
235/8"	357/16"	TS5ART2436 \$261
235/8"	415/16"	TS5ART2442 \$288
235/8"	47¼"	TS5ART2448 \$318
235/8"	53⅛"	TS5ART2454 \$343

Executive Payback

19½"	357/16"	TS5AERT2036 \$351
19½"	415/16"	TS5AERT2042 \$378
19½"	47¼"	TS5AERT2048 \$408
19½"	53⅛"	TS5AERT2054 \$434
19½"	59½"	TS5AERT2060 \$463
19½"	64½"	TS5AERT2066 \$490
19½"	707/8"	TS5AERT2072 \$520
235/8"	357/16"	TS5AERT2436 \$378
235/8"	415/16"	TS5AERT2442 \$408
235/8"	47¼"	TS5AERT2448 \$434
235/8"	53⅛"	TS5AERT2454 \$463



For Canadian Pricing
Multiply U.S. Price by the Canadian price factor.
▶ See page 1 for details.

▶ Specification Information, continued on next page

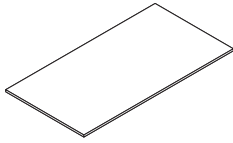
► Specification Information, continued from previous page

Specification Information

Dimensions D W	Style Number	U.S. Price
Classic Payback		
23 ⁵ / ₈ " 59 ¹ / ₁₆ "	TS5ART2460	\$372
23 ⁵ / ₈ " 64 ¹⁵ / ₁₆ "	TS5ART2466	\$401
23 ⁵ / ₈ " 70 ⁷ / ₈ "	TS5ART2472	\$428
29 ¹ / ₂ " 35 ⁷ / ₁₆ "	TS5ART3036	\$288
29 ¹ / ₂ " 41 ⁵ / ₁₆ "	TS5ART3042	\$318
29 ¹ / ₂ " 47 ¹ / ₄ "	TS5ART3048	\$343
29 ¹ / ₂ " 53 ¹ / ₈ "	TS5ART3054	\$372
29 ¹ / ₂ " 59 ¹ / ₁₆ "	TS5ART3060	\$401
29 ¹ / ₂ " 64 ¹⁵ / ₁₆ "	TS5ART3066	\$428
29 ¹ / ₂ " 70 ⁷ / ₈ "	TS5ART3072	\$454

Dimensions D W	Style Number	U.S. Price
Executive Payback		
23 ⁵ / ₈ " 59 ¹ / ₁₆ "	TS5AERT2460	\$490
23 ⁵ / ₈ " 64 ¹⁵ / ₁₆ "	TS5AERT2466	\$520
23 ⁵ / ₈ " 70 ⁷ / ₈ "	TS5AERT2472	\$546
29 ¹ / ₂ " 35 ⁷ / ₁₆ "	TS5AERT3036	\$408
29 ¹ / ₂ " 41 ⁵ / ₁₆ "	TS5AERT3042	\$434
29 ¹ / ₂ " 47 ¹ / ₄ "	TS5AERT3048	\$463
29 ¹ / ₂ " 53 ¹ / ₈ "	TS5AERT3054	\$490
29 ¹ / ₂ " 59 ¹ / ₁₆ "	TS5AERT3060	\$520
29 ¹ / ₂ " 64 ¹⁵ / ₁₆ "	TS5AERT3066	\$546
29 ¹ / ₂ " 70 ⁷ / ₈ "	TS5AERT3072	\$575

Classic and
Executive Payback



For Canadian Pricing
Multiply U.S. Price by the
Canadian price factor.
► See page 1 for details.

Payback Conference Table Tops

Tip: See Payback Table Top, Leg, and Base Combinations table to determine possible base and top configurations.
▶ Page 102

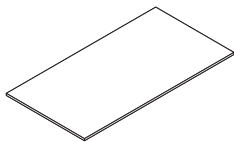
Tip: Plywood striping does not match laminate finishes. Plywood striping is offered in three finishes that complement some of the laminates.

Tip: For flat square edge profile or plywood striping details for 35⁷/₁₆"D and 47¹/₄"D tops, specify Classic Payback rectangular conference table tops.

Tip: Tops that are 118¹/₈"W or wider ship in two pieces with quick-connect hardware and brackets.

Tip: Rectangular bases are recommended for use with Payback tables with power units. Steel X- and T-bases can also be used but will not provide wire management.

Tip: When ordered in wood grain laminates, two-piece tops will not have matching grain patterns where the tops meet.



For Canadian Pricing
Multiply U.S. Price by the Canadian price factor.
▶ See page 1 for details.

Standard Includes		Required to Specify	
▶ Need help? Product details, page 100	<ul style="list-style-type: none"> Table top: laminate 1¹/₂"-thick top edges with square edge profile on Classic Payback: high-impact plastic to match top 1¹/₂"-thick top edges with ribbed edge profile on Executive Payback: high-impact plastic to match top 	1 Style number 2 Laminate color number for table top 3 Options, if selected (see below) ▶ See <i>Surface Materials</i> , page 570.	

Options	U.S. Price	Required to Specify	
Top Edge Band Detail			
Classic Payback			
• Light plywood striping detail, square edge profile	No cost	Specify with <i>light plywood striping</i> .	
• Medium plywood striping detail, square edge profile	No cost	Specify with <i>medium plywood striping</i> .	
• Dark plywood striping detail, square edge profile	No cost	Specify with <i>dark plywood striping</i> .	
Power Units			
Hinged door unit			
• For 59 ¹ / ₁₆ ", 64 ¹⁵ / ₁₆ " and 70 ⁷ / ₈ "W tables	+\$ 354	Specify with <i>power unit</i> .	
• For 94 ¹ / ₂ " and 118 ¹ / ₈ "W tables	+\$ 708	Specify with <i>power unit</i> .	
• For 141 ³ / ₄ " and 165 ³ / ₈ "W tables	+\$1416	Specify with <i>power unit</i> .	
Related Products	• Payback table bases	▶ Page 206	

Specification Information

Dimensions	Pieces	Style	U.S.
D W	Shipped	Number	Base Price

Classic Payback

Rectangular Table Tops

35 ⁷ / ₁₆ "	59 ¹ / ₁₆ "	1	TS5ATRE3660	\$ 575
35 ⁷ / ₁₆ "	64 ¹⁵ / ₁₆ "	1	TS5ATRE3666	\$ 602
35 ⁷ / ₁₆ "	70 ⁷ / ₈ "	1	TS5ATRE3672	\$ 630
47 ¹ / ₄ "	94 ¹ / ₂ "	1	TS5ATRE4896	\$ 769
47 ¹ / ₄ "	118 ¹ / ₈ "	2	TS5ATRE4120	\$ 909
47 ¹ / ₄ "	141 ³ / ₄ "	2	TS5ATRE4144	\$1047
47 ¹ / ₄ "	165 ³ / ₈ "	2	TS5ATRE4168	\$1325

Racetrack Table Tops

35 ⁷ / ₁₆ "	64 ¹⁵ / ₁₆ "	1	TS5ATR3666	\$ 644
35 ⁷ / ₁₆ "	70 ⁷ / ₈ "	1	TS5ATR3672	\$ 671
47 ¹ / ₄ "	94 ¹ / ₂ "	1	TS5ATR4896	\$ 810
47 ¹ / ₄ "	118 ¹ / ₈ "	2	TS5ATR48120	\$ 951
47 ¹ / ₄ "	141 ³ / ₄ "	2	TS5ATR48144	\$1090
47 ¹ / ₄ "	165 ³ / ₈ "	2	TS5ATR48168	\$1367

▶ Specification Information, continued on next page

Dimensions	Pieces	Style	U.S.
D W	Shipped	Number	Base Price

Executive Payback

Rectangular Table Tops

35 ⁷ / ₁₆ "	59 ¹ / ₁₆ "	1	TS5AETRE60	\$ 610
35 ⁷ / ₁₆ "	64 ¹⁵ / ₁₆ "	1	TS5AETRE66	\$ 637
35 ⁷ / ₁₆ "	70 ⁷ / ₈ "	1	TS5AETRE72	\$ 663
47 ¹ / ₄ "	94 ¹ / ₂ "	1	TS5AETRE96	\$ 804
47 ¹ / ₄ "	118 ¹ / ₈ "	2	TS5AETRE120	\$ 942
47 ¹ / ₄ "	141 ³ / ₄ "	2	TS5AETRE144	\$1081
47 ¹ / ₄ "	165 ³ / ₈ "	2	TS5AETRE168	\$1358

Racetrack Table Tops

35 ⁷ / ₁₆ "	64 ¹⁵ / ₁₆ "	1	TS5AETR66	\$ 679
35 ⁷ / ₁₆ "	70 ⁷ / ₈ "	1	TS5AETR72	\$ 706
47 ¹ / ₄ "	94 ¹ / ₂ "	1	TS5AETR96	\$ 845
47 ¹ / ₄ "	118 ¹ / ₈ "	2	TS5AETR120	\$ 984
47 ¹ / ₄ "	141 ³ / ₄ "	2	TS5AETR144	\$1123
47 ¹ / ₄ "	165 ³ / ₈ "	2	TS5AETR168	\$1401

► Specification Information, continued from previous page

Specification Information

• Dimensions	• Pieces	• Style	• U.S.
D W	Shipped	Number	Base
			Price

• Dimensions	• Pieces	• Style	• U.S.
D W	Shipped	Number	Base
			Price

Classic Payback

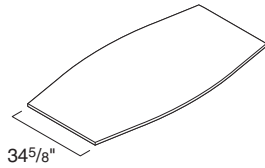
Boat-Shaped Table Tops

47¼"	94½"	1	TS5ATB4896	\$ 810
47¼"	118½"	2	TS5ATB48120	\$ 951
47¼"	141¾"	2	TS5ATB48144	\$1090
47¼"	165¾"	2	TS5ATB48168	\$1367
.

Executive Payback

Boat-Shaped Table Tops

47¼"	94½"	1	TS5AETB96	\$ 845
47¼"	118½"	2	TS5AETB120	\$ 984
47¼"	141¾"	2	TS5AETB144	\$1123
47¼"	165¾"	2	TS5AETB168	\$1401
.

**For Canadian Pricing**

Multiply U.S. Price by the
Canadian price factor.

► See page 1 for details.

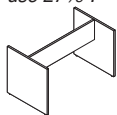
Payback Table Bases

Laminate Bases

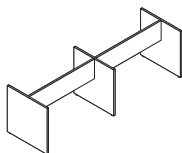
► See page 102 to determine number of bases needed.

Tip: Do not use laminate panel bases in conjunction with tables with power units.

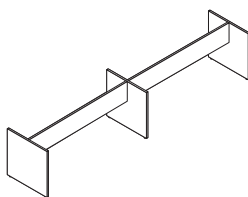
Tip: The Payback table can be used in three ways depending on the height of the legs. For a coffee table use 16"H, for an end table use 19"H, for a worksurface use 27³/₈".



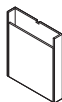
Tip: Use this base to support table tops up to 96"W.



Tip: Use this base to support table tops that are 120"W to 144"W.



Tip: Use this base to support table tops that are 168"W.



For Canadian Pricing

Multiply U.S. Price by the Canadian price factor.

► See page 1 for details.

Standard Includes	Required to Specify
► Need help? Product details, page 100	1 Style number 2 Vertical laminate color number for base ► See <i>Surface Materials</i> , page 570.
<ul style="list-style-type: none"> • Base: laminate • 12"H reinforcing center panel on panel base • Hinged access door on rectangular base • Steel corner post on V-base: black paint only • Adjustable leveling glides • Shipped ready to assemble 	

Specification Information

• Dimensions	• Style	• U.S.
D W H	Number	Price

Panel Bases

23 ⁵ / ₈ "	42 ³ / ₈ "	28"	TS5ATBP72	\$424
----------------------------------	----------------------------------	-----	------------------	-------

23 ⁵ / ₈ "	83 ¹ / ₄ "	28"	TS5ATBP120	\$633
----------------------------------	----------------------------------	-----	-------------------	-------

23 ⁵ / ₈ "	118 ¹¹ / ₁₆ "	28"	TS5ATBP168	\$771
----------------------------------	-------------------------------------	-----	-------------------	-------

Rectangular Bases

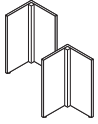
4 ⁵ / ₁₆ "	17 ⁵ / ₈ "	28"	TS5ATBR18	\$428
----------------------------------	----------------------------------	-----	------------------	-------

4 ⁵ / ₁₆ "	23 ⁵ / ₈ "	28"	TS5ATBR24	\$482
----------------------------------	----------------------------------	-----	------------------	-------

► **Specification Information, continued on next page**

► Specification Information, continued from previous page

Tip: Do not use laminate V- or X-bases in conjunction with tables with power units.



Tip: Table tops 96"W or less require one pair of V-bases. Table tops larger than 96"W require one pair of V-bases and one X-base for center support.



Specification Information

Dimensions			Style	U.S.
D	W	H	Number	Price
:	:	:	:	:

Two V-Bases

15"	15"	28"	TS5AVLBASE	\$765
:	:	:	:	:

X-Base

27"	27"	28"	TS5AXLBASE	\$601
:	:	:	:	:

**For Canadian Pricing**

Multiply U.S. Price by the Canadian price factor.

► See page 1 for details.

Payback Table Bases, continued

Steel Bases

Tip: Attachment hardware is to be used with Payback table tops only.

► See page 102 to determine number of bases needed.

Tip: The Payback table can be used in three ways depending on the height of the legs. For a coffee table use 16"H, for an end table use 19"H, for a worksurface use 27³/₈".

Standard Includes	Required to Specify
► Need help? Product details, page 100	1 Style number 2 Paint color number for base 3 Options, if selected (see below) ► See <i>Surface Materials</i> , page 570.

Options	U.S. Price	Required to Specify
Surface Materials Steel base <ul style="list-style-type: none"> Paint price group 1 Paint price group 2 	No cost +\$16	Specify paint color number. Specify paint color number.
Square legs <ul style="list-style-type: none"> Paint price group 1 Paint price group 2 for package of two Paint price group 2 for 16"H and 19"H package of four Paint price group 2 for 27³/₈"H package of four 	No cost +\$22 +\$16 +\$43	Specify paint color number. Specify paint color number. Specify paint color number. Specify paint color number.

Specification Information

Dimensions	Style Number	U.S. Base Price
D W H		
.....

X-Base

35"	35"	28"	TS5ATBXS	\$523
.....

T-Base

31 ¹ / ₂ "	30 ¹ / ₈ "	28"	TS5ATBTS	\$349
.....

Post Legs

3"	3"	28"	TS5ATBLS3	\$251
6"	6"	28"	TS5ATBLS	\$279
.....

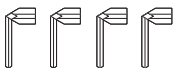
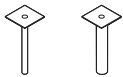
Square Legs

Package of Two

2"	2"	27 ³ / ₈ "	TS5ASQL272	\$263
----	----	----------------------------------	-------------------	-------

Package of Four

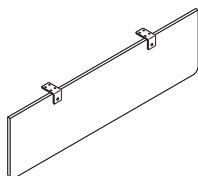
2"	2"	16"	TS5ASQL164	\$473
2"	2"	19"	TS5ASQL194	\$500
2"	2"	27 ³ / ₈ "	TS5ASQL274	\$526
.....



For Canadian Pricing
 Multiply U.S. Price by the
 Canadian price factor.
 ► See page 1 for details.

Payback Table Components

Modesty Panels



Tip: Modesty panel widths correspond to table top widths that are 12" wider (e.g., 59¹/₁₆" table top would require a 47¹/₄" modesty panel).

Standard Includes		Required to Specify	
<p>► Need help? Product details, page 100</p> <ul style="list-style-type: none">• Modesty panel: vertical surfaces laminate• Bracket: paint		<p>1 Style number 2 Vertical laminate color number for modesty panel 3 Paint color number for bracket ► See <i>Surface Materials</i>, page 570.</p>	

Specification Information			
• Dimensions W H	• Corresponding Table Top Width	• Style Number	• U.S. Price
23 ⁵ / ₈ " 12"	35 ⁷ / ₁₆ "	TS5AMOD24	\$230
29 ¹ / ₂ " 12"	41 ³ / ₈ "	TS5AMOD30	\$249
35 ⁷ / ₁₆ " 12"	47 ¹ / ₄ "	TS5AMOD36	\$263
41 ³ / ₈ " 12"	53 ¹ / ₈ "	TS5AMOD42	\$283
47 ¹ / ₄ " 12"	59 ¹ / ₁₆ "	TS5AMOD48	\$297
53 ¹ / ₈ " 12"	64 ¹⁵ / ₁₆ "	TS5AMOD54	\$314
59 ¹ / ₁₆ " 12"	70 ⁷ / ₈ "	TS5AMOD60	\$331



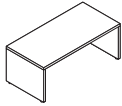
For Canadian Pricing

Multiply U.S. Price by the Canadian price factor.

► See page 1 for details.

Payback Tables

Coffee Tables with End Panels



Tip: Plywood striping does not match laminate finishes. Plywood striping is offered in three finishes that complement some of the laminates.

Standard Includes	Required to Specify
<p>► Need help? Product details, page 100</p> <ul style="list-style-type: none"> Coffee table: top laminate and vertical surfaces laminate 1"-thick top edges with square edge profile on Classic Payback: high-impact plastic to match top 1½"-thick top edges with ribbed edge profile on Executive Payback: high-impact plastic to match top Full end panels Adjustable leveling glides Shipped ready to assemble 	<ul style="list-style-type: none"> 1 Style number 2 Laminate color number for coffee table top 3 Vertical laminate color number for table 4 Options, if selected (see below) <p>► See <i>Surface Materials</i>, page 570.</p>

Options	U.S. Price	Required to Specify
Top Edge Band Detail		
• Light plywood striping detail, square edge profile	No cost	Specify <i>with light plywood striping</i> .
• Medium plywood striping detail, square edge profile	No cost	Specify <i>with medium plywood striping</i> .
• Dark plywood striping detail, square edge profile	No cost	Specify <i>with dark plywood striping</i> .
• Flat square edge profile on Executive Payback only	No cost	Specify <i>with flat square edge profile</i> .

Specification Information									
• Dimensions			• Style Number	• U.S. Price	• Dimensions			• Style Number	• U.S. Price
D	W	H			D	W	H		
Classic Payback					Executive Payback				
19 ¹¹ / ₁₆ "	41 ⁵ / ₁₆ "	17 ³ / ₄ "	TS5ATCT42	\$350	19 ¹¹ / ₁₆ "	41 ⁵ / ₁₆ "	18 ¹ / ₄ "	TS5AETCT42	\$468
21 ⁵ / ₈ "	47 ¹ / ₄ "	17 ³ / ₄ "	TS5ATCT	\$378	21 ⁵ / ₈ "	47 ¹ / ₄ "	18 ¹ / ₄ "	TS5AETCT	\$495

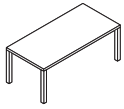


For Canadian Pricing

Multiply U.S. Price by the Canadian price factor.

► See page 1 for details.

Coffee Tables with Square Legs



► Need help?
Product details,
page 100

Standard Includes

- Coffee table: laminate
- 1"-thick top edges with square edge profile on Classic Payback: high-impact plastic to match top
- 1½"-thick top edges with ribbed edge profile on Executive Payback: high-impact plastic to match top
- Square legs: paint price group 1
- Adjustable leveling glides
- Shipped ready to assemble

Required to Specify

- 1 Style number
 - 2 Laminate color number for coffee table top
 - 3 Paint color number for square legs
 - 4 Options, if selected (see below)
- See *Surface Materials*, page 570.

Classic and
Executive Payback

Tip: Plywood striping does not match laminate finishes. Plywood striping is offered in three finishes that complement some of the laminates.

	Options	U.S. Price	Required to Specify
Surface Materials	Square legs <ul style="list-style-type: none"> • Paint price group 1 • Paint price group 2 	No cost +\$16	Specify paint color number. Specify paint color number.
Top Edge Band Detail	<ul style="list-style-type: none"> • Light plywood striping detail, square edge profile • Medium plywood striping detail, square edge profile • Dark plywood striping detail, square edge profile • Flat square edge profile on Executive Payback only 	No cost No cost No cost No cost	Specify with <i>light plywood striping</i> . Specify with <i>medium plywood striping</i> . Specify with <i>dark plywood striping</i> . Specify with <i>flat square edge profile</i> .

Specification Information

Dimensions			Style Number	U.S. Base Price	Dimensions			Style Number	U.S. Base Price
D	W	H			D	W	H		
Classic Payback					Executive Payback				
19 ¹¹ / ₁₆ "	41 ⁵ / ₁₆ "	17"	TS5ATCTL42	\$702	19 ¹¹ / ₁₆ "	41 ⁵ / ₁₆ "	17 ¹ / ₂ "	TS5AETCTL42	\$818
21 ⁵ / ₈ "	47 ¹ / ₄ "	17"	TS5ATCTL	\$756	21 ⁵ / ₈ "	47 ¹ / ₄ "	17 ¹ / ₂ "	TS5AETCTL	\$874
.



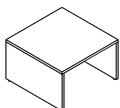
For Canadian Pricing

Multiply U.S. Price by the Canadian price factor.

► See page 1 for details.

Payback Tables, continued

End Tables with End Panels



Standard Includes	Required to Specify
<p>► Need help? Product details, page 100</p> <ul style="list-style-type: none"> End table: top laminate and vertical surfaces laminate 1"-thick top edges with square edge profile on Classic Payback: high-impact plastic to match top 1 1/2"-thick top edges with ribbed edge profile on Executive Payback: high-impact plastic to match top Full end panels Adjustable leveling glides Shipped ready to assemble 	<ul style="list-style-type: none"> 1 Style number 2 Laminate color number for end table top 3 Vertical laminate color number for table 4 Options, if selected (see below) <p>► See <i>Surface Materials</i>, page 570.</p>

Tip: Plywood striping does not match laminate finishes. Plywood striping is offered in three finishes that complement some of the laminates.

Options	U.S. Price	Required to Specify
Top Edge Band Detail		
• Light plywood striping detail, square edge profile	No cost	Specify <i>with light plywood striping</i> .
• Medium plywood striping detail, square edge profile	No cost	Specify <i>with medium plywood striping</i> .
• Dark plywood striping detail, square edge profile	No cost	Specify <i>with dark plywood striping</i> .
• Flat square edge profile on Executive Payback only	No cost	Specify <i>with flat square edge profile</i> .

Specification Information					
• Dimensions			• Style Number	• U.S. Price	
D	W	H			
<hr/>					
Classic Payback					
215⁄8"	215⁄8"	173⁄4"	TS5ATET	\$312	
291⁄2"	291⁄2"	173⁄4"	TS5ATCT30	\$382	
:	:	:	:	:	:
<hr/>					
Executive Payback					
215⁄8"	215⁄8"	181⁄4"	TS5AETET	\$388	
291⁄2"	291⁄2"	181⁄4"	TS5AETCT30	\$501	
:	:	:	:	:	:

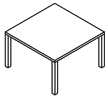


For Canadian Pricing

Multiply U.S. Price by the Canadian price factor.

► See page 1 for details.

End Tables with Square Legs



► Need help?
Product details,
page 100

Standard Includes

- End table: laminate
- 1"-thick top edges with square edge profile on Classic Payback: high-impact plastic to match top
- 1½"-thick top edges with ribbed edge profile on Executive Payback: high-impact plastic to match top
- Square legs: paint price group 1
- Adjustable leveling glides
- Shipped ready to assemble

Required to Specify

- 1 Style number
 - 2 Laminate color number for end table top
 - 3 Paint color number for square legs
 - 4 Options, if selected (see below)
- See *Surface Materials*, page 570.

Classic and
Executive Payback

Tip: Plywood striping does not match laminate finishes. Plywood striping is offered in three finishes that complement some of the laminates.

Options		U.S. Price	Required to Specify
Surface Materials	Square legs		
	• Paint price group 1	No cost	Specify paint color number.
	• Paint price group 2	+\$16	Specify paint color number.
Top Edge Band Detail	• Light plywood striping detail, square edge profile	No cost	Specify with light plywood striping.
	• Medium plywood striping detail, square edge profile	No cost	Specify with medium plywood striping.
	• Dark plywood striping detail, square edge profile	No cost	Specify with dark plywood striping.
	• Flat square edge profile on Executive Payback only	No cost	Specify with flat square edge profile.

Specification Information

• Dimensions			• Style Number	• U.S. Base Price	• Dimensions			• Style Number	• U.S. Base Price
D	W	H			D	W	H		
.		
Classic Payback					Executive Payback				
215⁄8"	215⁄8"	20"	TS5ATETL	\$626	215⁄8"	215⁄8"	201⁄2"	TS5AETETL	\$702
291⁄2"	291⁄2"	20"	TS5ATETL30	\$766	291⁄2"	291⁄2"	201⁄2"	TS5AETETL30	\$886
.



For Canadian Pricing

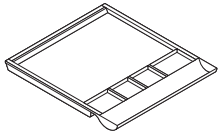
Multiply U.S. Price by the Canadian price factor.

► See page 1 for details.

Accessories

Center Drawer

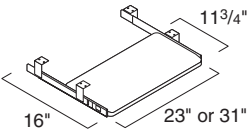
Field-Installed



Standard Includes			Required to Specify	
► Need help? Product details, page 96			<ul style="list-style-type: none">Center drawer: black plastic onlyAttachment hardware	Style number
Specification Information				
• Dimensions			• Style	• U.S.
D	W	H	Number	Price
15"	21"	2"	TS5ACTRD	\$182

Retractable Keyboard Shelf

Field-Installed



Tip: Clearance is 2" between underside of worksurface and keyboard shelf.

Standard Includes			Required to Specify	
► Need help? Product details, page 96	<ul style="list-style-type: none">• Keyboard shelf: laminate• Attachment hardware		<div>1 Style number</div> <div>2 Laminate color number for keyboard shelf</div> <div>► See <i>Surface Materials</i>, page 570.</div>	
Specification Information				
• Dimensions			• Style	• U.S.
D	W	H	Number	Price
16"	23"	3½"	TS5AKRS22	\$193
16"	31"	3½"	TS5AKRS30	\$242



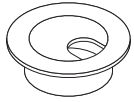
For Canadian Pricing

Multiply U.S. Price by the Canadian price factor.

► See page 1 for details.

Grommet

Field-Installed



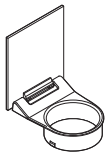
Standard Includes	Required to Specify
<ul style="list-style-type: none"> ▶ Need help? Product details, page 96 • Grommet: black plastic • Drilling instructions 	Style number

Specification Information

• Diameter	• Style Number	• U.S. Price
2 3/4"	TS5AGRM	\$19

Flip Grommet

Field-Installed



Tip: Flip grommet requires a 3" hole in the worksurface.

Standard Includes	Required to Specify
<ul style="list-style-type: none"> ▶ Need help? Product details, page 96 • Flip cover: paint • Bottom grommet portion: black plastic 	1 Style number 2 Paint color number for flip cover ▶ See <i>Surface Materials</i> , page 570.

Specification Information

• Dimensions			• Style Number	• U.S. Price
D	W	H		
4 1/2"	4"	1 3/4"	TS5GF3	\$60

Wire Manager

Field-Installed



Tip: For use with any tack-board ordered prior to July 21, 2007 for routing wires when shelf lights are used.

Standard Includes	Required to Specify
<ul style="list-style-type: none"> • Two clips for horizontal routing and one wire manager cover for vertical routing: black plastic • Attachment hardware 	Style number

Specification Information

• Dimensions			• Style Number	• U.S. Price
D	W	H		
3/4"	3/4"	17 3/4"	TS5AWM	\$49

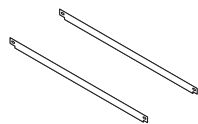
**For Canadian Pricing**

Multiply U.S. Price by the Canadian price factor.

▶ See page 1 for details.

Accessories, continued

Front-To-Back Lateral File Rail



Tip: For use on all Payback products that have a lateral file.

Tip: This package includes rails for two lateral file drawers.

Standard Includes	Required to Specify
• Rail: black	Style number

Specification Information

• Dimensions			• Style	• U.S.
D	W	H	Number	Price
15 ⁷ / ₈ "	1 ¹ / ₈ "	3 ³ / ₄ "	TS5ALFTBR	\$87







For Canadian Pricing

Multiply U.S. Price by the Canadian price factor.

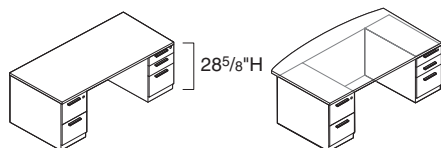
► See page 1 for details.

Walden

			
Statement of Line	218	Specifying	
Walden Planning 101	224	Desktop Organizers	276
Thought Starters and Applications	226	Back Panels for Desktop Organizers	277
		Stacking Bookcases	278
Product Details		Freestanding Bookcases	280
Walden	230	Vertical Cabinets, Wardrobes, and Towers	282
Application Topics		Accessories	284
Storage Capacities	234		
Worksurface Edge Profile Locations	235		
Grommet and Scallop Locations	236		
Worksurface Wood Grain Directions	237		
			
Specifying			
Desks	238		
Single-Pedestal Desks with Legs	242		
Table Desks	244		
Straight Run-Offs	246		
Bullet Run-Offs	247		
Bullet-Shape Tables	248		
Desk Returns	250		
Returns	252		
Bridges	254		
Modesty Panels	255		
Corner Unit	256		
Full Storage Credenzas	258		
Kneespace Credenzas	262		
Shell Credenzas	266		
Mobile Pedestal	268		
Lateral Files – Freestanding 2-High	270		
Lateral Files – Freestanding 4-High	272		
Service Modules	273		
Tackboards	274		
Light Valances	275		

Statement of Line

Walden

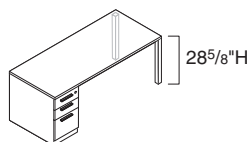


Understanding
 ▶ Page 230
 Specifying
 ▶ Page 238

Double-Pedestal Desk

	60"W	66"W	72"W
30"D	■	■	
36"D			■ ●

● = Bowed worksurface ■ = Straight worksurface

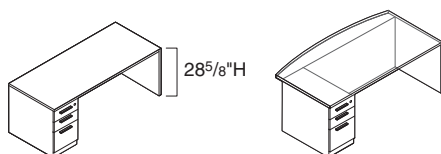


Understanding
 ▶ Page 230
 Specifying
 ▶ Page 242

Single Pedestal Desk with Legs*

	60"W	66"W	72"W
30"D	●	●	●

*Drawing shows left-hand unit. Right-hand unit is also available.



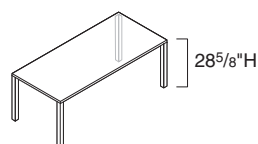
Understanding
 ▶ Page 230
 Specifying
 ▶ Page 238

Single-Pedestal Desks*

	60"W	66"W	72"W
30"D	■	■	■
36"D			■ ●

● = Bowed worksurface ■ = Straight worksurface

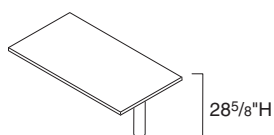
*Drawing shows left-hand unit. Right-hand unit is also available.



Understanding
 ▶ Page 230
 Specifying
 ▶ Page 244

Table Desk

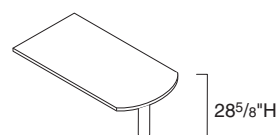
	60"W	66"W	72"W
30"D	●	●	●
36"D			●



Understanding
 ▶ Page 232
 Specifying
 ▶ Page 246

Straight Run-Offs

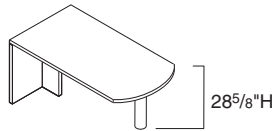
	48"W	60"W	72"W
30"D	●	●	
36"D			●



Understanding
 ▶ Page 232
 Specifying
 ▶ Page 247

Bullet Run-Offs

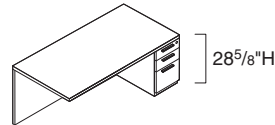
	48"W	60"W	72"W
30"D	●	●	
36"D			●



Understanding
 ▶ Page 232
 Specifying
 ▶ Page 248

Bullet-Shape Tables

	60"W	72"W
30"D	●	
36"D		●

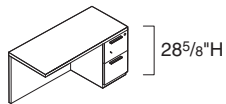


Understanding
 ▶ Page 232
 Specifying
 ▶ Page 250

Desk Returns*

	60"W	72"W
30"D	●	●

*Drawing shows right-hand unit. Left-hand unit is also available.

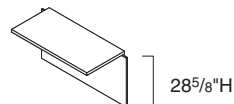


Understanding
 ▶ Page 232
 Specifying
 ▶ Page 252

Returns*

	42"W	48"W	72"W
24"D	●	●	●

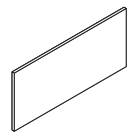
*Drawing shows right-hand unit. Left-hand unit is also available.



Understanding
 ▶ Page 232
 Specifying
 ▶ Page 254

Bridges

	42"W	48"W
24"D	●	●

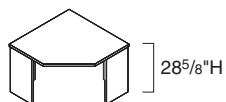


Understanding
 ▶ Page 232
 Specifying
 ▶ Page 255

Modesty Panels

	30"W	36"W	42"W	48"W	54"W	60"W	66"W	78"W	84"W	90"W
18"H	●	●	●	●	●	●	●	●	●	●

Statement of Line, continued

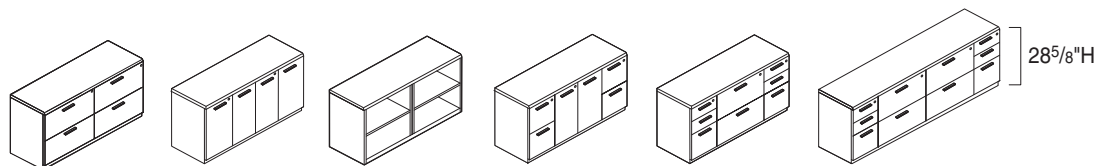


Understanding
 ▶ Page 232
 Specifying
 ▶ Page 256

Corner Units

42"W

24"D



Understanding
 ▶ Page 230
 Specifying
 ▶ Page 258

Full-Storage Credenza

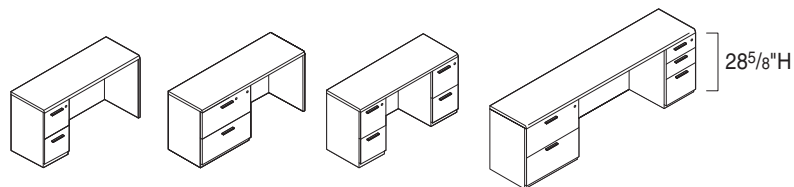
60"W

66"W

72"W

90"W

24"D



Understanding
 ▶ Page 230
 Specifying
 ▶ Page 262

Kneespace Credenzas*

60" W

66"W

72"W

90"W

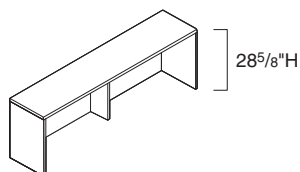
96"W

102"W

24"D



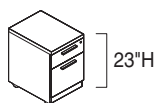
*Drawing shows left-hand unit. Right-hand unit is also available.



Understanding
 ▶ Page 230
 Specifying
 ▶ Page 266

Shell Credenzas

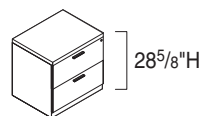
	72"W	96"W	102"W
24"D	●	●	●



Understanding
 ▶ Page 230
 Specifying
 ▶ Page 268

Mobile Pedestal

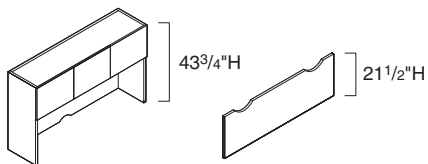
	15"W
22 3/4"D	●



Understanding
 ▶ Page 231
 Specifying
 ▶ Page 270

Lateral Files

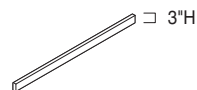
	30"W	36"W
24"D	●	●



Understanding
 ▶ Pages 230, 232
 Specifying
 ▶ Pages 273, 274

Service Modules and Tackboards

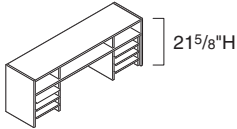
	60"W	66"W	72"W	90"W
15"D	●	●	●	●



Understanding
 ▶ Page 231
 Specifying
 ▶ Page 275

Light Valances

	57 3/4"W	63 3/4"W	69 3/4"W	87 3/4"W
3"H	●	●	●	●



21⁵/₈"H

Understanding

▶ Page 230

Specifying

▶ Page 276

Desktop Organizers - Combo			
	60"W	72"W	
15"D	●	●	



21¹/₂"H

Understanding

▶ Page 230

Specifying

▶ Page 276

Desktop Organizer - Vertical	
	14 ³ / ₈ "W
12 ³ / ₈ "D	●



21⁵/₈"H

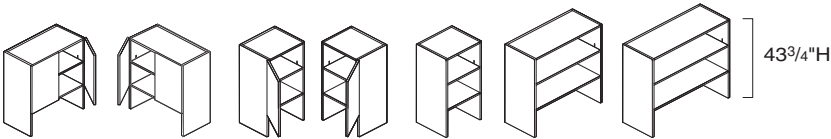
Understanding

▶ Page 230

Specifying

▶ Page 277

Back Panel for Desktop Organizers			
	60"W	72"W	
3/4"D	●	●	



43³/₄"H

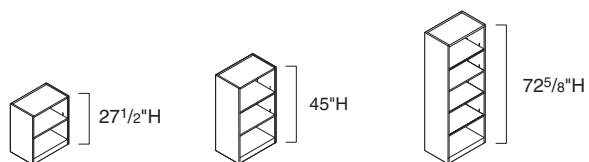
Understanding

▶ Page 231

Specifying

▶ Page 278

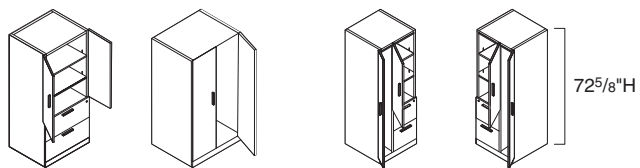
Stacking Bookcases			
	15"W	30"W	36"W
15"D	●	●	●



Understanding
 ▶ Page 231
 Specifying
 ▶ Page 280

Freestanding Bookcases

	30"W	36"W
15"D	●	●



Understanding
 ▶ Page 231
 Specifying
 ▶ Page 282

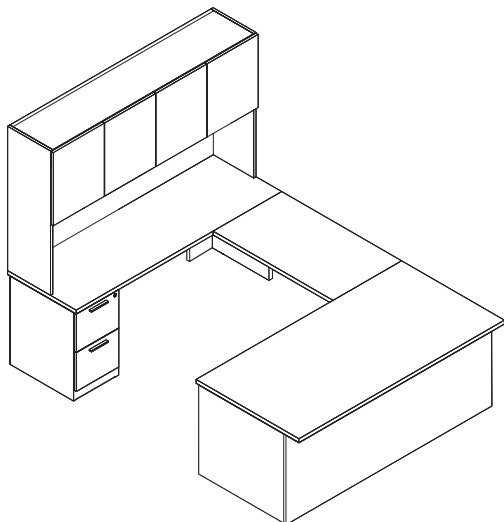
Vertical Cabinets, Wardrobes, and Towers

	24"W	30"W	36"W
24"D	■	●	●

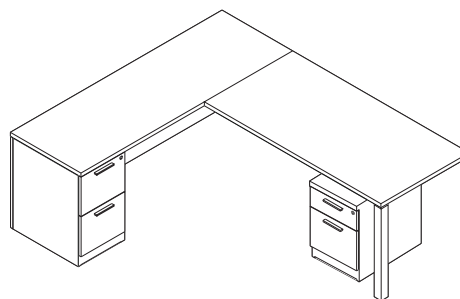
● = Vertical Cabinets and Wardrobes ■ = Towers

Walden Planning 101

U configuration



L configuration



Building Blocks

Supplemental Pieces

- Single pedestal desk
- Table desk
- Bridges
- Kneewell credenzas
- Bullet-tables

- Single pedestal desk
- Table desk
- Desk returns
- Bullet-tables
- Straight run-offs

Features

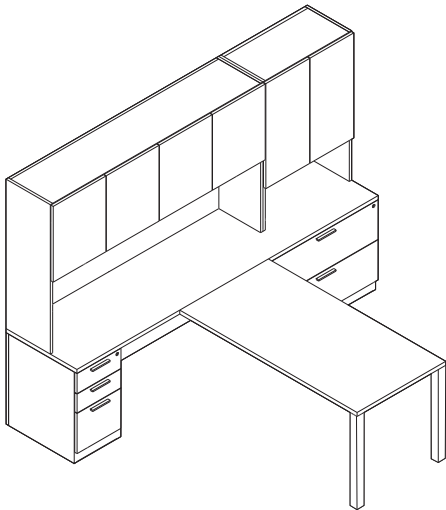
- Towers, Wardrobes, and Vertical Cabinets
- Service Modules
- Bookcases
- Freestanding lateral files
- Mobile pedestal

- Towers, Wardrobes, and Vertical Cabinets
- Service modules
- Bookcases
- Freestanding lateral files
- Mobile pedestal

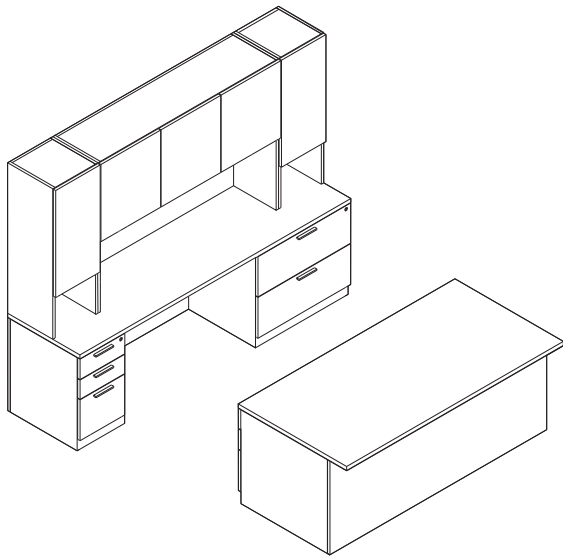
- Lots of worksurface space
- Lots of storage
- Allow user to work facing door

- Small footprint
- Allows user to work facing door

T configuration



Desk/Credenza



Walden

Building Blocks

Supplemental Pieces

Features

- Shell credenzas
- 96" and 102" credenzas
- Bullet run-offs
- Straight run-offs
- Desk returns
- Stacking bookcases

- Towers, Wardrobes, and Vertical Cabinets
- Service Modules
- Bookcases
- Freestanding lateral files
- Mobile pedestal

- Utilized "side" wall
- Allows for upper storage without blocking windows
- Supports collaboration
- Allows user to work facing door

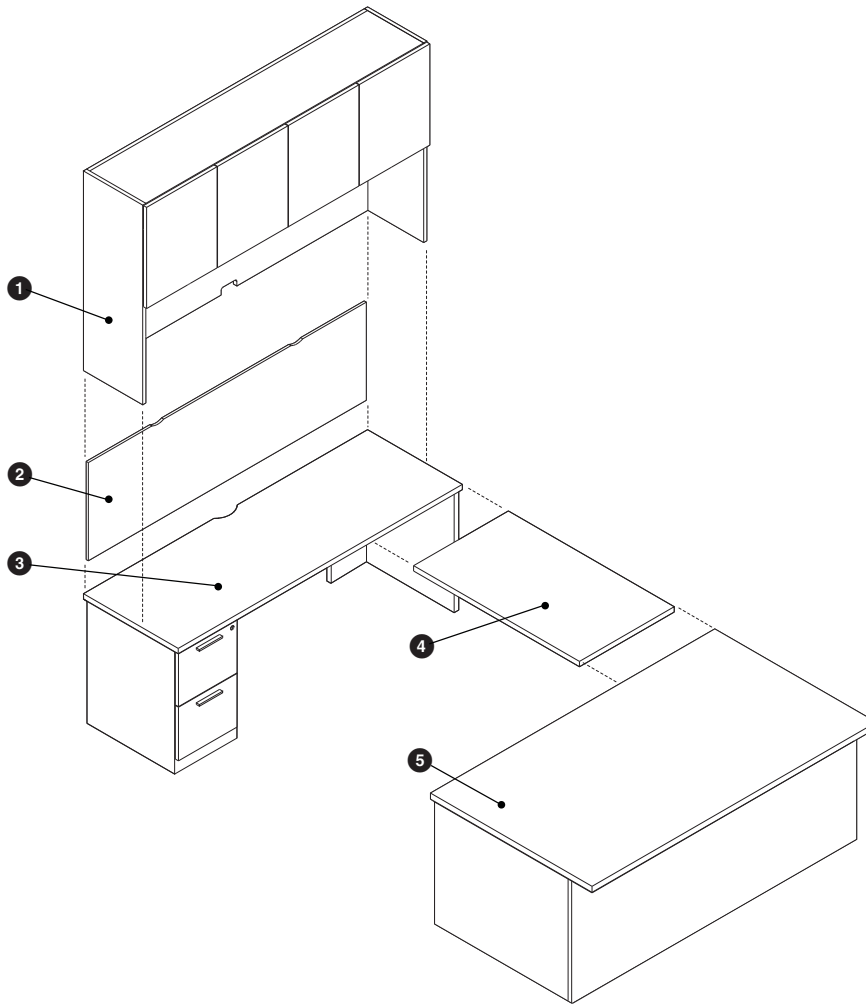
- Double pedestal desks
- Full storage credenzas

- Towers, Wardrobes, and Vertical Cabinets
- Service Modules
- Bookcases
- Freestanding lateral files
- Mobile pedestal

- Storage density
- Traditional feel
- Allows user to work facing door

Thought Starters and Applications

1



For Canadian Pricing

Multiply U.S. Price by the Canadian price factor.

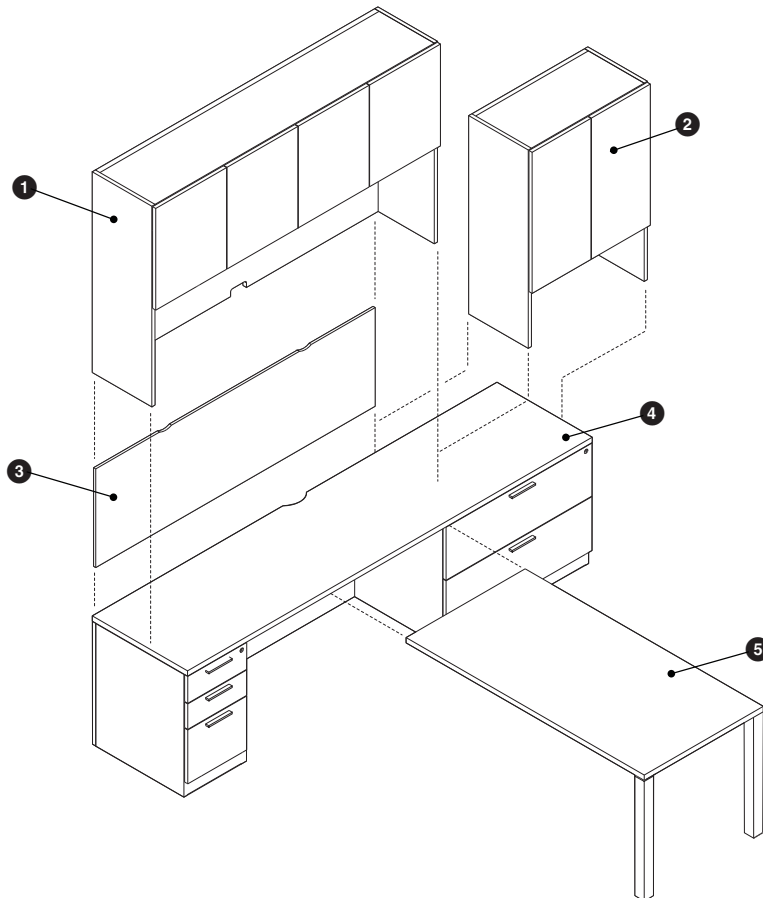
► See page 1 for details.

Walden 1

Recommended Components

	Quantity	Style Number	Description	U.S. List Price	Total
1	1	WLMS157243C	72"W Service Module with Doors and Laminate Interior Back Panel Option	\$2308	\$2308
2	1	WLIT7221S	72"W Tackboard for Service Module Application	\$ 433	\$ 433
3	1	WLCZ2472M	24"D x 72"W Kneewell/Pedestal Credenza with No Back Panel Option, with scallop	\$2041	\$2041
4	1	WLGG2442	24"D x 42"W Bridge with no Back Panel Option	\$ 688	\$ 688
5	1	WLDS3672R	36"D x 72"W Single-Pedestal Desk	\$2857	\$2857
					\$8327

2

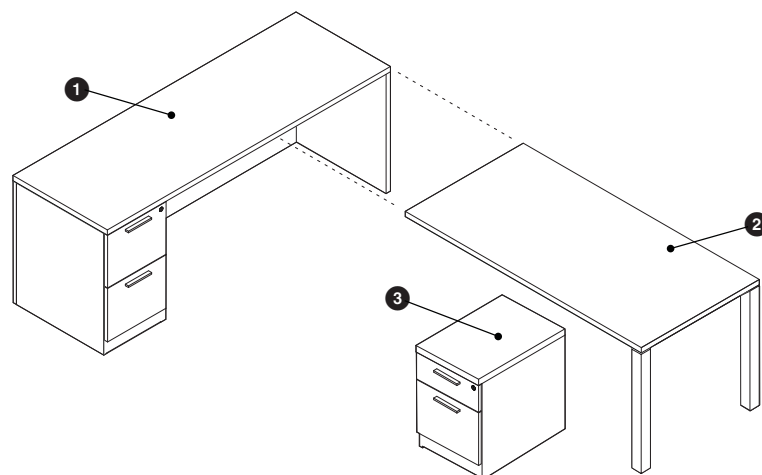
**For Canadian Pricing**Multiply U.S. Price by the
Canadian price factor.

► See page 1 for details.

Walden 2**Recommended Components**

	Quantity	Style Number	Description	U.S. List Price	Total
1	1	WLMS157243C	72"W Service Module with Doors	\$2523	\$ 2523
2	1	WLBS153043D	30"W Stacking Bookcases with Two Doors	\$1688	\$ 1688
3	1	WLIT9021S	72"W Tackboard for Service Module Application	\$ 498	\$ 498
4	1	WLCZ24102J	24"D x 102"W Pedestal/Kneewell/Lateral File Credenza with scallop	\$4762	\$ 4762
5	1	WLRS3060	30"D X 60"W Straight Run-off with Optional Leg Supports	\$1184	\$ 1184
					\$10,655

3

**For Canadian Pricing**

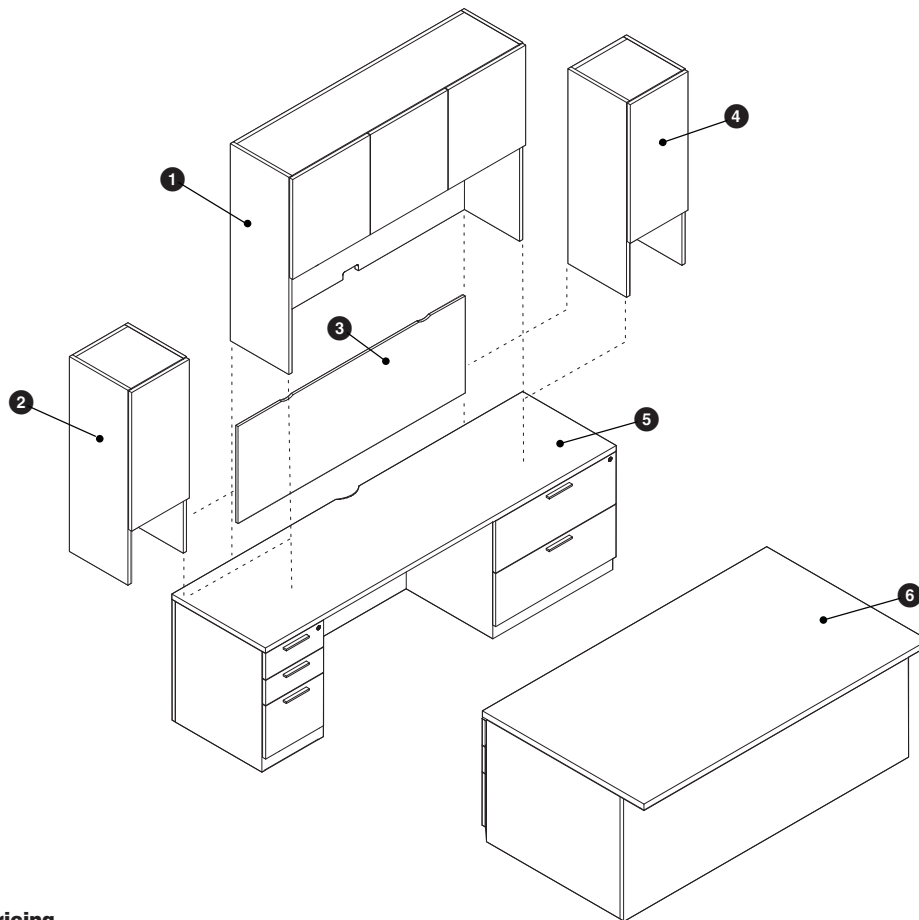
Multiply U.S. Price by the
Canadian price factor.

► See page 1 for details.

Walden 3**Recommended Components**

	Quantity	Style Number	Description	U.S. List Price	Total
1	1	WLCZ2472M	24"D x 72"W Kneewell/Pedestal Credenza	\$2475	\$2475
2	1	WLRS3060	30"D x 60"W Straight Run-off with Optional Leg Supports	\$1184	\$1184
3	1	WLPM201523	Mobile Pedestal	\$1146	\$1146
					\$4805

4

**For Canadian Pricing**Multiply U.S. Price by the
Canadian price factor.

► See page 1 for details.

Walden 4**Recommended Components**

	Quantity	Style Number	Description	U.S. List Price	Total
1	1	WLMS156043C	60"W Service Module with Doors	\$2155	\$ 2155
2	1	WLBS151543L	15"W Stacking Bookcase with Door Hinged Left-hand	\$1146	\$ 1146
3	1	WLIT6021S	60"W Tackboard for Service Module Application	\$ 356	\$ 356
4	1	WLBS151543R	15"W Stacking Bookcase with Door Hinged Right-hand	\$1146	\$ 1146
5	1	WLCZ2490J	24"D x 90"W Pedestal/Kneewell/Lateral File Credenza with scallop	\$4434	\$ 4434
6	1	WLDD3672	36"D x 72"W Double-Pedestal Desk	\$3696	\$ 3696
					\$12,933

Walden

Service module provides additional storage above a credenza.

Worksurface has a wood core with either a wood or laminate surface.

Kneespace credenzas are available in a variety of configurations.

Lock secures both drawers. Locks are standard factory-installed, keyed random.

► *Lock and Keying*, page 588

Leveling glides adjust to install furniture on uneven floors.

Door pulls are integral and located behind the bottom edge of door to provide a convenient grip.

Tackboard provides a tackable surface between the service module and credenza. Tackboard is field-installed only.

Bridge attaches to a desk and credenza to form a U-shape configuration.

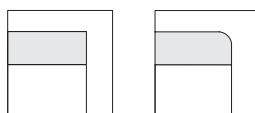
Desks are available in single- and double-pedestal models. Desk are also available with straight or bow fronts.

Drawer pulls are available in three different styles.

Returns are available with the pedestal on the left- or right-hand side.

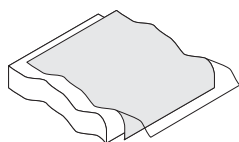
Pedestal lock secures drawers in a pedestal. Locks are standard factory-installed, keyed random.
► *Lock and Keying*, page 588

Product Details

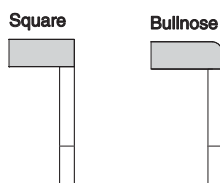


Square Bullnose

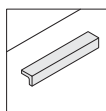
Walden is available with two different edge profiles.



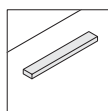
Bullnose edge profile is achieved by wrapping wood veneer or laminate around shaped edge of work surface core.



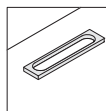
Bottom edge of work surface edge profile aligns with front edge of drawer front.



L



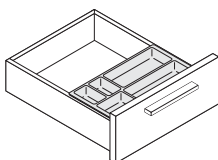
Line



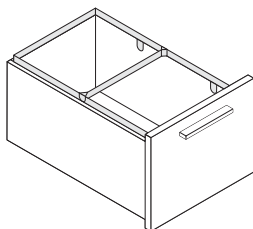
Loop

Pulls are available in three different styles and a variety of finishes.

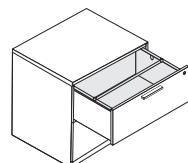
Drawers are polypropylene wrapped with miter-fold construction.



Box drawers open their full depth.



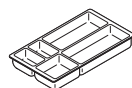
File drawers open their full depth for total access to the contents. They accommodate front-to-back or side-to-side letter, and side-to-side legal-size filing.



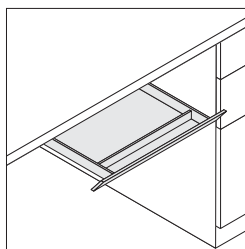
Lateral file drawers open their full depth for total access to the contents. They accommodate front-to-back or side-to-side letter- and legal-size filing.

Safety stop prevents accidental removal of drawers from the pedestal.

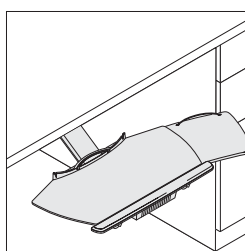
Walden products are built as units but they are reconfigurable. However, some units that are handed (ie. single-pedestal desks) will be defaced and will require replacement parts to reconfigure the product. *Tip: To reconfigure, refer to service parts catalog or assembly directions in Product Reference for reconfiguration instructions.*



Pencil tray is included in each box/box/file drawer.



Center drawer is available for field installation on desks only. It is equipped with a convenience tray.



Articulated keyboard shelf can be added in the field to support a computer keyboard beneath the level of the work surface. For product information, see *Steelcase Worktools Specification Guide*.

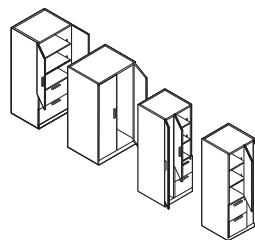
Tip: Grommet is recommended in the work surface to allow cable from the keyboard to link with the computer on the work surface.

Counterweights are shipped with all storage credenzas and lateral files for field installation to insure stability.

Tip: In certain applications counterweights may not be needed and can be optioned out at specification.

Tip: Counterweights are available and ship with drawered only storage units, not with units with doors.

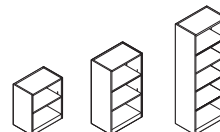
Counterweights on mobile pedestals are shipped assembled in the unit.



Vertical cabinets, wardrobes, and towers offer a variety of storage configurations.



Lateral file is equipped with four drawers that will accommodate front-to-back or side-to-side filing. Safety interlock system allows only one drawer to be opened at a time.




Freestanding bookcases are available in a variety of widths and heights.

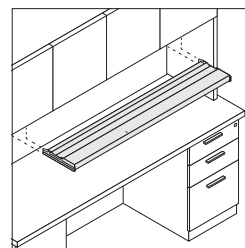
72⁵/₈" H freestanding bookcases are standard with an unfinished back panel. It is recommended to place against a wall or in a back-to-back application.

Shelves are standard 3/4" thick. Thicker 1 1/8" shelves are available for heavy load conditions as an option.

Tip: Heavy load conditions are defined as loads of 100 lbs or greater. Heavy load shelves should be specified on wider units (30"W or 36"W) loaded with books or other heavy objects.

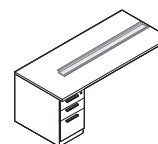


Stacking bookcases attach to a worksurface and are available in a variety of widths. Stacking bookcases are available with or without hinged doors. Doors on stacking bookcases do not have pulls. Stacking bookcases have a piling area below the fixed shelf that accommodates expandable folders. Stacking bookcases cannot be attached on a profiled edge.



Shelf lights are available to field install beneath the service module.

Light valance is field installed and creates recessed area for task lights.

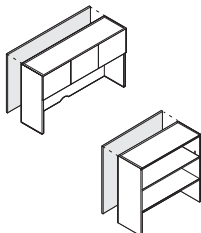


Work surface brace is used when a work surface has an unsupported span that is greater than 60"W. It provides unobstructed support under the work surface.

Worksurfaces supported by legs or tethered brackets that have unsupported spans less than or equal to 84"W, use one work surface brace. For unsupported spans greater than 84"W, two work surface braces are required for support.

Worksurface brace attaches under the worksurface in the center of the span.

► See *Elective Elements Specification Guide*

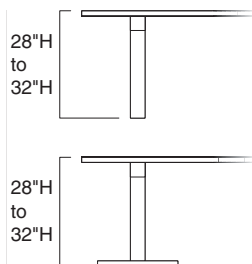


Finished back panels

are available as options for service modules and stacking bookcases. Optional back panel adds $\frac{3}{4}$ " to the depth of unit. Inset finished backs are available for 72 $\frac{5}{8}$ " tall freestanding bookcases, and 4-drawer lateral files. Inset finished backs do not add additional depth to unit.

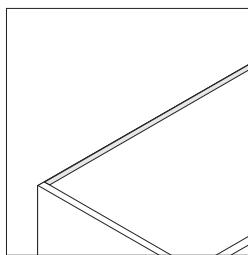
Bullet-shape tables and run-offs come standard with column support. Optional disc column support has 22" disc.

Modesty panels attach to worksurface with included brackets. Specify modesty panel 12" shorter than worksurface to be applied.



Column and disk column are adjustable within a range of 4" and support a worksurface at heights from 28"H to 32"H.

Laminate interior back panels are available for service modules, bookcases, stacking bookcases, towers, wardrobes, and vertical cabinets. Solid color laminates are available on the laminate interior back panels.



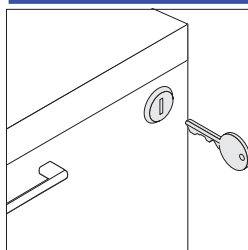
Top edge of interior back panel will be laminate on top of the unit and will not match the wood.

Tops of storage units are finished.

Walden edge profile samples can be ordered to meet your specifications. These 12"D x 12"W worksurfaces can be ordered in veneer or laminate and any Walden edge profile.

► Page 285

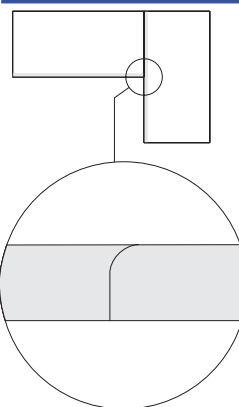
Locks and Keying



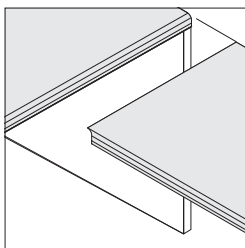
Factory-installed locks are standard and available keyed random only. Optional field-installed locks are available with consecutive, specific, and random keying options. Master-keyed locks are also available. Field-installed lock cylinders must be specified separately.

► *Lock and Keying*, page 588

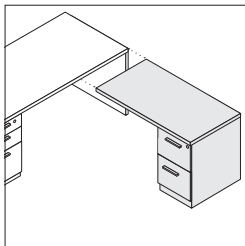
Connections



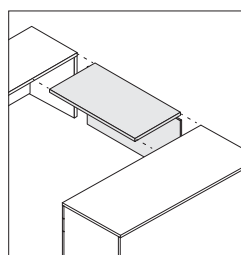
Coped worksurface is standard on returns, desk returns, bridges, and bullet run-offs to provide a smooth transition.



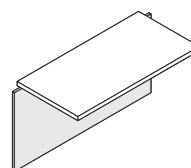
Edge profile on connecting units must be the same.



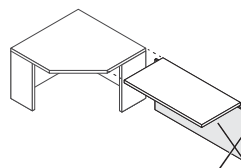
Return attaches to a single-pedestal desk to form a flush-height, L-shape configuration. Attachment hardware is included with the return.



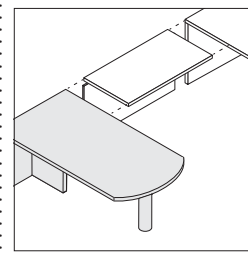
Bridge attaches to a single-pedestal desk and kneespace credenza using attachment hardware that is included with the bridge. Together they form a flush-height, U-shape configuration.



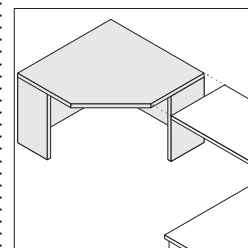
The modesty panel on a bridge is full-height and is 6" longer than the worksurface width. It is inset $1\frac{1}{8}$ " because it attaches to the inside of the end panels on the adjacent worksurfaces.



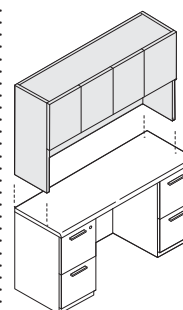
The modesty panel on a bridge intersects the support panel on a corner unit. Specify bridges without modesty panel when connecting to a corner unit.



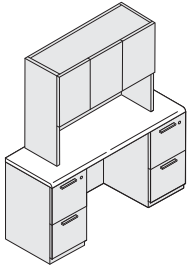
Bullet-shape tables must be connected to a bridge or return to provide stability. The connection forms a flush-height, U-shape configuration. Attachment hardware is included with the return or bridge.



Corner unit must be connected to a bridge or return for stability. Attachment hardware is included with the return or bridge.



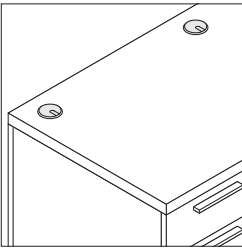
Service module attaches to the top of a credenza. Attachment hardware is included with the service module. Service modules cannot be attached on a profiled edge.



Service module can be shorter than the supporting work surface as long as a work surface support or under work surface storage unit is used under the work surface within 6" of where the side of the service module is located. The Elective Elements center support panel can be used when additional support is needed.

► See *Elective Elements Specification Guide*

Wiring & Cabling



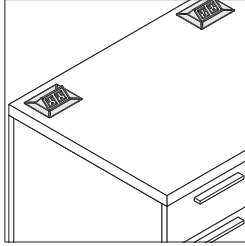
Round grommets provide a way for cords and cables to pass through the work surface.

Tip: For installation purposes, the actual hole size for the round grommet is 2 1/4" in diameter.

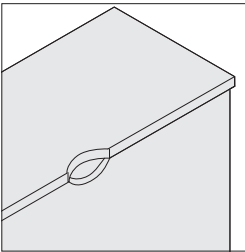
Round grommet accommodates a three-prong plug through the opening.

Grommet can be installed above pedestals or in kneespace area.

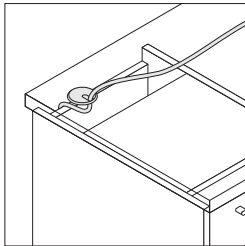
Tip: In certain pedestal credenza configurations, the center grommet could be unusable.



Flip up power unit provides two power outlets for power access at work surface height. Power units sit flush with work surface when not in use. It has a 6' power cord with a grounded plug.

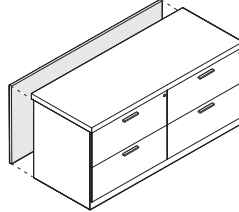


Scallop is optional on credenzas and consultation tables. Scallop option is for scallop in work surface and modesty panel. Scallop allows task light wires to pass through when service module is used on credenza work surface. Scallops may be used in conjunction with grommets.



Cords and cables can be routed behind pedestals. There is a 3/4" clearance behind pedestals.

Back of pedestals allow for electrical access in the wall or panel. If a modesty panel is used, a hole can be cut in the field to accommodate cable or cord pass through.



Back panel may be deleted on credenzas, bridges, returns, and corner units to reduce cost and allow for access to wall receptacles. When back panel is deleted work surface overhangs by 3/4". Pedestal backs will be open. Units without back panel are constructed with L-shaped end panels for stability

Application Topics

Counterweights

Counterweights are not needed when pedestals are installed in an L-shape, U-shape, or T-shape configuration.



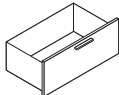
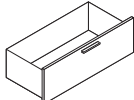
Counterweights are not needed when a service module or stacking bookcase is installed on the work surface above.

Counterweights are available as a service part package for use when furniture is reconfigured into applications which require their use.

Anytime a service module

is mounted on a work surface with less than 30" of storage below or without attachment to other work surfaces, units must be positioned back-to-back or placed up against a wall. If a bridge or return is attached to the work surface with the storage, the unit can be freestanding.

Storage Capacities

Box Drawers, 15"W		Inside Dimensions					
	Size	D	W	H			
	23¼"D Pedestal	20"	12"	3½"			
	29¼"D Pedestal	25"	12"	3½"			
File Drawers, 15"W		Inside Dimensions			Letter-Size Storage	Legal-Size Storage	Letter- and Legal-Size Storage
	Size	D	W	H			
	23¼"D Pedestal	19"	12"	9⅝"	Side-to-side or front-to-back	Side-to-side	N.A.
	29¼"D Pedestal	25"	12"	9⅝"	Side-to-side (two rows) or front-to-back	Side-to-side	Legal side-to-side and letter front-to-back
Lateral File Drawers		Inside Dimensions			Letter-Size Storage	Legal-Size Storage	Letter- and Legal-Size Storage
	Size	D	W	H			
	30"W Lateral File	15"	27½"	9⅝"	Side-to-side or front-to-back (two rows)	Front-to-back (two rows)	Legal front-to-back and letter side-to-side or legal front-to-back
	36"W Lateral File	15"	33½"	9⅝"	Side-to-side or front-to-back (two rows)	Front-to-back (two rows)	Legal front-to-back and letter side-to-side or legal front-to-back

Worksurface Edge Profile Locations

Worksurface Edge
Profile Locations

Walden



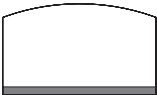
Desk



Return



Desk Return



Bow Desk



Bridge



Corner Unit



Credenza



2 Hi Lateral



Mobile Ped



Straight Runoff



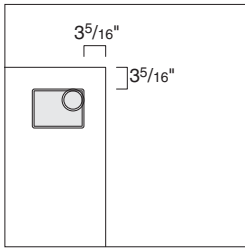
Bullet Table



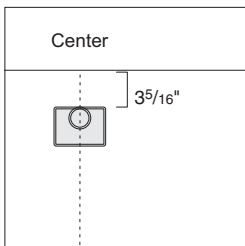
Bullet Run-Off

- Indicates coped worksurface edge (with the exception of square edge worksurfaces)
- Indicates edge profile

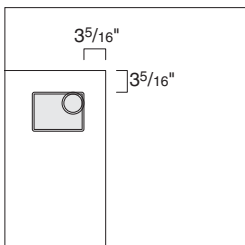
Grommet and Scallop Locations



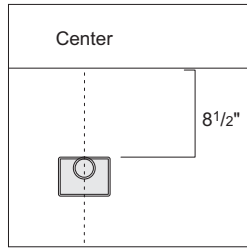
Corner grommets (both round and square) are always $3\frac{5}{16}$ " from the edge of the worksurface.
Tip: When determining grommet locations in a run-off or bullet table, pretend to stand at the end of the worksurface to determine left and right.



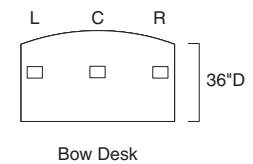
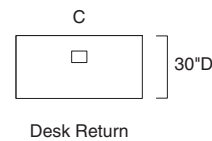
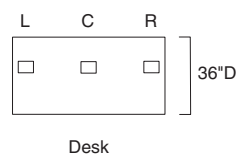
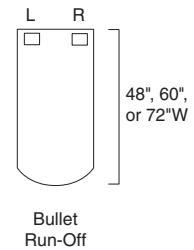
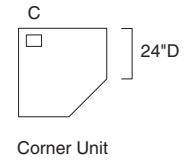
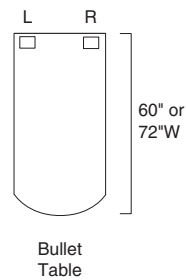
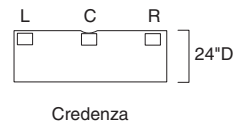
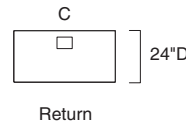
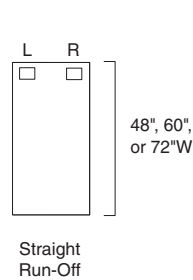
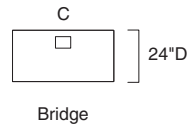
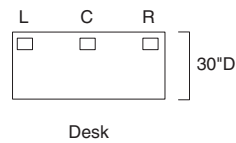
Center grommets (both round and square) are always $3\frac{5}{16}$ " from the visitor's side.



Corner grommets (both round and square) are always $3\frac{5}{16}$ " from the edge of the worksurface.



Center grommets (both round and square) are always $8\frac{1}{2}$ " from the visitor's side. These units have a recessed modesty panel.















Worksurface Wood Grain Directions

Worksurface Wood Grain
Directions

Wood is a natural, unique, and always changing material. No two pieces are the same. The appearance of each surface will vary based on a piece's individual grain pattern, underlying color, and characteristics (like gum pockets and pin knots). While the finishing process is identical for all pieces, each finished piece celebrates wood's individual beauty. Because wood contains standing fibers, similar to suede, the orientation of the grain pattern to a light source will cause it to reflect light differently and look a slightly different color. Two surfaces with grain directions that are at different angles to each other will look different. This natural phenomenon is called flash or polarization. This can happen within a piece as alternating veneer leaves are placed side by side or from piece to piece. Polarization is often noticed on worksurfaces installed at a 90° angle with each other.

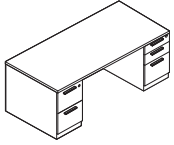
Make a sketch of the grain direction for adjacent worksurfaces to ensure they are suitable for your installation.

Please refer to the illustrations at right for an understanding of grain direction on your installation.

Standard grain direction				
	Desk	Bow-Front Desk	Return*	Desk Return*
Standard grain direction				
	Bridge*	2-High Lateral	Mobile Ped	
Standard grain direction				
	Straight Run-Off	Bullet Table	Bullet Run-Off	
Standard grain direction				
	Corner Unit	Credenza		

*Veneer grain runs long direction on bridges and returns specified with bullnose edge. Laminate woodgrain runs long direction on 60" and 72" wide returns.

Desks



Tip: 36"D worksurfaces have 6" overhang.

Tip: Bow desks have square edge on visitor side regardless which edge is selected.

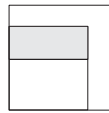
Tip: Single-pedestal desks are built as units, but they are reconfigurable. However, the units will be defaced and will require replacement parts to reconfigure the desk.

Tip: For grommet locations, please see page 236.

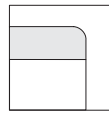
	Standard Includes	Required to Specify
► Need help? Product details, page 230	<ul style="list-style-type: none"> • Desk case: wood • Desk worksurface: wood veneer or laminate • Full-height back panel and full-height pedestals • Lock: keyed random • One pencil tray per desk: black plastic • One fastened metal filing system per file drawer: black only • Leveling glides: black only 	<ol style="list-style-type: none"> 1 Style number 2 Wood color number for desk 3 Laminate color number for worksurface, if selected 4 Worksurface profile (see below under Required Selections) 5 Pull shape (see below under Required Selections) 6 Finish color number for pull 7 Finish color number for lock 8 Options, if selected (see below) <p>► See <i>Surface Materials</i>, page 570.</p>

Required Selections (No Additional Cost)

Worksurface Edge Profiles

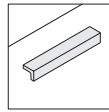


Square

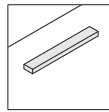


Bullnose

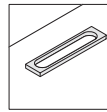
Pull Shape



L



Line



Loop

	Options	U.S. Price	Required to Specify
Surface Materials	Wood veneer worksurface <ul style="list-style-type: none"> • Premium wood 2 • Premium wood 3 • Customiz stain on case and worksurface • Full-fill finish 	Prices at right Prices at right No cost Prices at right	Specify Premium wood 2 finish number. Specify Premium wood 3 finish number. Specify <i>with Customiz stain</i> . ► See <i>Surface Materials Reference Manual</i> . Specify full-fill finish number.
	Laminate worksurface <ul style="list-style-type: none"> • Open Line Laminate • Premium wood 2 on case • Premium wood 3 on case • Customiz stain on case 	+\$69 plus cost of laminate Prices at right Prices at right No cost	► See <i>Surface Materials Reference Manual</i> . Specify Premium wood 2 finish number. Specify Premium wood 3 finish number. Specify <i>with Customiz stain</i> .
Cable Management	Round grommets <ul style="list-style-type: none"> • For 36"D Desks 	+\$74 each	Left: Specify <i>with EGRHL</i> and color number. Center: Specify <i>with EGRHC</i> and color number. Right: Specify <i>with EGRHR</i> and color number.
	<ul style="list-style-type: none"> • For 30"D desks 	+\$74 each	Left: Specify <i>with EGRL</i> and color number. Center: Specify <i>with EGRC</i> and color number. Right: Specify <i>with EGRR</i> and color number.

► Options, continued on next page



For Canadian Pricing

Multiply U.S. Price by the Canadian price factor.

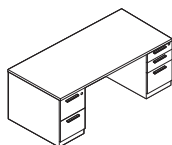
► See page 1 for details.

► Options, continued from previous page

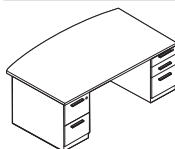
Options	U.S. Price	Required to Specify
Cable Management Flip Up Power Units <ul style="list-style-type: none"> For 36"D desks 	+\$326 each	Left: Specify with <i>VPFHL</i> and color number. Center: Specify with <i>VPFHC</i> and color number. Right: Specify with <i>VPFHR</i> and color number.
<ul style="list-style-type: none"> For 30"D desks 	+\$326 each	Left: Specify with <i>VPFL</i> and color number. Center: Specify with <i>VPFC</i> and color number. Right: Specify with <i>VPFR</i> and color number.
Lock and Keying Lock <ul style="list-style-type: none"> Ember chrome Polished chrome 	No cost No cost	Specify with <i>9250 Ember Chrome lock</i> . Specify with <i>9201 Polished Chrome lock</i> .
Keying <ul style="list-style-type: none"> Factory- and field-installed 	► Page 588	

Specification Information

Dimensions	Knee-space	Style	U.S.	Options
D W	space	Number	Base	(Add \$ to
	Width		Prices	Base Price)
			Wood Case	Premium Wood
			Wood Work-surface	Wood Case/
			Laminate Work-surface	Wood Top
				Wood Case/
				Laminate Top
				Full-Fill
				Finish on
				Wood Top

Double-Pedestal Desks-28⁵/₈" High

30"	60"	30"	WLDD3060	\$3481	\$3202	+\$332	+\$1162	+\$263	+\$ 920	+\$69
30"	66"	36"	WLDD3066	\$3543	\$3264	+\$332	+\$1162	+\$263	+\$ 920	+\$69
36"	72"	42"	WLDD3672	\$3696	\$3417	+\$389	+\$1365	+\$293	+\$1030	+\$96
:	:	:	:	:	:	:	:	:	:	:

Double-Pedestal Bow Desk-28⁵/₈" High

36"/42"	72"	42"	WLDB364272	\$3813	\$3461	+\$389	+\$1365	+\$293	+\$1030	+\$96
:	:	:	:	:	:	:	:	:	:	:

► Specification Information, continued on next page

**For Canadian Pricing**

Multiply U.S. Price by the Canadian price factor.

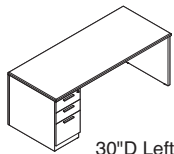
► See page 1 for details.

Desks, continued

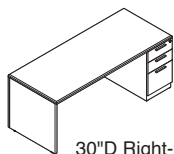
► Specification Information, continued from previous page

Specification Information

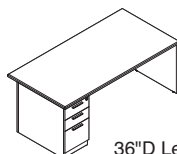
• Dimensions D W	• Knee- space Width	• Style Number	• U.S. Base Prices		• Options (Add \$ to Base Price)				
			Wood Case		Premium Wood				
			Wood Work- surface	Laminate Work- surface	Wood Case/ Wood Top	Wood Case/ Laminate Top	Wood 2	Wood 3	Full-Fill Finish on Wood Top

Single-Pedestal Desks-28⁵/₈" High

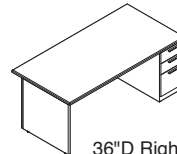
30"D Left-hand



30"D Right-hand



36"D Left-hand



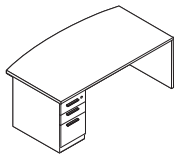
36"D Right-hand

Left-Hand Single-Pedestal Desks

30"	60"	43 ⁷ / ₈ "	WLDS3060L	\$2639	\$2360	+\$311	+\$1085	+\$242	+\$843	+\$69
30"	66"	49 ⁷ / ₈ "	WLDS3066L	\$2703	\$2424	+\$311	+\$1085	+\$242	+\$843	+\$69
30"	72"	55 ⁷ / ₈ "	WLDS3072L	\$2768	\$2489	+\$341	+\$1194	+\$272	+\$952	+\$69
36"	72"	55 ⁷ / ₈ "	WLDS3672L	\$2857	\$2578	+\$368	+\$1287	+\$272	+\$952	+\$96

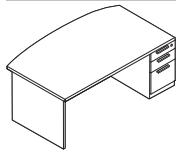
Right-Hand Single-Pedestal Desks

30"	60"	43 ⁷ / ₈ "	WLDS3060R	\$2639	\$2360	+\$311	+\$1085	+\$242	+\$843	+\$69
30"	66"	49 ⁷ / ₈ "	WLDS3066R	\$2703	\$2424	+\$311	+\$1085	+\$242	+\$843	+\$69
30"	72"	55 ⁷ / ₈ "	WLDS3072R	\$2768	\$2489	+\$341	+\$1194	+\$272	+\$952	+\$69
36"	72"	55 ⁷ / ₈ "	WLDS3672R	\$2857	\$2578	+\$368	+\$1287	+\$272	+\$952	+\$96

Single-Pedestal Bow Desks-28⁵/₈" High

Left-Hand Single-Pedestal Bow Desks

36"/42"	72"	55 ⁷ / ₈ "	WLDW364272L	\$2975	\$2623	+\$368	+\$1287	+\$272	+\$952	+\$96
---------	-----	----------------------------------	--------------------	--------	--------	--------	---------	--------	--------	-------

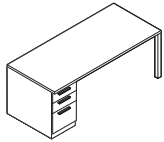


Right-Hand Single-Pedestal Bow Desks

36"/42"	72"	55 ⁷ / ₈ "	WLDW364272R	\$2975	\$2623	+\$368	+\$1287	+\$272	+\$952	+\$96
---------	-----	----------------------------------	--------------------	--------	--------	--------	---------	--------	--------	-------



Single-Pedestal Desks with Legs



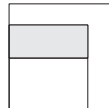
Tip: Ships knocked down.

Tip: For grommet locations, please see page 236.

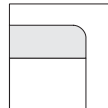
	Standard Includes	Required to Specify
► Need help? Product details, page 230	<ul style="list-style-type: none"> • Desk case: wood • Desk worksurface: wood veneer or laminate • Legs: paint • Full-height pedestal • Lock: keyed random • One pencil tray per desk: black plastic • One fastened metal filing system per file drawer: black only • Leveling glides: black only • Counterweight package 	<ol style="list-style-type: none"> 1 Style number 2 Wood color number for desk 3 Laminate color number for worksurface, if selected 4 Worksurface profile (see below under Required Selections) 5 Pull shape (see below under Required Selections) 6 Paint color number for legs 7 Finish color number for pull 8 Finish color number for lock 9 Options, if selected (see below) <p>► See <i>Surface Materials</i>, page 570.</p>

Required Selections (No Additional Cost)

Worksurface Edge Profiles

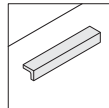


Square

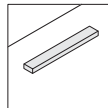


Bullnose

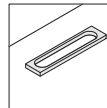
Pull Shape



L



Line



Loop

	Options	U.S. Price	Required to Specify
Surface Materials	Wood veneer worksurface <ul style="list-style-type: none"> • Premium wood 2 • Premium wood 3 • Customiz stain on case and worksurface • Full-fill finish 	Prices at right Prices at right No cost Prices at right	Specify Premium wood 2 finish number. Specify Premium wood 3 finish number. Specify with <i>Customiz stain</i> . ► See <i>Surface Materials Reference Manual</i> . Specify full-fill finish number.
	Laminate worksurface <ul style="list-style-type: none"> • Open Line Laminate • Premium wood 2 on case • Premium wood 3 on case • Customiz stain on case 	+\$ 69 plus cost of laminate Prices at right Prices at right No cost	► See <i>Surface Materials Reference Manual</i> . Specify Premium wood 2 finish number. Specify Premium wood 3 finish number. Specify with <i>Customiz stain</i> . ► See <i>Surface Materials Reference Manual</i> .
Cable Management	• Round grommets	+\$ 74 each	Left: Specify with <i>EGRL</i> and color number. Center: Specify with <i>EGRC</i> and color number. Right: Specify with <i>EGRR</i> and color number.
	• Flip up power units	+\$326 each	Left: Specify with <i>VPFL</i> and color number. Center: Specify with <i>VPFC</i> and color number. Right: Specify with <i>VPFR</i> and color number.
Lock and Keying	Lock <ul style="list-style-type: none"> • Ember chrome • Polished chrome 	No cost No cost	Specify with <i>9250 Ember Chrome lock</i> . Specify with <i>9201 Polished Chrome lock</i> .
	Keying <ul style="list-style-type: none"> • Factory- and field-installed 		► Page 588
Related Products	• Accessories		► Page 284

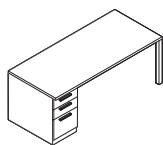
Tip: Do not specify grommet or flip up power unit above leg.



For Canadian Pricing
 Multiply U.S. Price by the Canadian price factor.
 ► See page 1 for details.

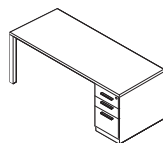
Specification Information

Dimensions D W	Knee- space Width	Style Number	U.S. Base Prices	Options (Add \$ to Base Price)
			Wood Case	Premium Wood
			Wood Work- surface	Wood Case/ Wood Top
			Laminate Work- surface	Wood Case/ Laminate Top
				Wood 2 Wood 3 Wood 2 Wood 3
				Full-Fill Finish on Wood Top

Single-Pedestal Desks with Legs-28⁵/₈" High

Left-Hand Single-Pedestal Desks with Legs

30"	60"	43"	WLDL3060L	\$2306	\$2027	+\$138	+\$484	+\$69	+\$242	+\$69
30"	66"	49"	WLDL3066L	\$2340	\$2061	+\$138	+\$484	+\$69	+\$242	+\$69
30"	72"	55"	WLDL3072L	\$2372	\$2093	+\$138	+\$484	+\$69	+\$242	+\$69
:	:	:	:	:	:	:	:	:	:	:



Right-Hand Single-Pedestal Desks with Legs

30"	60"	43"	WLDL3060R	\$2306	\$2027	+\$138	+\$484	+\$69	+\$242	+\$69
30"	66"	49"	WLDL3066R	\$2340	\$2061	+\$138	+\$484	+\$69	+\$242	+\$69
30"	72"	55"	WLDL3072R	\$2372	\$2093	+\$138	+\$484	+\$69	+\$242	+\$69
:	:	:	:	:	:	:	:	:	:	:

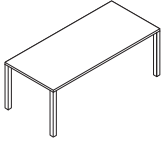


For Canadian Pricing

Multiply U.S. Price by the
Canadian price factor.

► See page 1 for details.

Table Desks



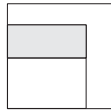
Tip: Ships knocked down.

Tip: Worksurfaces supported by legs or tethered brackets that have unsupported spans less than or equal to 84"W, use one worksurface brace. For unsupported spans greater than 84"W, two worksurface braces are required for support. ▶ See *Elective Elements Specification Guide*.

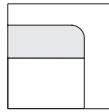
Standard Includes	Required to Specify
<ul style="list-style-type: none"> ▶ Need help? Product details, page 230 • Desk worksurface: wood veneer or laminate • Legs: painted metal • Leveling glides: black only 	<ol style="list-style-type: none"> 1 Style number 2 Wood or laminate color number for worksurface 3 Worksurface profile (see below under Required Selections) 4 Paint finish number for legs 3 Options, if selected (see below) <p>▶ See <i>Surface Materials</i>, page 570.</p>

Required Selections (No Additional Cost)

Worksurface Edge Profiles



Square



Bullnose

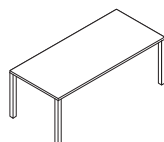
	Options	U.S. Price	Required to Specify
Surface Materials	Wood veneer worksurface <ul style="list-style-type: none"> • Premium wood 2 • Premium wood 3 • Customiz stain on worksurface • Full-fill finish 	Prices at right Prices at right No cost Prices at right	Specify Premium wood 2 finish number. Specify Premium wood 3 finish number. Specify with <i>Customiz stain</i> . ▶ See <i>Surface Materials Reference Manual</i> . Specify full-fill finish number.
	Laminate worksurface <ul style="list-style-type: none"> • Open Line Laminate 	+\$ 69 plus cost of laminate	▶ See <i>Surface Materials Reference Manual</i> .
Cable Management	Round grommets <ul style="list-style-type: none"> • For 30"D desk • For 36"D desk 	+\$ 74 each +\$ 74 each	Center: Specify with <i>EGRC</i> and color number. Left: Specify with <i>EGRHL</i> and color number. Center: Specify with <i>EGRHC</i> and color number. Right: Specify with <i>EGRHR</i> and color number.
	Flip Up Power Units <ul style="list-style-type: none"> • For 30"D desk • For 36"D desk 	+\$326 each +\$326 each	Center: Specify with <i>VPFC</i> and color number. Left: Specify with <i>VPFHL</i> and color number. Center: Specify with <i>VPFHC</i> and color number. Right: Specify with <i>VPFHR</i> and color number.
Related Products	<ul style="list-style-type: none"> • Modesty panels • Accessories • Worksurface brace 		▶ Page 255 ▶ Page 284 ▶ See <i>Elective Elements Specification Guide</i> .



For Canadian Pricing

Multiply U.S. Price by the Canadian price factor.

▶ See page 1 for details.



Specification Information

• Dimensions D W	• Style Number	• U.S. Base Prices		• Options (Add \$ to Base Price)		
		• Wood Worksurface	• Laminate Worksurface	• Premium Wood On Wood Top	• Full-Fill Finish on Wood Top	
				Wood 2	Wood 3	

Table Desk-28⁵/₈" High

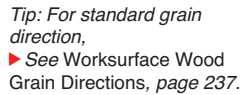
30"	60"	WLTD3060	\$1580	\$1301	+\$69	+\$242	+\$69
30"	66"	WLTD3066	\$1614	\$1335	+\$69	+\$242	+\$69
30"	72"	WLTD3072	\$1646	\$1367	+\$69	+\$242	+\$69
36"	72"	WLTD3672	\$1732	\$1453	+\$96	+\$335	+\$69
.



For Canadian Pricing

Multiply U.S. Price by the
Canadian price factor.

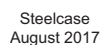
► See page 1 for details.

**Required Selections (No Additional Cost)**

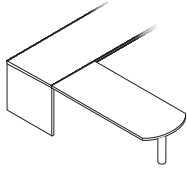
Square **Bullnose**

Specification Information						
• Dimensions D W		• Style Number	• U.S. Base Prices		• Options (Add \$ to Base Price)	
					Premium Wood On Wood Top	
			Wood	Laminate		: Full-Fill
			Worksurface	Worksurface		: Finish on
					Wood 2	: Wood 3 : Wood Top

30"	48"	WLRS3048	\$ 911	\$786	+\$47	+\$164	+\$47
30"	60"	WLRS3060	\$1070	\$791	+\$69	+\$242	+\$69
36"	72"	WLRS3672	\$1179	\$900	+\$96	+\$335	+\$96



Bullet Run-Offs



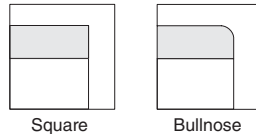
Tip: Ships knocked down.

Tip: For standard grain direction,
 ▶ See Worksurface Wood Grain Directions, page 237.

Standard Includes	Required to Specify
▶ Need help? Product details, page 232	1 Style number 2 Wood or laminate color number for run-off 3 Worksurface profile (see below under Required Selections) 4 Color number for column support 5 Options, if selected (see below) ▶ See <i>Surface Materials</i> , page 570.
• Worksurface: wood or laminate • Column support: painted or plated metal • Attachment hardware	

Required Selections (No Additional Cost)

Worksurface Edge Profiles



	Options	U.S. Price	Required to Specify
Surface Materials	Wood veneer worksurface		
	• Premium wood 2 • Premium wood 3 • Customiz stain	Prices below Prices below No cost	Specify Premium wood 2 finish number. Specify Premium wood 3 finish number. Specify <i>with Customiz stain</i> . ▶ See <i>Surface Materials Reference Manual</i> . Specify full-fill finish number.
	• Full-fill finish	Prices below	
	Laminate worksurface		
	• Open Line Laminate	+\$ 69 plus cost of laminate	▶ See <i>Surface Materials Reference Manual</i> .
Cable Management	• Round grommets	+\$ 74 each	Left: Specify <i>with EGRL</i> and color number. Right: Specify <i>with EGRR</i> and color number.
	• Flip up power units	+\$326 each	Left: Specify <i>with VPFL</i> and color number. Right: Specify <i>with VPFR</i> and color number.
Disc Column	• Disk column	+\$284	Specify <i>with disk column</i> .
Related Products	• Accessories		▶ Page 284

Specification Information

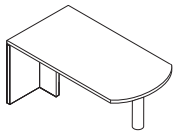
Dimensions D W	Style Number	U.S. Base Prices	Options (Add \$ to Base Price)
			Premium Wood On Wood Top
		Wood Worksurface	• Full-Fill • Finish on • Wood Top
		Laminate Worksurface	• Wood 2 • Wood 3

Bullet Run-Offs-28⁵/₈" High

30"	48"	WLRB3048	\$1234	\$1109	+\$96	+\$335	+\$96
30"	60"	WLRB3060	\$1401	\$1122	+\$96	+\$335	+\$96
36"	72"	WLRB3672	\$1590	\$1311	+\$96	+\$335	+\$96



For Canadian Pricing
 Multiply U.S. Price by the
 Canadian price factor.
 ▶ See page 1 for details.

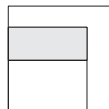


Tip: Bullet-shape tables must be attached to a bridge or return for stability.

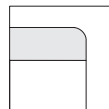
Tip: For standard grain direction,
▶ See Worksurface Wood Grain Directions, *page 237.*

Standard Includes		Required to Specify
► Need help? Product details, page 232	<ul style="list-style-type: none"> • Worksurface and end panel: wood • Column support: painted or plated metal 	1 Style number 2 Wood color number for worksurface and end panel 3 Worksurface profile (see below under Required Selections) 4 Column support color number 5 Options, if selected (see below) ► See <i>Surface Materials</i> , page 570.

Worksurface Edge Profiles



Square



Bullnose

	Options	U.S. Price	Required to Specify
Surface Materials	Wood veneer worksurface <ul style="list-style-type: none">• Premium wood 2• Premium wood 3• Customiz stain on worksurface and panels• Full-fill finish	Prices below Prices below No cost Prices below	Specify Premium wood 2 finish number. Specify Premium wood 3 finish number. Specify <i>with Customiz stain</i> . ▶ See <i>Surface Materials Reference Manual</i> . Specify full-fill finish number.
	Laminate worksurface <ul style="list-style-type: none">• Premium wood 2 on panels• Premium wood 3 on panels• Customiz stain on panels• Open Line Laminate	Prices below Prices below No cost +\$ 69 plus cost of laminate	Specify Premium wood 2 finish number. Specify Premium wood 3 finish number. Specify <i>with Customiz stain</i> . ▶ See <i>Surface Materials Reference Manual</i> .
Cable Management	• Round grommets	+\$ 74 each	Left: Specify <i>with EGRL</i> and color number. Right: Specify <i>with EGRR</i> and color number.
	• Flip up power units	+\$326 each	Left: Specify <i>with VPFL</i> and color number. Right: Specify <i>with VPFR</i> and color number.
Disc Column	• Disk column	+\$284	Specify <i>with disk column</i> .
Related Products	• Accessories		▶ Page 284

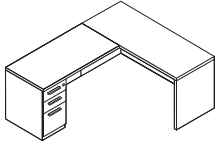
<div>• Dimensions</div> <div>DW</div>	<div>• Style</div> <div>Number</div>	<div>• U.S.</div> <div>Base</div> <div>Prices</div>	<div>• Options</div> <div>(Add \$ to</div> <div>Base Price)</div>		
		<div>Wood Panel</div>	<div>Premium Wood</div>		
		<div>WoodLaminate</div> <div>Work-Work-</div> <div>surfacesurface</div>	<div>Wood Panel/</div> <div>Wood Top</div> <div>Wood 2</div> <div>Wood 3</div>	<div>Wood Panel/</div> <div>Laminate Top</div> <div>Wood 2</div> <div>Wood 3</div>	<div>Full-Fill</div> <div>Finish on</div> <div>Wood Top</div>

Bullet-Shape Tables-28⁵/₈" High

30"	60"	WLTB3060	\$1965	\$1686	+\$165	+\$577	+\$69	+\$242	+\$96
36"	72"	WLTB3672	\$2186	\$1907	+\$165	+\$577	+\$69	+\$242	+\$96



Desk Returns



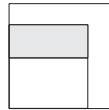
Tip: Desk return cannot be used freestanding.

Tip: For standard grain direction,
► See Worksurface Wood Grain Directions, page 237.

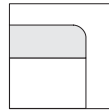
	Standard Includes	Required to Specify
► Need help? Product details, page 232	<ul style="list-style-type: none"> Return case: wood Return worksurface: wood veneer or laminate Full-height pedestals Full-height finished back panel Locks: keyed random One pencil tray per desk return: black plastic One fastened metal filing system per file drawer: black only Leveling glides: black only Attachment hardware 	<ol style="list-style-type: none"> Style number Wood color number for desk return Laminate color number for worksurface, if selected Worksurface profile (see below under Required Selections) Pull shape (see below under Required Selections) Finish color number for pull Finish color number for lock Options, if selected (see below) <p>► See <i>Surface Materials</i>, page 570.</p>

Required Selections (No Additional Cost)

Worksurface Edge Profiles

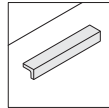


Square

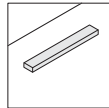


Bullnose

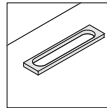
Pull Shape



L



Line



Loop

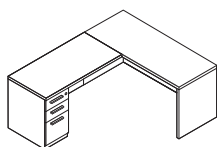
	Options	U.S. Price	Required to Specify
Surface Materials	Wood veneer worksurface <ul style="list-style-type: none"> Premium wood 2 Premium wood 3 Customiz stain on case and worksurface Full-fill finish 	Prices at right Prices at right No cost Prices at right	Specify Premium wood 2 finish number. Specify Premium wood 3 finish number. Specify <i>with Customiz stain</i> . ► See <i>Surface Materials Reference Manual</i> . Specify full-fill finish number.
	Laminate worksurface <ul style="list-style-type: none"> Premium wood 2 on case Premium wood 3 on case Customiz stain on case Open Line Laminate 	Prices at right Prices at right No cost +\$ 69 plus cost of laminate	Specify Premium wood 2 finish number. Specify Premium wood 3 finish number. Specify <i>with Customiz stain</i> . ► See <i>Surface Materials Reference Manual</i> .
Cable Management	Round grommets	+\$ 74 each	Center: Specify <i>with EGRC</i> and color number.
	Flip up power units	+\$326 each	Center: Specify <i>with VPFC</i> and color number.
Lock and Keying	Lock <ul style="list-style-type: none"> Ember chrome Polished chrome 	No cost No cost	Specify <i>with 9250 Ember Chrome lock</i> . Specify <i>with 9201 Polished Chrome lock</i> .
	Keying <ul style="list-style-type: none"> Factory- and field-installed keying 		► Page 588
Related Products	Accessories		► Page 284



For Canadian Pricing
Multiply U.S. Price by the Canadian price factor.
► See page 1 for details.

Specification Information

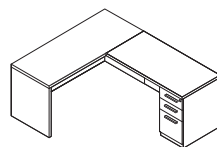
Dimensions D W	Knee-space Width	Style Number	U.S. Base Prices		Options (Add \$ to Base Price)				
			Wood Case Wood Work- surface	Laminate Work- surface	Premium Wood				
					Wood Case/ Wood Top	Wood Case/ Laminate Top		Full-Fill Finish on Wood Top	
					Wood 2	Wood 3	Wood 2	Wood 3	Wood Top

Desk Returns-28⁵/₈" High

Left: two box and one file
drawer

Left-Hand

30"	60"	45"	WLRD3060L	\$2554	\$2275	+\$285	+\$ 998	+\$216	+\$756	+\$69
30"	72"	57"	WLRD3072L	\$2727	\$2448	+\$344	+\$1201	+\$248	+\$866	+\$96



Right: two box and one file
drawer

Right-Hand

30"	60"	45"	WLRD3060R	\$2554	\$2275	+\$285	+\$ 998	+\$216	+\$756	+\$69
30"	72"	57"	WLRD3072R	\$2727	\$2448	+\$344	+\$1201	+\$248	+\$866	+\$96
:	:	:	:	:	:	:	:	:	:	:

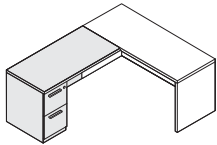


For Canadian Pricing

Multiply U.S. Price by the
Canadian price factor.

► See page 1 for details.

Returns



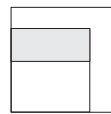
Tip: Return cannot be used freestanding.

Tip: For standard grain direction,
 ▶ See Worksurface Wood Grain Directions, page 237.

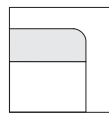
Standard Includes	Required to Specify
▶ Need help? Product details, page 232	1 Style number 2 Wood color number for return 3 Laminate color number for worksurface, if selected 4 Worksurface profile (see below under Required Selections) 5 Pull shape (see below under Required Selections) 6 Finish color number for pull 7 Finish color number for lock 8 Options, if selected (see below) ▶ See Surface Materials, page 570.

Required Selections (No Additional Cost)

Worksurface Edge Profiles

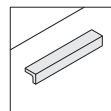


Square

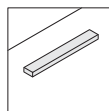


Bullnose

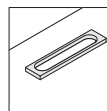
Pull Shape



L



Line



Loop

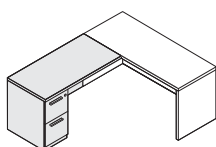
Options	U.S. Price	Required to Specify
Surface Materials Wood veneer worksurface <ul style="list-style-type: none"> Premium wood 2 Premium wood 3 Customiz stain on case and worksurface Full-fill finish Laminate worksurface <ul style="list-style-type: none"> Premium wood 2 on case Premium wood 3 on case Customiz stain on case Open Line Laminate 	Prices at right Prices at right No cost Prices at right Prices at right Prices at right No cost +\$ 69 plus cost of laminate	Specify Premium wood 2 finish number. Specify Premium wood 3 finish number. Specify with Customiz stain. ▶ See Surface Materials Reference Manual. Specify full-fill finish number. Specify Premium wood 2 finish number. Specify Premium wood 3 finish number. Specify with Customiz stain. ▶ See Surface Materials Reference Manual.
Back Panel <ul style="list-style-type: none"> Delete finished back panel 	Prices at right	Specify with no back panel.
Cable Management <ul style="list-style-type: none"> Round grommets Flip up power units 	+\$ 74 each +\$326 each	Center: Specify with EGRC and color number. Center: Specify with VPFC and color number.
Lock and Keying <ul style="list-style-type: none"> Lock <ul style="list-style-type: none"> Ember chrome Polished chrome Keying <ul style="list-style-type: none"> Factory- and field-installed keying 	No cost No cost No cost	Specify with 9250 Ember Chrome lock. Specify with 9201 Polished Chrome lock. ▶ Page 588
Related Products <ul style="list-style-type: none"> Accessories 		▶ Page 284



For Canadian Pricing
 Multiply U.S. Price by the Canadian price factor.
 ▶ See page 1 for details.

Specification Information

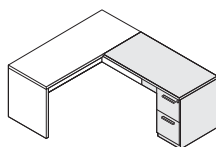
Dimensions	Knee-space	Style	U.S.	Options
D W	Width	Number	Base Prices	(Add \$ to Base Price)
			Wood Case	Premium Wood
			Wood Work-surface	Wood Case/ Wood Top
			Laminate Work-surface	Wood Case/ Laminate Top
				Wood 2 Wood 3 Wood 2 Wood 3
				Full-Fill Finish on Wood Top
				No Back Panel

Returns-28⁵/₈" High

Left: two file drawers

Left-Hand

24"	42"	27"	WLRT2442L	\$1981	\$1856	+\$212	+\$ 742	+\$165	+\$578	+\$47	-\$410
24"	48"	33"	WLRT2448L	\$2046	\$1921	+\$212	+\$ 742	+\$165	+\$578	+\$47	-\$441
24"	72"	57"	WLRT2472L	\$2305	\$2071	+\$293	+\$1030	+\$224	+\$788	+\$69	-\$566



Right: two file drawers

Right-Hand

24"	42"	27"	WLRT2442R	\$1981	\$1856	+\$212	+\$ 742	+\$165	+\$578	+\$47	-\$410
24"	48"	33"	WLRT2448R	\$2046	\$1921	+\$212	+\$ 742	+\$165	+\$578	+\$47	-\$441
24"	72"	57"	WLRT2472R	\$2305	\$2071	+\$293	+\$1030	+\$224	+\$788	+\$69	-\$566

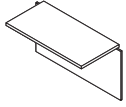


For Canadian Pricing

Multiply U.S. Price by the Canadian price factor.

► See page 1 for details.

Bridges



Tip: Ships knocked down.

Tip: Modesty panel is 6" longer than the worksurface width.

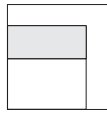
Tip: For standard grain direction,
► See Worksurface Wood Grain Directions, page 237.

Tip: Specify bridge with no back panel when connecting to a corner unit.

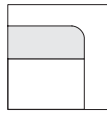
Standard Includes	Required to Specify
► Need help? Product details, page 232 <ul style="list-style-type: none"> • Bridge: wood • Full-height finished back panel • Attachment hardware 	1 Style number 2 Wood color number for bridge 3 Laminate color number for worksurface, if selected 4 Worksurface profile (see below under Required Selections) 5 Options, if selected (see below) ► See <i>Surface Materials</i> , page 570.

Required Selections (No Additional Cost)

Worksurface Edge Profiles



Square



Bullnose

	Options	U.S. Price	Required to Specify
Surface Materials	Wood veneer worksurface <ul style="list-style-type: none"> • Premium wood 2 • Premium wood 3 • Customiz stain on worksurface and panel • Full-fill finish 	Prices below Prices below No cost Prices below	Specify Premium wood 2 finish number. Specify Premium wood 3 finish number. Specify <i>with Customiz stain</i> . ► See <i>Surface Materials Reference Manual</i> . Specify full-fill finish number.
	Laminate worksurface <ul style="list-style-type: none"> • Premium wood 2 on panel • Premium wood 3 on panel • Customiz stain on panel • Open Line Laminate 	Prices below Prices below No cost +\$ 69 plus cost of laminate	Specify Premium wood 2 finish number. Specify Premium wood 3 finish number. Specify <i>with Customiz stain</i> . ► See <i>Surface Materials Reference Manual</i> .
Back Panel	• Delete finished back panel	Prices below	Specify <i>with no back panel</i> .
Cable Management	• Round grommets	+\$ 74 each	Center: Specify <i>with EGRC</i> and color number.
	• Flip up power units	+\$326 each	Center: Specify <i>with VPFC</i> and color number.
Related Products	• Accessories		► Page 284

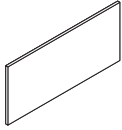
Specification Information

Dimensions D W		Style Number	U.S. Base Prices		Options (Add \$ to Base Price)					
			Wood Case		Premium Wood					
			Wood Work- surface	Laminate Work- surface	Wood Panel/ Wood Top		Wood Panel/ Laminate Top		Full-Fill Finish on Wood Top	No Back Panel
					Wood 2	Wood 3	Wood 2	Wood 3		

Bridges-28⁵/₈" High

24"	42"	WLGG2442	\$ 942	\$817	+\$116	+\$406	+\$69	+\$242	+\$47	-\$254
24"	48"	WLGG2448	\$1008	\$883	+\$143	+\$499	+\$96	+\$335	+\$47	-\$286
:	:	:	:	:	:	:	:	:	:	:

Modesty Panels



Tip: Specify modesty panel 12" shorter than worksurface it is being applied on.

Standard Includes		Required to Specify	
► Need help? Product details, page 232	<ul style="list-style-type: none"> Modesty panel: wood or laminate Bracket: paint Attachment hardware 	1 Style number 2 Wood or laminate color number for modesty panel 3 Paint color number for bracket 4 Options, if selected (see below) ► See <i>Surface Materials</i> , page 570.	
Surface Materials	Options	U.S. Price	Required to Specify
	<ul style="list-style-type: none"> Premium wood 2 Premium wood 3 Customiz stain on wood Open Line Laminate 	Prices below Prices below No cost +\$69 plus cost of laminate	Specify Premium wood 2 finish number. Specify Premium wood 3 finish number. Specify <i>with Customiz stain</i> . ► See <i>Surface Materials Reference Manual</i> .
Related Products	<ul style="list-style-type: none"> Table desk 		► Page 244

Specification Information

Dimensions		Style Number	U.S. Base Prices		Options (Add \$ to Base Price)	
W	H				Premium Wood on Wood	
			Wood	Laminate	Wood 2	Wood 3
30"	18"	WLN3018	\$ 470	\$ 426	+\$ 69	+\$242
36"	18"	WLN3618	\$ 503	\$ 459	+\$ 69	+\$242
42"	18"	WLN4218	\$ 543	\$ 499	+\$ 69	+\$242
48"	18"	WLN4818	\$ 587	\$ 543	+\$ 69	+\$242
54"	18"	WLN5418	\$ 633	\$ 589	+\$ 69	+\$242
60"	18"	WLN6018	\$ 682	\$ 638	+\$ 96	+\$335
66"	18"	WLN6618	\$ 726	\$ 644	+\$ 96	+\$335
78"	18"	WLN7818	\$1006	\$ 924	+\$124	+\$436
84"	18"	WLN8418	\$1074	\$ 992	+\$124	+\$436
90"	18"	WLN9018	\$1148	\$1066	+\$124	+\$436
:	:	:	:	:	:	:



For Canadian Pricing

Multiply U.S. Price by the Canadian price factor.

► See page 1 for details.

Corner Unit



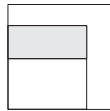
Tip: The front three edges of a laminate worksurface will have solid wood edge nosing. This edge molding will always match the wood color that is specified; therefore, it could be different than the laminate color.

Tip: Must be attached to a bridge or return for stability. Cannot be used freestanding.

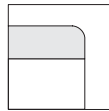
Standard Includes	Required to Specify
<ul style="list-style-type: none"> ▶ Need help? Product details, page 232 • Corner unit panels: wood • Corner worksurface: wood veneer or laminate • Leveling glides: black only 	<ol style="list-style-type: none"> 1 Style number 2 Wood color number for corner unit 3 Laminate color number for worksurface, if selected 4 Worksurface edge profile (see below under Required Selections) 5 Options, if selected (see below) <p>▶ See <i>Surface Materials</i>, page 570.</p>

Required Selections (No Additional Cost)

Worksurface Edge Profiles



Square



Bullnose

	Options	U.S. Price	Required to Specify
Surface Materials	Wood veneer worksurface		
	<ul style="list-style-type: none"> • Premium wood 2 • Premium wood 3 • Customiz stain on panels and worksurface • Full-fill finish 	Prices below Prices below No cost Prices below	Specify Premium wood 2 finish number. Specify Premium wood 3 finish number. Specify <i>with Customiz stain</i> . ▶ See <i>Surface Materials Reference Manual</i> . Specify full-fill finish number.
	Laminate worksurface		
	<ul style="list-style-type: none"> • Premium wood 2 on panels • Premium wood 3 on panels • Customiz stain on panels • Open Line Laminate 	Prices below Prices below No cost +\$ 69 plus cost of laminate	Specify Premium wood 2 finish number. Specify Premium wood 3 finish number. Specify <i>with Customiz stain</i> . ▶ See <i>Surface Materials Reference Manual</i> .
Back Panel	• Delete finished back panel	Prices below	Specify <i>with no back panel</i> .
Cable Management	• Round grommets	+\$ 74 each	Center: Specify <i>with EGRC</i> and color number.
	• Flip up power units	+\$326 each	Center: Specify <i>with VPFC</i> and color number.
Related Products	• Accessories		▶ Page 284

Specification Information

Dimensions D W	Style Number	U.S. Base Prices	Options (Add \$ to Base Price)					
			Wood Panel			Premium Wood		
			Wood Work- surface	Laminate Work- surface		Wood Panel/ Wood Top	Wood Panel/ Laminate Top	Full-Fill Finish on Wood Top
						Wood 2	Wood 3	Wood 2
								Wood 3
								No Back Panel

Corner Unit-28⁵/₈" High

24"	42"	WLUC4242242	\$1993	\$1785	+\$94	+\$328	+\$47	+\$164	+\$47	-\$569
-----	-----	--------------------	--------	--------	-------	--------	-------	--------	-------	--------

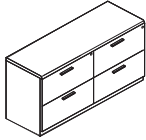


For Canadian Pricing

Multiply U.S. Price by the Canadian price factor.

▶ See page 1 for details.

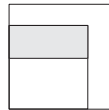
Full Storage Credenzas



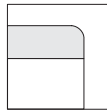
Standard Includes	Required to Specify
<p>► Need help? Product details, page 230</p> <ul style="list-style-type: none"> Credenza case: wood Credenza worksurface: wood veneer or laminate Full-height pedestals Full-height finished back panel Locks: keyed random One pencil tray per box/box/file pedestal: black plastic One fastened metal filing system per file drawer: black only Leveling glides: black only Counterweight package shipped separately, if selected 	<ol style="list-style-type: none"> Style number Wood color number for credenza Laminate color number for worksurface, if selected Worksurface profile (see below under Required Selections) Pull shape (see below under Required Selections) Finish color number for pull Finish color number for lock Options, if selected (see below) <p>► See <i>Surface Materials</i>, page 570.</p>

Required Selections (No Additional Cost)

Worksurface Edge Profiles

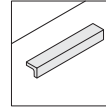


Square

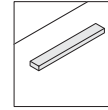


Bullnose

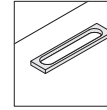
Pull Shape



L



Line



Loop

Options	U.S. Price	Required to Specify
Surface Materials <ul style="list-style-type: none"> Wood veneer worksurface <ul style="list-style-type: none"> Premium wood 2 Premium wood 3 Customiz stain on case and worksurfaces Full-fill finish Laminate worksurface <ul style="list-style-type: none"> Premium wood 2 on case Premium wood 3 on case Customiz stain on case Open Line Laminate 	<ul style="list-style-type: none"> Prices at right Prices at right No cost Prices at right Prices at right Prices at right No cost +\$ 69 plus cost of laminate 	<ul style="list-style-type: none"> Specify Premium wood 2 finish number. Specify Premium wood 3 finish number. Specify <i>with Customiz stain</i>. ► See <i>Surface Materials Reference Manual</i>. Specify full-fill finish number. Specify Premium wood 2 finish number. Specify Premium wood 3 finish number. Specify <i>with Customiz stain</i>. ► See <i>Surface Materials Reference Manual</i>.
Back Panel <ul style="list-style-type: none"> Delete finished back panel 	Prices at right	Specify <i>with no back panel</i> .
Cable Management <ul style="list-style-type: none"> Round grommets Flip up power units Scallop 	<ul style="list-style-type: none"> +\$ 74 each +\$326 each +\$ 39 each 	<ul style="list-style-type: none"> Left: Specify <i>with EGRL</i> and color number. Center: Specify <i>with EGRC</i> and color number. Right: Specify <i>with EGRR</i> and color number. Left: Specify <i>with VPFL</i> and color number. Center: Specify <i>with VPFC</i> and color number. Right: Specify <i>with VPFR</i> and color number. Specify <i>with scallop</i>.
Counterweight Package <ul style="list-style-type: none"> Add counterweight package Omit counterweight package 	<ul style="list-style-type: none"> No cost –\$ 65 	<ul style="list-style-type: none"> Specify <i>with counterweight package</i>. Specify <i>with no counterweight package</i>.
Lock and Keying <ul style="list-style-type: none"> Lock <ul style="list-style-type: none"> Ember chrome Polished chrome Keying <ul style="list-style-type: none"> Factory- and field-installed keying 	<ul style="list-style-type: none"> No cost No cost 	<ul style="list-style-type: none"> Specify <i>with 9250 Ember Chrome lock</i>. Specify <i>with 9201 Polished Chrome lock</i>. ► Page 588
Related Products <ul style="list-style-type: none"> Accessories 		► Page 284

Tip: Do not specify center grommets in full storage credenzas. End panels from the storage underneath will inhibit cable passthrough.

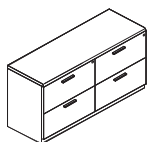
Tip: See *Application Topics* for counterweight rules.



For Canadian Pricing
Multiply U.S. Price by the Canadian price factor.
► See page 1 for details.

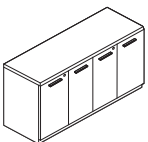
Specification Information

Dimensions D W	Style Number	U.S. Base Prices		Options (Add \$ to Base Price)						
		Wood Case		Premium Wood						
		Wood Work- surface	Laminate Work- surface	Wood Case/ Wood Top	Wood Case/ Laminate Top			Full-Fill Finish on Wood Top	No Back Panel	
				Wood 2	Wood 3	Wood 2	Wood 3			

Credenzas-28⁵/₈" High

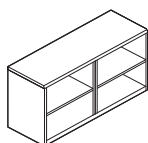
Lateral File/Lateral File

24"	60"	WLCZ2460A	\$3896	\$3662	+\$368	+\$1289	+\$299	+\$1047	+\$69	-\$418
24"	72"	WLCZ2472A	\$4641	\$4407	+\$437	+\$1529	+\$368	+\$1287	+\$69	-\$473



Hinged Doors/Hinged Doors

24"	60"	WLCZ2460B	\$3984	\$3750	+\$368	+\$1289	+\$299	+\$1047	+\$69	-\$418
24"	72"	WLCZ2472B	\$4582	\$4348	+\$399	+\$1396	+\$330	+\$1154	+\$69	-\$473



Open/Open

24"	60"	WLCZ2460C	\$3294	\$3060	+\$332	+\$1162	+\$263	+\$ 920	+\$69	-\$418
24"	72"	WLCZ2472C	\$3560	\$3326	+\$362	+\$1272	+\$293	+\$1030	+\$69	-\$473

► Specification Information, continued on next page



For Canadian Pricing

Multiply U.S. Price by the
Canadian price factor.

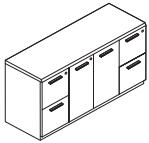
► See page 1 for details.

Full Storage Credenzas, continued

► Specification Information, continued from previous page

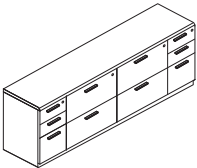
Specification Information

Dimensions D W	Style Number	U.S. Base Prices		Options (Add \$ to Base Price)						
		Wood Case		Premium Wood						
		Wood Work- surface	Laminate Work- surface	Wood Case/ Wood Top	Wood Case/ Laminate Top			Full-Fill Finish on	No Back	
				Wood 2	Wood 3	Wood 2	Wood 3	Wood Top	Panel	

Credenzas-28⁵/₈" High

Pedestal/Hinged Doors/Pedestal

24"	60"	WLCZ2460D	\$4604	\$4370	+\$419	+\$1467	+\$350	+\$1225	+\$69	-\$418
24"	66"	WLCZ2466D	\$4898	\$4664	+\$419	+\$1467	+\$350	+\$1225	+\$69	-\$446
24"	72"	WLCZ2472D	\$4968	\$4734	+\$419	+\$1467	+\$350	+\$1225	+\$69	-\$473
24"	90"	WLCZ2490D	\$6681	\$6367	+\$606	+\$2122	+\$537	+\$1880	+\$69	-\$624



Pedestal/Lateral File/Pedestal

24"	60"	WLCZ2460E	\$4561	\$4327	+\$419	+\$1467	+\$350	+\$1225	+\$69	-\$418
24"	66"	WLCZ2466E	\$4928	\$4694	+\$419	+\$1467	+\$350	+\$1225	+\$69	-\$446
24"	90"	WLCZ2490E	\$6591	\$6277	+\$606	+\$2122	+\$537	+\$1880	+\$69	-\$624
:	:	:	:	:	:	:	:	:	:	:



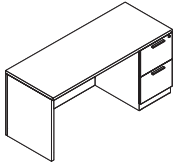
For Canadian Pricing

Multiply U.S. Price by the
Canadian price factor.

► See page 1 for details.



Kneespace Credenzas

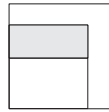


Tip: 102"W credenzas ship knocked down.

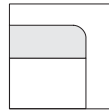
Standard Includes	Required to Specify
<ul style="list-style-type: none"> ▶ Need help? Product details, page 230 Credenza case: wood Credenza worksurface: wood veneer or laminate Full-height pedestals Full-height finished back panel Locks: keyed random One pencil tray per box/box/file pedestal: black plastic One fastened metal filing system per file drawer: black only Leveling glides: black only Counterweight package shipped separately, if selected 	<ol style="list-style-type: none"> Style number Wood color number for credenza Laminate color number for worksurface, if selected Worksurface profile (see below under Required Selections) Pull shape (see below under Required Selections) Finish color number for pull Finish color number for lock Options, if selected (see below) <p>▶ See <i>Surface Materials</i>, page 570.</p>

Required Selections (No Additional Cost)

Worksurface Edge Profiles

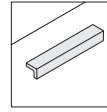


Square

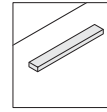


Bullnose

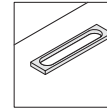
Pull Shape



L



Line



Loop

Options	U.S. Price	Required to Specify
Surface Materials <ul style="list-style-type: none"> Wood veneer worksurface <ul style="list-style-type: none"> Premium wood 2 Premium wood 3 Customiz stain on case and worksurface Full-fill finish Laminate worksurface <ul style="list-style-type: none"> Premium wood 2 on case Premium wood 3 on case Customiz stain on case Open Line Laminate 	<ul style="list-style-type: none"> Prices at right Prices at right No cost Prices at right Prices at right Prices at right No cost +\$ 69 plus cost of laminate 	<ul style="list-style-type: none"> Specify Premium wood 2 finish number. Specify Premium wood 3 finish number. Specify with <i>Customiz stain</i>. ▶ See <i>Surface Materials Reference Manual</i>. Specify full-fill finish number. Specify Premium wood 2 finish number. Specify Premium wood 3 finish number. Specify with <i>Customiz stain</i>. ▶ See <i>Surface Materials Reference Manual</i>.
Back Panel <ul style="list-style-type: none"> Delete finished back panel 	<ul style="list-style-type: none"> Prices at right 	<ul style="list-style-type: none"> Specify with <i>no back panel</i>.
Cable Management <ul style="list-style-type: none"> Round grommets Flip up power units Scallop 	<ul style="list-style-type: none"> +\$ 74 each +\$326 each +\$ 39 each 	<ul style="list-style-type: none"> Left: Specify with <i>EGRL</i> and color number. Center: Specify with <i>EGRC</i> and color number. Right: Specify with <i>EGRR</i> and color number. Left: Specify with <i>VPFL</i> and color number. Center: Specify with <i>VPFC</i> and color number. Right: Specify with <i>VPFR</i> and color number. Specify with <i>scallop</i>.
Counterweight Package <ul style="list-style-type: none"> Add counterweight package Omit counterweight package 	<ul style="list-style-type: none"> No cost –\$ 65 	<ul style="list-style-type: none"> Specify with <i>counterweight package</i>. Specify with <i>no counterweight package</i>.
Lock and Keying <ul style="list-style-type: none"> Lock <ul style="list-style-type: none"> Ember chrome Polished chrome Keying <ul style="list-style-type: none"> Factory- and field-installed keying 	<ul style="list-style-type: none"> No cost No cost 	<ul style="list-style-type: none"> Specify with <i>9250 Ember Chrome lock</i>. Specify with <i>9201 Polished Chrome lock</i>. ▶ Page 588
Related Products <ul style="list-style-type: none"> Accessories 		<ul style="list-style-type: none"> ▶ Page 284

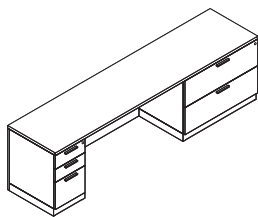
Tip: See *Application Topics* for counterweight rules.



For Canadian Pricing
Multiply U.S. Price by the Canadian price factor.
▶ See page 1 for details.

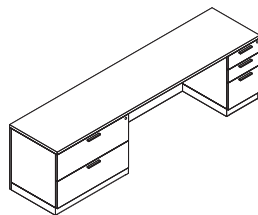
Specification Information

Dimensions	Knee-space	Style	U.S.	Options
D W	Width	Number	Base Prices	(Add \$ to Base Price)
			Wood Case	Premium Wood
			Wood Work-surface	Wood Case/ Wood Top
			Laminate Work-surface	Wood Case/ Laminate Top
				Wood 2 Wood 3
				Full-Fill Finish on Wood Top
				No Back Panel

Credenzas-28⁵/₈" High

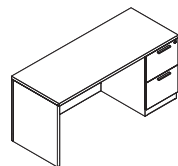
Pedestal/Kneewell/Lateral File

24"	90"	45"	WLCZ2490J	\$4395	\$4081	+\$454	+\$1591	+\$385	+\$1349	+\$69	-\$624
24"	96"	51"	WLCZ2496J	\$4552	\$4238	+\$454	+\$1591	+\$385	+\$1349	+\$69	-\$663
24"	102"	51"	WLCZ24102J	\$4723	\$4409	+\$481	+\$1684	+\$385	+\$1349	+\$96	-\$703



Lateral File/Kneewell/Pedestal

24"	90"	45"	WLCZ2490K	\$4395	\$4081	+\$454	+\$1591	+\$385	+\$1349	+\$69	-\$624
24"	96"	51"	WLCZ2496K	\$4552	\$4238	+\$454	+\$1591	+\$385	+\$1349	+\$69	-\$663
24"	102"	51"	WLCZ24102K	\$4723	\$4409	+\$481	+\$1684	+\$385	+\$1349	+\$96	-\$703



Kneewell/Pedestal

24"	60"	43 ⁷ / ₈ "	WLCZ2460L	\$2344	\$2110	+\$311	+\$1085	+\$242	+\$843	+\$69	-\$418
24"	66"	49 ⁷ / ₈ "	WLCZ2466L	\$2408	\$2174	+\$311	+\$1085	+\$242	+\$843	+\$69	-\$446
24"	72"	55 ⁷ / ₈ "	WLCZ2472L	\$2475	\$2241	+\$341	+\$1194	+\$272	+\$952	+\$69	-\$473

► Specification Information, continued on next page

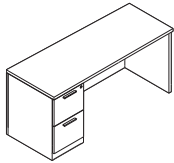
Tip: Single pedestal credenzas with no back panel may not be used freestanding and must be attached to a bridge, return, desk return, or run-off top. Single pedestal credenzas without back panel may be used freestanding if a service module is placed on a credenza. Single pedestal credenzas with back panel may be used freestanding.

Kneespace Credenzas, continued

► Specification Information, continued from previous page

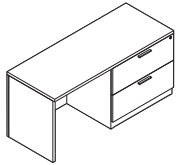
Specification Information

Dimensions D W	Knee- space Width	Style Number	U.S. Base Prices	Options (Add \$ to Base Price)							
				Wood Case				Premium Wood			
				Wood Work- surface	Laminate Work- surface	Wood Case/ Wood Top	Wood Case/ Laminate Top		Full-Fill Finish on	No Back Panel	
						Wood 2	Wood 3	Wood 2	Wood 3	Wood Top	Panel

Credenzas-28⁵/₈" High

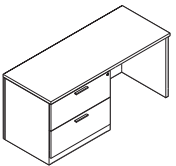
Pedestal/Kneewell

24"	60"	43 ⁷ / ₈ "	WLCZ2460M	\$2344	\$2110	+\$311	+\$1085	+\$242	+\$ 843	+\$69	-\$418
24"	66"	49 ⁷ / ₈ "	WLCZ2466M	\$2408	\$2174	+\$311	+\$1085	+\$242	+\$ 843	+\$69	-\$446
24"	72"	55 ⁷ / ₈ "	WLCZ2472M	\$2475	\$2241	+\$341	+\$1194	+\$272	+\$ 952	+\$69	-\$473



Kneewell/Lateral File

24"	60"	28 ⁷ / ₈ "	WLCZ2460N	\$2727	\$2493	+\$327	+\$1147	+\$258	+\$ 905	+\$69	-\$418
24"	72"	34 ⁷ / ₈ "	WLCZ2472N	\$2790	\$2556	+\$327	+\$1147	+\$258	+\$ 905	+\$69	-\$473
24"	90"	58 ⁷ / ₈ "	WLCZ2490N	\$3167	\$2853	+\$358	+\$1256	+\$289	+\$1014	+\$69	-\$624



Lateral File/Kneewell

24"	60"	28 ⁷ / ₈ "	WLCZ2460P	\$2727	\$2493	+\$327	+\$1147	+\$258	+\$ 905	+\$69	-\$418
24"	72"	34 ⁷ / ₈ "	WLCZ2472P	\$2790	\$2556	+\$327	+\$1147	+\$258	+\$ 905	+\$69	-\$473
24"	90"	58 ⁷ / ₈ "	WLCZ2490P	\$3167	\$2853	+\$358	+\$1256	+\$289	+\$1014	+\$69	-\$624

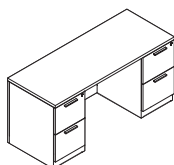
► Specification Information, continued on next page

Tip: Single pedestal credenzas with no back panel may not be used freestanding and must be attached to a bridge, return, desk return, or run-off top. Single pedestal credenzas without back panel may be used freestanding if a service module is placed on a credenza. Single pedestal credenzas with back panel may be used freestanding.

► Specification Information, continued from previous page

Specification Information

Dimensions D W	Knee- space Width	Style Number	U.S. Base Prices		Options (Add \$ to Base Price)					
			Wood Case		Premium Wood					
			Wood	Laminate	Wood Case/ Wood Top	Wood Case/ Laminate Top	Full-Fill	No		
			Work- surface	Work- surface	Wood 2	Wood 3	Wood 2	Wood 3	Wood Top	Panel

Credenzas-28⁵/₈" High

Pedestal/Kneewell/Pedestal

24"	60"	30"	WLCZ2460R	\$3129	\$2895	+\$254	+\$ 889	+\$185	+\$ 647	+\$69	-\$418
24"	66"	36"	WLCZ2466R	\$3191	\$2957	+\$332	+\$1162	+\$263	+\$ 920	+\$69	-\$446
24"	72"	42"	WLCZ2472R	\$3261	\$3027	+\$362	+\$1272	+\$293	+\$1030	+\$69	-\$473
:	:	:	:	:	:	:	:	:	:	:	:

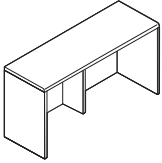


For Canadian Pricing

Multiply U.S. Price by the
Canadian price factor.

► See page 1 for details.

Shell Credenzas

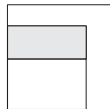


Tip: Ships knocked down.

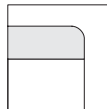
Standard Includes	Required to Specify
<ul style="list-style-type: none"> Need help? Product details, page 230 Credenza case: wood Credenza worksurface: wood veneer or laminate Full-height finished back panel Locks: keyed random Leveling glides: black only 	<ol style="list-style-type: none"> Style number Wood color number for credenza Laminate color number for worksurface, if selected Worksurface profile (see below under Required Selections) Options, if selected (see below) <p>► See <i>Surface Materials</i>, page 570.</p>

Required Selections (No Additional Cost)

Worksurface Edge Profiles



Square



Bullnose

	Options	U.S. Price	Required to Specify
Surface Materials	Wood veneer worksurface <ul style="list-style-type: none"> Premium wood 2 Premium wood 3 Customiz stain on case and worksurface Full-fill finish 	Prices at right Prices at right No cost Prices at right	Specify Premium wood 2 finish number. Specify Premium wood 3 finish number. Specify <i>with Customiz stain</i> . ► See <i>Surface Materials Reference Manual</i> . Specify full-fill finish number.
	Laminate worksurface <ul style="list-style-type: none"> Premium wood 2 on case Premium wood 3 on case Customiz stain on case Open Line Laminate 	Prices at right Prices at right No cost +\$ 69 plus cost of laminate	Specify Premium wood 2 finish number. Specify Premium wood 3 finish number. Specify <i>with Customiz stain</i> . ► See <i>Surface Materials Reference Manual</i> .
Back Panel	<ul style="list-style-type: none"> Delete finished back panel 	Prices at right	Specify <i>with no back panel</i> .
Cable Management	<ul style="list-style-type: none"> Round grommets 	+\$ 74 each	Left: Specify <i>with EGRL</i> and color number. Center: Specify <i>with EGRC</i> and color number. Right: Specify <i>with EGRR</i> and color number.
	<ul style="list-style-type: none"> Flip up power units 	+\$326 each	Left: Specify <i>with VPFL</i> and color number. Center: Specify <i>with VPFC</i> and color number. Right: Specify <i>with VPFR</i> and color number.
	<ul style="list-style-type: none"> Scallop 	+\$ 39 each	Specify <i>with scallop</i> .
Related Products	<ul style="list-style-type: none"> Accessories 		► Page 284



For Canadian Pricing

Multiply U.S. Price by the Canadian price factor.

► See page 1 for details.

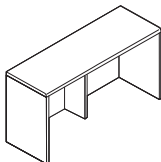
Specification Information

• Dimensions D W	• Style Number	• U.S. Base Prices		• Options (Add \$ to Base Price)					
		Wood Panels		Premium Wood					
		Wood	Laminate	Wood Panels/ Wood Top	Wood Panels/ Laminate Top			Full-Fill Finish on	No Back
		Work- surface	Work- surface	Wood 2	Wood 3	Wood 2	Wood 3	Wood Top	Panel

Credenzas-28 $\frac{5}{8}$ " High

Shells

24"	72"	WLCZ2472F	\$1916	\$1682	+\$319	+\$1116	+\$250	+\$ 874	+\$69	-\$473
24"	96"	WLCZ2496F	\$2543	\$2229	+\$393	+\$1374	+\$324	+\$1132	+\$69	-\$663
24"	102"	WLCZ24102F	\$2714	\$2400	+\$420	+\$1467	+\$324	+\$1132	+\$96	-\$703
:	:	:	:	:	:	:	:	:	:	:

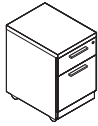


For Canadian Pricing

Multiply U.S. Price by the
Canadian price factor.

► See page 1 for details.

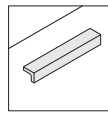
Mobile Pedestal



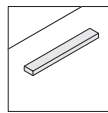
	Standard Includes	Required to Specify
► Need help? Product details, page 230	<ul style="list-style-type: none"> Mobile pedestal: wood Wood top with veneer square edge Lock: keyed random One pencil tray per mobile pedestal: black plastic One fastened metal filing system per file drawer: black only Counterweight package installed Four non-locking casters: black plastic only 	1 Style number 2 Wood color number for mobile pedestal 3 Pull shape (see below under Required Selections) 4 Finish color number for pull 5 Finish color number for lock 6 Options, if selected (see below) ► See <i>Surface Materials</i> , page 570.

Required Selections (No Additional Cost)

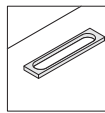
Pull Shape



L



Line



Loop

	Options	U.S. Price	Required to Specify
Surface Materials	<ul style="list-style-type: none"> Premium wood 2 Premium wood 3 Customiz stain on wood 	Prices below Prices below No cost	Specify Premium wood 2 finish number. Specify Premium wood 3 finish number. Specify <i>with Customiz stain</i> . ► See <i>Surface Materials Reference Manual</i> .
Lock and Keying	Lock <ul style="list-style-type: none"> Ember chrome Polished chrome Keying <ul style="list-style-type: none"> Factory- and field-installed keying 	No cost No cost	Specify <i>with 9250 Ember Chrome lock</i> . Specify <i>with 9201 Polished Chrome lock</i> . ► Page 588
Related Products	<ul style="list-style-type: none"> Accessories 		► Page 284

Specification Information

Dimensions			Style	U.S.	Options	
D	W	H	Number	Base Price	(Add \$ to Base Price)	
						Premium Wood
						Wood 2 : Wood 3
22¾"	15½"	23"	WLPM201523	\$1146	+\$69	+\$242

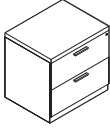


For Canadian Pricing

Multiply U.S. Price by the Canadian price factor.

► See page 1 for details.

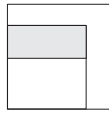
Lateral Files – Freestanding 2-High



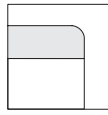
Standard Includes	Required to Specify
<p>► Need help? Product details, page 231</p> <ul style="list-style-type: none"> Lateral file: wood Profiled worksurface top Full-height finished back panel Locks: keyed random One fastened metal filing system per file drawer: black only Leveling glides: black only Counterweight package shipped separately 	<ul style="list-style-type: none"> 1 Style number 2 Wood color number for lateral file 3 Worksurface profile (see below under Required Selections) 4 Pull shape (see below under Required Selections) 5 Finish color number for pull 6 Finish color number for lock 7 Options, if selected (see below) <p>► See <i>Surface Materials</i>, page 570.</p>

Required Selections (No Additional Cost)

Worksurface Edge Profiles

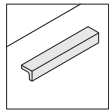


Square

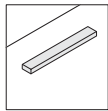


Bullnose

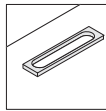
Pull Shape



L



Line



Loop

	Options	U.S. Price	Required to Specify
Surface Materials	Wood veneer worksurface		
	<ul style="list-style-type: none"> Premium wood 2 Premium wood 3 Customiz stain on case and worksurface Full-fill finish 	Prices at right Prices at right No cost Prices at right	Specify Premium wood 2 finish number. Specify Premium wood 3 finish number. Specify <i>with Customiz stain</i> . ► See <i>Surface Materials Reference Manual</i> . Specify full-fill finish number.
	Laminate worksurface		
	<ul style="list-style-type: none"> Premium wood 2 on case Premium wood 3 on case Customiz stain on case 	Prices at right Prices at right No cost	Specify Premium wood 2 finish number. Specify Premium wood 3 finish number. Specify <i>with Customiz stain</i> .
Back Panel	<ul style="list-style-type: none"> Delete finished back panel 	Prices at right	Specify <i>with no back panel</i> .
Lock and Keying	Lock		
	<ul style="list-style-type: none"> Ember chrome Polished chrome 	No cost No cost	Specify <i>with 9250 Ember Chrome lock</i> . Specify <i>with 9201 Polished Chrome lock</i> .
	Keying		
	<ul style="list-style-type: none"> Factory- and field-installed keying 		► Page 588
Related Products	<ul style="list-style-type: none"> Accessories 		► Page 284



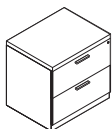
For Canadian Pricing

Multiply U.S. Price by the Canadian price factor.

► See page 1 for details.

Specification Information

• Dimensions D W	• Style Number	• U.S. Base Prices		• Options (Add \$ to Base Price)						
		Wood Case		Premium Wood						
		Wood	Laminate	Wood Case/	Wood Case/					
		Work-	Work-	Wood Top	Laminate Top			Full-Fill	No	
		surface	surface	Wood 2	Wood 3	Wood 2	Wood 3	Finish on	Back	
								Wood Top	Panel	

Lateral Files – 28⁵/₈" High

With Two Drawers

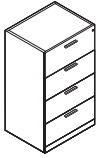
24"	30"	WLLF243028T	\$2535	\$2325	+\$185	+\$640	+\$157	+\$546	+\$29	–\$344
24"	36"	WLLF243628T	\$2649	\$2439	+\$204	+\$710	+\$157	+\$546	+\$47	–\$376
:	:	:	:	:	:	:	:	:	:	:



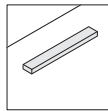
For Canadian Pricing

Multiply U.S. Price by the
Canadian price factor.

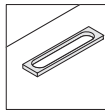
► See page 1 for details.

**Required Selections (No Additional Cost)**

L



Line



Loop

Specification Information

• Dimensions			• Style	• U.S.	• Options
D	W	H	Number	Base	(Add \$ to
				Price	Base Price)
					Premium Wood
					Wood 2 : Wood 3

Lateral Files

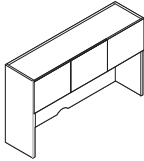
With Four Drawers

24"	30"	51"	WLLF243051F	\$3989	+\$244	+\$851
24"	36"	51"	WLLF243651F	\$4298	+\$244	+\$851



▶ See page 1 for details.

Service Modules



Tip: Finished exterior back adds 3/4" to depth of unit.

Tip: When laminate back panel is specified, top edge of back panel is laminate.

Tip: Glass doors do not lock.

	Standard Includes	Required to Specify	
▶ Need help? Product details, page 232	<ul style="list-style-type: none">• Service module: wood• Back: exterior back - unfinished, interior back - wood• Cable routing scallop on bottom edge of back panel• Attachment hardware: black paint only	1 Style number 2 Wood color number for service module 3 Options, if selected (see below) ▶ See <i>Surface Materials</i> , page 570.	
	Options	U.S. Price	Required to Specify
Surface Materials	<ul style="list-style-type: none">• Premium wood 2• Premium wood 3• Customiz stain on wood	Prices below Prices below No cost	Specify Premium wood 2 finish number. Specify Premium wood 3 finish number. Specify <i>with Customiz stain</i> . ▶ See <i>Surface Materials Reference Manual</i> . ▶ See <i>Surface Materials Reference Manual</i> .
	<ul style="list-style-type: none">• Open Line Laminate	+\$ 69 plus cost of laminate	
Finished Back	<ul style="list-style-type: none">• Finished exterior back	Prices below	Specify <i>with finished exterior back</i> .
Interior Back	<ul style="list-style-type: none">• Laminate interior back	Prices below	Specify <i>with laminate interior back</i> .
Wood Framed Glass Doors for Service Modules	<ul style="list-style-type: none">• Non-locking glass doors	+\$144 per door	Specify <i>with glass doors</i> .
Lock and Keying	Locks on units up to 72"W		
	<ul style="list-style-type: none">• Ember chrome	+\$128	Specify <i>with 9250 Ember Chrome lock</i> .
	<ul style="list-style-type: none">• Polished chrome	+\$128	Specify <i>with 9201 Polished Chrome lock</i> .
	Lock on 90"W unit		
	<ul style="list-style-type: none">• Ember chrome	+\$192	Specify <i>with 9250 Ember Chrome lock</i> .
	<ul style="list-style-type: none">• Polished chrome	+\$192	Specify <i>with 9201 Polished Chrome lock</i> .
	Keying		
	<ul style="list-style-type: none">• Factory- and field-installed keying		▶ Page 588
Related Products	<ul style="list-style-type: none">• Tackboards		▶ Page 274
	<ul style="list-style-type: none">• Light valance		▶ Page 275

Specification Information

Dimensions D W H	Number of Doors	Style Number	U.S. Base Price	Options (Add \$ to Base Price)
				Premium Wood
				Finished : Laminate Exterior : Interior Wood 2 : Wood 3 : Wood Back : Back

Service Modules

All Closed

15" 60" 43 3/4"	3	WLMS156043C	\$2155	+\$272	+\$ 952	+\$426	-\$215
15" 66" 43 3/4"	4	WLMS156643C	\$2202	+\$272	+\$ 952	+\$426	-\$215
15" 72" 43 3/4"	4	WLMS157243C	\$2523	+\$272	+\$ 952	+\$426	-\$215
15" 90" 43 3/4"	5	WLMS159043C	\$2894	+\$404	+\$1411	+\$569	-\$285

Open

15" 60" 43 3/4"	N.A.	WLMS156043P	\$2012	+\$272	+\$ 952	+\$426	-\$215
15" 66" 43 3/4"	N.A.	WLMS156643P	\$2059	+\$272	+\$ 952	+\$426	-\$215
15" 72" 43 3/4"	N.A.	WLMS157243P	\$2379	+\$272	+\$ 952	+\$426	-\$215
15" 90" 43 3/4"	N.A.	WLMS159043P	\$2752	+\$404	+\$1411	+\$569	-\$285

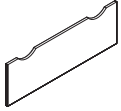


For Canadian Pricing

Multiply U.S. Price by the Canadian price factor.

▶ See page 1 for details.

Tackboards



Standard Includes		Required to Specify
► Need help? Product details, page 230	• Tackboard: vertical surface fabric group 1	1 Style number 2 Fabric color number for tackboard 3 Options, if selected (see below) ► See <i>Surface Materials</i> , page 570.
Options	U.S. Price	Required to Specify
Surface Materials	<ul style="list-style-type: none">• Fabric price group 1• Fabric price group 2• Fabric price group 3• Fabric price group 4• Fabric price group 5• Fabric price group COM	No cost +\$ 12 +\$ 55 +\$ 75 +\$120 +\$ 16 Specify fabric color number. Specify fabric color number. Specify fabric color number. Specify fabric color number. Specify fabric color number. Specify fabric color number. Specify fabric color number. ► See <i>Surface Materials Reference Manual</i> .
Related Products	<ul style="list-style-type: none">• Service modules• Light valance	► Page 273 ► Page 275

Specification Information

• Dimensions	• Style	• U.S.
W H	Number	Base
•	•	• Price
•	•	•
•	•	•

Tackboards

Service Module Application

60"	21 1/2"	WLIT6021S	\$356
66"	21 1/2"	WLIT6621S	\$376
72"	21 1/2"	WLIT7221S	\$433
90"	21 1/2"	WLIT9021S	\$498
•	•	•	•

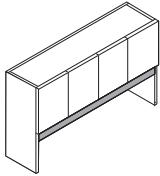


For Canadian Pricing

Multiply U.S. Price by the Canadian price factor.

► See page 1 for details.

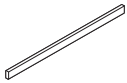
Light Valances



Standard Includes		Required to Specify	
► Need help? Product details, page 231	• Light valance: wood	1 Style number	
	• Attachment hardware	2 Wood color number for valance	
		3 Options, if selected (see below)	
		► See <i>Surface Materials</i> , page 570.	
Options		U.S. Price	Required to Specify
Surface Materials	• Premium wood 2	Prices below	Specify Premium wood 2 finish number.
	• Premium wood 3	Prices below	Specify Premium wood 3 finish number.
	• Customiz stain on wood	No cost	Specify <i>with Customiz stain</i> .
			► See <i>Surface Materials Reference Manual</i> .
Related Products	• Service modules		► Page 273

Specification Information

Dimensions		Style Number	U.S. Base Price	Options	
W	H			(Add \$ to Base Price)	
				Premium Wood	
				Wood 2	Wood 3
57 ³ / ₄ "	3"	WLAL60S	\$232	+\$69	+\$242
63 ³ / ₄ "	3"	WLAL66S	\$244	+\$69	+\$242
69 ³ / ₄ "	3"	WLAL72S	\$258	+\$69	+\$242
87 ³ / ₄ "	3"	WLAL90S	\$296	+\$69	+\$242



For Canadian Pricing

Multiply U.S. Price by the Canadian price factor.

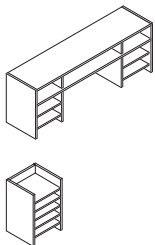
► See page 1 for details.

	Options	U.S. Price	Required to Specify
Surface Materials	Wood desktop organizer		
	• Premium wood 2	+\$ 47	Specify Premium wood 2 finish number.
	• Premium wood 3	+\$164	Specify Premium wood 3 finish number.
	• Customiz stain on wood	No cost	Specify <i>with Customiz stain</i> . ▶ See <i>Surface Materials Reference Manual</i> .
	Laminate desktop organizer		
	• Open Line laminate	+\$ 69 plus cost of laminate	▶ See <i>Surface Materials Reference Manual</i> .
Related Products	• Back panel for desktop organizers		▶ Page 277

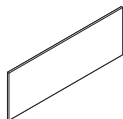
Specification Information					
Dimensions			Style	U.S.	
D	W	H	Number	Base Prices	
				Wood Case	Laminate Case

Desktop Organizers

Combo Organizers					
15"	60"	21 ⁵ / ₈ "	AWAO156021C	\$2555	\$1882
15"	72"	21 ⁵ / ₈ "	AWAO157221C	\$3115	\$2290
Vertical Organizer					
12 ³ / ₈ "	14 ³ / ₈ "	21 ¹ / ₂ "	AWAO141421V	\$ 865	\$ 597



▶ See page 1 for details.



Standard Includes		Required to Specify
► Need help? Product details, page 230	<ul style="list-style-type: none"> • Back panel: wood veneer or laminate • Attachment hardware 	1 Style number 2 Wood or laminate color number for back panel 3 Options, if selected (see below) ► See <i>Surface Materials</i> , page 570.

	Options	U.S. Price	Required to Specify
Surface Materials	Wood back panel <ul style="list-style-type: none">• Premium wood 2• Premium wood 3• Customiz stain on wood	Prices below Prices below No cost	Specify Premium wood 2 finish number. Specify Premium wood 3 finish number. Specify <i>with Customiz stain</i> . ▶ See <i>Surface Materials Reference Manual</i> .
	Laminate back panel <ul style="list-style-type: none">• Open Line laminate	+\$69 plus cost of laminate	▶ See <i>Surface Materials Reference Manual</i> .

Specification Information						
Dimensions			Style	U.S.		Options
D	W	H	Number	Base	Prices	(Add \$ to Base Price)
						Premium Wood
				Wood	Laminate	Wood 2 : Wood 3

Finished Back Panel for Use with Combo Desktop Organizers

3/4"	60"	21 5/8"	AWN6021V	\$359	\$298	+\$47	+\$164
3/4"	72"	21 5/8"	AWN7221V	\$395	\$334	+\$69	+\$242



▶ See page 1 for details.

Stacking Bookcases

Standard Includes		Required to Specify	
► Need help? Product details, page 231	<ul style="list-style-type: none"> Bookcase: wood Back: exterior back - unfinished, interior back - wood 	1 Style number 2 Wood color number for bookcase 3 Options, if selected (see below) ► See <i>Surface Materials</i> , page 570.	

Options	U.S. Price	Required to Specify	
Surface Materials Wood back panel <ul style="list-style-type: none"> Premium wood 2 Premium wood 3 Customiz stain on wood Open Line Laminate 	Prices below Prices below No cost +\$ 69 plus cost of laminate	Specify Premium wood 2 finish number. Specify Premium wood 3 finish number. Specify <i>with Customiz stain</i> . ► See <i>Surface Materials Reference Manual</i> . ► See <i>Surface Materials Reference Manual</i> .	
Finished Back	<ul style="list-style-type: none"> Finished exterior back 	Prices below	Specify <i>with finished exterior back</i> .
Interior Back	<ul style="list-style-type: none"> Laminate interior back 	Prices below	Specify <i>with laminate interior back</i> .
Heavy Load Shelf	<ul style="list-style-type: none"> On 15"W bookcases On 30"W and 36"W bookcases 	+\$ 57 +\$114	Specify <i>with heavy load shelf</i> . Specify <i>with heavy load shelf</i> .
Related Products	<ul style="list-style-type: none"> Accessories Freestanding bookcase 		► Page 284 ► Page 280

Tip: Finished exterior back adds 3/4" to depth of unit.

Tip: When laminate back panel is specified, top edge of back panel is laminate.

Tip: Specify optional 1 1/8" thick heavy load shelves for heavy load conditions. Heavy load conditions are defined as loads of 100 lbs or greater. Heavy load shelves should be specified on wider units (30"W or 36"W) loaded with books or other heavy objects.

Specification Information

Dimensions			Style Number	U.S. Base Price	Options (Add \$ to Base Price)			
D	W	H			Premium Wood			
						Finished	Laminate	
						Exterior	Interior	
						Wood 2	Wood 3	Wood Back
								Back

Stacking Bookcases

Open

15"	15"	43 3/4"	WLBS151543P	\$ 860	+\$177	+\$624	+\$285	-\$141
15"	30"	43 3/4"	WLBS153043P	\$1203	+\$177	+\$624	+\$285	-\$141
15"	36"	43 3/4"	WLBS153643P	\$1278	+\$177	+\$624	+\$285	-\$141

Two Doors

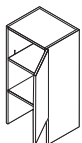
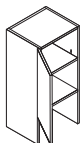
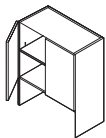
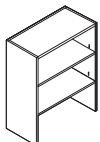
15"	30"	43 3/4"	WLBS153043D	\$1688	+\$224	+\$788	+\$285	-\$141
15"	36"	43 3/4"	WLBS153643D	\$1765	+\$224	+\$788	+\$285	-\$141

Door Hinged Left-Hand

15"	15"	43 3/4"	WLBS151543L	\$1146	+\$208	+\$726	+\$285	-\$141
-----	-----	---------	--------------------	--------	--------	--------	--------	--------

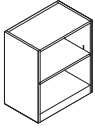
Door Hinged Right-Hand

15"	15"	43 3/4"	WLBS151543R	\$1146	+\$208	+\$726	+\$285	-\$141
-----	-----	---------	--------------------	--------	--------	--------	--------	--------





Freestanding Bookcases



	Standard Includes	Required to Specify
► Need help? Product details, page 231	<ul style="list-style-type: none"> Bookcase: wood Leveling glides: black only Finished inset exterior back panel on 27½"H and 45"H units Unfinished inset exterior back panel on 72⅝"H units Finished inset top 	1 Style number 2 Wood color number for bookcase 3 Options, if selected (see below) ► See <i>Surface Materials</i> , page 570.

	Options	U.S. Price	Required to Specify
Surface Materials	<ul style="list-style-type: none"> Premium wood 2 Premium wood 3 Customiz stain on wood Open Line Laminate 	Prices at right Prices at right No cost +\$ 69 plus cost of laminate	Specify Premium wood 2 finish number. Specify Premium wood 3 finish number. Specify with <i>Customiz stain</i> . ► See <i>Surface Materials Reference Manual</i> . ► See <i>Surface Materials Reference Manual</i> .
Back Panel	72⅝"H Bookcase Only <ul style="list-style-type: none"> Finished wood interior and exterior Laminate interior and unfinished exterior 	+\$285 -\$215	Specify with <i>wood interior and wood exterior back</i> . Specify with <i>laminate interior and unfinished exterior back</i> .
Heavy Load Shelf	<ul style="list-style-type: none"> On 27½"H bookcases On 45"H bookcases On 72⅝"H bookcases 	+\$ 57 +\$114 +\$228	Specify with <i>heavy load shelf</i> . Specify with <i>heavy load shelf</i> . Specify with <i>heavy load shelf</i> .
Related Products	<ul style="list-style-type: none"> Accessories Stacking bookcase 		► Page 284 ► Page 278

Tip: When laminate back panel is specified, top edge of back panel is laminate.

Tip: Specify optional 1⅞" thick heavy load shelves for heavy load conditions. Heavy load conditions are defined as loads of 100 lbs or greater. Heavy load shelves should be specified on wider units (30"W or 36"W) loaded with books or other heavy objects.



For Canadian Pricing
 Multiply U.S. Price by the Canadian price factor.
 ► See page 1 for details.

Specification Information

Dimensions D W H	Style Number	U.S. Base Price	Options (Add \$ to Base Price)
			Premium Wood
			Wood 2 : Wood 3

Open

27 1/2"H Bookcases

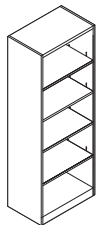
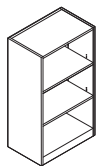
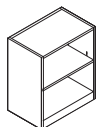
15" 30" 27 1/2"	WLBF153028P	\$1919	+\$177	+\$ 624
15" 36" 27 1/2"	WLBF153628P	\$1999	+\$177	+\$ 624

45"H Bookcases

15" 30" 45"	WLBF153045P	\$2140	+\$177	+\$ 624
15" 36" 45"	WLBF153645P	\$2245	+\$177	+\$ 624

72 5/8"H Bookcases

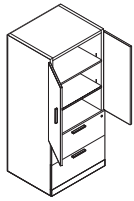
15" 30" 72 5/8"	WLBF153072P	\$2383	+\$330	+\$1154
15" 36" 72 5/8"	WLBF153672P	\$2513	+\$330	+\$1154
:	:	:	:	:

**For Canadian Pricing**

Multiply U.S. Price by the
Canadian price factor.

► See page 1 for details.

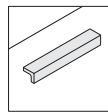
Vertical Cabinets, Wardrobes, and Towers



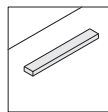
	Standard Includes	Required to Specify
► Need help? Product details, page 231	<ul style="list-style-type: none"> Vertical cabinets, wardrobes and towers: wood Back panel: interior finished - wood, exterior - unfinished Lock: keyed random One fastened metal filing system per file drawer: black only Leveling glides: black only 	1 Style number 2 Wood color number 3 Pull shape (see below under Required Selections) 4 Finish color number for pulls 5 Finish color number for lock 6 Options, if selected (see below) ► See <i>Surface Materials</i> , page 570.

Required Selections (No Additional Cost)

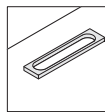
Pull Shape



L



Line



Loop

	Options	U.S. Price	Required to Specify
Surface Materials	<ul style="list-style-type: none"> Premium wood 2 Premium wood 3 Customiz stain on wood Open Line Laminate 	Prices at right Prices at right No cost +\$ 69 plus cost of laminate	Specify Premium wood 2 finish number. Specify Premium wood 3 finish number. Specify <i>with Customiz stain</i> . ► See <i>Surface Materials Reference Manual</i> . ► See <i>Surface Materials Reference Manual</i> .
Back Panel	<ul style="list-style-type: none"> Finished wood interior and wood exterior back Laminate interior and unfinished exterior back 	+\$215 -\$215	Specify <i>with wood interior and wood exterior back</i> . Specify <i>with laminate interior and unfinished exterior back</i> .
Lock and Keying	Lock <ul style="list-style-type: none"> Ember chrome Polished chrome Keying <ul style="list-style-type: none"> Factory- and field-installed keying 	No cost No cost	Specify <i>with 9250 Ember Chrome lock</i> . Specify <i>with 9201 Polished Chrome lock</i> . ► Page 588
Related Products	<ul style="list-style-type: none"> Accessories 		► Page 284

Tip: When laminate back panel is specified, top edge of back panel is laminate.



For Canadian Pricing

Multiply U.S. Price by the Canadian price factor.

► See page 1 for details.

Specification Information

Dimensions D W H	Style Number	U.S. Base Price	Options (Add \$ to Base Price)
			Premium Wood
			Wood 2 : Wood 3

Vertical Cabinet

One Fixed Shelf, Two Adjustable Shelves

24" 30" 72 ⁵ / ₈ "	WLKV243072B	\$3164	+\$510	+\$1787
24" 36" 72 ⁵ / ₈ "	WLKV243672B	\$3482	+\$510	+\$1787
:	:	:	:	:

Wardrobes

24" 30" 72 ⁵ / ₈ "	WLKW243072	\$2175	+\$510	+\$1787
24" 36" 72 ⁵ / ₈ "	WLKW243672	\$2394	+\$510	+\$1787
:	:	:	:	:

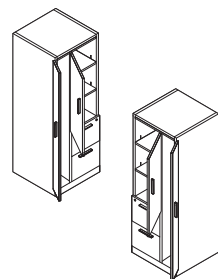
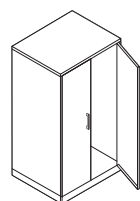
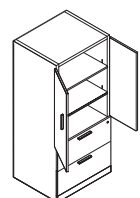
Towers

With Door Hinged Left-Hand

24" 24" 72 ⁵ / ₈ "	WLTW242472G	\$2353	+\$312	+\$1092
--	--------------------	--------	--------	---------

With Door Hinged Right-Hand

24" 24" 72 ⁵ / ₈ "	WLTW242472H	\$2353	+\$312	+\$1092
:	:	:	:	:

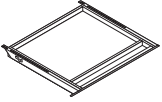
**For Canadian Pricing**

Multiply U.S. Price by the
Canadian price factor.

► See page 1 for details.

Accessories

Wood Center Drawer



Tip: Dimensions given are outside dimensions.

Standard Includes		Required to Specify	
<ul style="list-style-type: none"> Non-locking center drawer: wood Mounting frame: black paint only 		1 Style number 2 Wood color number for center drawer 3 Options, if selected (see below) ▶ See <i>Surface Materials</i> , page 570.	
Surface Materials	Options	U.S. Price	Required to Specify
	<ul style="list-style-type: none"> Premium wood 2 Premium wood 3 Customiz stain 	+\$19 +\$71 No cost	Specify Premium wood 2 finish number. Specify Premium wood 3 finish number. Specify with <i>Customiz stain</i> . ▶ See <i>Surface Materials Reference Manual</i> .

Specification Information				
Dimensions			Style Number	U.S. Base Price
D	W	H		
19½"	21¼"	2¼"	AWAC23212	\$346

Field-Installed Round Grommet



Tip: Grommet AWAG2 is for use on worksurfaces only.

Tip: For grommet location information, see page 236.

Standard Includes		Required to Specify	
<ul style="list-style-type: none">Grommet: 0835 Black paint, 4799 Platinum Metallic, 9201 Polished Chrome, or 9211 NickelInstallation instructions		1 Style number 2 Paint or metal color number for grommet	
Specification Information			
• Dimensions	• Style	• U.S.	
D	W	Number	Price
2 1/2"	2 1/2"	AWAG2	\$68



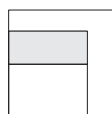
For Canadian Pricing
 Multiply U.S. Price by the Canadian price factor.
 ▶ See page 1 for details.

Walden Edge Profile Samples

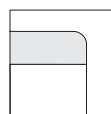
Standard Includes	Required to Specify
<ul style="list-style-type: none"> • Worksurface: wood veneer or laminate 	1 Style number 2 Wood or laminate color number for worksurface 3 Worksurface profile (see below under Required Selections) 4 Options, if selected (see below) ▶ See <i>Surface Materials</i> , page 570.

Required Selections (Prices below)

Wood worksurface edge profiles



Square



Bullnose

	Options	U.S. Price	Required to Specify
Surface Materials	Wood veneer worksurfaces <ul style="list-style-type: none"> • Premium wood 2 • Premium wood 3 • Customiz stain • Full-fill finish 	+\$ 47 +\$164 No cost +\$ 24	Specify Premium wood 2 finish number Specify Premium wood 3 finish number. Specify <i>with Customiz stain</i> . Specify full-fill finish number.

Specification Information

• Dimensions		• Style Number	• U.S. Base Prices	
D	W		Wood	Laminate
12"	12"	WLXE1212	\$170	\$170
.

Flip Up Power Unit



Standard Includes	Required to Specify
<ul style="list-style-type: none"> • Power unit: 0835 Black paint or 4799 Platinum paint • Two outlets: black plastic • Attachment hardware • 6' power cord with grounded plug: black plastic 	1 Style number 2 Paint color number for flip up power unit

Specification Information

• Dimensions			• Style Number	• U.S. Price
D	W	H		
4 1/4"	5 1/2"	2"	AWVFP	\$288
.

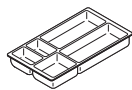


For Canadian Pricing

Multiply U.S. Price by the Canadian price factor.

▶ See page 1 for details.

Pencil Tray



Standard Includes

- Pencil tray: plastic

Required to Specify

Style number

Specification Information

• Dimensions			• Style	• U.S.
D	W	H	Number	Price
:	:	:	:	:

Plastic for Miter Fold Drawers

7¼"	12⅞"	1½"	AWAP15A	\$24
:	:	:	:	:







For Canadian Pricing

Multiply U.S. Price by the Canadian price factor.

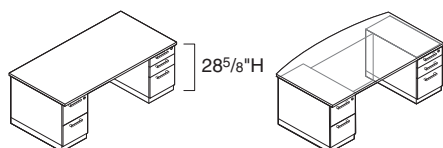
► See page 1 for details.

Garland

			
Statement of Line	288	Specifying	
Garland Planning 101	294	Desktop Organizers	336
Thought Starters and Applications	296	Back Panels for Desktop Organizers	337
		Stacking Bookcases	338
Product Details		Freestanding Bookcases	340
Garland	302	Vertical Cabinets, Wardrobes, and Towers	342
Application Topics		Consultation Tables	344
Storage Capacities	306	Header	345
Worksurface Edge Profile Locations	307	Accessories	346
Grommet and Scallop Locations	308		
Worksurface Wood Grain Directions	309		
			
Specifying			
Desks	310		
Cockpit Configuration Bow Desks	312		
Cockpit Configuration Bullets	314		
Bullet Run-Offs	315		
Bullet and P-Shape Tables	316		
Desk Returns	318		
Returns	320		
Bridges	322		
Corner Unit	323		
Full Storage Credenzas	324		
Kneespace Credenzas	326		
Shell Credenzas	328		
Mobile Pedestal	329		
Lateral Files – Freestanding 2-High	330		
Lateral Files – Freestanding 4-High	331		
Service Modules	332		
Tackboards	334		
Light Valances	335		

Statement of Line

Garland

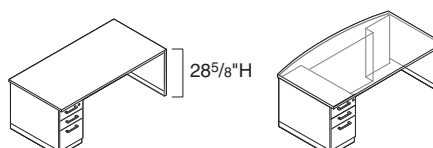


Understanding
 ▶ Page 302
 Specifying
 ▶ Page 310

Double-Pedestal Desks

	60"W	66"W	72"W
30"D	■	■	
36"D			■ ●

● = Bowed worksurface ■ = Straight worksurface



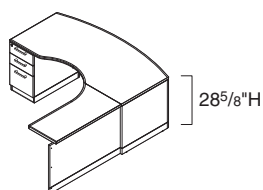
Understanding
 ▶ Page 302
 Specifying
 ▶ Page 311

Single-Pedestal Desks*

	60"W	66"W	72"W
30"D	■	■	■
36"D			■ ●

● = Bowed worksurface ■ = Straight worksurface

*Drawing shows left-hand unit. Right-hand unit is also available.

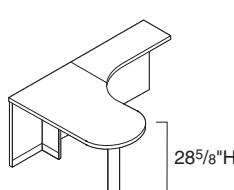


Understanding
 ▶ Page 305
 Specifying
 ▶ Page 312

Cockpit Configuration Bow Desks*

	72"W
78"D	●

*Drawing shows left-hand unit. Right-hand unit is also available.

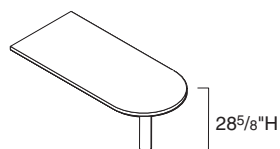


Understanding
 ▶ Page 305
 Specifying
 ▶ Page 314

Cockpit Configuration Bullets

	66"W	72"W
78"D	●	●

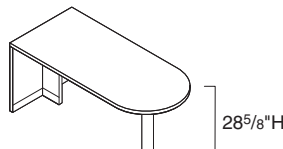
*Drawing shows left-hand unit. Right-hand unit is also available.



Understanding
 ▶ Page 302
 Specifying
 ▶ Page 315

Bullet Run-Offs

	48"W	60"W	72"W
30"D	●	●	
36"D			●



Understanding
 ▶ Page 304
 Specifying
 ▶ Page 316

Bullet Tables

	60"W	72"W
30"D	●	
36"D		●

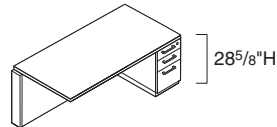


Understanding
 ▶ Page 304
 Specifying
 ▶ Page 316

P-Tables*

	72"W
42"D	●

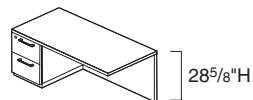
*Drawing shows left-hand unit. Right-hand unit is also available.



Understanding
 ▶ Page 304
 Specifying
 ▶ Page 318

Desk Returns

	60"W	72"W
30"D	●	●

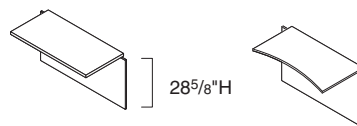


Understanding
 ▶ Page 304
 Specifying
 ▶ Page 320

Returns*

	42"W	48"W	72"W
24"D	●	●	●

*Drawing shows left-hand unit. Right-hand unit is also available.



Understanding
 ▶ Page 304
 Specifying
 ▶ Page 322

Bridges

	42"W	48"W
24"D	■ ●	■ ●

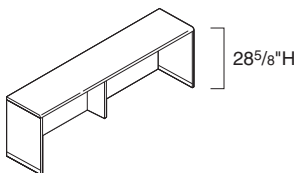
● = Curved worksurface ■ = Straight worksurface



Understanding
 ▶ Page 304
 Specifying
 ▶ Page 323

Corner Unit

	42"W
24"D	●

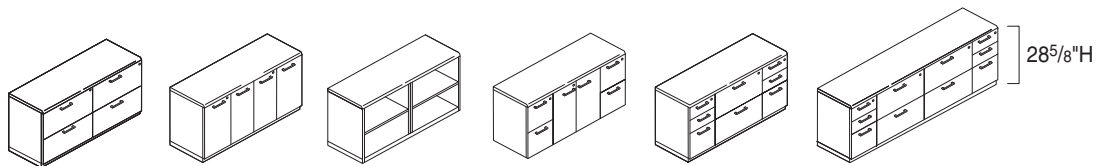


Understanding
 ▶ Page 302
 Specifying
 ▶ Page 328

Shell Credenzas

	72"W	96"W	102"W
24"D	●	●	●

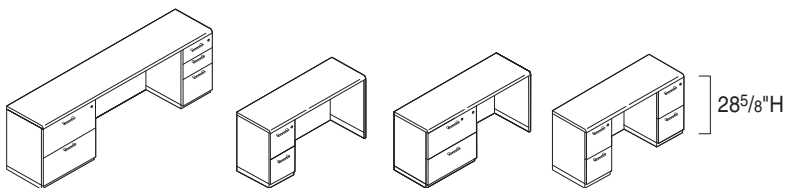
Statement of Line, continued



Understanding
 ▶ Page 302
 Specifying
 ▶ Page 324

Full Storage Credenzas

	60"W	66"W	72"W	90"W
24"D	●	●	●	●



Understanding
 ▶ Page 302
 Specifying
 ▶ Page 326

Kneespace Credenzas*

	60"W	66"W	72"W	90"W	96"W	102"W
24"D	●	●	●	●	●	●

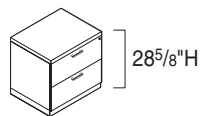
*Drawing shows left-hand unit. Right-hand unit is also available.



Understanding
 ▶ Page 302
 Specifying
 ▶ Page 329

Mobile Pedestal

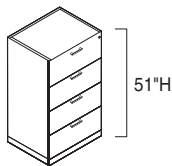
	15"W
22 3/4"D	●



Understanding
 ▶ Page 303
 Specifying
 ▶ Page 330

Lateral Files – Freestanding 2-High

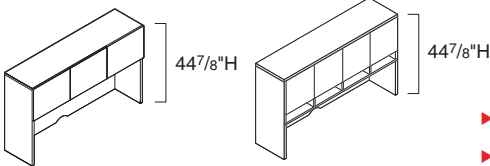
	30"W	36"W
24"D	●	●



Understanding
 ▶ Page 303
 Specifying
 ▶ Page 331

Lateral Files – Freestanding 4-High

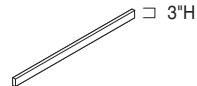
	30"W	36"W
24"D	●	●



Understanding
 ▶ Page 302
 Specifying
 ▶ Pages 332, 334

Service Modules and Tackboards

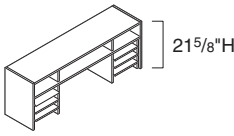
	60"W	66"W	72"W	90"W
15"D	●	●	●	●



Understanding
 ▶ Page 303
 Specifying
 ▶ Page 335

Light Valances

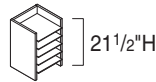
	57 3/4"W	63 3/4"W	69 3/4"W	87 3/4"W
3"H	●	●	●	●



Understanding
 ▶ Page 302
 Specifying
 ▶ Pages 336

Desktop Organizers - Combo

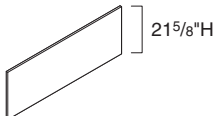
	60"W	72"W
15"D	●	●



Understanding
 ▶ Page 302
 Specifying
 ▶ Pages 336

Desktop Organizer - Vertical

	14 3/8"W
12 3/8"D	●

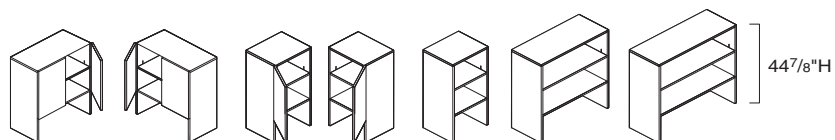


Understanding
 ▶ Page 302
 Specifying
 ▶ Pages 337

Back Panel for Desktop Organizers

	60"W	72"W
3/4"D	●	●

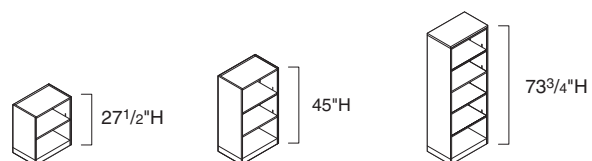
Statement of Line, continued



Understanding
 ▶ Page 303
 Specifying
 ▶ Page 338

Stacking Bookcases

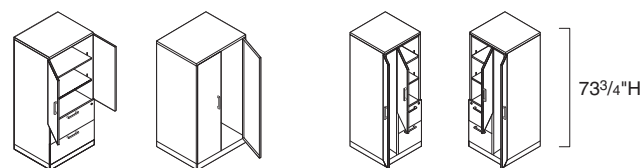
	15"W	30"W	36"W
15"D	●	●	●



Understanding
 ▶ Page 303
 Specifying
 ▶ Page 340

Freestanding Bookcases

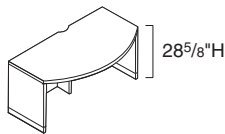
	30"W	36"W
15"D	●	●



Understanding
 ▶ Page 303
 Specifying
 ▶ Page 342

Vertical Cabinets, Wardrobes, and Towers

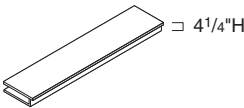
	24"W	30"W	36"W
24"D	●	●	●



Understanding
▶ Page 302
Specifying
▶ Page 344

Consultation Tables

	48"W	72"W
36"D	●	●



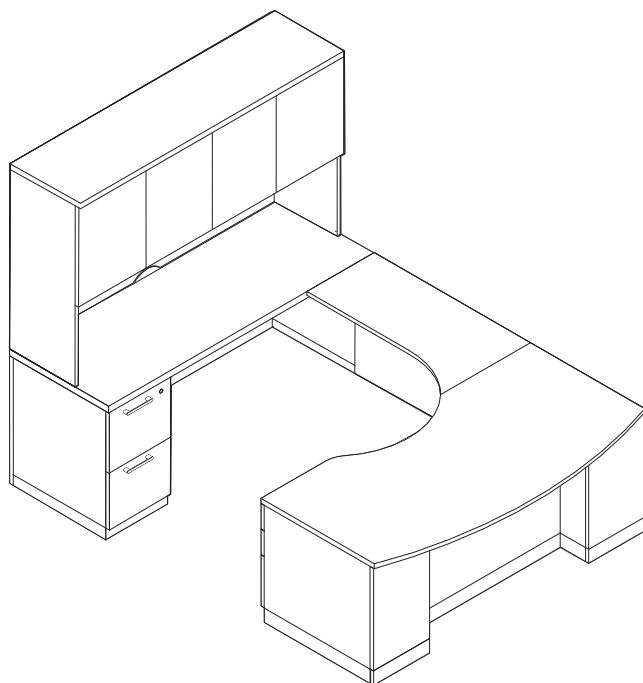
Understanding
▶ Page 305
Specifying
▶ Page 345

Header

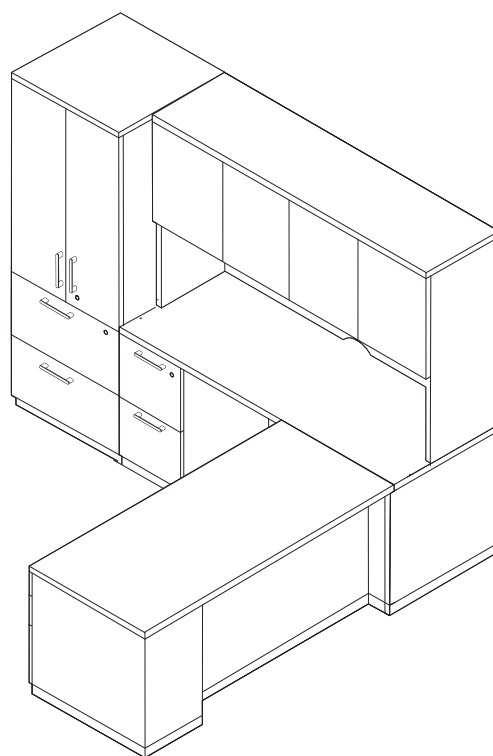
	48"W	72"W
15"D	●	●
24"D	●	●

Garland Planning 101

U configuration



L configuration



Building Blocks

- Single-pedestal desks
- Cockpit configurations
- Bridges
- Kneewell credenzas
- Freestanding bullet and P-tables

- Single-pedestal desks
- Returns
- Desk returns
- Freestanding bullet and P-tables

Supplemental Pieces

- Towers, wardrobes, and vertical cabinets
- Service modules
- Bookcases
- Freestanding lateral files
- Mobile pedestal

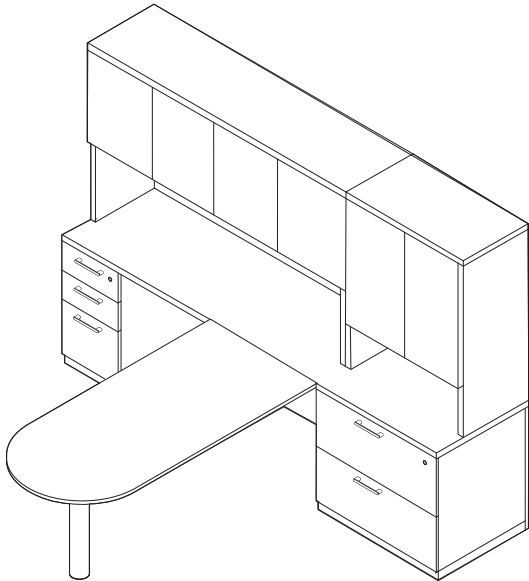
- Towers, wardrobes, and vertical cabinets
- Service modules
- Bookcases
- Freestanding lateral files
- Mobile pedestal

Features

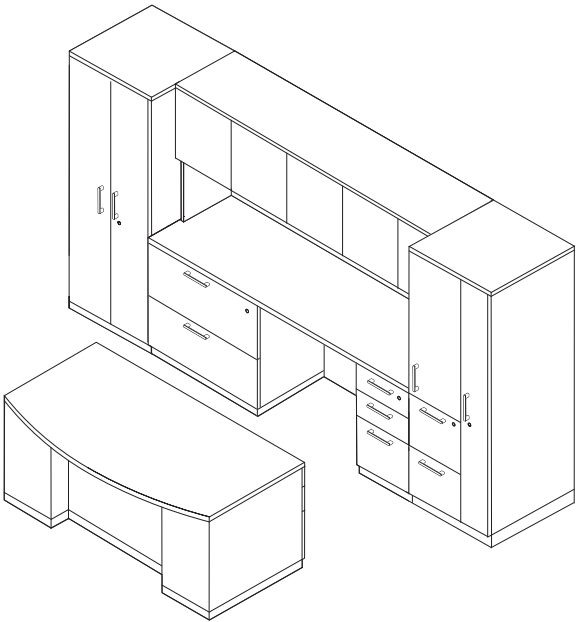
- Lots of worksurface space
- Lots of storage
- Allows user to work facing door

- Small footprint
- Allows user to work facing door
- Allows for upper storage without blocking window

T configuration



Desk/Credenza



Garland

Building Blocks

- Shell-credenzas
- 96"W and 102"W credenzas
- Bullet run-offs
- Desk returns
- Stacking bookcases

- Double-pedestal desks
- Full storage credenzas

Supplemental Pieces

- Towers, wardrobes, and vertical cabinets
- Service modules
- Bookcases
- Freestanding lateral files
- Mobile pedestal

- Towers, wardrobes, and vertical cabinets
- Service modules
- Bookcases
- Freestanding lateral files
- Mobile pedestal

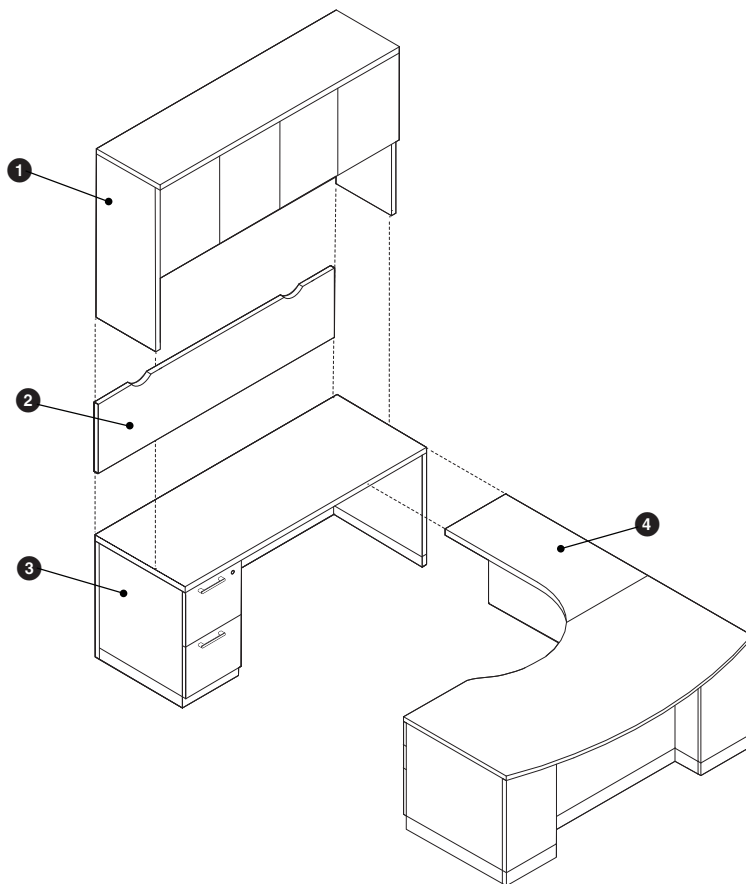
Features

- Allows for upper storage without blocking window
- Supports collaboration
- Allows user to work facing door
- Utilizes "side" wall

- Traditional feel
- Allows user to work facing door
- Storage density

Thought Starters and Applications

1



For Canadian Pricing

Multiply U.S. Price by the Canadian price factor.

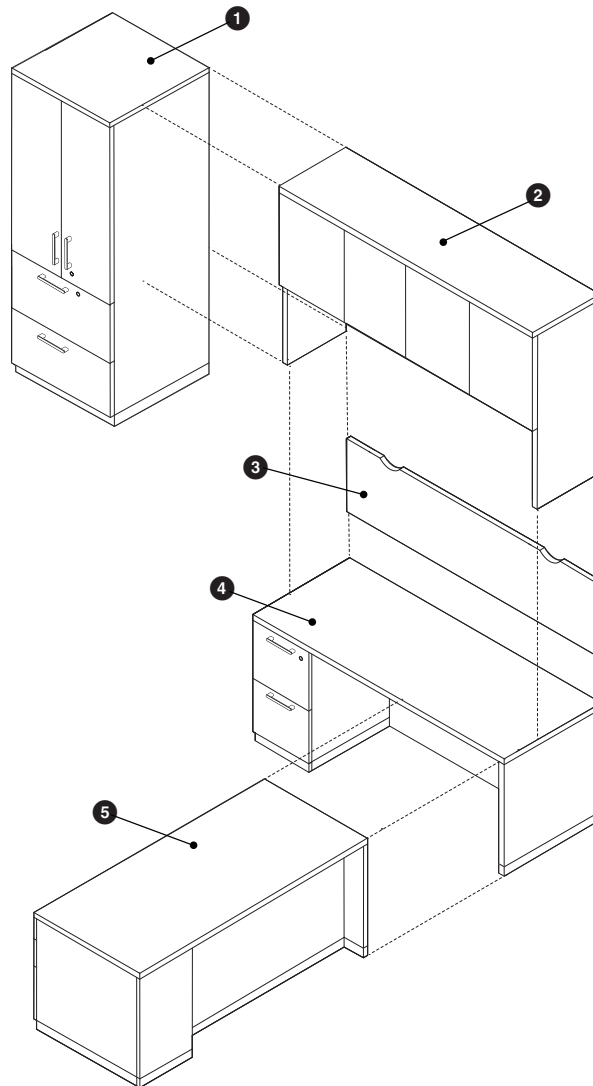
► See page 1 for details.

Garland 1

Recommended Components

	Quantity	Style Number	Description	U.S. List Price	Total
1	1	GLMS157244C	72"W Service Module with Doors	\$2947	\$ 2947
2	1	GLIT7221S	72"W Tackboard for Service Module Application	\$ 463	\$ 463
3	1	GLCZ2472M	24"D x 72"W Pedestal/Kneewell Credenza	\$2889	\$ 2889
4	1	GLDX10272R	72"W Cockpit Desk and Bridge Configuration	\$5300	\$ 5300
					\$11,599

2

**For Canadian Pricing**

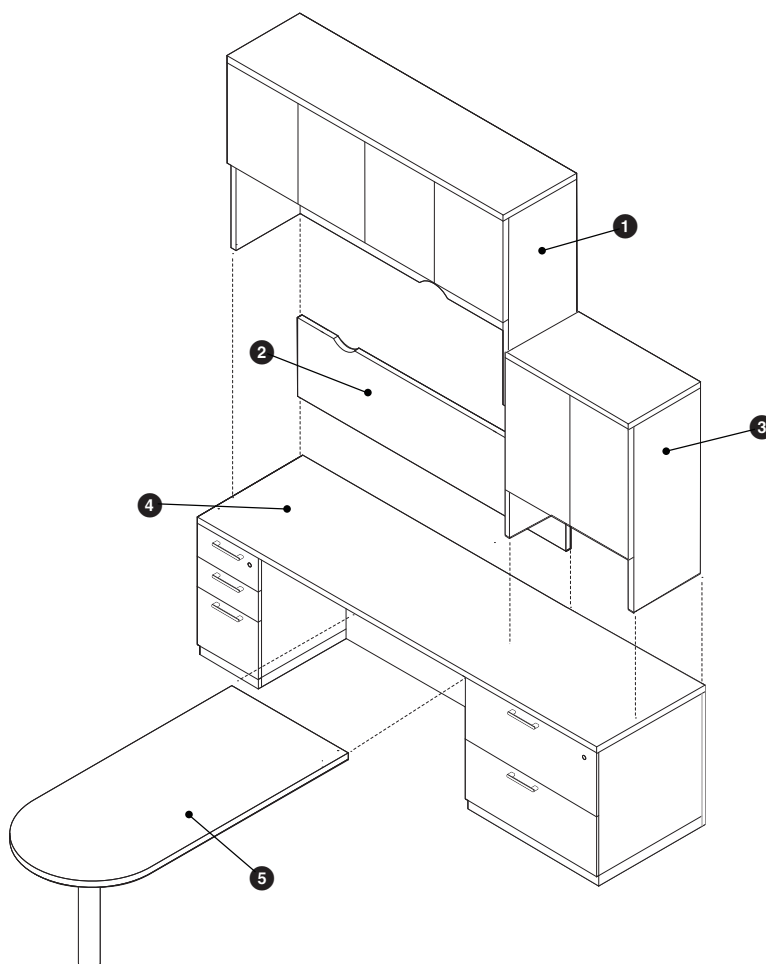
Multiply U.S. Price by the
Canadian price factor.

► See page 1 for details.

Garland 2**Recommended Components**

	Quantity	Style Number	Description	U.S. List Price	Total
1	1	GLKV243673B	24"D x 36"W x 73"H Vertical Cabinet Two Doors over Two Drawers	\$4062	\$ 4062
2	1	GLMS157244C	72"W Service Module with Doors	\$2947	\$ 2947
3	1	GLIT7221S	72"W Tackboard for Service Module Application	\$ 463	\$ 463
4	1	GLCZ2472M	24"D x 72"W Pedestal/Kneewell Credenza	\$2889	\$ 2889
5	1	GLRD3072R	30"D x 72"W Desk Return Right-Hand	\$3183	\$ 3183
					\$13,544

3

**For Canadian Pricing**

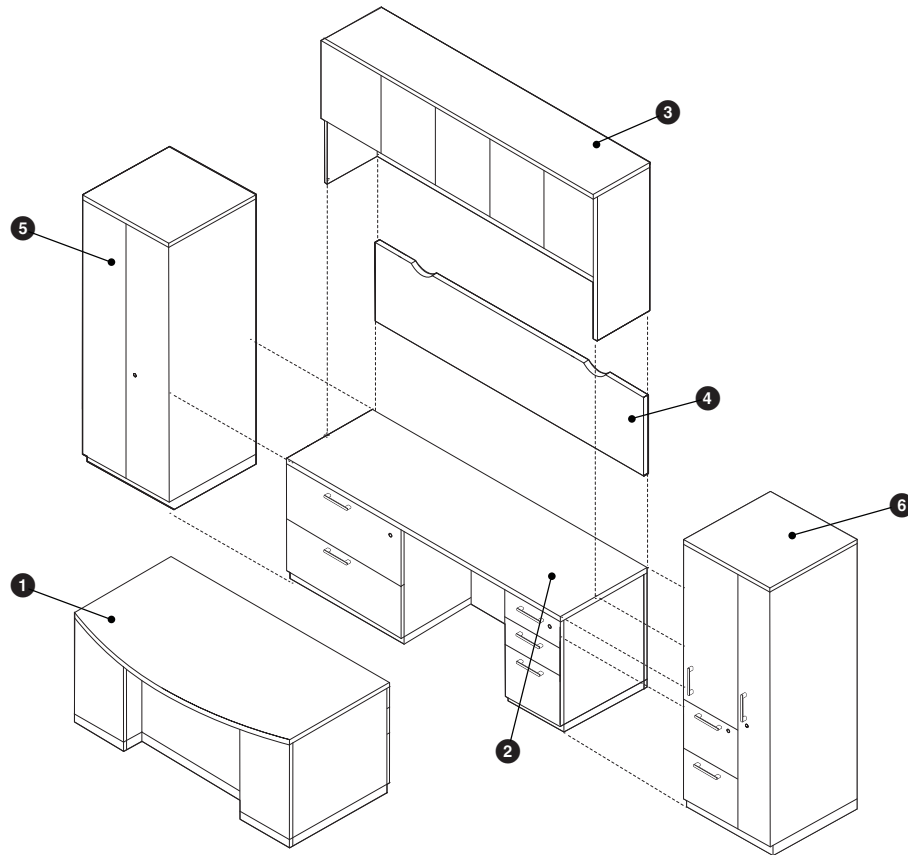
Multiply U.S. Price by the
Canadian price factor.

► See page 1 for details.

Garland 3**Recommended Components**

	Quantity	Style Number	Description	U.S. List Price	Total
1	1	GLMS156644C	66"W Service Module with Doors	\$2570	\$ 2570
2	1	GLBS153644D	36"W Stacking Bookcase with Doors	\$2058	\$ 2058
3	1	GLIT6621S	66"W Tackboard for Service Module Application	\$ 419	\$ 419
4	1	GLCZ24102J	24"D x 102"W Pedestal/Kneewell/Lateral File Credenza	\$5746	\$ 5746
5	1	GLRB3060	30"D x 60"W Bullet Run-Off	\$1635	\$ 1635
					\$12,428

4

**For Canadian Pricing**

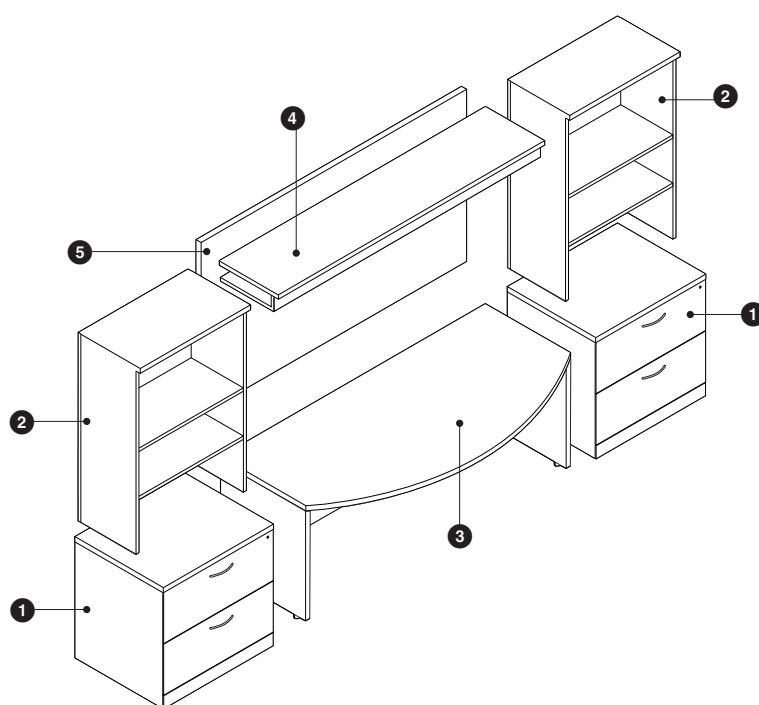
Multiply U.S. Price by the
Canadian price factor.

► See page 1 for details.

Garland 4

Recommended Components				U.S.	
	Quantity	Style Number	Description	List Price	Total
1	1	GLDB364272	36"/42"D x 72"W Bow Front Double-Pedestal Desk	\$4453	\$ 4453
2	1	GLCZ2490K	24"D x 90"W Lateral File/Kneewell/Pedestal Credenza	\$5316	\$ 5316
3	1	GLMS159044C	90"W Service Module with Doors	\$3379	\$ 3379
4	1	GLIT9021S	90"W Tackboard for Service Module Application	\$ 534	\$ 534
5	1	GLKW243073	24"D x 30"W Wardrobe	\$2540	\$ 2540
6	1	GLTW242473H	24"D x 24"W Tower with Doors Hinged Right-Hand	\$2749	\$ 2749
					\$18,971

5

**For Canadian Pricing**

Multiply U.S. Price by the
Canadian price factor.

► See page 1 for details.

Garland 5**Recommended Components**

	Quantity	Style Number	Description	U.S. List Price	Total
1	2	GLLF243028T	30"W 2 High Freestanding Lateral Files	\$2775	\$ 5550
2	2	GLBS153044P	30"W Open Stacking Bookcase	\$1405	\$ 2810
3	1	GLTC243672	72"W Consultation Table	\$2526	\$ 2526
4	1	GLAH1572	72"W Header	\$1389	\$ 1389
5	1	GLIT7242W	72"W x 42"H Wall-Mount Tackboard	\$ 927	\$ 927
					\$13,202

Service modules provide additional storage above a credenza.

Tackboards provide a tackable surface between the service module and credenza and are field-installed.

Kneespace credenzas are available in a variety of configurations.

Leveling glides adjust to install furniture on uneven floors.

Recessed area behind the bottom edge of door provides a convenient grip, making door pulls unnecessary.

Bridge attaches to a desk and credenza to form a U-shape configuration.

Worksurface has a wood core with a wood surface.

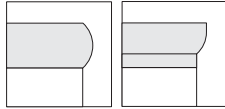
Desks are available in single- and double-pedestal models. Desks are available with straight or bow front tops.

Pedestal lock secures drawers in a pedestal. Locks are standard factory-installed, keyed random.
► *Lock and Keying*, page 588

Return is available with a pedestal located on the left- or right-hand side.

Product Details

Garland is available with four different solid wood edge profiles.



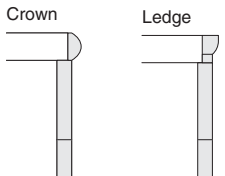
Crown

Ledge

Elect

Rely

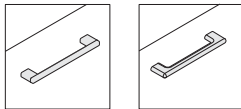
Wood edge profile is achieved by adding a specifically shaped solid wood edge to the worksurface core.



Elect

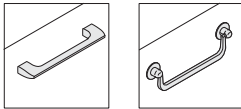
Rely

Worksurface edge aligns with drawer face.



Kerf

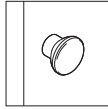
Crown



Rei

Traditional

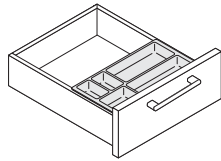
Pulls are available in four different styles and a variety of finishes.



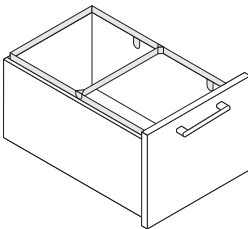
Traditional

A traditional pull is optional for use on doors for service modules and bookcases.

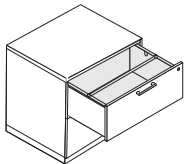
Drawers are polypropylene wrapped with miter-fold construction.



Box drawers open their full depth.



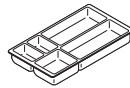
File drawers open their full depth for total access to the contents. They accommodate front-to-back or side-to-side letter- and side-to-side legal-size filing.



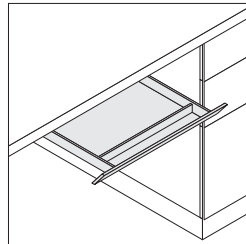
Lateral file drawers open their full depth for total access to the contents. They accommodate front-to-back or side-to-side letter- and legal-size filing.

Safety stop prevents accidental removal of drawers from the pedestal.

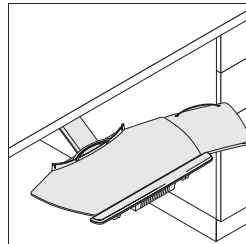
Garland products are built as units but they are reconfigurable. However, some units that are handed (ie. single-pedestal desks) will be defaced and will require replacement parts to reconfigure the product. *Tip: To reconfigure, refer to service parts catalog or assembly directions in Product Reference for reconfiguration instructions.*



Pencil tray is included in each box/box/file pedestal.



Center drawer is available for field installation on desks only. It is equipped with a convenience tray.



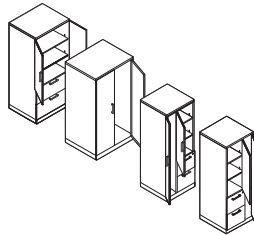
Articulated keyboard shelf can be added in the field to support a computer keyboard beneath the level of the worksurface. For product information, see *Steelcase Worktools Specification Guide*. *Tip: Grommet is recommended in the worksurface to allow cable from the keyboard to link with the computer on the worksurface.*

Counterweights are shipped with all storage credenzas and lateral files for field installation to insure stability.

Tip: In certain applications counterweights may not be needed and can be optioned out at specification.

Tip: Counterweights are available and ship with drawered only storage units, not with units with doors.

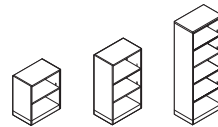
Counterweights on mobile pedestals are shipped assembled in the unit.



Vertical cabinets, wardrobes, and towers offer a variety of storage configurations.



Lateral file is equipped with four drawers that will accommodate front-to-back or side-to-side filing. Safety interlock system allows only one drawer to be opened at a time.




Freestanding bookcases are available in a variety of widths and heights.

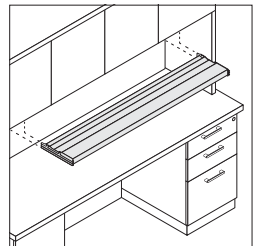
73 3/4" H freestanding bookcases are standard with an unfinished back panel. It is recommended to place against a wall or in a back-to-back application.

Shelves are standard 3/4" thick. Thicker 1 1/8" shelves are available for heavy load conditions as an option.

Tip: Heavy load conditions are defined as loads of 100 lbs or greater. Heavy load shelves should be specified on wider units (30"W or 36"W) loaded with books or other heavy objects.

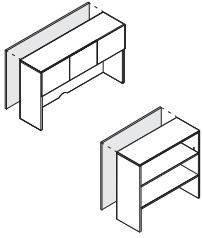


Stacking bookcases attach to a worksurface and are available in a variety of widths. Stacking bookcases are available with or without hinged doors. Doors on stacking bookcases do not have pulls. Stacking bookcases have a piling area below the fixed shelf that accommodates expandable folders. Stacking bookcases cannot be attached on a profile edge.



Shelf lights are available to field install beneath the service module.

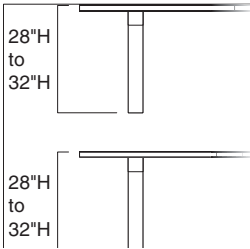
Light valance is field installed and creates recessed area for task lights.



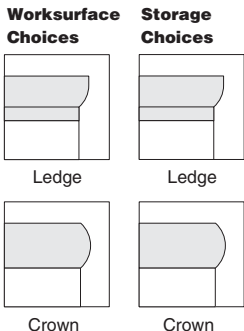
Finished back panels are available as options for service modules and stacking bookcases. Optional back panel adds 3/4" to the depth of unit.

Inset finished backs are available for 73 3/4"H freestanding bookcases, and 4-drawer lateral files. Inset finished backs do not add additional depth to unit.

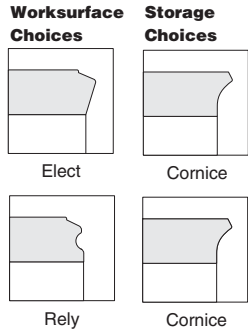
Bullet and P-shaped tables come standard with a column support. Optional disc column support has 22" disc.



Column and disk column are adjustable within a range of 4" and support a worksurface at heights from 28"H to 32"H.



Crown and Ledge edges should be specified on worksurface and storage tops.



Elect and Rely edges can be specified on worksurface edges. However, on storage tops, the Cornice profile should be specified to coordinate with worksurface tops.

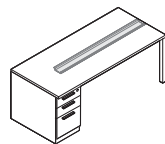
Edge profile detail appears on all 73 3/4"H tall storage. Edge profile is on front edge only, allowing for units to be placed flush side-to-side. Bottom of edge profile aligns with front of doors or overhangs 3/4" on open units.

Tops of storage units are finished.

Base detail is applied on highly-visible surfaces.

Garland edge profile samples can be ordered to meet your specifications. These 12"D x 12"W work-surfaces can be ordered in veneer and any Garland edge profile.

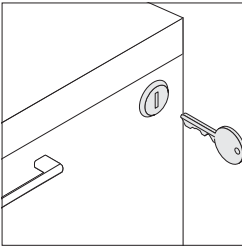
► Page 348



Worksurface brace is used when a worksurface has an unsupported span that is greater than 60"W. It provides unobstructed support under the worksurface.

Worksurfaces supported by legs or tethered brackets that have unsupported spans less than or equal to 84"W, use one worksurface brace. For unsupported spans greater than 84"W, two worksurface braces are required for support.

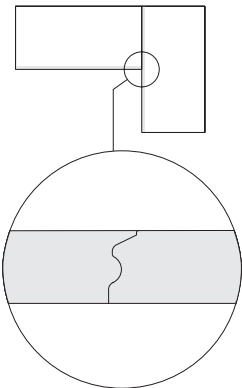
Locks and Keying



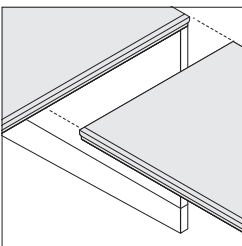
Factory-installed locks are standard and available keyed random only. Optional field-installed locks are available with consecutive, specific, and random keying options. Master-keyed locks are also available. Field-installed lock cylinders must be specified separately.

► Lock and Keying, page 588

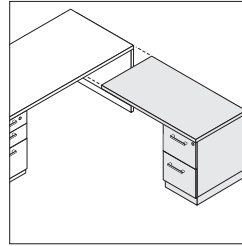
Connections



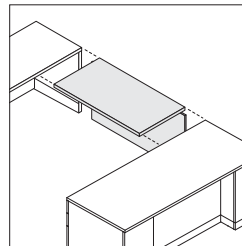
Coped worksurface is standard on returns, desk returns, bridges, and bullet run-offs to provide a smooth transition.



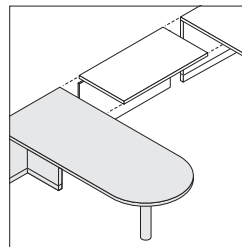
Edge profile on connecting units must be the same.



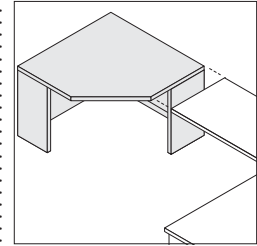
Return attaches to a single-pedestal desk to form a flush-height, L-shape configuration. Attachment hardware is included with the return.



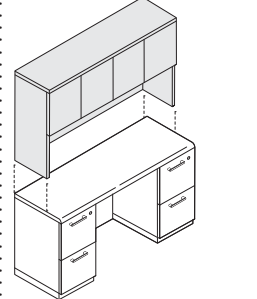
Bridge attaches to a single-pedestal desk and kneespace credenza using attachment hardware that is included with the bridge. Together they form a flush-height, U-shape configuration.



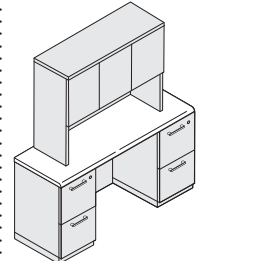
Bullet- or P-shape tables must be connected to a bridge or return to provide stability. The connection forms a flush-height, U-shape configuration. Attachment hardware is included with the return or bridge.



Corner unit must be connected to a bridge or return for stability. Attachment hardware is included with the return or bridge.

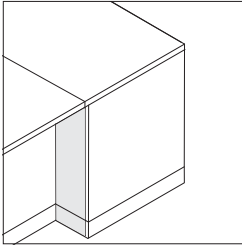


Service module attaches to the top of a credenza. Attachment hardware is included with the service module. Service module cannot be attached on a profiled edge.

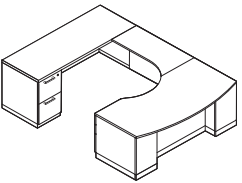


Service module can be shorter than the supporting worksurface as long as a worksurface support or under worksurface storage unit is used under the worksurface within 6" of where the side of the service module is located. The Elective Elements center support panel can be used when additional support is needed.

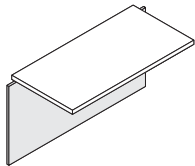
► See *Elective Elements Specification Guide*



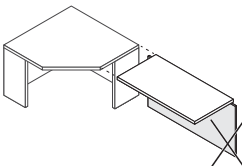
Desk returns have a 6" filler panel and are intended to attach to the end of kneespace credenza.



Cockpit configurations feature an asymmetrical curved front bridge and must connect to a shell or kneewall credenza. Cockpit configurations have a square edge where the desk and bridge meet, and cannot be used with standard bridges or returns.

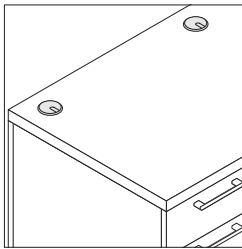


The modesty panel on a bridge is full-height and is 6" longer than the work-surface width. It is inset 1 1/8" because it attaches to the inside of the end panels on the adjacent work-surfaces.



The modesty panel on a bridge intersects the support panel on a corner unit. Specify bridges without modesty panel when connecting to a corner unit.

Wiring & Cabling



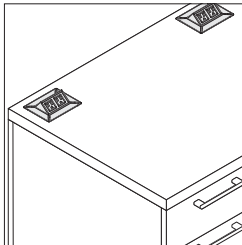
Round grommets provide a way for cords and cables to pass through the worksurface.

Tip: For installation purposes, the actual hole size for the round grommet is 2 1/4" in diameter.

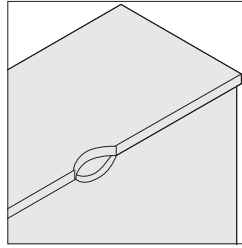
Round grommet accommodates a three-prong plug through the opening.

Grommet can be installed above pedestals or in kneespace area.

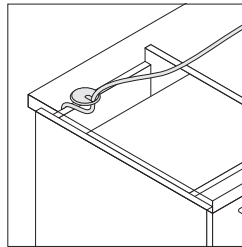
Tip: In certain pedestal credenza configurations, the center grommet could be unusable.



Flip up power unit provides two power outlets for power access at worksurface height. Power units sit flush with worksurface when not in use. It has a 6' power cord with a grounded plug.



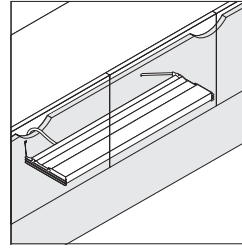
Scallop is optional on credenzas and consultation tables. Scallop option is for scallop in worksurface and modesty panel. Scallop allows task light wires to pass through when service module is used on credenza worksurface. Scallops may be used in conjunction with grommets.



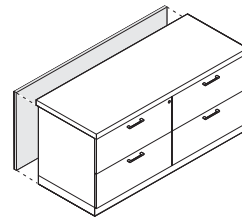
Cords and cables can be routed behind pedestals. There is a 3/4" clearance behind pedestals.

Back of pedestals allow for electrical access in the wall or panel. If a modesty panel is used, a hole can be cut in the field to accommodate cable or cord pass through.

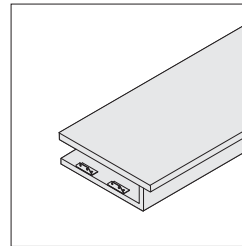
Scallop on tackboards is either centered (48"W or less) or left and right (60"W or larger) on the top edge. This allows a cord to be routed to the cavity behind.



Worksurface scallop will be covered by tack-board. Cords and cables should be routed before tackboard is installed.



Back panel may be deleted on credenzas, bridges, returns, and corner units to reduce cost and allow for access to wall receptacles. When back panel is deleted worksurface overhangs by 3/4". Pedestal backs will be open. Units without back panel are constructed with L-shaped end panels for stability.



Header has an open cavity for storing cords and cables and can accommodate field installed lighting. Order wall-mount tackboards to allow cords to run to the floor.

Application Topics

Counterweights

Counterweights are not needed when pedestals are installed in an L-shape, U-shape, or T-shape configuration.



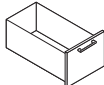
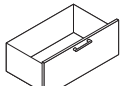
Counterweights are not needed when a service module or stacking book-case is installed on the worksurface above.

Counterweights are available as a service part package for use when furniture is reconfigured into applications which require their use.

Anytime a service module

is mounted on a worksurface with less than 30" of storage below or without attachment to other work-surfaces, units must be positioned back-to-back or placed up against a wall. If a bridge or return is attached to the worksurface with the storage, the unit can be freestanding.

Storage Capacities

Box Drawers, 15"W		Size	Inside Dimensions					
			D	W	H			
		23¼"D Pedestal	20"	12"	3½"			
		29¼"D Pedestal	25"	12"	3½"			
		36"D Pedestal	25"	12"	3½"			
File Drawers, 15"W		Size	Inside Dimensions			Letter-Size Storage	Legal-Size Storage	Letter- and Legal-Size Storage
			D	W	H			
		23¼"D Pedestal	19"	12"	9⅝"	Side-to-side or front-to-back	Side-to-side	N.A.
		29¼"D Pedestal	25"	12"	9⅝"	Side-to-side (two rows) or front-to-back	Side-to-side	Legal side-to-side and letter front-to-back
		36"D Pedestal	25"	12"	9⅝"	Side-to-side (two rows) or front-to-back	Side-to-side	Legal side-to-side and letter front-to-back
Lateral File Drawers		Size	Inside Dimensions			Letter-Size Storage	Legal-Size Storage	Letter- and Legal-Size Storage
			D	W	H			
		30"W Lateral File	15"	27½"	9⅝"	Side-to-side or front-to-back (two rows)	Front-to-back	Legal front-to-back and letter side-to-side
		36"W Lateral File	15"	33½"	9⅝"	Side-to-side or front-to-back (two rows)	Front-to-back	Legal front-to-back and letter letter front-to-back

Worksurface Edge Profile Locations

Worksurface Edge
Profile Locations

- Indicates coped worksurface edge (with the exception of square edge worksurfaces)
- Indicates edge profile



Desks



Returns



Desk Returns



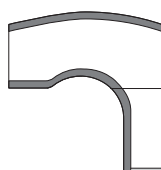
Bow Desks



Bridges



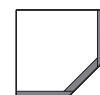
Curved Front Bridges



Cockpit Desks



Credenzas



Corner Units



Bullet Tables



Consultation Tables



Cockpit Bullets

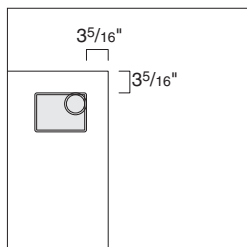


P-Top Tables

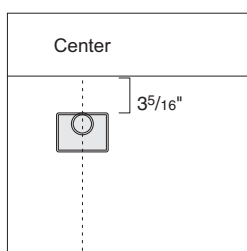


Bullet Run-Offs

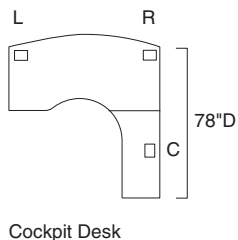
Grommet and Scallop Locations



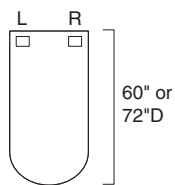
Corner grommets (both round and square) are always $3\frac{5}{16}$ " from the edge of the worksurface.



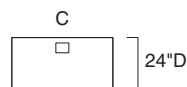
Center grommets (both round and square) are always $3\frac{5}{16}$ " from the visitor's side.



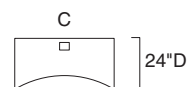
Cockpit Desk



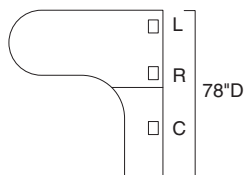
Bullet Table



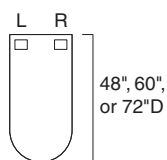
Return



Curved Front Bridge



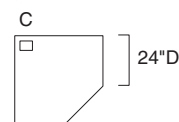
Cockpit Bullet



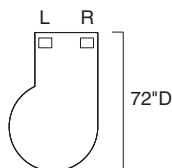
Bullet Run-Off



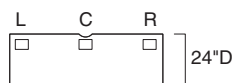
Bridge



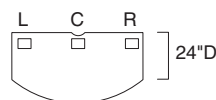
Corner Unit



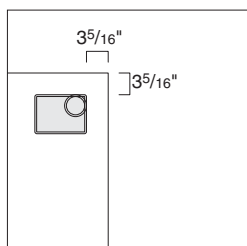
P-Shape Table



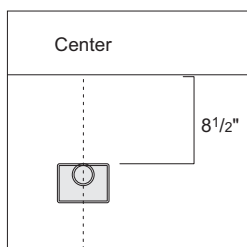
Credenza



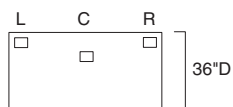
Consultation



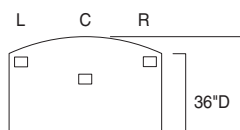
Corner grommets (both round and square) are always $3\frac{5}{16}$ " from the edge of the worksurface.



Center grommets (both round and square) are always $8\frac{1}{2}$ " from the visitor's side. These units have a recessed modesty panel.



Straight Desk



Bow-Front Desk



Desk Return

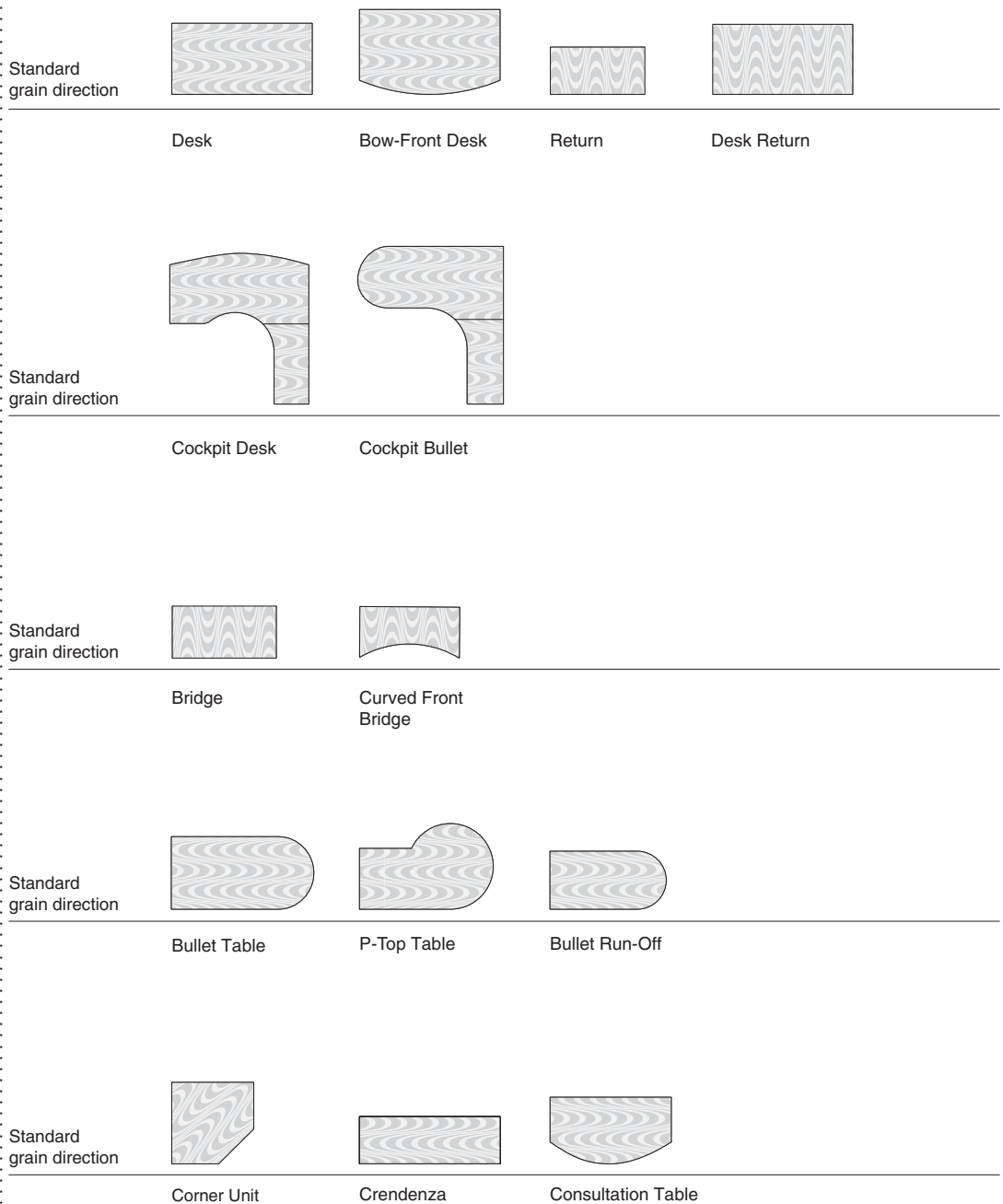
Worksurface Wood Grain Directions

Worksurface Wood
Grain Directions

Wood is a natural, unique, and always changing material. No two pieces are the same. The appearance of each surface will vary based on a piece's individual grain pattern, underlying color, and characteristics (like gum pockets and pin knots). While the finishing process is identical for all pieces, each finished piece celebrates wood's individual beauty. Because wood contains standing fibers, similar to suede, the orientation of the grain pattern to a light source will cause it to reflect light differently and look a slightly different color. Two surfaces with grain directions that are at different angles to each other will look different. This natural phenomenon is called flash or polarization. This can happen within a piece as alternating veneer leaves are placed side by side or from piece to piece. Polarization is often noticed on worksurfaces installed at a 90° angle with each other.

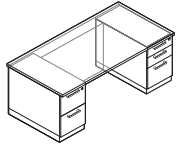
Make a sketch of the grain direction for adjacent worksurfaces to ensure they are suitable for your installation.

Please refer to the illustrations at right for an understanding of grain direction on your installation.



Garland

Desks



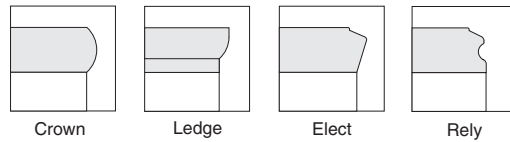
Tip: Single-pedestal desks are built as units, but they are reconfigurable. However, the units will be defaced and will require replacement parts to reconfigure the desk.

Tip: Center grommet is inset.

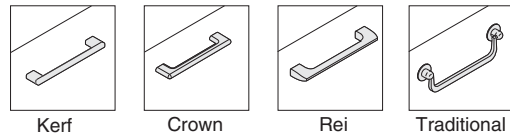
Standard Includes	Required to Specify
<p>► Need help? Product details, page 302</p> <ul style="list-style-type: none"> • Desk: wood • Full-height back panel and full-height pedestals • Locks: keyed random • One pencil tray per desk: black plastic • One fastened metal filing system per file drawer: black only • Leveling glides: black only 	<ol style="list-style-type: none"> 1 Style number 2 Wood color number for desk 3 Worksurface profile (see below under Required Selections) 4 Pull shape (see below under Required Selections) 5 Finish color number for pull 6 Finish color number for lock 7 Options, if selected (see below) <p>► See <i>Surface Materials</i>, page 570.</p>

Required Selections (No Additional Cost)

Worksurface Edge Profiles



Pull Shape



	Options	U.S. Price	Required to Specify
Surface Materials	<p>Wood</p> <ul style="list-style-type: none"> • Premium wood 2 • Premium wood 3 • Customiz stain on wood • Full-fill finish on wood 	<p>Prices at right</p> <p>Prices at right</p> <p>No cost</p> <p>Prices at right</p>	<p>Specify Premium wood 2 finish number.</p> <p>Specify Premium wood 3 finish number.</p> <p>Specify <i>with Customiz stain</i>.</p> <p>► See <i>Surface Materials Reference Manual</i>.</p> <p>Specify full-fill finish number.</p>
Arched Modesty Panel	<ul style="list-style-type: none"> • Arched modesty panel 	No cost	Specify <i>with arched modesty panel</i> .
Cable Management	<ul style="list-style-type: none"> • Round grommets • Flip up power units 	<p>+\$ 74 each</p> <p>+\$326 each</p>	<p>Left: Specify <i>with EGRL</i> and color number.</p> <p>Center: Specify <i>with EGRHC</i> and color number.</p> <p>Right: Specify <i>with EGRR</i> and color number.</p> <p>Left: Specify <i>with VPFL</i> and color number.</p> <p>Center: Specify <i>with VPFHC</i> and color number.</p> <p>Right: Specify <i>with VPFR</i> and color number.</p>
Lock and Keying	<p>Lock</p> <ul style="list-style-type: none"> • Ember chrome • Polished chrome <p>Keying</p> <ul style="list-style-type: none"> • Factory- and field-installed keying 	<p>No cost</p> <p>No cost</p>	<p>Specify <i>with 9250 Ember Chrome lock</i>.</p> <p>Specify <i>with 9201 Polished Chrome lock</i>.</p> <p>► Page 588</p>
Related Products	<ul style="list-style-type: none"> • Accessories 		► Page 346



For Canadian Pricing
Multiply U.S. Price by the Canadian price factor.
► See page 1 for details.

Specification Information

Dimensions D W H	Knee- space Width	Style Number	U.S. Base Price	Options (Add \$ to Base Price)		
				Premium Wood	Full-Fill Finish	
				Wood 2	Wood 3	

Double-Pedestal Desks

30"	60"	28 ⁵ / ₈ "	30"	GLDD3060	\$4061	+\$332	+\$1163	+\$69
30"	66"	28 ⁵ / ₈ "	36"	GLDD3066	\$4136	+\$332	+\$1163	+\$69
36"	72"	28 ⁵ / ₈ "	42"	GLDD3672	\$4312	+\$390	+\$1364	+\$96

Double-Pedestal Bow Desks

36"/42"	72"	28 ⁵ / ₈ "	42"	GLDB364272	\$4453	+\$390	+\$1364	+\$96
---------	-----	----------------------------------	-----	-------------------	--------	--------	---------	-------

Single-Pedestal Desks

Left-Hand Single-Pedestal Desks

30"	60"	28 ⁵ / ₈ "	43 ⁷ / ₈ "	GLDS3060L	\$3081	+\$310	+\$1084	+\$69
30"	66"	28 ⁵ / ₈ "	49 ⁷ / ₈ "	GLDS3066L	\$3158	+\$310	+\$1084	+\$69
30"	72"	28 ⁵ / ₈ "	55 ⁷ / ₈ "	GLDS3072L	\$3232	+\$340	+\$1193	+\$69
36"	72"	28 ⁵ / ₈ "	55 ⁷ / ₈ "	GLDS3672L	\$3333	+\$368	+\$1287	+\$96

Right-Hand Single-Pedestal Desks

30"	60"	28 ⁵ / ₈ "	43 ⁷ / ₈ "	GLDS3060R	\$3081	+\$310	+\$1084	+\$69
30"	66"	28 ⁵ / ₈ "	49 ⁷ / ₈ "	GLDS3066R	\$3158	+\$310	+\$1084	+\$69
30"	72"	28 ⁵ / ₈ "	55 ⁷ / ₈ "	GLDS3072R	\$3232	+\$340	+\$1193	+\$69
36"	72"	28 ⁵ / ₈ "	55 ⁷ / ₈ "	GLDS3672R	\$3333	+\$368	+\$1287	+\$96

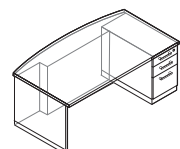
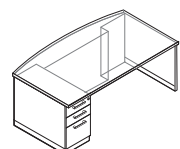
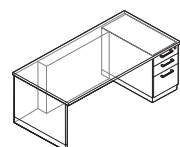
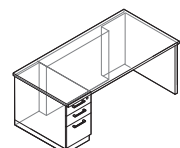
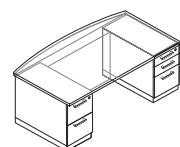
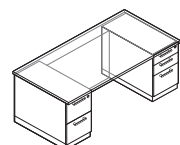
Single-Pedestal Bow Desks

Left-Hand Single-Pedestal Bow Desk

36"/42"	72"	28 ⁵ / ₈ "	55 ⁷ / ₈ "	GLDW364272L	\$3474	+\$368	+\$1287	+\$96
---------	-----	----------------------------------	----------------------------------	--------------------	--------	--------	---------	-------

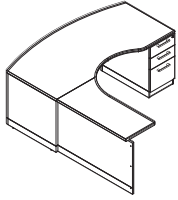
Right-Hand Single-Pedestal Bow Desk

36"	72"	28 ⁵ / ₈ "	55 ⁷ / ₈ "	GLDW364272R	\$3474	+\$368	+\$1287	+\$96
-----	-----	----------------------------------	----------------------------------	--------------------	--------	--------	---------	-------



 **For Canadian Pricing**
Multiply U.S. Price by the
Canadian price factor.
► See page 1 for details.

Cockpit Configuration Bow Desks



► Need help?
Product details,
page 305

Standard Includes

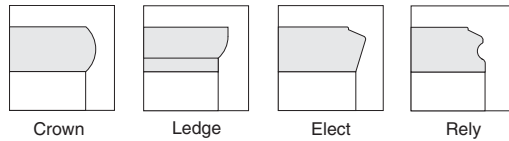
- Desk and bridge: wood
- Full-height back panel and full-height pedestals
- Locks: keyed random
- One pencil tray per desk: black plastic
- One fastened metal filing system per file drawer: black only
- Leveling glides: black only

Required to Specify

- 1 Style number
 - 2 Wood color number for desk and bridge
 - 3 Worksurface profile (see below under Required Selections)
 - 4 Pull shape (see below under Required Selections)
 - 5 Finish color number for pull
 - 6 Finish color number for lock
 - 7 Options, if selected (see below)
- See *Surface Materials*, page 570.

Required Selections (No Additional Cost)

Worksurface Edge Profiles



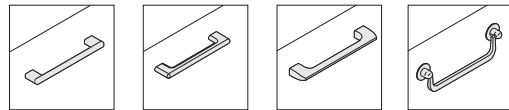
Crown

Ledge

Elect

Rely

Pull Shape



Kerf

Crown

Rei

Traditional

	Options	U.S. Price	Required to Specify
Surface Materials	Wood		
	<ul style="list-style-type: none"> • Premium wood 2 • Premium wood 3 • Customiz stain on wood 	Prices at right Prices at right No cost	Specify Premium wood 2 finish number. Specify Premium wood 3 finish number. Specify <i>with Customiz stain</i> . ► See <i>Surface Materials Reference Manual</i> . Specify full-fill finish number.
	<ul style="list-style-type: none"> • Full-fill finish on wood 	Prices at right	
Arched Modesty Panel	<ul style="list-style-type: none"> • Arched modesty panel 	No cost	Specify <i>with arched modesty panel</i> .
Cable Management	<ul style="list-style-type: none"> • Round grommets: desk 	+\$ 74 each	Left: Specify <i>with EGRL</i> and color number. Right: Specify <i>with EGRR</i> and color number.
	<ul style="list-style-type: none"> • Round grommet: bridge 	+\$ 74 each	Center: Specify <i>with EGRC</i> and color number.
	<ul style="list-style-type: none"> • Flip up power units: desk 	+\$326 each	Left: Specify <i>with VPFL</i> and color number. Right: Specify <i>with VPFR</i> and color number.
	<ul style="list-style-type: none"> • Flip up power unit: bridge 	+\$326 each	Center: Specify <i>with VPFC</i> and color number.
Lock and Keying	Lock		
	<ul style="list-style-type: none"> • Ember chrome • Polished chrome 	No cost No cost	Specify <i>with 9250 Ember Chrome lock</i> . Specify <i>with 9201 Polished Chrome lock</i> .
	Keying		
	<ul style="list-style-type: none"> • Factory- and field-installed keying 		► Page 588
Related Products	<ul style="list-style-type: none"> • Accessories 		► Page 346



For Canadian Pricing
Multiply U.S. Price by the
Canadian price factor.
► See page 1 for details.

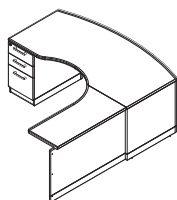
Specification Information

• Dimensions			• Knee-space Width	• Style Number	• U.S. Base Price	• Options (Add \$ to Base Price)		
D	W	H				Premium Wood	Full-Fill Finish	
						Wood 2	Wood 3	

Cockpit Configuration Bow Desks

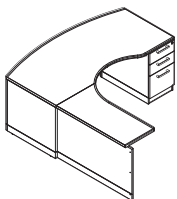
Left-Hand

78"	72"	28 ⁵ / ₈ "	55 ⁷ / ₈ "	GLDX10272L	\$5300	+\$510	+\$1787	+\$144
-----	-----	----------------------------------	----------------------------------	-------------------	--------	--------	---------	--------



Right-Hand

78"	72"	28 ⁵ / ₈ "	55 ⁷ / ₈ "	GLDX10272R	\$5300	+\$510	+\$1787	+\$144
-----	-----	----------------------------------	----------------------------------	-------------------	--------	--------	---------	--------



For Canadian Pricing

Multiply U.S. Price by the
Canadian price factor.

► See page 1 for details.

Cockpit Configuration Bullets

Tip: Ships knocked down.

► Need help?
Product details,
page 305

Standard Includes

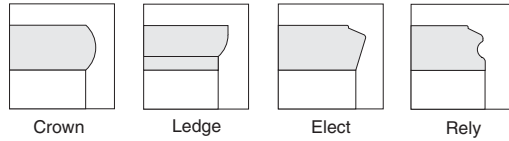
- Bullet and bridge: wood
- Column: painted or plated metal
- Leveling glides: black only

Required to Specify

- 1 Style number
 - 2 Wood color number for bullet and bridge
 - 3 Worksurface profile (see below under Required Selections)
 - 4 Color number for column support
 - 5 Options, if selected (see below)
- See *Surface Materials*, page 570.

Required Selections (No Additional Cost)

Worksurface Edge Profiles



	Options	U.S. Price	Required to Specify
Surface Materials	Wood <ul style="list-style-type: none"> • Premium wood 2 • Premium wood 3 • Customiz stain on wood • Full-fill finish on wood 	Prices below Prices below No cost Prices below	Specify Premium wood 2 finish number. Specify Premium wood 3 finish number. Specify <i>with Customiz stain</i> . ► See <i>Surface Materials Reference Manual</i> . Specify full-fill finish number.
Cable Management	<ul style="list-style-type: none"> • Round grommets: desk • Round grommet: bridge • Flip up power units: desk • Flip up power unit: bridge 	+\$ 74 each +\$ 74 each +\$326 each +\$326 each	Left: Specify <i>with EGRL</i> and color number. Right: Specify <i>with EGRR</i> and color number. Center: Specify <i>with EGRC</i> and color number. Left: Specify <i>with VPFL</i> and color number. Right: Specify <i>with VPFR</i> and color number. Center: Specify <i>with VPFC</i> and color number.
Support	<ul style="list-style-type: none"> • Disk column 	+\$284	Specify <i>with disk column</i> and color number.
Related Products	<ul style="list-style-type: none"> • Accessories 		► Page 346

Specification Information

• Dimensions D W H	• Style Number	• U.S. Base Price	• Options (Add \$ to Base Price)
			Premium Wood : Full-Fill : Finish : Wood 2 : Wood 3

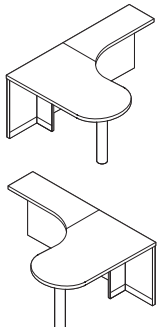
Cockpit Configuration Bullets

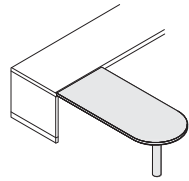
Left-Hand

78"	66"	28 ⁵ / ₈ "	GLDY10266L	\$4022	+\$308	+\$1077	+\$144
78"	72"	28 ⁵ / ₈ "	GLDY10272L	\$4194	+\$308	+\$1077	+\$144

Right-Hand

78"	66"	28 ⁵ / ₈ "	GLDY10266R	\$4022	+\$308	+\$1077	+\$144
78"	72"	28 ⁵ / ₈ "	GLDY10272R	\$4194	+\$308	+\$1077	+\$144





Tip: Ships knocked down.

Tip: For standard grain direction,
► See Worksurface Wood Grain Directions, page 309.

Standard Includes

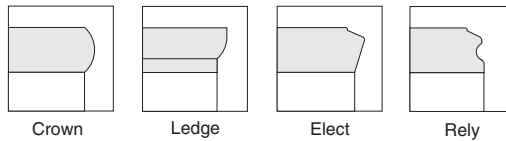
- Need help? Product details, page 302
- Worksurface: wood
- Column support: painted or plated metal
- Attachment hardware

Required to Specify

- 1 Style number
 - 2 Wood color number for bullet run-off
 - 3 Worksurface profile (see below under Required Selections)
 - 4 Color number for column support
 - 5 Options, if selected (see below)
- See *Surface Materials*, page 570.

Required Selections (No Additional Cost)

Worksurface Edge Profiles



	Options	U.S. Price	Required to Specify
Surface Materials	Wood <ul style="list-style-type: none"> • Premium wood 2 • Premium wood 3 • Customiz stain on wood 	Prices below Prices below No cost	Specify Premium wood 2 finish number. Specify Premium wood 3 finish number. Specify with <i>Customiz stain</i> . ► See <i>Surface Materials Reference Manual</i> . Specify full-fill finish number.
Cable Management	<ul style="list-style-type: none"> • Round grommets • Flip up power units 	+\$ 74 each +\$326 each	Left: Specify with <i>EGRL</i> and color number. Right: Specify with <i>EGRR</i> and color number. Left: Specify with <i>VPFL</i> and color number. Right: Specify with <i>VPFR</i> and color number.
Support	<ul style="list-style-type: none"> • Disk column 	+\$284	Specify with <i>disk column</i> and color number.
Related Products	<ul style="list-style-type: none"> • Accessories 		► Page 346

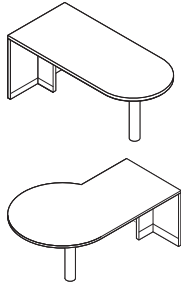
Specification Information

Dimensions D W H	Style Number	U.S. Base Price	Options (Add \$ to Base Price)	
			Premium Wood	Full-Fill Finish
			Wood 2	Wood 3
30" 48" 28 ⁵ / ₈ "	GLRB3048	\$1441	+\$96	+\$335 +\$96
30" 60" 28 ⁵ / ₈ "	GLRB3060	\$1635	+\$96	+\$335 +\$96
36" 72" 28 ⁵ / ₈ "	GLRB3672	\$1854	+\$96	+\$335 +\$96



For Canadian Pricing
Multiply U.S. Price by the
Canadian price factor.
► See page 1 for details.

Bullet and P-Shape Tables



Tip: Bullet and P-shape tables must be attached to a bridge or return for stability.

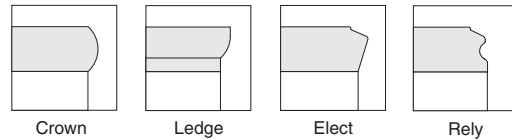
Tip: Ships knocked down.

Tip: For standard grain direction,
► See Worksurface Wood Grain Directions, page 309.

Standard Includes	Required to Specify
► Need help? Product details, page 304	1 Style number 2 Wood color number for worksurface and end panel 3 Worksurface profile (see below under Required Selections) 4 Color number for column support 5 Options, if selected (see below) ► See <i>Surface Materials</i> , page 570.

Required Selections (No Additional Cost)

Worksurface Edge Profiles



	Options	U.S. Price	Required to Specify
Surface Materials	Wood <ul style="list-style-type: none"> Premium wood 2 Premium wood 3 Customiz stain on wood 	Prices at right Prices at right No cost	Specify Premium wood 2 finish number. Specify Premium wood 3 finish number. Specify <i>with Customiz stain</i> . ► See <i>Surface Materials Reference Manual</i> . Specify full-fill finish number.
	<ul style="list-style-type: none"> Full-fill finish on wood 	Prices at right	
Cable Management	<ul style="list-style-type: none"> Round grommets 	+\$ 74 each	Left: Specify <i>with EGRL</i> and color number. Right: Specify <i>with EGRR</i> and color number.
	<ul style="list-style-type: none"> Flip up power units 	+\$326 each	Left: Specify <i>with VPFL</i> and color number. Right: Specify <i>with VPFR</i> and color number.
Support	<ul style="list-style-type: none"> Disk column 	+\$284	Specify <i>with disk column</i> and color number.
Related Products	<ul style="list-style-type: none"> Accessories 		► Page 346



For Canadian Pricing
Multiply U.S. Price by the Canadian price factor.
► See page 1 for details.

Specification Information

• Dimensions	• Style	• U.S.	• Options
D W H	Number	Base Price	(Add \$ to Base Price)
			Premium Wood : Full-Fill
			: Finish
			Wood 2 : Wood 3

Bullet Tables

30"	60"	28 ⁵ / ₈ "	GLTB3060	\$2293	+\$165	+\$578	+\$96
36"	72"	28 ⁵ / ₈ "	GLTB3672	\$2550	+\$165	+\$578	+\$96

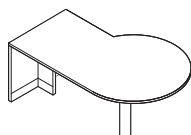
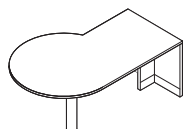
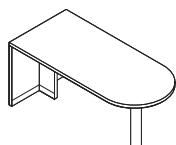
P-Shape Tables

Left-Hand

30"	72"	28 ⁵ / ₈ "	GLTP307242L	\$3214	+\$165	+\$578	+\$96
-----	-----	----------------------------------	--------------------	--------	--------	--------	-------

Right-Hand

30"	72"	28 ⁵ / ₈ "	GLTP307242R	\$3214	+\$165	+\$578	+\$96
-----	-----	----------------------------------	--------------------	--------	--------	--------	-------

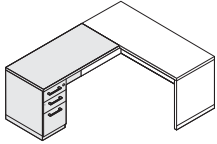


For Canadian Pricing

Multiply U.S. Price by the Canadian price factor.

► See page 1 for details.

Desk Returns



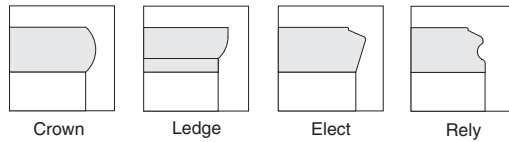
Tip: Desk return cannot be used freestanding.

*Tip: For standard grain direction,
► See Worksurface Wood Grain Directions, page 309.*

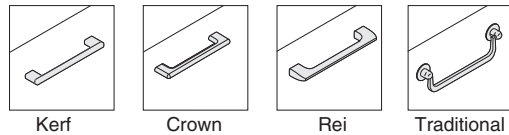
Standard Includes	Required to Specify
<ul style="list-style-type: none"> ► Need help? Product details, page 304 • Desk return: wood • Full-height pedestals • Recessed full-height finished back panel • Locks: keyed random • One pencil tray per desk: black plastic • One fastened metal filing system per file drawer: black only • Attachment hardware • Leveling glides: black only 	<ol style="list-style-type: none"> 1 Style number 2 Wood color number for desk return 3 Worksurface profile (see below under Required Selections) 4 Pull shape (see below under Required Selections) 5 Finish color number for pull 6 Finish color number for lock 7 Options, if selected (see below) <p>► See <i>Surface Materials</i>, page 570.</p>

Required Selections (No Additional Cost)

Worksurface Edge Profiles



Pull Shape



	Options	U.S. Price	Required to Specify
Surface Materials	Wood <ul style="list-style-type: none"> • Premium wood 2 • Premium wood 3 • Customiz stain on wood • Full-fill finish on wood 	Prices at right Prices at right No cost Prices at right	Specify Premium wood 2 finish number. Specify Premium wood 3 finish number. Specify <i>with Customiz stain</i> . ► See <i>Surface Materials Reference Manual</i> . Specify full-fill finish number.
Cable Management	<ul style="list-style-type: none"> • Round grommets • Flip up power units 	+\$ 74 each +\$326 each	Center: Specify <i>with EGRHC</i> and color number. Center: Specify <i>with VPFHC</i> and color number.
Lock and Keying	Lock <ul style="list-style-type: none"> • Ember chrome • Polished chrome Keying <ul style="list-style-type: none"> • Factory- and field-installed keying 	No cost No cost	Specify <i>with 9250 Ember Chrome lock</i> . Specify <i>with 9201 Polished Chrome lock</i> . ► Page 588
Related Products	<ul style="list-style-type: none"> • Accessories 		► Page 346

Tip: Center grommet is inset.



For Canadian Pricing
 Multiply U.S. Price by the
 Canadian price factor.
 ► See page 1 for details.

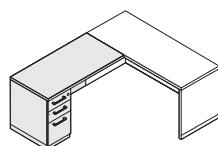
Specification Information

Dimensions			Knee-space Width	Style Number	U.S. Base Price	Options (Add \$ to Base Price)		
D	W	H				Premium Wood	Full-Fill Finish	
						Wood 2	Wood 3	

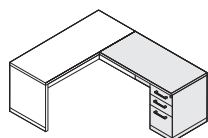
Desk Returns

Left-Hand

30"	60"	28 ⁵ / ₈ "	45"	GLRD3060L	\$2981	+\$285	+\$ 999	+\$69
30"	72"	28 ⁵ / ₈ "	57"	GLRD3072L	\$3183	+\$342	+\$1201	+\$96



Left: two box and one file drawer



Right: two box and one file drawer

Right-Hand

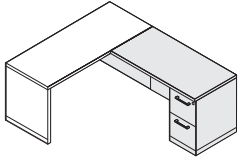
30"	60"	28 ⁵ / ₈ "	45"	GLRD3060R	\$2981	+\$285	+\$ 999	+\$69
30"	72"	28 ⁵ / ₈ "	57"	GLRD3072R	\$3183	+\$342	+\$1201	+\$96

**For Canadian Pricing**

Multiply U.S. Price by the Canadian price factor.

► See page 1 for details.

Returns



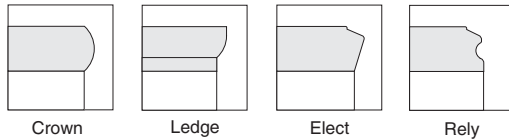
Tip: Return cannot be used freestanding.

Tip: For standard grain direction,
 ▶ See Worksurface Wood Grain Directions, page 309.

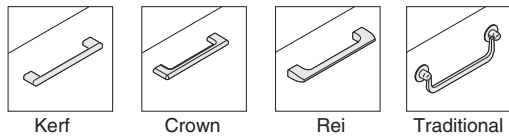
Standard Includes	Required to Specify
▶ Need help? Product details, page 304	1 Style number 2 Wood color number for return 3 Worksurface profile (see below under Required Selections) 4 Pull shape (see below under Required Selections) 5 Finish color number for pull 6 Finish color number for lock 7 Options, if selected (see below) ▶ See <i>Surface Materials</i> , page 570.

Required Selections (No Additional Cost)

Worksurface Edge Profiles



Pull Shape



	Options	U.S. Price	Required to Specify
Surface Materials	Wood <ul style="list-style-type: none"> Premium wood 2 Premium wood 3 Customiz stain on wood 	Prices at right Prices at right No cost	Specify Premium wood 2 finish number. Specify Premium wood 3 finish number. Specify <i>with Customiz stain</i> . ▶ See <i>Surface Materials Reference Manual</i> . Specify full-fill finish number.
	<ul style="list-style-type: none"> Full-fill finish on wood 	Prices at right	
Back Panel	<ul style="list-style-type: none"> Delete finished back panel 	Prices at right	Specify <i>with no back panel</i> .
Cable Management	<ul style="list-style-type: none"> Round grommets 	+\$ 74 each	Center: Specify <i>with EGRC</i> and color number.
	<ul style="list-style-type: none"> Flip up power units 	+\$326 each	Center: Specify <i>with VPFC</i> and color number.
Lock and Keying	Lock <ul style="list-style-type: none"> Ember chrome Polished chrome 	No cost No cost	Specify <i>with 9250 Ember Chrome lock</i> . Specify <i>with 9201 Polished Chrome lock</i> .
	Keying <ul style="list-style-type: none"> Factory- and field-installed keying 		▶ Page 588
Related Products	<ul style="list-style-type: none"> Accessories 		▶ Page 346



For Canadian Pricing
 Multiply U.S. Price by the
 Canadian price factor.
 ▶ See page 1 for details.

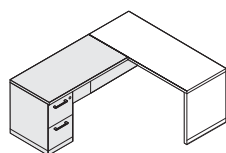
Specification Information

Dimensions			Knee-space Width	Style Number	U.S. Base Price	Options (Add \$ to Base Price)			
D	W	H				Premium Wood	Full-Fill Finish	No Back Panel	
						Wood 2	Wood 3		

Returns

Left-Hand

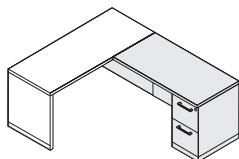
24"	42"	28 ⁵ / ₈ "	27"	GLRT2442L	\$2309	+\$212	+\$ 742	+\$47	-\$265
24"	48"	28 ⁵ / ₈ "	33"	GLRT2448L	\$2385	+\$212	+\$ 742	+\$47	-\$284
24"	72"	28 ⁵ / ₈ "	57"	GLRT2472L	\$2692	+\$293	+\$1030	+\$69	-\$367



Left: two file drawers

Right-Hand

24"	42"	28 ⁵ / ₈ "	27"	GLRT2442R	\$2309	+\$212	+\$ 742	+\$47	-\$265
24"	48"	28 ⁵ / ₈ "	33"	GLRT2448R	\$2385	+\$212	+\$ 742	+\$47	-\$284
24"	72"	28 ⁵ / ₈ "	57"	GLRT2472R	\$2692	+\$293	+\$1030	+\$69	-\$367



Right: two file drawers

**For Canadian Pricing**

Multiply U.S. Price by the Canadian price factor.

► See page 1 for details.

Bridges

Tip: Ships knocked down.

Tip: Modesty panel is 6" longer than the worksurface width.

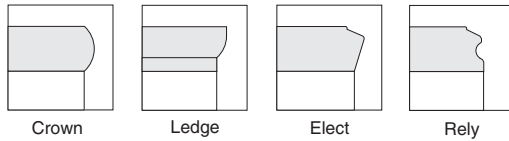
Tip: For standard grain direction,
► See Worksurface Wood Grain Directions, page 309.

Tip: Specify bridge with no back panel when connecting to a corner unit.

Standard Includes	Required to Specify
<ul style="list-style-type: none"> ► Need help? Product details, page 304 • Bridge: wood • Full-height finished back panel • Attachment hardware 	<ol style="list-style-type: none"> 1 Style number 2 Wood color number for bridge 3 Worksurface profile (see below under Required Selections) 4 Options, if selected (see below) <p>► See Surface Materials, page 570.</p>

Required Selections (No Additional Cost)

Worksurface Edge Profiles



Options	U.S. Price	Required to Specify
Surface Materials <ul style="list-style-type: none"> • Wood <ul style="list-style-type: none"> • Premium wood 2 • Premium wood 3 • Customiz stain on wood • Full-fill finish on wood 	<ul style="list-style-type: none"> Prices below Prices below No cost Prices below 	<ul style="list-style-type: none"> Specify Premium wood 2 finish number. Specify Premium wood 3 finish number. Specify with Customiz stain. ► See Surface Materials Reference Manual. Specify full-fill finish number.
Back Panel <ul style="list-style-type: none"> • Delete finished back panel 	<ul style="list-style-type: none"> Prices below 	<ul style="list-style-type: none"> Specify with no back panel.
Cable Management <ul style="list-style-type: none"> • Round grommets • Flip up power units 	<ul style="list-style-type: none"> +\$ 74 each +\$326 each 	<ul style="list-style-type: none"> Center: Specify with EGRC and color number. Center: Specify with VPFC and color number.
Related Products <ul style="list-style-type: none"> • Accessories 		<ul style="list-style-type: none"> ► Page 346

Specification Information

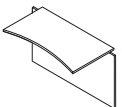
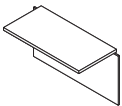
Dimensions D W H	Style Number	U.S. Base Price	Options (Add \$ to Base Price)	Premium Wood	Full-Fill Finish	No Back Panel
				Wood 2	Wood 3	

Bridges

24"	42"	28 ⁵ / ₈ "	GLGG2442	\$1100	+\$116	+\$407	+\$47	-\$248
24"	48"	28 ⁵ / ₈ "	GLGG2448	\$1176	+\$142	+\$499	+\$47	-\$279

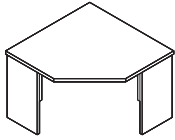
Curved Front Bridges

24"	42"	28 ⁵ / ₈ "	GLGC2442	\$1238	+\$116	+\$407	+\$47	-\$248
24"	48"	28 ⁵ / ₈ "	GLGC2448	\$1315	+\$142	+\$499	+\$47	-\$279



For Canadian Pricing
Multiply U.S. Price by the
Canadian price factor.
► See page 1 for details.

Corner Unit



Tip: Must be attached to a bridge or return for stability. Cannot be used freestanding.

Standard Includes

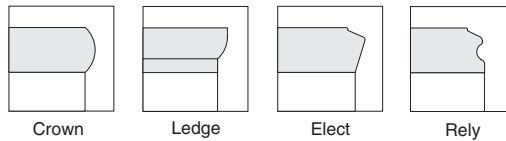
- ▶ Need help? Product details, page 304
- Corner unit: wood
- Full-height finished back panels
- Leveling glides: black only

Required to Specify

- 1 Style number
 - 2 Wood color number for corner unit
 - 3 Worksurface profile (see below under Required Selections)
 - 4 Options, if selected (see below)
- ▶ See *Surface Materials*, page 570.

Required Selections (No Additional Cost)

Worksurface Edge Profiles



	Options	U.S. Price	Required to Specify
Surface Materials	Wood <ul style="list-style-type: none"> • Premium wood 2 • Premium wood 3 • Customiz stain on wood • Full-fill finish on wood 	Prices below Prices below No cost Prices below	Specify Premium wood 2 finish number. Specify Premium wood 3 finish number. Specify <i>with Customiz stain</i> . ▶ See <i>Surface Materials Reference Manual</i> . Specify full-fill finish number.
Back Panel	<ul style="list-style-type: none"> • Delete finished back panel 	Prices below	Specify <i>with no back panel</i> .
Cable Management	<ul style="list-style-type: none"> • Round grommets • Flip up power units 	+\$ 74 each +\$326 each	Center: Specify <i>with EGRC</i> and color number. Center: Specify <i>with VPFC</i> and color number.
Related Products	<ul style="list-style-type: none"> • Accessories 		▶ Page 346

Specification Information

• Dimensions			• Knee-space Width	• Style Number	• U.S. Base Price	• Options (Add \$ to Base Price)			
D	W	H				Premium Wood		Full-Fill Finish	No Back Panel
						Wood 2	Wood 3		
24"	42"	28 ⁵ / ₈ "	25"	GLUC4242242	\$2328	+\$93	+\$328	+\$47	-\$497
.

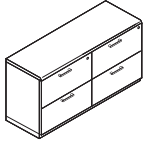


For Canadian Pricing

Multiply U.S. Price by the Canadian price factor.

▶ See page 1 for details.

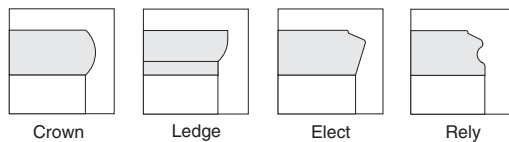
Full Storage Credenzas



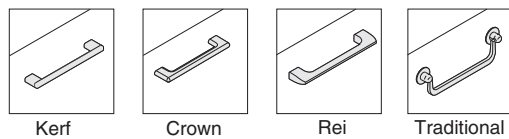
	Standard Includes	Required to Specify
► Need help? Product details, page 302	<ul style="list-style-type: none"> Credenza: wood Full-height pedestals Full-height finished back panel Locks: keyed random One pencil tray per box/box/file pedestal: black plastic One fastened metal filing system per file drawer: black only Leveling glides: black only Counterweight package shipped separately, if selected 	<ol style="list-style-type: none"> Style number Wood color number for credenza Worksurface profile (see below under Required Selections) Pull shape (see below under Required Selections) Finish color number for pull Finish color number for lock Options, if selected (see below) <p>► See <i>Surface Materials</i>, page 570.</p>

Required Selections (No Additional Cost)

Worksurface Edge Profiles



Pull Shape



	Options	U.S. Price	Required to Specify
Surface Materials	Wood <ul style="list-style-type: none"> Premium wood 2 Premium wood 3 Customiz stain on wood Full-fill finish on wood 	Prices at right Prices at right No cost Prices at right	Specify Premium wood 2 finish number. Specify Premium wood 3 finish number. Specify <i>with Customiz stain</i> . ► See <i>Surface Materials Reference Manual</i> . Specify full-fill finish number.
Back Panel	<ul style="list-style-type: none"> Delete finished back panel 	Prices at right	Specify <i>with no back panel</i> .
Cable Management	<ul style="list-style-type: none"> Round grommets Flip up power units Scallop 	+\$ 74 each +\$326 each +\$ 39 each	Left: Specify <i>with EGRL</i> and color number. Center: Specify <i>with EGRC</i> and color number. Right: Specify <i>with EGRR</i> and color number. Left: Specify <i>with VPFL</i> and color number. Center: Specify <i>with VPFC</i> and color number. Right: Specify <i>with VPFR</i> and color number. Specify <i>with scallop</i> .
Counterweight Package	<ul style="list-style-type: none"> Add counterweight package Omit counterweight package 	No cost –\$ 65	Specify <i>with counterweight package</i> . Specify <i>with no counterweight package</i> .
Lock and Keying	Lock <ul style="list-style-type: none"> Ember chrome Polished chrome Keying <ul style="list-style-type: none"> Factory- and field-installed keying 	No cost No cost	Specify <i>with 9250 Ember Chrome lock</i> . Specify <i>with 9201 Polished Chrome lock</i> . ► Page 588
Related Products	<ul style="list-style-type: none"> Accessories 		► Page 346

Tip: Do not specify center grommets in full storage credenzas. End panels from the storage underneath will inhibit cable passthrough.

Tip: See *Application Topics* for counterweight rules.



For Canadian Pricing
Multiply U.S. Price by the Canadian price factor.
► See page 1 for details.

Specification Information

Dimensions D W H	Style Number	U.S. Base Price	Options (Add \$ to Base Price)		
			Premium Wood	Full-Fill Finish	No Back Panel
			Wood 2	Wood 3	

Credenzas

Lateral File/Lateral File

24"	60"	28 ⁵ / ₈ "	GLCZ2460A	\$4547	+\$299	+\$1047	+\$69	-\$328
24"	72"	28 ⁵ / ₈ "	GLCZ2472A	\$5419	+\$368	+\$1287	+\$69	-\$367

Hinged Doors/Hinged Doors

24"	60"	28 ⁵ / ₈ "	GLCZ2460B	\$4650	+\$368	+\$1287	+\$69	-\$328
24"	72"	28 ⁵ / ₈ "	GLCZ2472B	\$5348	+\$398	+\$1396	+\$69	-\$367

Open/Open

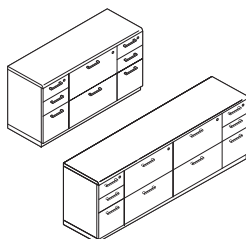
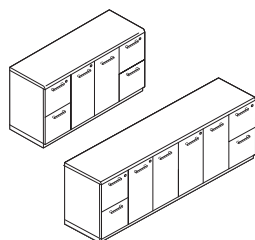
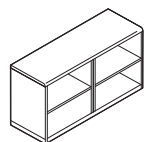
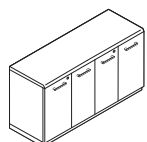
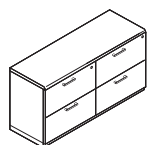
24"	60"	28 ⁵ / ₈ "	GLCZ2460C	\$3848	+\$332	+\$1163	+\$69	-\$328
24"	72"	28 ⁵ / ₈ "	GLCZ2472C	\$4157	+\$364	+\$1272	+\$69	-\$367

Pedestal/Hinged Doors/Pedestal

24"	60"	28 ⁵ / ₈ "	GLCZ2460D	\$5373	+\$419	+\$1467	+\$69	-\$328
24"	66"	28 ⁵ / ₈ "	GLCZ2466D	\$5718	+\$419	+\$1467	+\$69	-\$345
24"	72"	28 ⁵ / ₈ "	GLCZ2472D	\$5800	+\$419	+\$1467	+\$69	-\$367
24"	90"	28 ⁵ / ₈ "	GLCZ2490D	\$7798	+\$606	+\$2123	+\$69	-\$486

Pedestal/Lateral File/Pedestal

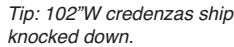
24"	60"	28 ⁵ / ₈ "	GLCZ2460E	\$5324	+\$419	+\$1467	+\$69	-\$328
24"	66"	28 ⁵ / ₈ "	GLCZ2466E	\$5753	+\$419	+\$1467	+\$69	-\$345
24"	90"	28 ⁵ / ₈ "	GLCZ2490E	\$7695	+\$606	+\$2123	+\$69	-\$486



For Canadian Pricing

Multiply U.S. Price by the
Canadian price factor.

► See page 1 for details.



- 1 Style number
- 2 Wood color number for credenza
- 3 Worksurface profile (see below under Required Selections)
- 4 Pull shape (see below under Required Selections)
- 5 Finish color number for pull
- 6 Finish color number for lock
- 7 Options, if selected (see below)

► See *Surface Materials*, page 570.

Steelcase
August 2017

Specification Information

Dimensions D W H	Knee- space Width	Style Number	U.S. Base Price	Options (Add \$ to Base Price)	Premium Wood	Full-Fill Finish	No Back Panel
					Wood 2	Wood 3	

Kneespace Credenzas

Pedestal/Kneewell/Lateral File

24"	90"	28 ⁵ / ₈ "	45"	GLCZ2490J	\$5316	+\$454	+\$1592	+\$69	-\$485
24"	96"	28 ⁵ / ₈ "	51"	GLCZ2496J	\$5515	+\$481	+\$1684	+\$96	-\$517
24"	102"	28 ⁵ / ₈ "	51"	GLCZ24102J	\$5746	+\$481	+\$1684	+\$96	-\$547

Lateral File/Kneewell/Pedestal

24"	90"	28 ⁵ / ₈ "	45"	GLCZ2490K	\$5316	+\$454	+\$1592	+\$69	-\$485
24"	96"	28 ⁵ / ₈ "	51"	GLCZ2496K	\$5515	+\$481	+\$1684	+\$96	-\$517
24"	102"	28 ⁵ / ₈ "	51"	GLCZ24102K	\$5746	+\$481	+\$1684	+\$96	-\$547

Kneewell/Pedestal

24"	60"	28 ⁵ / ₈ "	43 ⁷ / ₈ "	GLCZ2460L	\$2738	+\$310	+\$1084	+\$69	-\$328
24"	66"	28 ⁵ / ₈ "	49 ⁷ / ₈ "	GLCZ2466L	\$2810	+\$310	+\$1084	+\$69	-\$345
24"	72"	28 ⁵ / ₈ "	55 ⁷ / ₈ "	GLCZ2472L	\$2889	+\$340	+\$1193	+\$69	-\$367

Pedestal/Kneewell

24"	60"	28 ⁵ / ₈ "	43 ⁷ / ₈ "	GLCZ2460M	\$2738	+\$310	+\$1084	+\$69	-\$328
24"	66"	28 ⁵ / ₈ "	49 ⁷ / ₈ "	GLCZ2466M	\$2810	+\$310	+\$1084	+\$69	-\$345
24"	72"	28 ⁵ / ₈ "	55 ⁷ / ₈ "	GLCZ2472M	\$2889	+\$340	+\$1193	+\$69	-\$367

Kneewell/Lateral File

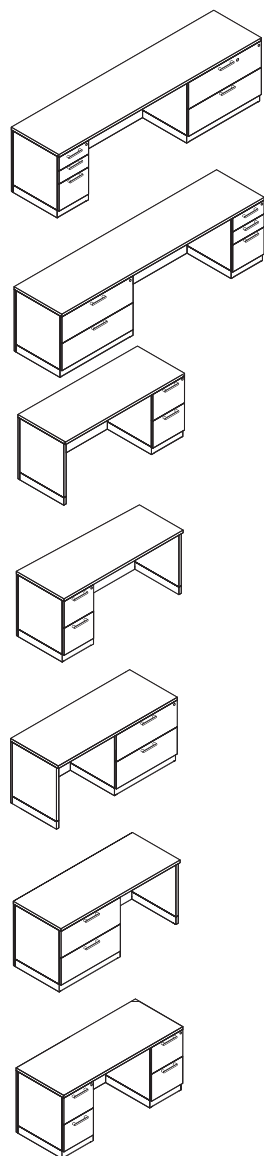
24"	60"	28 ⁵ / ₈ "	28 ⁷ / ₈ "	GLCZ2460N	\$3183	+\$328	+\$1146	+\$69	-\$328
24"	72"	28 ⁵ / ₈ "	34 ⁷ / ₈ "	GLCZ2472N	\$3257	+\$328	+\$1146	+\$69	-\$345
24"	90"	28 ⁵ / ₈ "	58 ⁷ / ₈ "	GLCZ2490N	\$3696	+\$360	+\$1256	+\$69	-\$485

Lateral File/Kneewell

24"	60"	28 ⁵ / ₈ "	28 ⁷ / ₈ "	GLCZ2460P	\$3183	+\$328	+\$1146	+\$69	-\$328
24"	72"	28 ⁵ / ₈ "	34 ⁷ / ₈ "	GLCZ2472P	\$3257	+\$328	+\$1146	+\$69	-\$345
24"	90"	28 ⁵ / ₈ "	58 ⁷ / ₈ "	GLCZ2490P	\$3696	+\$360	+\$1256	+\$69	-\$485

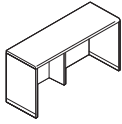
Pedestal/Kneewell/Pedestal

24"	60"	28 ⁵ / ₈ "	30"	GLCZ2460R	\$3653	+\$254	+\$ 890	+\$69	-\$328
24"	66"	28 ⁵ / ₈ "	36"	GLCZ2466R	\$3725	+\$332	+\$1163	+\$69	-\$345
24"	72"	28 ⁵ / ₈ "	42"	GLCZ2472R	\$3806	+\$364	+\$1272	+\$69	-\$367



 **For Canadian Pricing**
Multiply U.S. Price by the
Canadian price factor.
► See page 1 for details.

Shell Credenzas

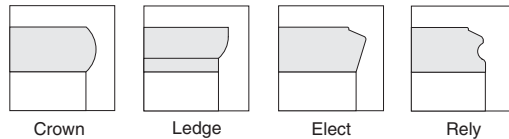


Tip: Ships knocked down.

Standard Includes	Required to Specify
<ul style="list-style-type: none"> ▶ Need help? Product details, page 302 • Credenza: wood • Full-height finished back panel • Leveling glides: black only 	<ol style="list-style-type: none"> 1 Style number 2 Wood color number for credenza 3 Worksurface profile (see below under Required Selections) 4 Options, if selected (see below) <p>▶ See <i>Surface Materials</i>, page 570.</p>

Required Selections (No Additional Cost)

Worksurface Edge Profiles



	Options	U.S. Price	Required to Specify
Surface Materials	Wood <ul style="list-style-type: none"> • Premium wood 2 • Premium wood 3 • Customiz stain on wood • Full-fill finish on wood 	Prices below Prices below No cost Prices below	Specify Premium wood 2 finish number. Specify Premium wood 3 finish number. Specify <i>with Customiz stain</i> . ▶ See <i>Surface Materials Reference Manual</i> . Specify full-fill finish number.
Back Panel	<ul style="list-style-type: none"> • Delete finished back panel 	Prices below	Specify <i>with no back panel</i> .
Cable Management	<ul style="list-style-type: none"> • Round grommets • Flip up power units • Scallop 	+\$ 74 each +\$326 each +\$ 39 each	Left: Specify <i>with EGRL</i> and color number. Center: Specify <i>with EGRC</i> and color number. Right: Specify <i>with EGRR</i> and color number. Left: Specify <i>with VPFL</i> and color number. Center: Specify <i>with VPFC</i> and color number. Right: Specify <i>with VPRF</i> and color number. Specify <i>with scallop</i> .
Related Products	<ul style="list-style-type: none"> • Accessories 		▶ Page 346

Specification Information

Dimensions D W H	Knee-space Width	Style Number	U.S. Base Price	Options (Add \$ to Base Price)	Premium Wood	Full-Fill Finish	No Back Panel
					Wood 2	Wood 3	

Credenzas

Shells

24"	72"	28 ⁵ / ₈ "	69 ³ / ₄ "	GLCZ2472F	\$2236	+\$392	+\$1374	+\$69	-\$367
24"	96"	28 ⁵ / ₈ "	93 ³ / ₄ "	GLCZ2496F	\$2965	+\$419	+\$1467	+\$96	-\$517
24"	102"	28 ⁵ / ₈ "	99 ³ / ₄ "	GLCZ24102F	\$3168	+\$419	+\$1467	+\$96	-\$547



For Canadian Pricing
 Multiply U.S. Price by the
 Canadian price factor.
 ▶ See page 1 for details.

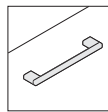
Mobile Pedestal



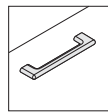
	Standard Includes	Required to Specify
► Need help? Product details, page 302	<ul style="list-style-type: none"> Mobile pedestal: wood Wood top with veneer square edge Lock: keyed random One pencil tray per mobile pedestal: black plastic One fastened metal filing system per file drawer: black only Counterweight package installed Four non-locking casters: black plastic only 	1 Style number 2 Wood color number for mobile pedestal 3 Pull shape (see below under Required Selections) 4 Finish color number for pull 5 Finish color number for lock 6 Options, if selected (see below) ► See <i>Surface Materials</i> , page 570.

Required Selections (No Additional Cost)

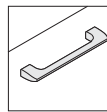
Pull Shape



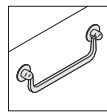
Kerf



Crown



Rei



Traditional

	Options	U.S. Price	Required to Specify
Surface Materials	Wood <ul style="list-style-type: none"> Premium wood 2 Premium wood 3 Customiz stain on wood 	Prices below Prices below No cost	Specify Premium wood 2 finish number. Specify Premium wood 3 finish number. Specify with <i>Customiz stain</i> . ► See <i>Surface Materials Reference Manual</i> .
Lock and Keying	Lock <ul style="list-style-type: none"> Ember chrome Polished chrome Keying <ul style="list-style-type: none"> Factory & field installed 	No cost No cost	Specify with 9250 Ember Chrome lock. Specify with 9201 Polished Chrome lock. ► Page 588
Related Products	<ul style="list-style-type: none"> Accessories 		► Page 346

Specification Information

Dimensions			Style Number	U.S. Base Price	Options	
D	W	H			(Add \$ to Base Price)	
22 3/4"	15 1/2"	23"	GLPM201523	\$1672	Premium Wood Wood 2 : Wood 3	
					+\$69	+\$242

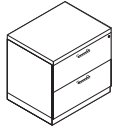


For Canadian Pricing

Multiply U.S. Price by the Canadian price factor.

► See page 1 for details.

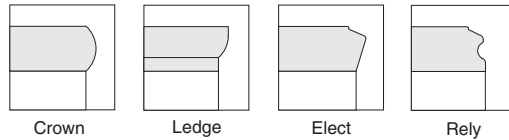
Lateral Files – Freestanding 2-High



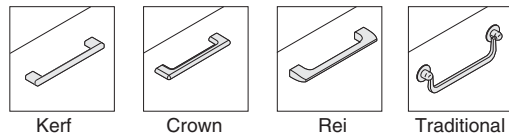
Standard Includes	Required to Specify
<p>► Need help? Product details, page 303</p> <ul style="list-style-type: none"> Lateral file: wood Profiled worksurface top Full-height finished back panel Locks: keyed random One fastened metal filing system per file drawer: black only Leveling glides: black only Counterweight package shipped separately 	<ol style="list-style-type: none"> Style number Wood color number for lateral file Worksurface profile (see below under Required Selections) Pull shape (see below under Required Selections) Finish color number for pull Finish color number for lock Options, if selected (see below) <p>► See <i>Surface Materials</i>, page 570.</p>

Required Selections (No Additional Cost)

Worksurface Edge Profiles



Pull Shape



	Options	U.S. Price	Required to Specify
Surface Materials	Wood <ul style="list-style-type: none"> Premium wood 2 Premium wood 3 Customiz stain on wood <ul style="list-style-type: none"> Full-fill finish on wood 	Prices below Prices below No cost Prices below	Specify Premium wood 2 finish number. Specify Premium wood 3 finish number. Specify <i>with Customiz stain</i> . ► See <i>Surface Materials Reference Manual</i> . Specify full-fill finish number.
Back Panel	<ul style="list-style-type: none"> Delete finished back panel 	Prices below	Specify <i>with no back panel</i> .
Lock and Keying	Lock <ul style="list-style-type: none"> Ember chrome Polished chrome Keying <ul style="list-style-type: none"> Factory- and field-installed keying 	No cost No cost 	Specify <i>with 9250 Ember Chrome lock</i> . Specify <i>with 9201 Polished Chrome lock</i> . ► Page 588
Related Products	<ul style="list-style-type: none"> Accessories 		► Page 346

Specification Information

Dimensions D W H	Style Number	U.S. Base Price	Options (Add \$ to Base Price)	Premium Wood	Full-Fill Finish	No Back Panel
				Wood 2	Wood 3	

Lateral Files

With Two Drawers

24"	30"	28 ⁵ / ₈ "	GLLF243028T	\$2775	+\$181	+\$640	+\$29	-\$335
24"	36"	28 ⁵ / ₈ "	GLLF243628T	\$2965	+\$203	+\$709	+\$47	-\$366



For Canadian Pricing

Multiply U.S. Price by the Canadian price factor.

► See page 1 for details.

Lateral Files – Freestanding 4-High

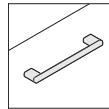
Lateral Files –
Freestanding 4-High



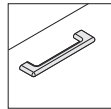
Standard Includes		Required to Specify
► Need help? Product details, page 303	<ul style="list-style-type: none"> Lateral file: wood Finished, inset top Finished back panel Locks: keyed random One fastened metal filing system per file drawer: black only Leveling glides: black only Counterweight package shipped separately 	1 Style number 2 Wood color number for lateral file 3 Pull shape (see below under Required Selections) 4 Finish color number for pull 5 Finish color number for lock 6 Options, if selected (see below) ► See <i>Surface Materials</i> , page 570.

Required Selections (No Additional Cost)

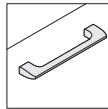
Pull Shape



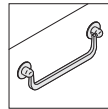
Kerf



Crown



Rei



Traditional

	Options	U.S. Price	Required to Specify
Surface Materials	Wood <ul style="list-style-type: none"> Premium wood 2 Premium wood 3 Customiz stain on wood 	Prices below Prices below No cost	Specify Premium wood 2 finish number. Specify Premium wood 3 finish number. Specify with <i>Customiz stain</i> . ► See <i>Surface Materials Reference Manual</i> .
Lock and Keying	Lock <ul style="list-style-type: none"> Ember chrome Polished chrome Keying <ul style="list-style-type: none"> Factory- and field-installed keying 	No cost No cost	Specify with 9250 Ember Chrome lock. Specify with 9201 Polished Chrome lock. ► Page 588
Related Products	<ul style="list-style-type: none"> Accessories 		► Page 346

Specification Information			
Dimensions D W H	Style Number	U.S. Base Price	Options (Add \$ to Base Price)
			Premium Wood
			Wood 2 : Wood 3

Lateral Files

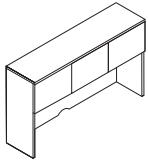
With Four Drawers

24"	30"	51"	GLLF243051F	\$4015	+\$244	+\$851
24"	36"	51"	GLLF243651F	\$4323	+\$244	+\$851
:	:	:	:	:	:	:



For Canadian Pricing
Multiply U.S. Price by the
Canadian price factor.
► See page 1 for details.

Service Modules

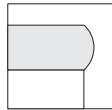


Tip: When specifying Elect or Rely for the worksurface edge, the top edge of the service module should be specified as Cornice.

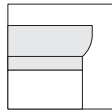
Standard Includes	Required to Specify
<ul style="list-style-type: none"> ▶ Need help? Product details, page 302 • Service module: wood with unfinished exterior back • Profiled top • Cable routing scallop on bottom edge of back panel • Attachment hardware: black paint only 	<ol style="list-style-type: none"> 1 Style number 2 Wood color number for service module 3 Top edge profile (see below under Required Selections) 4 Options, if selected (see below) <p>▶ See <i>Surface Materials</i>, page 570.</p>

Required Selections (No Additional Cost)

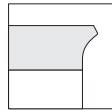
Top Edge Profiles



Crown



Ledge



Cornice

	Options	U.S. Price	Required to Specify
Surface Materials	Wood <ul style="list-style-type: none"> • Premium wood 2 • Premium wood 3 • Customiz stain on wood 	Prices at right Prices at right No cost	Specify Premium wood 2 finish number. Specify Premium wood 3 finish number. Specify <i>with Customiz stain</i> . ▶ See <i>Surface Materials Reference Manual</i> .
Door Pulls	<ul style="list-style-type: none"> • Traditional door pull 	No cost	Specify <i>with traditional pull</i> .
Finished Back	<ul style="list-style-type: none"> • Finished exterior back 	Prices at right	Specify <i>with finished exterior back</i> .
Wood Framed Glass Doors for Service Modules	<ul style="list-style-type: none"> • Non-locking glass doors for all closed service modules 	+\$144 per door	Specify <i>with glass doors</i> .
Lock and Keying	Lock <ul style="list-style-type: none"> • Ember chrome • Polished chrome Keying <ul style="list-style-type: none"> • Factory- and field-installed keying 	+\$128 each +\$128 each	Specify <i>with 9250 Ember Chrome lock</i> . Specify <i>with 9201 Polished Chrome lock</i> . ▶ Page 588
Related Products	<ul style="list-style-type: none"> • Tackboards • Light valance 		▶ Page 334 ▶ Page 335

Tip: Pulls are not needed, however a traditional pull is available as an option.

Tip: Finished exterior back adds 3/4" to depth of unit.

Tip: Glass doors do not lock.

Tip: Service modules with organizer slots do not have locking doors.

Tip: Glass doors are not available on service modules with organizer slots.



For Canadian Pricing

Multiply U.S. Price by the Canadian price factor.

▶ See page 1 for details.

Specification Information

Dimensions D W H	Number of Doors	Style Number	U.S. Base Price	Options (Add \$ to Base Price)
				Premium Wood
				Wood 2 : Wood 3 : Finished Exterior Back

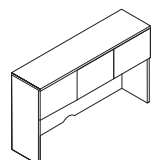
Service Modules

All Closed

15" 60" 44 ⁷ / ₈ "	3	GLMS156044C	\$2515	+\$272	+\$ 952	+\$414
15" 66" 44 ⁷ / ₈ "	4	GLMS156644C	\$2570	+\$272	+\$ 952	+\$414
15" 72" 44 ⁷ / ₈ "	4	GLMS157244C	\$2947	+\$272	+\$ 952	+\$414
15" 90" 44 ⁷ / ₈ "	5	GLMS159044C	\$3379	+\$404	+\$1411	+\$552
:	:	:	:	:	:	:

With Organizer Slots

15" 60" 44 ⁷ / ₈ "	3	GLMS156044B	\$2790	+\$272	+\$ 952	+\$414
15" 66" 44 ⁷ / ₈ "	4	GLMS156644B	\$2846	+\$272	+\$ 952	+\$414
15" 72" 44 ⁷ / ₈ "	4	GLMS157244B	\$3225	+\$272	+\$ 952	+\$414
15" 90" 44 ⁷ / ₈ "	5	GLMS159044B	\$3726	+\$404	+\$1411	+\$552
:	:	:	:	:	:	:

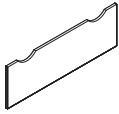


For Canadian Pricing

Multiply U.S. Price by the
Canadian price factor.

► See page 1 for details.

Tackboards



Standard Includes		Required to Specify
► Need help? Product details, page 302	• Tackboard: vertical surface fabric group 1	1 Style number 2 Fabric color number for tackboard 3 Options, if selected (see below) ► See <i>Surface Materials</i> , page 570.
Surface Materials	Options	U.S. Price
	• Fabric price group 1	No cost
	• Fabric price group 2	+\$ 12
	• Fabric price group 3	+\$ 55
	• Fabric price group 4	+\$ 75
	• Fabric price group 5	+\$120
	• Fabric price group COM	+\$ 16
Related Products	• Service modules • Light valance	► Page 332 ► Page 335

Specification Information

Dimensions	Style	U.S.
W H	Number	Base Price
•	•	•
•	•	•
•	•	•

Tackboards

Service Module Application

60"	21 1/2"	GLIT6021S	\$381
66"	21 1/2"	GLIT6621S	\$419
72"	21 1/2"	GLIT7221S	\$463
90"	21 1/2"	GLIT9021S	\$534
:	:	:	:

Wall-Mount Application

48"	42"	GLIT4842W	\$762
72"	42"	GLIT7242W	\$927
:	:	:	:

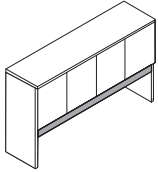


For Canadian Pricing

Multiply U.S. Price by the Canadian price factor.

► See page 1 for details.

Light Valances



Standard Includes		Required to Specify	
► Need help? Product details, page 303	<ul style="list-style-type: none"> Light valance: wood Attachment hardware 	1 Style number 2 Wood color number for valance 3 Options, if selected (see below) ► See <i>Surface Materials</i> , page 570.	
Surface Materials	Options	U.S. Price	Required to Specify
	Wood <ul style="list-style-type: none"> Premium wood 2 Premium wood 3 Customiz stain on wood 	Prices below Prices below No cost	Specify Premium wood 2 finish number. Specify Premium wood 3 finish number. Specify <i>with Customiz stain</i> . ► See <i>Surface Materials Reference Manual</i> .
Related Products	<ul style="list-style-type: none"> Accessories Service modules 		► Page 346 ► Page 332

Specification Information

Dimensions W H		Style Number	U.S. Base Price	Options (Add \$ to Base Price)	
				Premium Wood	
				Wood 2	Wood 3
57 ³ / ₄ "	2"	GLAL60S	\$224	+\$69	+\$242
63 ³ / ₄ "	2"	GLAL66S	\$237	+\$69	+\$242
69 ³ / ₄ "	2"	GLAL72S	\$251	+\$69	+\$242
87 ³ / ₄ "	2"	GLAL90S	\$289	+\$69	+\$242
.



For Canadian Pricing

Multiply U.S. Price by the
Canadian price factor.

► See page 1 for details.

Desktop Organizers

Standard Includes		Required to Specify	
<ul style="list-style-type: none">Organizer: wood veneer or laminateShelves: 4799 Platinum paintUnfinished back		1 Style number 2 Wood or laminate color number for organizer 3 Options, if selected (see below) ▶ See <i>Surface Materials</i> , page 570.	
	Options	U.S. Price	Required to Specify
Surface Materials	Wood desktop organizer		
	• Premium wood 2	+\$ 47	Specify Premium wood 2 finish number. Specify Premium wood 3 finish number. Specify <i>with Customiz stain</i> . ▶ See <i>Surface Materials Reference Manual</i> .
	• Premium wood 3	+\$164	
	• Customiz stain on wood	No cost	
	Laminate desktop organizer		
• Open line laminate	+\$ 69 plus cost of laminate	▶ See <i>Surface Materials Reference Manual</i> .	
Related Products	• Back panel for desktop organizers		▶ Page 337

Specification Information					
Dimensions			Style	U.S.	
D	W	H	Number	Base	Prices
				Wood	Laminate
				Case	Case

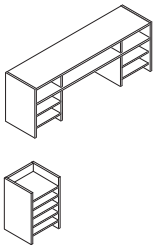
Desktop Organizers

Combo Organizer

15"	60"	21 ⁵ / ₈ "	AWAO156021C	\$2555	\$1882
15"	72"	21 ⁵ / ₈ "	AWAO157221C	\$3115	\$2290
:	:	:	:	:	:

Vertical Organizer

12 ³ / ₈ "	14 ³ / ₈ "	21 ¹ / ₂ "	AWAO141421V	\$ 865	\$ 597
:	:	:	:	:	:



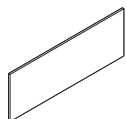
For Canadian Pricing

Multiply U.S. Price by the Canadian price factor.

▶ See page 1 for details.

Back Panel for Desktop Organizers

Back Panel for
Desktop Organizers



Standard Includes		Required to Specify	
<ul style="list-style-type: none"> Back panel: wood veneer or laminate Attachment hardware 		1 Style number 2 Wood or laminate color number for back panel 3 Options, if selected (see below) ▶ See <i>Surface Materials</i> , page 570.	
Options	U.S. Price	Required to Specify	
Surface Materials Wood back panel <ul style="list-style-type: none"> Premium wood 2 Premium wood 3 Customiz stain on wood 	Prices below Prices below No cost	Specify Premium wood 2 finish number. Specify Premium wood 3 finish number. Specify <i>with Customiz stain</i> . ▶ See <i>Surface Materials Reference Manual</i> .	
Laminate back panel <ul style="list-style-type: none"> Open Line laminate 	+\$69 plus cost of laminate	▶ See <i>Surface Materials Reference Manual</i> .	

Specification Information					
Dimensions D W H			Style Number	U.S. Base Prices	Options (Add \$ to Base Price)
				Wood	Laminate
					Premium Wood
					Wood 2 : Wood 3

Finished Back Panel

Finished Back Panel for Use with Combo Desktop Organizers

3/4"	60"	21 5/8"	AWNB6021V	\$359	\$298	+\$47	+\$164
3/4"	72"	21 5/8"	AWNB7221V	\$395	\$334	+\$69	+\$242
:	:	:	:	:	:	:	:

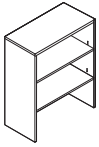


For Canadian Pricing

Multiply U.S. Price by the Canadian price factor.

▶ See page 1 for details.

Stacking Bookcases



Tip: When specifying *Elect* or *Rely* for the worksurface edge, the top edge of the bookcase should be specified as *Cornice*.

Tip: Pulls are not needed, however a traditional pull is available as an option.

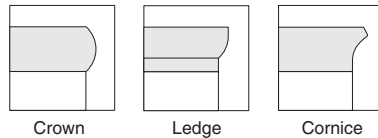
Tip: Finished exterior back adds 3/4" to depth of unit.

Tip: Specify optional 1 1/8" thick heavy load shelves for heavy load conditions. Heavy load conditions are defined as loads of 100 lbs or greater. Heavy load shelves should be specified on wider units (30"W or 36"W) loaded with books or other heavy objects.

Standard Includes	Required to Specify
<ul style="list-style-type: none"> ▶ Need help? Product details, page 303 • Bookcase: wood • Unfinished inset exterior back panel • Profiled top 	<ul style="list-style-type: none"> 1 Style number 2 Wood color number for bookcase 3 Top edge profile (see below under Required Selections) 4 Options, if selected (see below) ▶ See <i>Surface Materials</i>, page 570.

Required Selections (No Additional Cost)

Top Edge Profiles



Options	U.S. Price	Required to Specify
Surface Materials <ul style="list-style-type: none"> • Wood <ul style="list-style-type: none"> • Premium wood 2 • Premium wood 3 • Customiz stain on wood 	Prices at right Prices at right No cost	Specify Premium wood 2 finish number. Specify Premium wood 3 finish number. Specify <i>with Customiz stain</i> . ▶ See <i>Surface Materials Reference Manual</i> .
Door Pulls <ul style="list-style-type: none"> • Traditional door pull 	No cost	Specify <i>with traditional pull</i> .
Finished Back Panel <ul style="list-style-type: none"> • Finished exterior back panel 	+\$278	Specify <i>with finished exterior back</i> .
Heavy Load Shelf <ul style="list-style-type: none"> • On 15"W bookcases • On 30"W and 36"W bookcases 	+\$ 57 +\$114	Specify <i>with heavy load shelf</i> . Specify <i>with heavy load shelf</i> .
Related Products <ul style="list-style-type: none"> • Accessories • Freestanding bookcase 		▶ Page 346 ▶ Page 340



For Canadian Pricing

Multiply U.S. Price by the Canadian price factor.

▶ See page 1 for details.

Specification Information

Dimensions D W H	Style Number	U.S. Base Price	Options (Add \$ to Base Price)
			Premium Wood
			Wood 2 : Wood 3

Stacking Bookcases

Open

15"	15"	44 ⁷ / ₈ "	GLBS151544P	\$1003	+\$177	+\$624
15"	30"	44 ⁷ / ₈ "	GLBS153044P	\$1405	+\$177	+\$624
15"	36"	44 ⁷ / ₈ "	GLBS153644P	\$1494	+\$177	+\$624

Two Doors

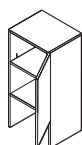
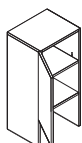
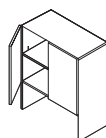
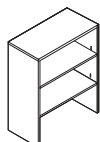
15"	30"	44 ⁷ / ₈ "	GLBS153044D	\$1971	+\$224	+\$788
15"	36"	44 ⁷ / ₈ "	GLBS153644D	\$2058	+\$224	+\$788

Door Hinged Left-Hand

15"	15"	44 ⁷ / ₈ "	GLBS151544L	\$1336	+\$208	+\$726
-----	-----	----------------------------------	--------------------	--------	--------	--------

Door Hinged Right-Hand

15"	15"	44 ⁷ / ₈ "	GLBS151544R	\$1336	+\$208	+\$726
:	:	:	:	:	:	:

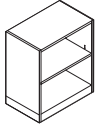


For Canadian Pricing

Multiply U.S. Price by the
Canadian price factor.

► See page 1 for details.

Freestanding Bookcases



Tip: When specifying Elect or Rely for the worksurface edge, the top edge of the bookcase should be specified as Cornice.

Tip: Profiled top only available on 73¾"H bookcases.

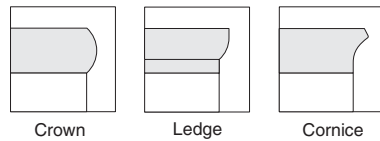
Tip: Finished exterior back adds ¾" to depth of unit.

Tip: Specify optional 1⅞" thick heavy load shelves for heavy load conditions. Heavy load conditions are defined as loads of 100 lbs or greater. Heavy load shelves should be specified on wider units (30"W or 36"W) loaded with books or other heavy objects.

Standard Includes	Required to Specify
<ul style="list-style-type: none"> ▶ Need help? Product details, page 303 • Bookcase: wood • Leveling glides: black only • Finished inset back panel on 27½"H and 45"H bookcases • Unfinished inset back panel on 73¾"H bookcases • Finished inset top on 28"H and 45"H bookcases • Profiled top on 73¾"H bookcases 	<ul style="list-style-type: none"> 1 Style number 2 Wood color number for bookcase 3 Top edge profile (see below under Required Selections) 4 Options, if selected (see below) ▶ See <i>Surface Materials</i>, page 570.

Required Selections (No Additional Cost)

Top Edge Profiles



Options	U.S. Price	Required to Specify
Surface Materials <ul style="list-style-type: none"> Wood <ul style="list-style-type: none"> • Premium wood 2 • Premium wood 3 • Customiz stain on wood 	Prices at right Prices at right No cost	Specify Premium wood 2 finish number. Specify Premium wood 3 finish number. Specify <i>with Customiz stain</i> . ▶ See <i>Surface Materials Reference Manual</i> .
Finished Back Panel <ul style="list-style-type: none"> • Finished back panel on 73¾"H bookcases only 	+\$278	Specify <i>with finished exterior back</i> .
Heavy Load Shelf <ul style="list-style-type: none"> • On 27½"H bookcases • On 45"H bookcases • On 73¾"H bookcases 	+\$ 57 +\$114 +\$228	Specify <i>with heavy load shelf</i> . Specify <i>with heavy load shelf</i> . Specify <i>with heavy load shelf</i> .
Related Products <ul style="list-style-type: none"> • Accessories • Stacking bookcase 		▶ Page 346 ▶ Page 338



For Canadian Pricing

Multiply U.S. Price by the Canadian price factor.

▶ See page 1 for details.

Specification Information

Dimensions D W H	Style Number	U.S. Base Price	Options (Add \$ to Base Price)
			Premium Wood
			Wood 2 : Wood 3

Freestanding Bookcases

Open

27½"H Bookcases

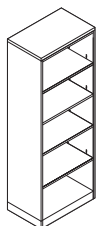
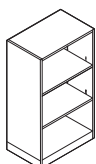
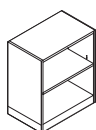
15"	30"	27½"	GLBF153028P	\$1939	+\$177	+\$ 624
15"	36"	27½"	GLBF153628P	\$2024	+\$177	+\$ 624
:	:	:	:	:	:	:

45"H Bookcases

15"	30"	45"	GLBF153045P	\$2151	+\$177	+\$ 624
15"	36"	45"	GLBF153645P	\$2261	+\$177	+\$ 624
:	:	:	:	:	:	:

73¾"H Bookcases

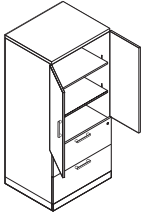
15"	30"	73¾"	GLBF153073P	\$2399	+\$330	+\$1154
15"	36"	73¾"	GLBF153673P	\$2530	+\$330	+\$1154
:	:	:	:	:	:	:

**For Canadian Pricing**

Multiply U.S. Price by the
Canadian price factor.

► See page 1 for details.

Vertical Cabinets, Wardrobes, and Towers

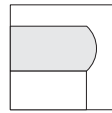


Tip: When specifying Elect or Rely for the worksurface edge, the top edge of the cabinets, wardrobes, and towers should be specified as Cornice.

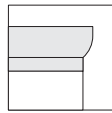
	Standard Includes	Required to Specify
► Need help? Product details, page 303	<ul style="list-style-type: none"> Vertical cabinets, wardrobes, and towers: wood Profiled top Unfinished inset back panel Lock: keyed random One fastened metal filing system per file drawer: black only Leveling glides: black only 	<ol style="list-style-type: none"> Style number Wood color number for vertical cabinet, wardrobe, or tower Top edge profile (see below under Required Selections) Pull shape (see below under Required Selections) Finish color number for pull Finish color number for lock Options, if selected (see below) <p>► See <i>Surface Materials</i>, page 570.</p>

Required Selections (No Additional Cost)

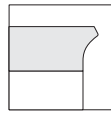
Top Edge Profiles



Crown

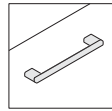


Ledge

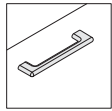


Cornice

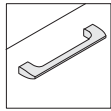
Pull Shape



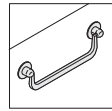
Kerf



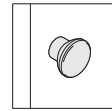
Crown



Rei



Traditional

Traditional
(used on doors)

	Options	U.S. Price	Required to Specify
Surface Materials	Wood <ul style="list-style-type: none"> Premium wood 2 Premium wood 3 Customiz stain on wood 	Prices at right Prices at right No cost	Specify Premium wood 2 finish number. Specify Premium wood 3 finish number. Specify <i>with Customiz stain</i> . ► See <i>Surface Materials Reference Manual</i> .
Finished Back	<ul style="list-style-type: none"> Finished exterior back 	+\$208	Specify <i>with finished exterior back</i> .
Lock and Keying	Lock <ul style="list-style-type: none"> Ember chrome Polished chrome Keying <ul style="list-style-type: none"> Factory- and field-installed keying 	No cost No cost	Specify <i>with 9250 Ember Chrome lock</i> . Specify <i>with 9201 Polished Chrome lock</i> . ► Page 588
Related Products	<ul style="list-style-type: none"> Accessories 		► Page 346



For Canadian Pricing

Multiply U.S. Price by the Canadian price factor.

► See page 1 for details.

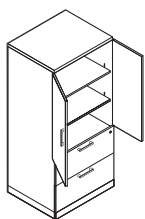
Specification Information

Dimensions D W H	Style Number	U.S. Base Price	Options (Add \$ to Base Price)	
			Premium Wood	
			Wood 2	Wood 3

Vertical Cabinets

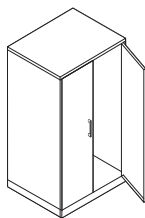
One Fixed Shelf, Two Adjustable Shelves

24"	30"	73 $\frac{3}{4}$ "	GLKV243073B	\$3693	+\$510	+\$1787
24"	36"	73 $\frac{3}{4}$ "	GLKV243673B	\$4062	+\$510	+\$1787



Wardrobes

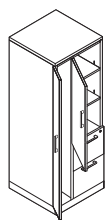
24"	30"	73 $\frac{3}{4}$ "	GLKW243073	\$2540	+\$510	+\$1787
24"	36"	73 $\frac{3}{4}$ "	GLKW243673	\$2793	+\$510	+\$1787



Towers

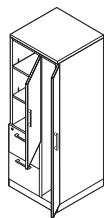
Tower with Door Hinged Left-Hand

24"	24"	73 $\frac{3}{4}$ "	GLTW242473G	\$2749	+\$312	+\$1092
-----	-----	--------------------	--------------------	--------	--------	---------



Tower with Door Hinged Right-Hand

24"	24"	73 $\frac{3}{4}$ "	GLTW242473H	\$2749	+\$312	+\$1092
-----	-----	--------------------	--------------------	--------	--------	---------

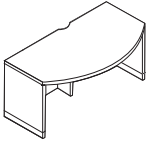


For Canadian Pricing

Multiply U.S. Price by the
Canadian price factor.

► See page 1 for details.

Consultation Tables



Tip: Ships knocked down.

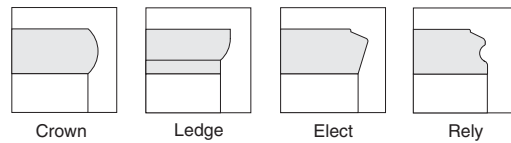
Tip: Comes standard with scallop.

Tip: Consultation table must be attached to an adjacent unit on each end for stability. Attachment hardware is included.

Standard Includes	Required to Specify
<ul style="list-style-type: none"> ▶ Need help? Product details, page 302 • Consultation table: wood • Full-height finished back panel • Leveling glides: black only • Scallop • Attachment hardware: black paint only 	<ol style="list-style-type: none"> 1 Style number 2 Wood color number for consultation table 3 Worksurface edge profile (see below under Required Selections) 4 Options, if selected (see below) <p>▶ See <i>Surface Materials</i>, page 570.</p>

Required Selections (No Additional Cost)

Worksurface Edge Profiles



Options	U.S. Price	Required to Specify
Surface Materials Wood <ul style="list-style-type: none"> • Premium wood 2 • Premium wood 3 • Customiz stain on wood • Full-fill finish on wood 	Prices below Prices below No cost Prices below	Specify Premium wood 2 finish number. Specify Premium wood 3 finish number. Specify with <i>Customiz stain</i> . ▶ See <i>Surface Materials Reference Manual</i> . Specify full-fill finish number.
Cable Management Round grommets <ul style="list-style-type: none"> • For 48"W tables • For 72"W tables 	+\$ 74 each +\$ 74 each	Center: Specify with <i>EGRC</i> and color number. Left: Specify with <i>EGRL</i> and color number. Center: Specify with <i>EGRC</i> and color number. Right: Specify with <i>EGRR</i> and color number.
Flip Up power units <ul style="list-style-type: none"> • For 48"W tables • For 72"W tables 	+\$326 each +\$326 each	Center: Specify with <i>VPFC</i> and color number. Left: Specify with <i>VPFL</i> and color number. Center: Specify with <i>VPFC</i> and color number. Right: Specify with <i>VPFR</i> and color number.

Specification Information

Dimensions	Style Number	U.S. Base Price	Options	
D W H			(Add \$ to Base Price)	
			Premium Wood	Full-Fill Finish
			Wood 2 ; Wood 3	
24"/36" 48" 28 ⁵ / ₈ "	GLTC243648	\$1818	+\$258	+\$905 +\$69
24"/36" 72" 28 ⁵ / ₈ "	GLTC243672	\$2526	+\$344	+\$1210 +\$69

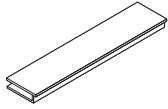


For Canadian Pricing

Multiply U.S. Price by the Canadian price factor.

▶ See page 1 for details.

Header



Tip: When specifying Elect or Rely for the worksurface edge, the top edge of the header should be specified as Cornice.

Tip: 15"D header must be suspended between stacking bookcases or freestanding bookcases. 24"D header must be suspended between towers, wardrobes, or vertical cabinets.

Standard Includes

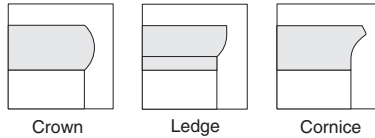
- ▶ Need help? Product details, page 305
- Header: wood
- Profiled cornice top
- Attachment hardware: black paint only

Required to Specify

- 1 Style number
 - 2 Wood color number for header
 - 3 Top edge profile (see below under Required Selections)
 - 4 Options, if selected (see below)
- ▶ See *Surface Materials*, page 570.

Required Selections (No Additional Cost)

Top Edge Profiles



Options		U.S. Price	Required to Specify
Surface Materials	Wood		
	<ul style="list-style-type: none"> • Premium wood 2 • Premium wood 3 • Customiz stain on wood 	Prices at below Prices at below No cost	Specify Premium wood 2 finish number. Specify Premium wood 3 finish number. Specify <i>with Customiz stain</i> . ▶ See <i>Surface Materials Reference Manual</i> .

Specification Information

Dimensions			Style Number	U.S. Base Price	Options	
D	W	H			(Add \$ to Base Price)	
					Premium Wood	
					Wood 2	Wood 3
15"	48"	4 1/4"	GLAH1548	\$1110	+\$47	+\$164
15"	72"	4 1/4"	GLAH1572	\$1389	+\$47	+\$164
24"	48"	4 1/4"	GLAH2448	\$1233	+\$47	+\$164
24"	72"	4 1/4"	GLAH2472	\$1541	+\$47	+\$164
:	:	:	:	:	:	:



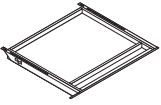
For Canadian Pricing

Multiply U.S. Price by the Canadian price factor.

▶ See page 1 for details.

Accessories

Wood Center Drawer



Tip: Dimensions given are outside dimensions.

Standard Includes		Required to Specify	
<ul style="list-style-type: none"> Non-locking center drawer: wood Mounting frame: black paint only 		1 Style number 2 Wood color number for center drawer 3 Options, if selected (see below) ▶ See <i>Surface Materials</i> , page 570.	
Surface Materials	Options	U.S. Price	Required to Specify
	<ul style="list-style-type: none"> Premium wood 2 Premium wood 3 Customiz stain 	+\$19 +\$71 No cost	Specify Premium wood 2 finish number. Specify Premium wood 3 finish number. Specify <i>with Customiz stain</i> . ▶ See <i>Surface Materials Reference Manual</i> .

Specification Information				
Dimensions			Style	U.S.
D	W	H	Number	Base Price
19½"	21¼"	2¼"	AWAC23212	\$346

Field-Installed Round Grommet



Tip: Grommet AWAG2 is for use on worksurfaces only.

Tip: For grommet location information, see page 308.

Standard Includes		Required to Specify
<ul style="list-style-type: none">Grommet: 0835 Black paint, 4799 Platinum Metallic, 9201 Polished Chrome, or 9211 NickelInstallation instructions		<ul style="list-style-type: none">1 Style number2 Paint or metal color number for grommet
Specification Information		
• Dimensions D W	• Style Number	• U.S. Price
2½"	2½"	AWAG2 \$68



For Canadian Pricing
 Multiply U.S. Price by the Canadian price factor.
 ▶ See page 1 for details.

Flip Up Power Unit



Standard Includes

-

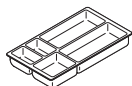
Required to Specify

- 1 Style number
- 2 Paint color number for flip up power unit

Specification Information

• Dimensions			• Style	• U.S.
D	W	H	Number	Price
4 1/4"	5 1/2"	2"	AWVFP	\$288
:	:	:	:	:

Pencil Tray



Standard Includes

- Pencil tray: plastic

Required to Specify

- Style number

Specification Information

• Dimensions			• Style	• U.S.
D	W	H	Number	Price
7 1/4"	12 7/8"	1 1/2"	AWAP15A	\$24
:	:	:	:	:

Plastic for Miter Fold Drawers



For Canadian Pricing

Multiply U.S. Price by the Canadian price factor.

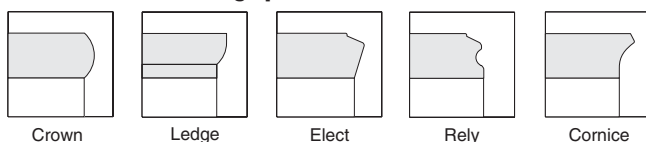
► See page 1 for details.

Garland Edge Profile Samples

Standard Includes	Required to Specify
<ul style="list-style-type: none"> • Worksurface: wood veneer 	1 Style number 2 Wood color number for worksurface 3 Worksurface profile (see below under Required Selections) 4 Options, if selected (see below) ▶ See <i>Surface Materials</i> , page 570.

Required Selections (Price below)

Wood worksurface edge profiles



	Options	U.S. Price	Required to Specify
Surface Materials	Wood veneer worksurfaces <ul style="list-style-type: none"> • Premium wood 2 • Premium wood 3 • Customiz stain • Full-fill finish 	+\$ 47 +\$164 No cost +\$ 24	Specify Premium wood 2 finish number. Specify Premium wood 3 finish number. Specify <i>with Customiz stain</i> . Specify full-fill finish number.

Specification Information

Dimensions		Style	U.S. Base Price
D	W	Number	Wood Veneer
12"	12"	GLXE1212	\$170
.	.	.	.
.	.	.	.



For Canadian Pricing

Multiply U.S. Price by the Canadian price factor.

▶ See page 1 for details.

Impact

Statement of Line

Impact Configured Components	350
Impact Buildup Components	352

Product Details

Impact	360
--------	-----

Application Topics

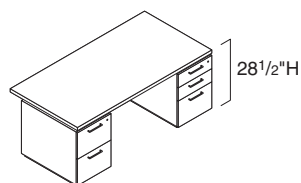
Grommet Locations	366
-------------------	-----

Specifying

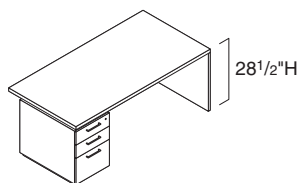
Double-Pedestal Desks	368
Single-Pedestal Desks	370
Bullet-Shape Desks	372
Returns	374
Credenzas	376
Freestanding Corner Units	378
Tech Center Worksurfaces	379
Tech Center Leaves	380
Desk Worksurfaces	382
Credenza Worksurfaces	384
Bridge Worksurfaces	386
Return Worksurfaces	388
Run-Off Worksurfaces	390
Metal Flex Bases	392
Support Panels	393
Desk Modesty Panels	394
Finished Back Panels for Credenzas and Returns	395
Pedestals for Use with 36"D Tech Center Worksurfaces	396
12"W and 18"W Pedestals	398
30"W and 36"W Pedestals	400
Pedestals for Use with 36"D Desk and Run-Off Worksurfaces	402
Mobile Pedestals	406
Tall Lateral Files	408
12"W and 18"W Towers	410
30"W and 36"W Towers	412
Single-Height Overhead Storage	414
Double-Height Overhead Storage	416
Hutches for Use with Overhead Storage	418
Tackboards	420
Bookshelf for Use on or Under Worksurfaces	421
Worksurface Accessories	422
Power and Communication Accessories	423

Statement of Line

Impact Configured Components



Understanding
 ▶ Page 362
 Specifying
 ▶ Page 368



Understanding
 ▶ Page 362
 Specifying
 ▶ Page 370

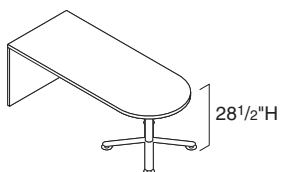
Double-Pedestal Desks

	66"W	72"W	78"W
30"D	●	●	
36"D	●	●	●

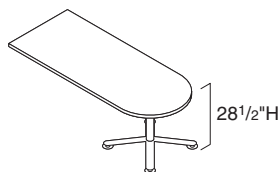
Single-Pedestal Desks*

	66"W	72"W	78"W
30"D	●	●	
36"D	●	●	●

*Drawing shows left-hand unit. Right-hand unit is also available.



Understanding
 ▶ Page 363
 Specifying
 ▶ Page 372



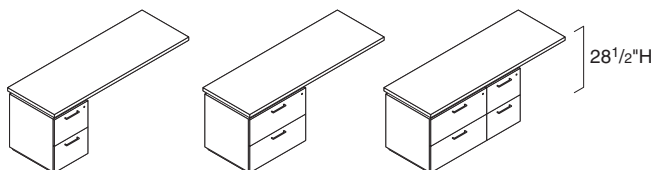
Understanding
 ▶ Page 363
 Specifying
 ▶ Page 372

Bullet-Shape Desks with End Panel and Metal Flex Base

	72"W
30"D	●
36"D	●

Bullet-Shape Run-Offs with Metal Flex Base

	48"W	54"W	60"W	66"W
31 1/2"D	●	●	●	●



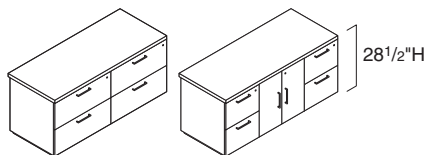
Understanding
 ▶ Page 363
 Specifying
 ▶ Page 374

Returns*

	42"W	48"W	54"W	60"W	66"W	72"W	78"W
25"D	▢	▢	▢	▢	▢	▢	▢

▢ = Return with file/file pedestal ▢ = Return with lateral file ▢ = Return with lateral file and file/file pedestal

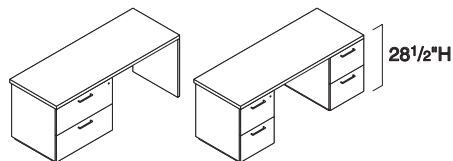
* Drawings show left-hand units. Right-hand units are also available.



Understanding
 ▶ Page 362
 Specifying
 ▶ Page 376

Credenzas

	60"W	66"W	72"W
25"D	●	●	●



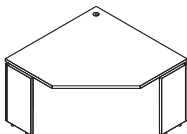
Understanding
 ▶ Page 362
 Specifying
 ▶ Page 376

Knespace Credenzas*

	66"W	72"W	78"W	84"W	90"W	96"W
25"D	●	● ■	■	■	■	■

* Asymmetrical drawing shows left-hand unit. Right-hand unit is also available.

- Center kneespace credenza
- Left-hand or right-hand credenza



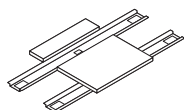
Understanding
 ▶ Page 363
 Specifying
 ▶ Page 378

Freestanding Corner Units

	48"W
48"D	●

Statement of Line

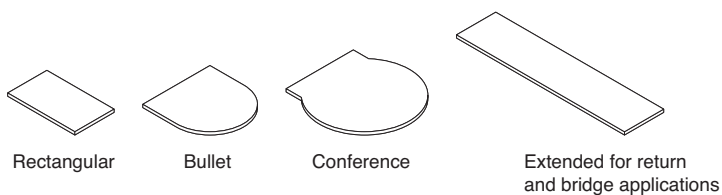
Impact Buildup Components



Understanding
▶ Page 360
Specifying
▶ Page 379

Tech Center Worksurface

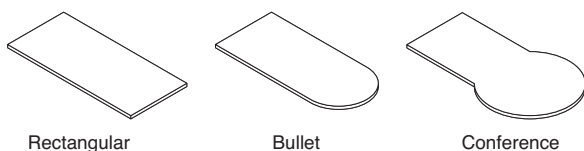
30"W	
36"D	•



Understanding
▶ Page 360
Specifying
▶ Page 380

Tech Center Leaves

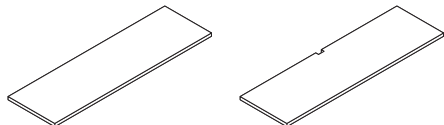
	21"W	25"W	38½"W	48"W
Rectangular 36"D	•			
Bullet 36"D			•	
Conference 48"D				•
Extended return 90"D		•		
Extended bridge 90"D		•		



Understanding
▶ Page 360
Specifying
▶ Page 382

Desk Worksurfaces

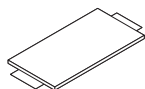
	66"W	72"W	78"W	84"W
Rectangular 30"D	•	•	•	
Rectangular 36"D	•	•	•	•
Bullet 30"D	•	•	•	
Bullet 36"D	•	•	•	•
Conference 42"D		•	•	
Conference 48"D			•	•



Understanding
 ▶ Page 361
 Specifying
 ▶ Page 384

Credenza Worksurfaces

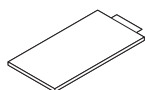
	54"W	60"W	66"W	72"W	78"W	84"W	90"W	96"W	102"W	108"W
25"D	●	●	●	●	●	●	●	●	●	●



Understanding
 ▶ Page 363
 Specifying
 ▶ Page 386

Bridge Worksurfaces

	42"W	48"W	54"W
25"D	●	●	●

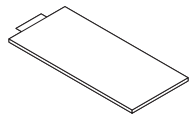


Understanding
 ▶ Page 361
 Specifying
 ▶ Page 388

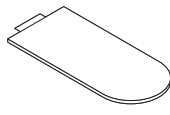
Return Worksurfaces

	36"W	42"W	48"W	54"W	60"W	66"W	72"W	78"W	84"W
25"D	●	●	●	●	●	●	●	●	●

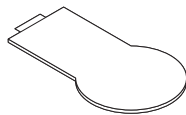
Statement of Line, continued



Rectangular



Bullet

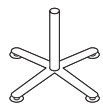


Conference

Understanding
 ▶ Page 361
 Specifying
 ▶ Page 390

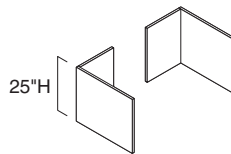
Run-Off Worksurfaces

	48"W	54"W	60"W	66"W	72"W	78"W
Rectangular 30"D			•	•	•	
Rectangular 36"D			•	•	•	
Bullet 30"D	•	•	•	•		
Bullet 36"D			•	•	•	
Conference 42"D	•	•	•	•	•	•



X Configuration

Understanding
 ▶ Page 363
 Specifying
 ▶ Page 392



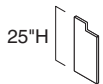
Specifying
 ▶ Page 393

Metal Flex Bases

	24"D	30"D
X configuration	•	•

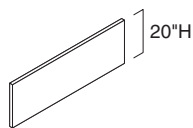
End Panels

	18"W
24"D	•
30"D	•



25"H

Specifying
 ▶ Page 393



20"H

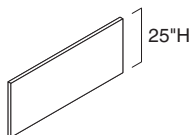
Understanding
 ▶ Page 362
 Specifying
 ▶ Page 394

Kneespace Panels

	1 1/2"W
12"D	•

Modesty Panels

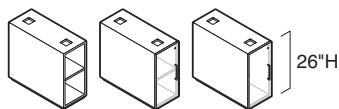
	54"W	60"W	66"W	72"W	78"W
3/4"D	•	•	•	•	•



Understanding
 ▶ Page 362
 Specifying
 ▶ Page 395

Finished Back Panels for Credenzas and Returns

	54"W	60"W	66"W	72"W	78"W	84"W	90"W	96"W	102"W	108"W
3/4"D	●	●	●	●	●	●	●	●	●	●

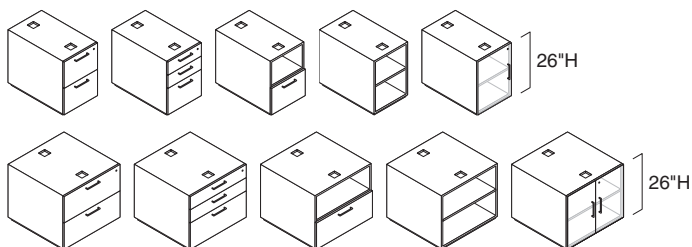


Understanding
 ▶ Page 362
 Specifying
 ▶ Page 396

12"W Pedestals for Use with Tech Center Worksurfaces*

	12"W
30"D	●

* Drawings show doors with left-hand hinges. Right-hand hinged doors are also available.



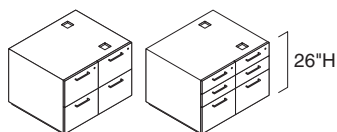
Understanding
 ▶ Page 362
 Specifying
 ▶ Page 397

18"W and 30"W Pedestals for Use with Tech Center Worksurfaces*

	18"W	30"W
30"D	●	●

* Drawings show doors with left-hand hinges. Right-hand hinged doors are also available.

Statement of Line, continued



Understanding
► Page 362
Specifying
► Page 397

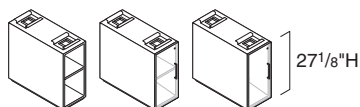
36"W Pedestals for Use with Tech Center Worksurfaces

36"W

30"D



36"W pedestals are handed for applications where a large amount of slip-fit is desired and to prevent pedestal width from crowding kneespace.



Understanding
► Page 362
Specifying
► Page 399

12"W Pedestals for Use with Desk, Return, Credenza, and Run-Off Worksurfaces*

12"W

24"D



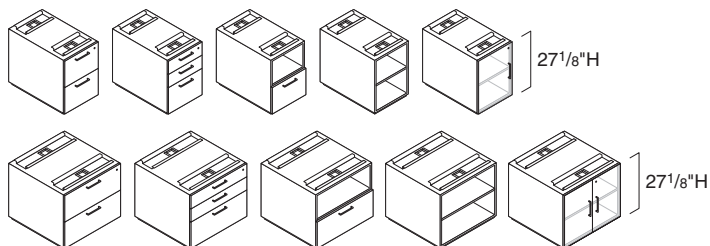
30"D



* Drawings show doors with left-hand hinges. Right-hand hinged doors are also available.

24"D pedestals are for use with 30"D desk and run-off worksurfaces and 25"D return and credenza worksurfaces.

30"D pedestals are for use with 36"D desk and run-off worksurfaces.



Understanding
► Page 362
Specifying
► Pages 399, 401

18"W and 30"W Pedestals for Use with Desk, Return, Credenza, and Run-Off Worksurfaces

18"W

30"W

24"D

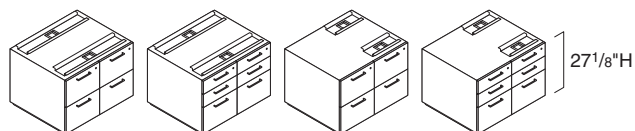


30"D



24"D pedestals are for use with 30"D desks, run-off worksurfaces, and 25"D return and credenza worksurfaces.

30"D pedestals are for use with 36"D desks and run-off worksurfaces.



Understanding
 ▶ Page 362
 Specifying
 ▶ Page 401

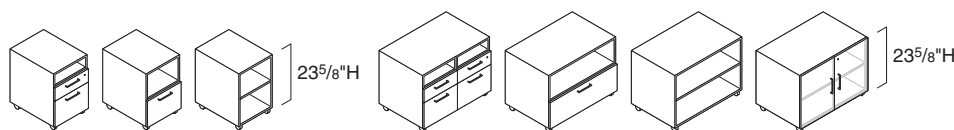
36"W Pedestals for Use with Desk, Return, Credenza, and Run-Off Worksurfaces

	36"W
24"D	●
30"D	●

24"D pedestals are for use with 30"D desks and 25"D return and credenza worksurfaces.

30"D pedestals are for use with 36"D desks and run-off worksurfaces.

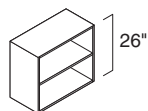
Certain 36"W pedestals are handed for applications where a large amount of slip-fit is desired and to prevent pedestal width from crowding kneespace.



Understanding
 ▶ Page 362
 Specifying
 ▶ Page 406

Mobile Pedestals

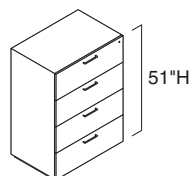
	18"W	36"W
24"D	●	●



Specifying
 ▶ Page 421

Bookshelf for Use on or Under Worksurfaces

	30"W
15"D	●

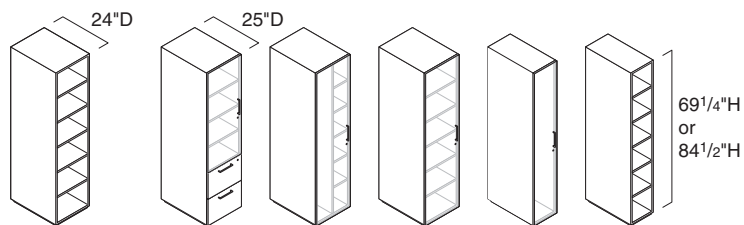


Understanding
 ▶ Page 363
 Specifying
 ▶ Page 408

Tall Lateral Files

	30"W	36"W
24"D	●	●

Statement of Line, continued

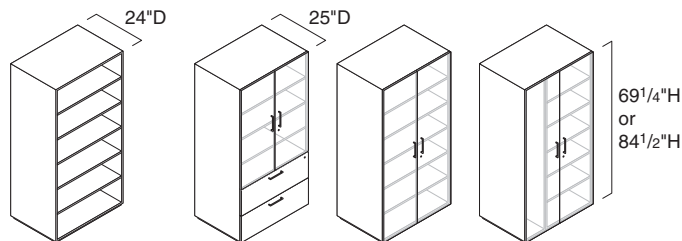


Understanding
 ▶ Page 360
 Specifying
 ▶ Page 410

12"W and 18"W Towers*

	12"W	18"W
24"D	●	●
25"D	●	●

*Drawings show doors with left-hand hinges. Right-hand hinged doors are also available.

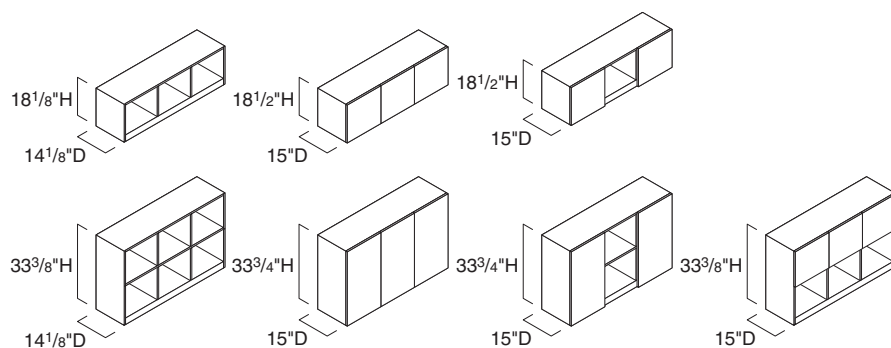


Understanding
 ▶ Page 360
 Specifying
 ▶ Page 412

30"W and 36"W Towers*

	30"W	36"W
24"D	●	●
25"D	●	●

*Drawings show doors with left-hand hinges. Right-hand hinged doors are also available.

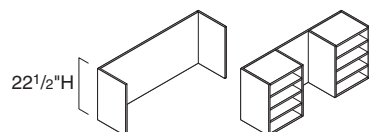


Understanding
 ▶ Page 360
 Specifying
 ▶ Page 414

Overhead Storage*

	54"W	60"W	66"W	72"W	78"W	84"W	90"W	96"W
All open storage	●	●	●	●	●	●	●	●
All closed storage	●			●			●	
Outside closed, inside open	●	●	●	●	●	●	●	●
Top closed, bottom open*	●			●			●	

*Top closed, bottom open, overhead storage is available on 33 3/8"H overhead storage only.



Understanding
 ▶ Page 363
 Specifying
 ▶ Page 418

Hutches for Use with Overhead Storage

	54"W	60"W	66"W	72"W	78"W	84"W	90"W	96"W
14 1/8"D	●	●	●	●	●	●	●	●



Understanding
 ▶ Page 361
 Specifying
 ▶ Page 420

Tackboards for Use with Overhead Storage

	54"W	60"W	66"W	72"W	78"W	84"W	90"W	96"W
1"D	●	●	●	●	●	●	●	●

Impact

Impact is a flexible, distinctive casegoods system that offers functionality and an exceptionally refined aesthetic.

Double-height over-head storage is sized to align with the top of adjacent 84½"H towers. Various door configurations are available including all open, all closed, bottom open with top closed, and middle open with sides closed.

Towers, available in two heights, have either wood veneer or translucent glass door fronts.

Lock secures doors and drawers. Locks are standard factory-installed, keyed random.
► *Lock and Keying*, page 588

Metal rails secure work-surfaces to pedestals and allow slip-fit capability. Rails also manage wires routed below worksurface.

Worksurface has a wood core with a wood veneer surface. Worksurface rests 1" above pedestals on rails included with each pedestal.

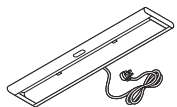
Tech center covers conceal wires and are available in two shapes.

Desk worksurfaces can be created using tech center segmented tops. Tech center worksurface section is specified in either wood or leather and wood tech center leaves are used on both sides.

Tech center leaves in bullet and conference shapes accommodate collaboration within private offices.

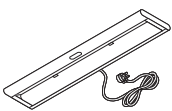
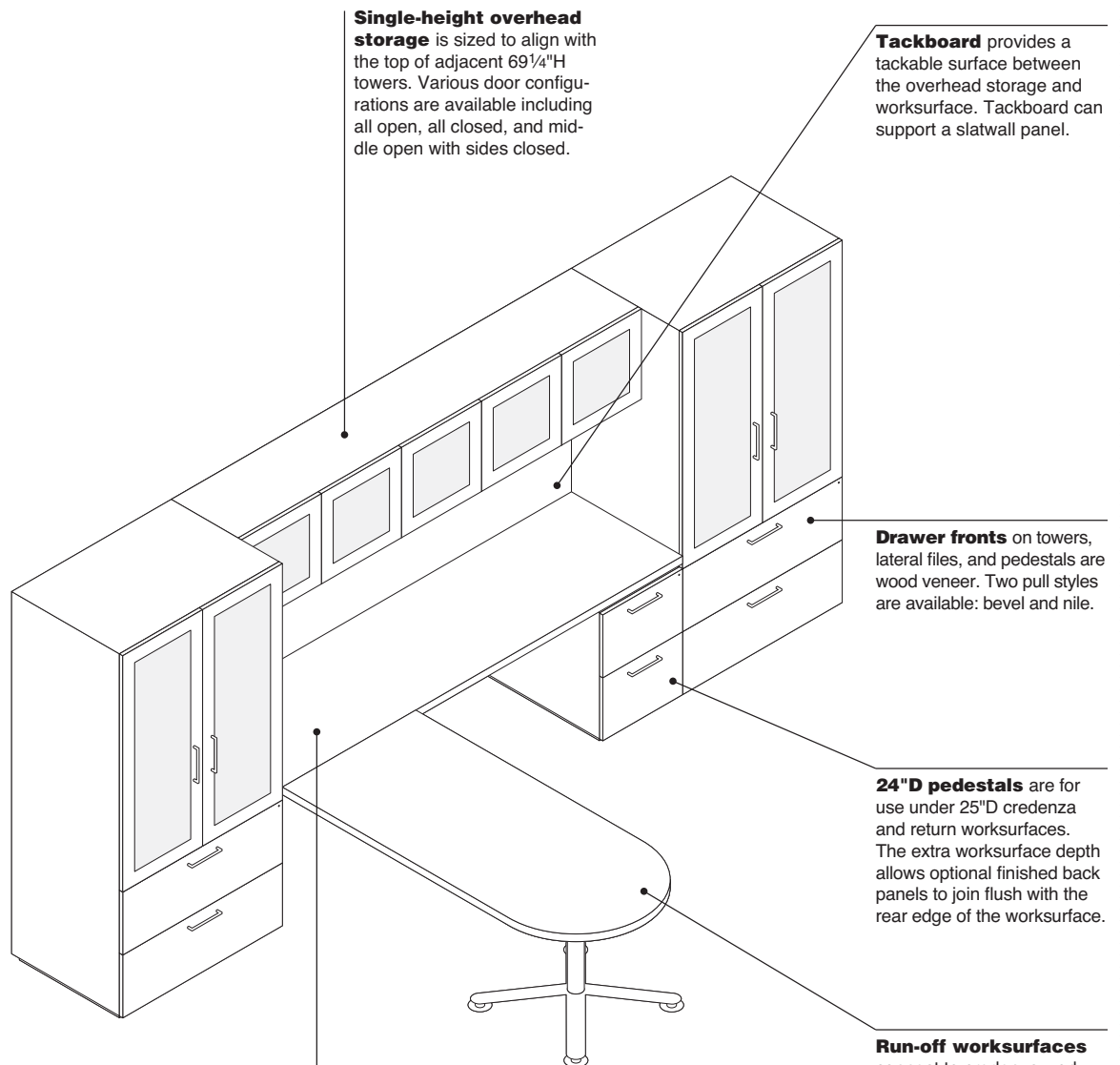
30"D pedestals, available 12"W, 18"W, 30"W, and 36"W, offer various configurations of drawers, doors, and open cubbies. Pedestals for use with tech center worksurfaces are not standard with rails since rails are included with the tech center worksurface.

Pedestal back panel is removable to allow access to a utility storage space.

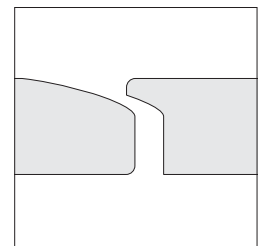


Underline task lights are available for use with Impact double-height over-head storage. Underline combines a minimal design, energy efficiency, and quality optical performance.
► See *Storage Specification Guide*.

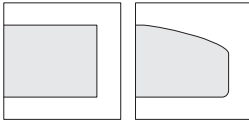
Actual Dimensions
► Page 365



Underline task lights are available for use with Impact single-height overhead storage. Underline combines a minimal design, energy efficiency, and quality optical performance.
 ▶ See *Storage Specification Guide*.

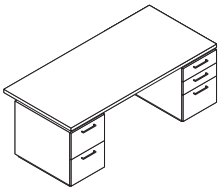


Product Details

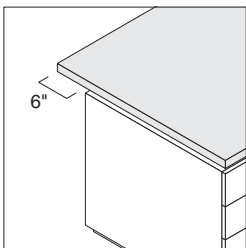


Square edge profile
Tapered edge profile

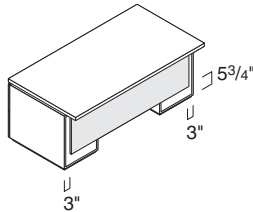
Edges of worksurfaces are available in two profiles—square and tapered. Desk and run-off worksurfaces have edge profiles on the user and visitor sides. Return, bridge and credenza worksurfaces have an edge profile on the user side only.
Tip: Composite veneers are not available on tapered edge profile.



Desks, credenzas, and returns are available as configured components or as buildup assemblies. Configured components, specified as one unit, allow for ease in specification. Buildup assemblies, specified separately as components, offer greater flexibility. Both are shipped knocked down and require field assembly.

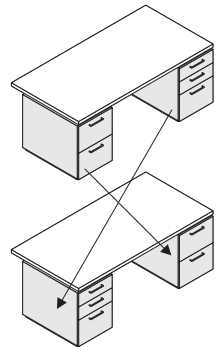


Worksurface of desk has an overhang that provides space for visitors and enables the desk to be used for conferencing. Overhang on the visitor's side of desk is 6".

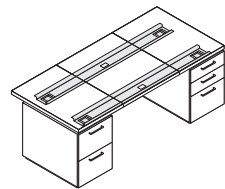


Modesty panel is 5 3/4" from the floor and is recessed 3" from each side edge of the worksurface. Specify a modesty panel 6" narrower than worksurface width.

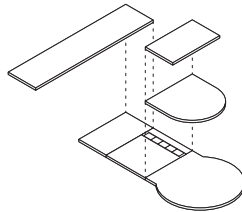
Finished back panel for credenzas and returns is 1" from the floor.



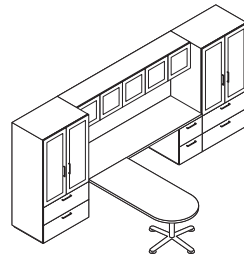
Pedestals on double-pedestal desks can be switched in the field.
Exception: 36"W left- and right-hand pedestals cannot be switched in the field.



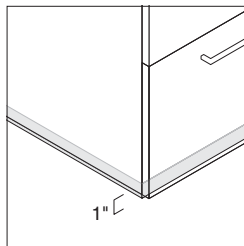
Tech center worksurface has wire trough and metal rails for convenient routing of wires and cables. Metal rails link tech center worksurfaces with adjacent leaves and pedestals for support. Tech center worksurfaces fit on pedestals designed for use with tech center worksurfaces. Tech center worksurfaces for use with support columns have shorter rails to accommodate support column connection.



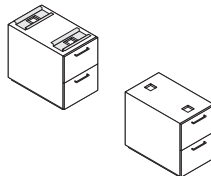
Tech center leaves are available in five shapes—rectangular, bullet, conference, extended bridges and extended returns.



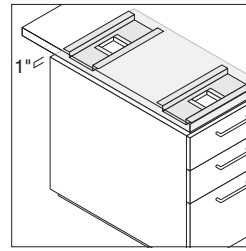
Run-off worksurfaces attach to credenza worksurfaces only. Run-off worksurfaces support collaboration at a workstation and are available in three shapes—rectangular, bullet and conference.



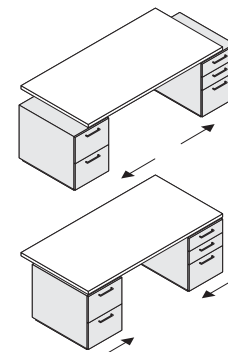
Pedestal, lateral file and tower bases are recessed 1" to create a floating appearance.



Pedestals for use with desk, return and credenza worksurfaces are standard with rails. Pedestals for use with tech center worksurfaces do not have rails because rails are standard with the tech center worksurface.

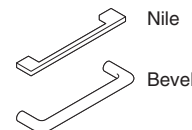


Rails attach worksurface 1" above pedestal and accommodate cable routing in the space between the worksurface and pedestal.



Pedestal rails have slip-fit capability and enable workstation footprint to be expanded or contracted horizontally to accommodate changing office space needs. Slip-fit rails allow changes without using different furniture components.

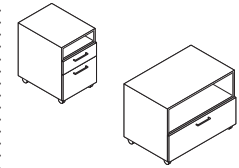
Pedestals can be adjusted as follows: 18"W pedestals—4 1/2" in either direction, 30"W pedestals—10 1/2" in either direction, 36"W pedestals (symmetrical)—13 1/2" in either direction, and 36"W pedestals (asymmetrical)—4 1/2" in either direction.



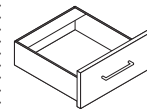
Pulls are available in two styles—bevel and Nile.

24"D pedestals are for use under 30"D desk and run-off, and 25"D return and credenza worksurfaces.

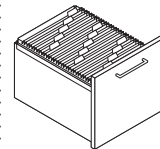
30"D pedestals are for use under 36"D desks and run-off worksurfaces.



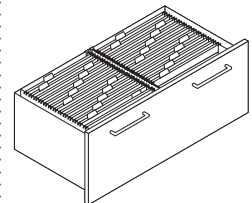
Mobile pedestals can be moved wherever storage is needed.



Box drawers open 90 percent of their depth.



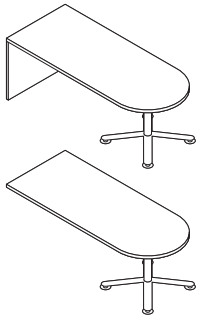
File drawers open their full depth for total access to the contents. They are equipped with a hanging file system to accommodate front-to-back and side-to-side letter- or A4 international-size filing, or side-to-side legal- or Foolscap international-size filing.



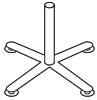
Lateral file drawers open their full depth for total access to the contents. They are equipped with a hanging file system to accommodate front-to-back or side-to-side filing.

Rails are provided to accommodate side-to-side filing in pedestal file drawers and front-to-back filing in lateral file drawers.

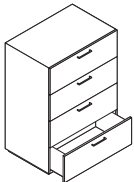
Safety stop prevents accidental removal of drawers from the pedestal.



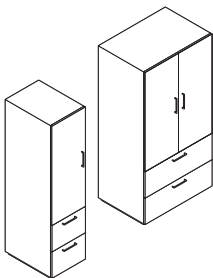
Bullet-shape desks and run-offs with support column attach to credenza worksurfaces.



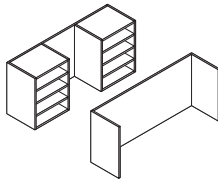
Metal flex base support columns are available in an X configuration. Support columns are used on bullet-shape and conference worksurfaces and run-offs.



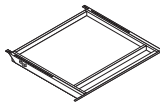
Lateral file is equipped with four drawers that will accommodate front-to-back or side-to-side filing. Safety interlock system allows only one drawer to be opened at a time.



Towers, available 69 $\frac{1}{4}$ "H and 84 $\frac{1}{2}$ "H, are available with single or double doors depending on tower width. Various configurations are available that include file drawers, shelves, and wardrobes.



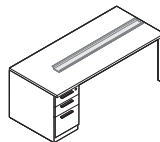
Hutches are available with or without organizer shelves. Either hutch style can support double- and single-height overhead storage. They attach to credenza worksurfaces only.



Center drawer is field-installed and will fit worksurfaces with at least 23" of kneespace. Center drawer does not lock and will not work with tech center worksurfaces.

Trays for pencils and paper clips are included in drawer.

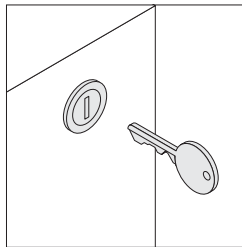
Impact edge profile samples can be ordered to meet your specifications. These 12"D x 12"W worksurfaces can be ordered in veneer and any Impact edge profile.
► Page 422



Worksurface brace is used when a worksurface has an unsupported span that is greater than 60"W. It provides unobstructed support under the worksurface.

Worksurfaces supported by legs or tethered brackets that have unsupported spans less than or equal to 84"W, use one worksurface brace. For unsupported spans greater than 84"W, two worksurface braces are required for support.

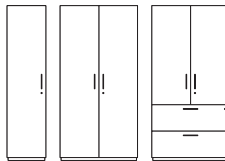
Lock & Keying



Locks are available factory- or field-installed. Factory-installed locks are standard and available keyed random only. Optional field-installed locks are available with consecutive, specific, and random keying options. Master-keyed locks are also available. Field-installed lock cylinders must be specified separately.
► Lock and Keying, page 588



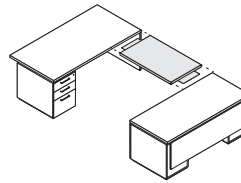
Lateral file, pedestals, and mobile pedestals have a lock located in the upper right-hand corner of the top drawer.



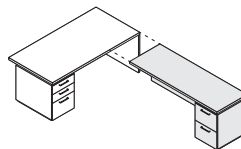
Tower doors have a lock that is located below the handle on single-door towers. Lock is located below the right-hand handle on double-door towers. Towers with file drawers have a lock located in the upper right-hand corner of the top drawer.

Exception: Translucent glass doors do not lock.

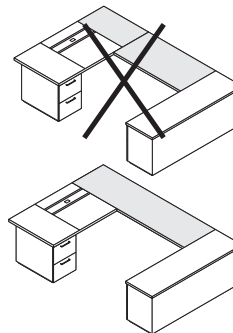
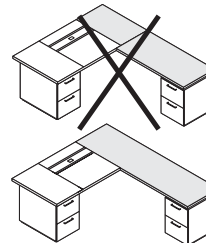
Connections



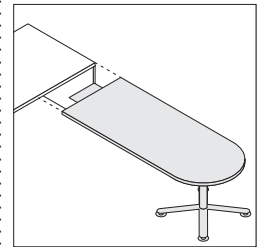
Bridge worksurface connects a single pedestal desk or bullet-shape desk to a kneespace credenza to form a flush-height, U-shape configuration.



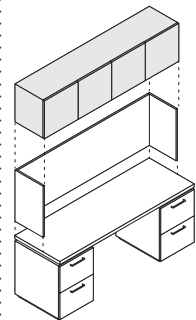
Returns attach to a single pedestal desk or kneespace credenza to form a flush-height, L-shape configuration.



Tech center desks should not be used with standard bridges and returns. This would create a misalignment with tech center leaves and bridge or return worksurface edge. Use extended leaf for use as return to create "L" configurations and use extended leaf for use as a bridge to create "U" configurations.



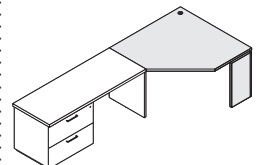
Run-off worksurface with column support must attach to a kneespace credenza for support.



Overhead storage attaches to the top of a hutch or organizer hutch using attachment hardware that is included with the hutch. Overhead storage can also be supported by adjacent towers.

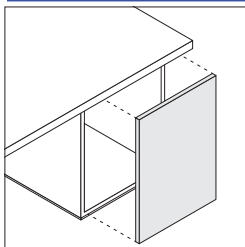
Towers that are 12"W must be attached to adjacent elements and cannot stand alone.

Impact configured components ship partially knocked down. Assembly required in the field includes attaching pedestals, columns, and end panels to worksurfaces, and attaching modesty panels to desk pedestals.



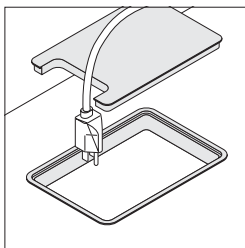
Corner units connect to credenza worksurfaces using brackets included with the corner units. They are **not** designed to connect to returns.

Wiring & Cabling

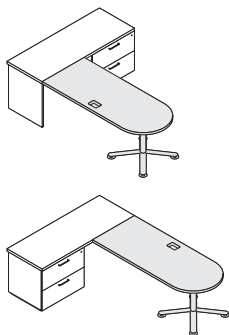


Finished pedestal back panel is removable for access to a utility storage space. A security panel prevents access to the contents in the pedestal.

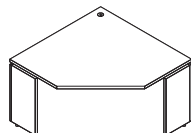
Utility storage space allows cords and cables to be routed vertically and horizontally through the back of the pedestal. A power strip can be stored in this space.



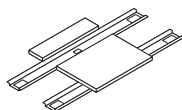
4 1/2"D x 6"W square worksurface grommets are available factory installed on desks, returns, credenzas, bridge work-surfaces, and run-off work-surfaces. Grommets allow cords and cables to pass through the worksurface. ▶ Page 366 for grommet locations



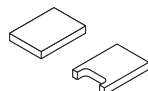
Run-off worksurfaces can be installed in either a left- or right-hand orientation in the field. However, when you specify a factory-installed grommet, you must chose either a left- or right-hand orientation, and the worksurface will no longer be non-handed. Left-hand worksurfaces extend to the left and are attached to the right relative to the user. Right-hand orientation is opposite relative to the user.



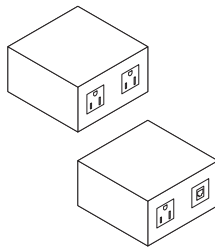
Corner units come standard with round grommet in the rear corner of the worksurface.



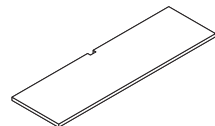
Tech center technology trough runs along the back edge of the worksurface to provide lay-in cable management capability.



Technology covers are specified separately for tech center desks. They are available in two styles—one allows wire management and the other is a complete cover.



Power boxes and power/communication boxes are available to provide additional electrical outlets and voice and data receptacles where needed. They can be used in the rail of tech center worksurfaces, pedestal rails, and on the under side of worksurfaces with grommets.



Cutout in the top of credenza worksurface for use with overhead storage allows task-light wiring to be routed behind the tackboard to below the worksurface.

Surface Materials

Desks, returns, bridges, bullet- and conference tops, credenzas, tech center leaves, run-off worksurfaces, overhead storage, hutches, lateral files, towers, and pedestals

- Wood
- Customiz stain (optional)

Tech center worksurfaces

- Wood
- Leather

Door fronts

- Wood
- Translucent glass (optional)

Drawer and door pulls

- 0835 Black
- 4799 Platinum
- 9201 Polished Chrome
- 9211 Nickel

Lock

- 9201 Polished Chrome
- 9250 Ember Chrome

Drawer interiors

- Wood

Grommet (field-installed)

- 0835 Black
- 9201 Polished Chrome
- 9211 Nickel

Technology covers

- Corian:
 - 2970 Cameo White
 - 2971 Nocturne Black

Grommet sleeve

- (defaults based on technology cover color chosen)
- 0835 Black (with 2971 Nocturne Black)
 - 4799 Platinum (with 2970 Cameo White)

Tech center sleeves

- 0835 Black
- 4799 Platinum

Metal X-flex base

- 0835 Black
- 4798 Sterling
- 4799 Platinum
- 8042 Brushed Aluminum (optional)
- 8046 Polished Aluminum (optional)

Mobile pedestal casters

- Black only


Tackboards

- Vertical surface fabric price groups 1, 2, 3, 4, 5, and COM
- Slatwall (optional)

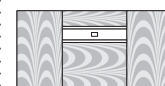
Leather

- Black only

Grain direction for desks, returns, bridges, credenzas, run-off worksurfaces, and tech center worksurfaces is indicated by the diagrams below.



Desks, returns, bridges, credenzas, and run-off worksurfaces



Tech center worksurfaces

Wood touch-up kits

- Available in specific finishes for field repairs
- ▶ Page 590

Actual Dimensions

	Desk	Return	Bridge	Bullet or Conference Table	Bullet or Conference Run-off	Credenza	Lateral File	Tower Storage	Overhead Storage
Depth	30" or 36"	25"	25"	30", 36", 42", or 48"	30", 36", or 42"	25"	24¾"	24" or 25"	14½" or 15"
Width	66", 72", or 78"	42", 48", 54", 60", 66", 72", or 78"	42", 48", or 54"	66", 72", 78", or 84"	48", 54", 60", 66", 72", or 78"	54", 60", 66", 72", 78", 84", 90", 96", 102", or 108"	30" or 36"	12", 18", 30", or 36"	54", 60", 66", 72", 78", 84", 90", or 96"
Height	28½"	28½"	28½"	28½"	28½"	28½"	50"	69¼" or 84½"	18½", 18½", 33¾", or 33¾"
Inside depth	N.A.	N.A.	N.A.	N.A.	N.A.	N.A.	N.A.	23⅞"	13¼"
Inside width	N.A.	N.A.	N.A.	N.A.	N.A.	N.A.	N.A.	10⅜", 16⅜", 28⅜", or 34⅜"	varies
Inside height	N.A.	N.A.	N.A.	N.A.	N.A.	N.A.	N.A.	41⅞", 57⅞", 66⅞", or 81⅞"	14¼" or 14¼" (x 2)
Kneespace width	30"–40", 36"–46", or 42"–52"	24"–30", 30"–42", 48", 36", 36"–42", 30"–36", 36"–42", 42"–48", or 30"–36"	42", 48", or 54"	N.A.	N.A.	30"–66"	N.A.	N.A.	N.A.
Worksurface thickness	1⅞"	1⅞"	1⅞"	1⅞"	1⅞"	1⅞"	N.A.	N.A.	N.A.
End panel thickness	1⅞"	N.A.	N.A.	1⅞"	N.A.	1⅞"	N.A.	N.A.	N.A.
Modesty panel or back panel height	20"	25"	25"	N.A.	N.A.	25"	N.A.	N.A.	N.A.
Kneespace height	25"	25"	25"	25"	25"	25"	N.A.	N.A.	N.A.
Modesty panel or back panel thickness	¾"	¾"	¾"	N.A.	N.A.	¾"	N.A.	N.A.	N.A.
Pedestal width	18"	18" or 30"	18" or 30"	N.A.	N.A.	18" or 30"	N.A.	N.A.	N.A.
Leveling glide range	1¼"	1¼"	N.A.	1¼"	1¼"	1¼"	1¼"	1¼"	N.A.

Actual Dimensions, continued

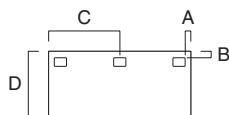
	Center Drawer
Depth	23"
Width	21¼"
Height	2¼"
Inside depth	19½"
Inside width	19½"
Inside height	2"

Grommet Locations

Impact

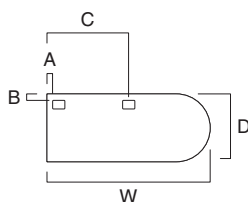
4 1/2"-Rectangular Grommets

Desks



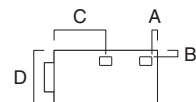
D	W	A	B	C
30"	66"	6"	7"	33"
30"	72"	6"	7"	36"
30"	78"	6"	7"	39"
36"	66"	6"	7"	33"
36"	72"	6"	7"	36"
36"	78"	6"	7"	39"
36"	84"	6"	7"	42"

Bullet-Shape Desks*



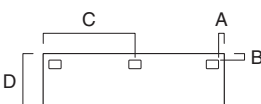
30"	66"	6"	7"	33"
30"	72"	6"	7"	36"
30"	78"	6"	7"	39"
36"	66"	6"	7"	33"
36"	72"	6"	7"	36"
36"	78"	6"	7"	39"
36"	84"	6"	7"	42"

Returns



25"	36"	6"	2"	18"
25"	42"	6"	2"	21"
25"	48"	6"	2"	24"
25"	54"	6"	2"	27"
25"	60"	6"	2"	30"
25"	66"	6"	2"	33"
25"	72"	6"	2"	36"
25"	78"	6"	2"	39"
25"	84"	6"	2"	42"

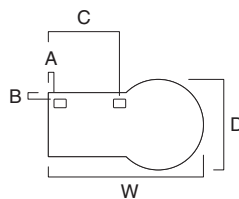
Credenzas



25"	54"	6"	2"	27"
25"	60"	6"	2"	30"
25"	66"	6"	2"	33"
25"	72"	6"	2"	36"
25"	78"	6"	2"	39"
25"	84"	6"	2"	42"
25"	90"	6"	2"	45"
25"	96"	6"	2"	48"
25"	102"	6"	2"	51"
25"	108"	6"	2"	54"

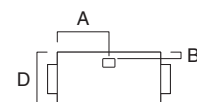
*Right-hand applications shown.

Conference Desks*



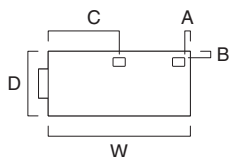
D	W	A	B	C
42"	72"	6"	7"	36"
42"	78"	6"	7"	39"
48"	78"	6"	7"	39"
48"	84"	6"	7"	42"

Bridge Worksurface



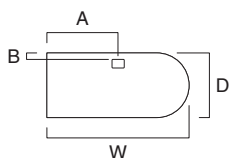
25"	42"	21"	2"
25"	48"	24"	2"
25"	54"	27"	2"

Rectangular Run-Offs



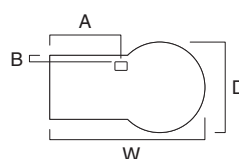
30"	60"	6"	7"	30"
30"	66"	6"	7"	33"
30"	72"	6"	7"	36"
36"	60"	6"	7"	30"
36"	66"	6"	7"	33"
36"	72"	6"	7"	36"

Bullet-Shape Run-Offs*



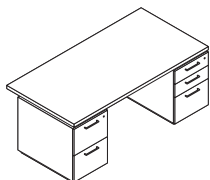
30"	48"	24"	7"
30"	54"	27"	7"
30"	60"	30"	7"
30"	66"	33"	7"
36"	60"	30"	7"
36"	66"	33"	7"
36"	72"	36"	7"

Conference Run-Offs*

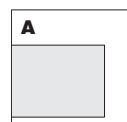


42"	48"	24"	7"
42"	54"	27"	7"
42"	60"	30"	7"
42"	66"	33"	7"
42"	72"	36"	7"
42"	78"	39"	7"

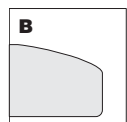




▶ Page 379–424



Square
edge profile



Tapered
edge profile

Tip: Composite veneers are not available on tapered edge profile.

Required to Specify

- Need help?
Product details,
page 362

- Desk: wood
- Worksurface with square or tapered edge profile on front and back edges
- Square edge profile on side edges
- Modesty panel
- Full-height, field-installed pedestals with bevel or nile pulls
- Locks, keyed random: 9201 Polished Chrome
- One hanging file system per file drawer
- Leveling glides: black only

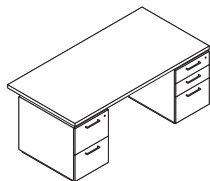
- 1 Style number with appropriate edge profile suffix (see edge profiles below)
 - 2 Wood color number for desk
 - 3 Pulls and paint or metal color number (see below)
 - 4 Options, if selected (see below)
- See *Surface Materials*, page 570.

	Options	U.S. Price	Required to Specify
Surface Materials	• Premium wood 2	+\$ 368	Specify Premium wood 2 finish number.
	• Premium wood 3	+\$1287	Specify Premium wood 3 finish number.
	• Customiz stain on wood	No cost	Specify <i>with Customiz stain</i> . ▶ See <i>Surface Materials Reference Manual</i> .
	Full-fill finish on desks with square edge		
	• On 30"D desk	+\$ 69	Specify <i>with full-fill finish</i> and select wood color number.
	• On 36"D desk	+\$ 96	Specify <i>with full-fill finish</i> and select wood color number.
Drawer Pulls	• Bevel pull	No cost	Specify <i>with bevel pull</i> and select 0835 Black, 4799 Platinum, 9201 Polished Chrome, or 9211 Nickel.
	• Nile pull	No cost	Specify <i>with nile pull</i> and select 0835 Black, 4799 Platinum, 9201 Polished Chrome, or 9211 Nickel.
Grommets	• Left-hand grommet	+\$ 103	Specify <i>with GRMMT1</i> and select 2970 Cameo White or 2971 Nocturne Black.
	• Right-hand grommet	+\$ 103	Specify <i>with GRMMT2</i> and select 2970 Cameo White or 2971 Nocturne Black.
	• Center grommet	+\$ 103	Specify <i>with GRMMT3</i> and select 2970 Cameo White or 2971 Nocturne Black.
Lock and Keying	Lock		
	• Ember chrome	No cost	Specify <i>with 9250 Ember Chrome lock</i> .
	Keying		
	• Factory- and field-installed keying		▶ Page 588
Related Products	• Power and communication accessories		▶ Page 423
	• Center drawer		▶ Page 422



▶ See page 1 for details.

Tip: Your specification is not complete until you add a suffix to define the work-surface edge profile.



- Left: two file drawers
- Right: two box drawers and one file drawer

Tip: Pedestals and modesty panel are installed in the field and either pedestal can be placed in the left- or right-hand position.

Specification Information

Dimensions			Knee-space	Style Number	U.S. Base Prices	
D	W	H			Square Edge Profile	Tapered Edge Profile
					Suffix A	Suffix B
30"	66"	29"	30"	D2D3066 __	\$5306	\$5533
30"	72"	29"	36"	D2D3072 __	\$5403	\$5630
36"	66"	29"	30"	D2D3666 __	\$5652	\$5879
36"	72"	29"	36"	D2D3672 __	\$5754	\$5981
36"	78"	29"	42"	D2D3678 __	\$5934	\$6161

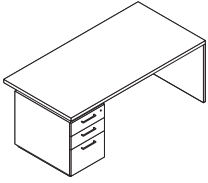


For Canadian Pricing

Multiply U.S. Price by the Canadian price factor.

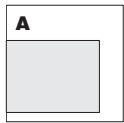
► See page 1 for details.

Single-Pedestal Desks

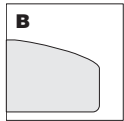


Tip: To specify different pedestal configurations or contrasting surface materials, use build-up components.

► Page 379–424



Square edge profile



Tapered edge profile

Tip: Composite veneers are not available on tapered edge profile.

Standard Includes		Required to Specify	
► Need help? Product details, page 362	<ul style="list-style-type: none"> • Desk: wood • Worksurface with square or tapered edge profile on front and back edges • Square edge profile on side edges • Modesty panel • Field-installed end panel • Full-height, field-installed pedestal with two box drawers and one file drawer and bevel or Nile pulls • Lock, keyed random: 9201 Polished Chrome • One hanging file system per file drawer • Leveling glides: black only 	<ol style="list-style-type: none"> 1 Style number with appropriate edge profile suffix (see edge profiles below) 2 Wood color number for desk 3 Pulls and paint or metal color number (see below) 4 Options, if selected (see below) <p>► See <i>Surface Materials</i>, page 570.</p>	
Surface Materials	Options	U.S. Price	Required to Specify
	• Premium wood 2	+\$ 368	Specify Premium wood 2 finish number.
	• Premium wood 3	+\$1287	Specify Premium wood 3 finish number.
	• Customiz stain on wood	No cost	Specify <i>with Customiz stain</i> .
	Full-fill finish on desks with square edge		► See <i>Surface Materials Reference Manual</i> .
	• On 30"D desk	+\$ 69	Specify <i>with full-fill finish</i> and select wood color number.
	• On 36"D desk	+\$ 96	Specify <i>with full-fill finish</i> and select wood color number.
Drawer Pulls	• Bevel pull	No cost	Specify <i>with bevel pull</i> and select 0835 Black, 4799 Platinum, 9201 Polished Chrome, or 9211 Nickel.
	• Nile pull	No cost	Specify <i>with Nile pull</i> and select 0835 Black, 4799 Platinum, 9201 Polished Chrome, or 9211 Nickel.
Grommets	• Left-hand grommet	+\$ 103	Specify <i>with GRMMT1</i> and select 2970 Cameo White or 2971 Nocturne Black.
	• Right-hand grommet	+\$ 103	Specify <i>with GRMMT2</i> and select 2970 Cameo White or 2971 Nocturne Black.
	• Center grommet	+\$ 103	Specify <i>with GRMMT3</i> and select 2970 Cameo White or 2971 Nocturne Black.
Lock and Keying	Lock		
	• Ember chrome	No cost	Specify <i>with 9250 Ember Chrome lock</i> .
	Keying		
	• Factory- and field-installed keying		► Page 588
Related Products	• Power and communication accessories		► Page 423

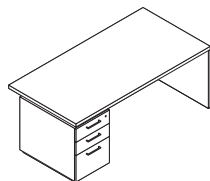


For Canadian Pricing

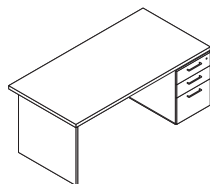
Multiply U.S. Price by the Canadian price factor.

► See page 1 for details.

Tip: Your specification is not complete until you add a suffix to define the work-surface edge profile.



- Left: two box and one file drawer



- Right: two box and one file drawer

Tip: Pedestals and end panels are installed in the field.

Specification Information

Dimensions			Knee-space	Style Number	U.S. Base Prices	
D	W	H			Square Edge Profile	Tapered Edge Profile
					Suffix A	Suffix B

Left-Hand Single-Pedestal Desks

30"	66"	29"	48"	D1D3066L __	\$4267	\$4494
30"	72"	29"	54"	D1D3072L __	\$4367	\$4594
36"	66"	29"	48"	D1D3666L __	\$4555	\$4782
36"	72"	29"	54"	D1D3672L __	\$4659	\$4886
36"	78"	29"	60"	D1D3678L __	\$4838	\$5065
.

Right-Hand Single-Pedestal Desks

30"	66"	29"	48"	D1D3066R __	\$4267	\$4494
30"	72"	29"	54"	D1D3072R __	\$4367	\$4594
36"	66"	29"	48"	D1D3666R __	\$4555	\$4782
36"	72"	29"	54"	D1D3672R __	\$4659	\$4886
36"	78"	29"	60"	D1D3678R __	\$4838	\$5065
.

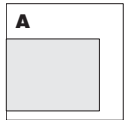
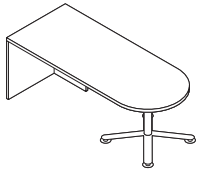


For Canadian Pricing

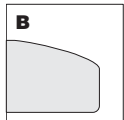
Multiply U.S. Price by the Canadian price factor.

► See page 1 for details.

Bullet-Shape Desks



Square edge profile



Tapered edge profile

Tip: Composite veneers are not available on tapered edge profile.

Tip: Orientation on bullet-shape desk refers to curved side of worksurface relative to position of the user.

Standard Includes		Required to Specify	
► Need help? Product details, page 363	<ul style="list-style-type: none"> Bullet-shape desk: wood Worksurface with square or tapered edge profile on front and back edges Square edge profile on attachment side Field-installed metal X-flex base: paint or metal Field-installed end panel, if selected: wood to match worksurface Attachment hardware 	1 Style number with appropriate edge profile suffix (see edge profiles below) 2 Wood color number for desk 3 Paint or metal color number for metal X-flex base: 0835 Black 4798 Sterling 4799 Platinum 4 Options, if selected (see below) ► See <i>Surface Materials</i> , page 570.	
Options		U.S. Price	Required to Specify
Surface Materials	<ul style="list-style-type: none"> Premium wood 2 Premium wood 3 Customiz stain on wood 	Prices at right Prices at right No cost	Specify Premium wood 2 finish number. Specify Premium wood 3 finish number. Specify <i>with Customiz stain</i> . ► See <i>Surface Materials Reference Manual</i> .
	<ul style="list-style-type: none"> Full-fill finish on desks with square edge 	Prices at right	Specify <i>with full-fill finish</i> and select wood color number.
Metal X-flex base			
<ul style="list-style-type: none"> Brushed Aluminum Polished Aluminum 		+\$373 +\$373	Specify <i>with 8042 Brushed Aluminum</i> . Specify <i>with 8046 Polished Aluminum</i> .
Grommets	Left-hand desk with end panel		
	<ul style="list-style-type: none"> Right-hand grommet 	+\$103	Specify <i>with GRMMT2</i> and select 2970 Cameo White or 2971 Nocturne Black.
	<ul style="list-style-type: none"> Center grommet 	+\$103	Specify <i>with GRMMT3L</i> and select 2970 Cameo White or 2971 Nocturne Black.
	Right-hand desk with end panel		
<ul style="list-style-type: none"> Left-hand grommet 		+\$103	Specify <i>with GRMMT1</i> and select 2970 Cameo White or 2971 Nocturne Black.
<ul style="list-style-type: none"> Center grommet 		+\$103	Specify <i>with GRMMT3R</i> and select 2970 Cameo White or 2971 Nocturne Black.
Run-off			
<ul style="list-style-type: none"> Center grommet for left-hand orientation 		+\$103	Specify <i>with GRMMT3L</i> and select 2970 Cameo White or 2971 Nocturne Black.
<ul style="list-style-type: none"> Center grommet for right-hand orientation 		+\$103	Specify <i>with GRMMT3R</i> and select 2970 Cameo White or 2971 Nocturne Black.
Related Products		<ul style="list-style-type: none"> Power and communication accessories 	► Page 423

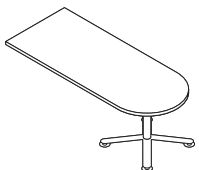
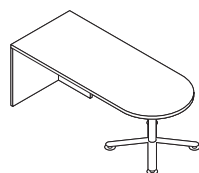
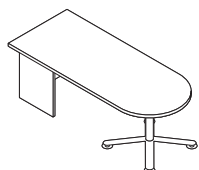


For Canadian Pricing

Multiply U.S. Price by the Canadian price factor.

► See page 1 for details.

Tip: Your specification is not complete until you add a suffix to define the work-surface edge profile.



Tip: Metal flex base and end panels are installed in the field.

Specification Information

Dimensions			Style Number	U.S. Base Prices		Options		
D	W	H		Square Edge Profile	Tapered Edge Profile	(Add \$ to Base Price)	Premium Wood	Full-Fill Finish
				Suffix A	Suffix B		Wood 2	Wood 3

Left-Hand Bullet-Shape Desks with End Panel and 24" X-Flex Base

30"	72"	29"	DBD3072L __	\$3394	\$3715	+\$165	+\$578	+\$96
36"	72"	29"	DBD3672L __	\$3491	\$3812	+\$165	+\$578	+\$96
:	:	:	:	:	:	:	:	:

Right-Hand Bullet-Shape Desks with End Panel and 24" X-Flex Base

30"	72"	29"	DBD3072R __	\$3394	\$3715	+\$165	+\$578	+\$96
36"	72"	29"	DBD3672R __	\$3491	\$3812	+\$165	+\$578	+\$96
:	:	:	:	:	:	:	:	:

Bullet-Shape Run-Offs with 24" X-Flex Base

30"	48"	29"	DBR3048 __	\$2775	\$3096	+\$ 96	+\$335	+\$96
30"	54"	29"	DBR3054 __	\$2818	\$3139	+\$ 96	+\$335	+\$96
30"	60"	29"	DBR3060 __	\$2858	\$3179	+\$ 96	+\$335	+\$96
30"	66"	29"	DBR3066 __	\$2914	\$3235	+\$ 96	+\$335	+\$96
:	:	:	:	:	:	:	:	:

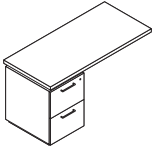


For Canadian Pricing

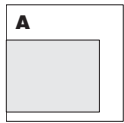
Multiply U.S. Price by the Canadian price factor.

► See page 1 for details.

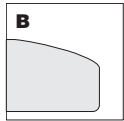
Returns



Tip: Specify right-hand returns for use with left-hand single-pedestal desks. Specify left-hand returns for use with right-hand single pedestal desks.



Square edge profile



Tapered edge profile

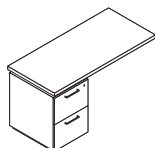
Tip: Composite veneers are not available on tapered edge profile.

Standard Includes		Required to Specify	
► Need help? Product details, page 363	<ul style="list-style-type: none"> Return: wood Worksurface with square or tapered edge profile on front edge Coped edge on attachment side Square edge profile on back and side edges Full-height, field-installed pedestals with bevel or nile pulls Lock, keyed random: 9201 Polished Chrome One hanging file system per file drawer Leveling glides: black only Attachment hardware 	1 Style number with appropriate edge profile suffix (see edge profiles below) 2 Wood color number for return 3 Pulls and paint or metal color number (see below) 4 Options, if selected (see below) ► See <i>Surface Materials</i> , page 570.	
Surface Materials	Options	U.S. Price	Required to Specify
	<ul style="list-style-type: none"> Premium wood 2 Premium wood 3 Customiz stain on wood 	+\$203 +\$709 No cost	Specify Premium wood 2 finish number. Specify Premium wood 3 finish number. Specify <i>with Customiz stain</i> . ► See <i>Surface Materials Reference Manual</i> .
	Full-fill finish on returns with square edge		
	<ul style="list-style-type: none"> On 42", 48", and 54"W returns On 60"W and wider returns 	+\$ 48 +\$ 69	Specify <i>with full-fill finish</i> and select wood color number. Specify <i>with full-fill finish</i> and select wood color number.
Drawer Pulls	<ul style="list-style-type: none"> Bevel pull Nile pull 	No cost No cost	Specify <i>with bevel pull</i> and select 0835 Black, 4799 Platinum, 9201 Polished Chrome, or 9211 Nickel. Specify <i>with nile pull</i> and select 0835 Black, 4799 Platinum, 9201 Polished Chrome, or 9211 Nickel.
Grommets	Left-hand return <ul style="list-style-type: none"> Left-hand grommet Center grommet Right-hand return <ul style="list-style-type: none"> Right-hand grommet Center grommet 	+\$103 +\$103 +\$103 +\$103	Specify <i>with GRMMT1</i> and select 2970 Cameo White or 2971 Nocturne Black. Specify <i>with GRMMT3</i> and select 2970 Cameo White or 2971 Nocturne Black. Specify <i>with GRMMT2</i> and select 2970 Cameo White or 2971 Nocturne Black. Specify <i>with GRMMT3</i> and select 2970 Cameo White or 2971 Nocturne Black.
Lock and Keying	Lock <ul style="list-style-type: none"> Ember chrome Keying <ul style="list-style-type: none"> Factory- and field-installed keying 	No cost	Specify <i>with 9250 Ember Chrome lock</i> . ► Page 588
Related Products	<ul style="list-style-type: none"> Power and communication accessories 		► Page 423

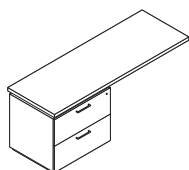


For Canadian Pricing
 Multiply U.S. Price by the Canadian price factor.
 ► See page 1 for details.


Tip: Your specification is not complete until you add a suffix to define the work-surface edge profile.



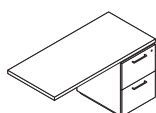
- Left: two file drawers



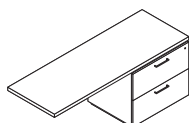
- Left: two lateral file drawers



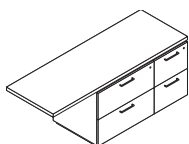
- Right: two lateral file drawers and two file drawers



- Right: two file drawers



- Right: two lateral file drawers



- Right: two lateral file drawers and two file drawers

Tip: Pedestals are installed in the field.

Specification Information

Dimensions			Knee-space	Style Number	U.S. Base Prices	
D	W	H			Square Edge Profile	Tapered Edge Profile
					Suffix A	Suffix B

Left-Hand Returns

With One 18"W Pedestal

25"	42"	29"	24"	DR2542L	\$2395	\$2523
25"	48"	29"	30"	DR2548L	\$2461	\$2589

With One 30"W Pedestal

25"	54"	29"	24"	DR2554L	\$2502	\$2630
25"	60"	29"	30"	DR2560L	\$3124	\$3252
25"	66"	29"	36"	DR2566L	\$3171	\$3299
25"	72"	29"	42"	DR2572L	\$3225	\$3353

With One 30"W Pedestal and One 18"W Pedestal

25"	78"	29"	30"	DR2578L	\$4930	\$5058
:	:	:	:	:	:	:

Right-Hand Returns

With One 18"W Pedestal

25"	42"	29"	24"	DR2542R	\$2395	\$2523
25"	48"	29"	30"	DR2548R	\$2461	\$2589

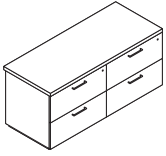
With One 30"W Pedestal

25"	54"	29"	24"	DR2554R	\$2502	\$2630
25"	60"	29"	30"	DR2560R	\$3124	\$3252
25"	66"	29"	36"	DR2566R	\$3171	\$3299
25"	72"	29"	42"	DR2572R	\$3225	\$3353

With One 30"W Pedestal and One 18"W Pedestal

25"	78"	29"	30"	DR2578R	\$4930	\$5058
:	:	:	:	:	:	:

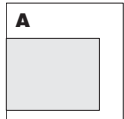
Credenzas



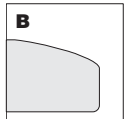
Tip: To specify different pedestal configurations or contrasting surface materials, use build-up components.

► Page 379–424

Tip: Configured credenzas are for applications without overhead storage only.



Square edge profile



Tapered edge profile

Tip: Composite veneers are not available on tapered edge profile.

Standard Includes		Required to Specify	
► Need help? Product details, page 362	<ul style="list-style-type: none"> Credenza: wood Worksurface with square or tapered edge profile on front edge Square edge profile on side edges Full-height, field-installed pedestals with bevel or nile pulls Field-installed end panel on kneespace credenza: wood Locks, keyed random: 9201 Polished Chrome One hanging file system per file drawer Leveling glides: black only 	1 Style number with appropriate edge profile suffix (see edge profiles below) 2 Wood color number for credenza 3 Pulls and paint or metal color number (see below) 4 Options, if selected (see below) ► See <i>Surface Materials</i> , page 570.	
Options		U.S. Price	Required to Specify
Surface Materials	<ul style="list-style-type: none"> Premium wood 2 Premium wood 3 Customiz stain on wood 	+\$ 322 +\$1124 No cost	Specify Premium wood 2 finish number. Specify Premium wood 3 finish number. Specify <i>with Customiz stain</i> . ► See <i>Surface Materials Reference Manual</i> .
	Full-fill finish on credenzas with square edge		
	<ul style="list-style-type: none"> On credenzas less than 96"W On 96"W credenzas 	+\$ 69 +\$ 96	Specify <i>with full-fill finish</i> and select wood color number. Specify <i>with full-fill finish</i> and select wood color number.
Drawer Pulls	<ul style="list-style-type: none"> Bevel pull 	No cost	Specify <i>with bevel pull</i> and select 0835 Black, 4799 Platinum, 9201 Polished Chrome, or 9211 Nickel.
	<ul style="list-style-type: none"> Nile pull 	No cost	Specify <i>with nile pull</i> and select 0835 Black, 4799 Platinum, 9201 Polished Chrome, or 9211 Nickel.
Grommets	<ul style="list-style-type: none"> Left-hand grommet 	+\$ 103	Specify <i>with GRMMT1</i> and select 2970 Cameo White or 2971 Nocturne Black.
	<ul style="list-style-type: none"> Right-hand grommet 	+\$ 103	Specify <i>with GRMMT2</i> and select 2970 Cameo White or 2971 Nocturne Black.
	<ul style="list-style-type: none"> Center grommet 	+\$ 103	Specify <i>with GRMMT3</i> and select 2970 Cameo White or 2971 Nocturne Black.
Lock and Keying	Lock		
	<ul style="list-style-type: none"> Ember chrome 	No cost	Specify <i>with 9250 Ember Chrome lock</i> .
	Keying		
	<ul style="list-style-type: none"> Factory- and field-installed keying 		► Page 588
Related Products	<ul style="list-style-type: none"> Power and communication accessories 		► Page 423



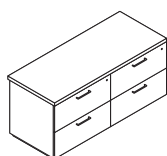
For Canadian Pricing

Multiply U.S. Price by the Canadian price factor.

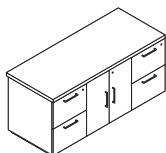
► See page 1 for details.

Tip: Your specification is not complete until you add a suffix to define the work-surface edge profile.

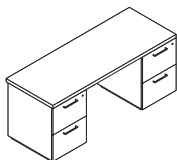
Tip: Configured credenzas are for applications without overhead storage only.



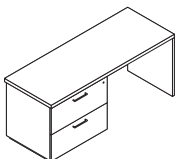
- Four lateral file drawers



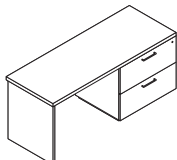
- Left: two file drawers
- Center: double-door cabinet
- Right: two file drawers



- Left: two file drawers
- Right: two file drawers



- Left: two lateral file drawers
- Right: knee-space



- Left: knee-space
- Right: two lateral file drawers

Tip: Pedestals and end panels are installed in the field.

Specification Information

Dimensions			Knee-space	Style Number	U.S. Base Prices	
D	W	H			Square Edge Profile	Tapered Edge Profile
					Suffix A	Suffix B

Full Credenzas

With Four Lateral File Drawers

25"	60"	29"	N.A.	DC2L2560 __	\$5298	\$5426
25"	72"	29"	N.A.	DC2L2572 __	\$5999	\$6127

With Two File/File Pedestals and Double-Door Cabinet

25"	66"	29"	N.A.	DC2566 __	\$6344	\$6472
25"	72"	29"	N.A.	DC2572 __	\$6691	\$6819

Center Kneespace Credenzas

25"	66"	29"	30"	DCCK2566 __	\$4174	\$4302
25"	72"	29"	36"	DCCK2572 __	\$4227	\$4355

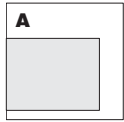
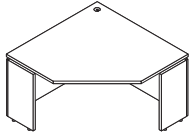
Left-Hand Credenzas

25"	72"	29"	42"	DCCK2572L __	\$3773	\$3901
25"	78"	29"	48"	DCCK2578L __	\$3821	\$3949
25"	84"	29"	54"	DCCK2584L __	\$4018	\$4146
25"	90"	29"	60"	DCCK2590L __	\$4732	\$4860
25"	96"	29"	66"	DCCK2596L __	\$4975	\$5103

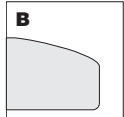
Right-Hand Credenzas

25"	72"	29"	42"	DCCK2572R __	\$3773	\$3901
25"	78"	29"	48"	DCCK2578R __	\$3821	\$3949
25"	84"	29"	54"	DCCK2584R __	\$4018	\$4146
25"	90"	29"	60"	DCCK2590R __	\$4732	\$4860
25"	96"	29"	66"	DCCK2596R __	\$4975	\$5103

Freestanding Corner Units



Square edge profile



Tapered edge profile

Tip: Composite veneers are not available on tapered edge profile.

Tip: Your specification is not complete until you add a suffix to define the worksurface edge profile.

*Tip: Freestanding corner units are to be used with credenza worksurfaces only. They are **not** designed to connect with returns.*

► Need help?
Product details,
page 363

Standard Includes

- Corner unit: wood
- Worksurface with square or tapered edge profile on front edge
- Square edge on attachment side
- Square edge profile on back and side edges
- Full-height, field-installed support panels
- Leveling glides: black only
- Attachment hardware
- Round grommet

Required to Specify

- 1 Style number with appropriate edge profile suffix (see edge profiles below)
 - 2 Wood color number
 - 3 Options, if selected (see below)
- See *Surface Materials*, page 570.

Options	U.S. Price	Required to Specify
Surface Materials	<ul style="list-style-type: none"> • Premium wood 2 +\$244 • Premium wood 3 +\$851 • Customiz stain on wood No cost • Full-fill finish on corner units with square edge +\$121 	Specify Premium wood 2 finish number. Specify Premium wood 3 finish number. Specify <i>with Customiz stain</i> . ► See <i>Surface Materials Reference Manual</i> . Specify <i>with full-fill finish</i> and select wood color number.
Related Products	• Credenza worksurfaces	► Page 384

Specification Information

Dimensions			Style Number	U.S. Base Prices	
D	W	H		Square Edge Profile Suffix A	Tapered Edge Profile Suffix B
48"	48"	29"	DC4848__	\$2836	\$2964

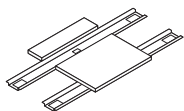


For Canadian Pricing

Multiply U.S. Price by the Canadian price factor.

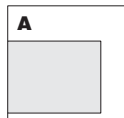
► See page 1 for details.

Tech Center Worksurfaces

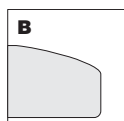


Tip: You must specify a tech center leaf for use on each side of the tech center work surface.

► Page 380



Square edge profile



Tapered edge profile

Tip: Composite veneers are not available on tapered edge profile.

Tip: Order five technology covers to conceal the technology trough on tech center work surfaces.

► Page 423

Tip: You must use pedestals for use with 36"D tech center work surfaces.

► Page 396

Tip: Your specification is not complete until you add a suffix to define the work surface edge profile.

Tip: Tech center work surfaces must be supported by 30"D end panels or pedestals for use with tech center work surface.

► Pages 393 and 396

Standard Includes

► Need help?
Product details,
page 360

- Tech center work surface: wood or leather
- Work surface with square or tapered edge profile on front and back edges
- Square edge profile on side edges
- Tech center sleeve: paint
- Technology trough: black metal only
- Attachment hardware

Required to Specify

- 1 Style number with appropriate edge profile suffix (see edge profiles below)
 - 2 Wood or leather color number for work surface
 - 3 Paint number for tech center sleeve
 - 4 Options, if selected (see below)
- See *Surface Materials*, page 570.

	Options	U.S. Price	Required to Specify
Surface Materials	• Premium wood 2	+\$ 47	Specify Premium wood 2 finish number. Specify Premium wood 3 finish number. Specify with <i>Customiz stain</i> . ► See <i>Surface Materials Reference Manual</i> . Specify with <i>full-fill finish</i> and select wood color number.
	• Premium wood 3	+\$164	
	• Customiz stain on wood	No cost	
	• Full-fill finish on work surfaces with square edge	+\$ 47	
Related Products	• Metal flex bases		► Page 392
	• Power and communication accessories		► Page 423
	• Pedestals for use with tech center work surfaces		► Page 396

Specification Information

Dimensions D W	Style Number	U.S. Base Prices	
		Square Edge Profile	Tapered Edge Profile
		Suffix A	Suffix B

Tech Center Worksurface

Wood				
36"	30"	DSW3630__	\$1282	\$1509
Leather				
36"	30"	DSW3630L__	\$2354	\$2581

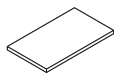


For Canadian Pricing

Multiply U.S. Price by the Canadian price factor.

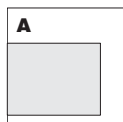
► See page 1 for details.

Tech Center Leaves

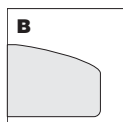


Tip: Tech center leaves are for use on each side of a tech center worksurface.

► Page 379



Square edge profile



Tapered edge profile

Tip: Composite veneers are not available on tapered edge profile.

	Standard Includes	Required to Specify
► Need help? Product details, page 360	<ul style="list-style-type: none"> Tech center leaf, if selected: wood Rectangular leaf worksurface, if selected, with square or tapered edge profile on front and back edges Bullet and conference leaf worksurfaces, if selected, with square or tapered edge profile on front, back, and radius edges Extended leaf worksurface, if selected, with square or tapered edge profile on user's and front edges Square edge profile on side edges <i>Exception: Coped edge profile on attachment side of extended leaf worksurface for use as a bridge</i> Attachment hardware 	1 Style number with appropriate edge profile suffix (see edge profiles below) 2 Wood color number for leaf 3 Options, if selected (see below) ► See <i>Surface Materials</i> , page 570.

	Options	U.S. Price	Required to Specify
Surface Materials	<ul style="list-style-type: none"> Premium wood 2 Premium wood 3 Customiz stain on wood 	Prices at right Prices at right No cost	Specify Premium wood 2 finish number. Specify Premium wood 3 finish number. Specify <i>with Customiz stain</i> . ► See <i>Surface Materials Reference Manual</i> . Specify <i>with full-fill finish</i> and select wood color number.
	<ul style="list-style-type: none"> Full-fill finish on leaf worksurfaces with square edge 	Prices at right	
Related Products	<ul style="list-style-type: none"> Power and communication accessories Metal flex bases Cable manager 		► Page 423 ► Page 392 ► Page 540

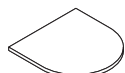
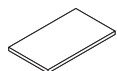


For Canadian Pricing

Multiply U.S. Price by the Canadian price factor.

► See page 1 for details.

Tip: Your specification is not complete until you add a suffix to define the work-surface edge profile.



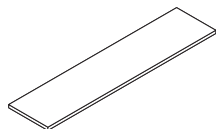
Tip: Bullet leaf must be supported by 24" metal flex bases.

► Page 392



Tip: Conference leaf must be supported by 30" metal flex bases.

► Page 392



Tip: Tech center desks are not designed for use with bridges or returns. Use extended leaves to create "L" and "U" configurations.



For Canadian Pricing

Multiply U.S. Price by the Canadian price factor.

► See page 1 for details.

Specification Information

Dimensions D W	Style Number	U.S. Base Prices		Options (Add \$ to Base Price)		Premium Wood	Full-Fill Finish
		Square Edge Profile	Tapered Edge Profile				
		Suffix A	Suffix B	Wood 2	Wood 3		

Rectangular Leaf

36"	21"	DSL3621 __	\$ 542	\$ 769	+\$28	+\$ 94	+\$29
:	:	:	:	:	:	:	:

Bullet Leaf

36"	38½"	DSB3636 __	\$1037	\$1358	+\$47	+\$164	+\$47
:	:	:	:	:	:	:	:

Conference Leaf

48"	48"	DSC4848 __	\$1200	\$1521	+\$69	+\$242	+\$69
:	:	:	:	:	:	:	:

Extended Leaves

For Use as a Left-Hand Return

90"	25"	DSE9025L __	\$1512	\$1739	+\$69	+\$242	+\$69
-----	-----	--------------------	--------	--------	-------	--------	-------

For Use as a Right-Hand Return

90"	25"	DSE9025R __	\$1512	\$1739	+\$69	+\$242	+\$69
-----	-----	--------------------	--------	--------	-------	--------	-------

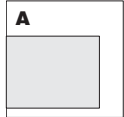
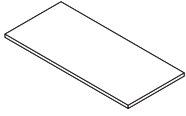
For Use as a Left-Hand Bridge

90"	25"	DSE9025LU __	\$1859	\$2086	+\$69	+\$242	+\$69
-----	-----	---------------------	--------	--------	-------	--------	-------

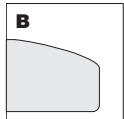
For Use as a Right-Hand Bridge

90"	25"	DSE9025RU __	\$1859	\$2086	+\$69	+\$242	+\$69
:	:	:	:	:	:	:	:

Desk Worksurfaces



Square edge profile



Tapered edge profile

Tip: Composite veneers are not available on tapered edge profile.

Tip: Bullet and conference desk worksurfaces can be installed in either a left- or right-hand orientation in the field. However, when you specify a factory-installed grommet, you must choose either a left- or right-hand orientation, and the work-surface will no longer be non-handed. Left-hand worksurfaces extend to the left and are attached to the right relative to the user. Right-hand orientation is opposite relative to the user.

Standard Includes		Required to Specify	
► Need help? Product details, page 360	<ul style="list-style-type: none">• Desk worksurface: wood• Worksurface with square or tapered edge profile on front and back edges• Square edge profile on side edges	1 Style number with appropriate edge profile suffix (see edge profiles below) 2 Wood color number for worksurface 3 Options, if selected (see below) ► See <i>Surface Materials</i> , page 570.	
	Options	U.S. Price	Required to Specify
Surface Materials	<ul style="list-style-type: none">• Premium wood 2• Premium wood 3• Customiz stain on wood	Prices at right Prices at right No cost	Specify Premium wood 2 finish number. Specify Premium wood 3 finish number. Specify <i>with Customiz stain</i> . ► See <i>Surface Materials Reference Manual</i> .
	<ul style="list-style-type: none">• Full-fill finish on worksurfaces with square edge	Prices at right	Specify <i>with full-fill finish</i> and select wood color number.
Grommets	Rectangular desk worksurface		
	<ul style="list-style-type: none">• Left-hand grommet	+\$103	Specify <i>with GRMMT1</i> and select 2970 Cameo White or 2971 Nocturne Black.
	<ul style="list-style-type: none">• Right-hand grommet	+\$103	Specify <i>with GRMMT2</i> and select 2970 Cameo White or 2971 Nocturne Black.
	<ul style="list-style-type: none">• Center grommet	+\$103	Specify <i>with GRMMT3</i> and select 2970 Cameo White or 2971 Nocturne Black.
	Bullet and conference desk worksurface, left-hand orientation		
	<ul style="list-style-type: none">• Right-hand grommet	+\$103	Specify <i>with GRMMT2</i> and select 2970 Cameo White or 2971 Nocturne Black.
	<ul style="list-style-type: none">• Center grommet	+\$103	Specify <i>with GRMMT3L</i> and select 2970 Cameo White or 2971 Nocturne Black.
	Bullet and conference desk worksurface, right-hand orientation		
	<ul style="list-style-type: none">• Left-hand grommet	+\$103	Specify <i>with GRMMT1</i> and select 2970 Cameo White or 2971 Nocturne Black.
	<ul style="list-style-type: none">• Center grommet	+\$103	Specify <i>with GRMMT3R</i> and select 2970 Cameo White or 2971 Nocturne Black.
Related Products	<ul style="list-style-type: none">• Power and communication accessories• Metal flex bases• Pedestals• Cable manager	► Page 423 ► Page 392 ► Page 398 ► Page 540	

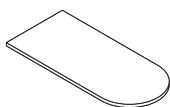
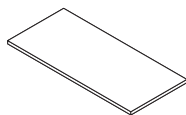


For Canadian Pricing

Multiply U.S. Price by the Canadian price factor.

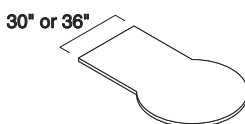
► See page 1 for details.

Tip: Your specification is not complete until you add a suffix to define the work-surface edge profile.



Tip: Bullet desk worksurfaces must be used with 24" metal flex bases.

► Page 392



Tip: 42"D conference desk worksurfaces must be used with 24" metal flex bases, and 48"D conference desk worksurfaces must be used with 30" metal flex bases.

► Page 392

Specification Information

Dimensions D W	Style Number	U.S. Base Prices		Options (Add \$ to Base Price)		Premium Wood	Full-Fill Finish on Square Edge
		Square Edge Profile	Tapered Edge Profile				
		Suffix A	Suffix B	Wood 2	Wood 3		

Rectangular Desk Worksurfaces

30"	66"	DWD3066 __	\$ 973	\$1200	+\$ 69	+\$242	+\$ 69
30"	72"	DWD3072 __	\$1017	\$1244	+\$ 69	+\$242	+\$ 69
30"	78"	DWD3078 __	\$1068	\$1295	+\$ 96	+\$335	+\$ 96
36"	66"	DWD3666 __	\$1174	\$1401	+\$ 96	+\$335	+\$ 96
36"	72"	DWD3672 __	\$1219	\$1446	+\$ 96	+\$335	+\$ 96
36"	78"	DWD3678 __	\$1288	\$1515	+\$ 96	+\$335	+\$ 96
36"	84"	DWD3684 __	\$1457	\$1684	+\$ 96	+\$335	+\$ 96

Bullet Desk Worksurfaces

30"	66"	DWB3066 __	\$1392	\$1713	+\$ 69	+\$242	+\$ 69
30"	72"	DWB3072 __	\$1461	\$1782	+\$ 69	+\$242	+\$ 69
30"	78"	DWB3078 __	\$1530	\$1851	+\$ 96	+\$335	+\$ 96
36"	66"	DWB3666 __	\$1476	\$1797	+\$ 96	+\$335	+\$ 96
36"	72"	DWB3672 __	\$1546	\$1867	+\$ 96	+\$335	+\$ 96
36"	78"	DWB3678 __	\$1613	\$1934	+\$ 96	+\$335	+\$ 96
36"	84"	DWB3684 __	\$1753	\$2074	+\$ 96	+\$335	+\$ 96

Conference Desk Worksurfaces

42"	72"	DWP4272 __	\$1801	\$2122	+\$124	+\$436	+\$122
42"	78"	DWP4278 __	\$1857	\$2178	+\$124	+\$436	+\$122
48"	78"	DWP4878 __	\$1946	\$2267	+\$157	+\$546	+\$156
48"	84"	DWP4884 __	\$2057	\$2378	+\$157	+\$546	+\$156

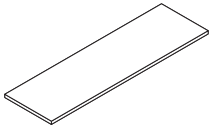


For Canadian Pricing

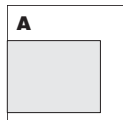
Multiply U.S. Price by the Canadian price factor.

► See page 1 for details.

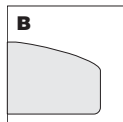
Credenza Worksurfaces



Tip: When creating credenza configurations, any kneespace greater than 54"W must have a center kneespace panel.
 ▶ Page 393



Square edge profile



Tapered edge profile

Tip: Composite veneers are not available on tapered edge profile.

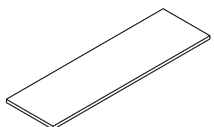
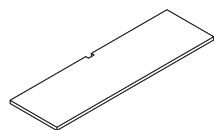
Standard Includes		Required to Specify
▶ Need help? Product details, page 361	<ul style="list-style-type: none"> Credenza worksurface: wood Worksurface with square or tapered edge profile on front edge Square edge profile on all other sides 	1 Style number with appropriate edge profile suffix (see edge profiles below) 2 Wood color number for worksurface 3 Options, if selected (see below) ▶ See <i>Surface Materials</i> , page 570.

	Options	U.S. Price	Required to Specify
Surface Materials	<ul style="list-style-type: none"> Premium wood 2 Premium wood 3 Customiz stain on wood 	Prices at right Prices at right No cost	Specify Premium wood 2 finish number. Specify Premium wood 3 finish number. Specify <i>with Customiz stain</i> . ▶ See <i>Surface Materials Reference Manual</i> .
	<ul style="list-style-type: none"> Full-fill finish on worksurfaces with square edge 	Prices at right	Specify <i>with full-fill finish</i> and select wood color number.
Grommets	<ul style="list-style-type: none"> Left-hand grommet 	+\$103	Specify <i>with GRMMT1</i> and select 2970 Cameo White or 2971 Nocturne Black.
	<ul style="list-style-type: none"> Right-hand grommet 	+\$103	Specify <i>with GRMMT2</i> and select 2970 Cameo White or 2971 Nocturne Black.
	<ul style="list-style-type: none"> Center grommet 	+\$103	Specify <i>with GRMMT3</i> and select 2970 Cameo White or 2971 Nocturne Black.
Related Products	<ul style="list-style-type: none"> Power and communication accessories Cable manager 		▶ Page 423 ▶ Page 540



For Canadian Pricing
 Multiply U.S. Price by the Canadian price factor.
 ▶ See page 1 for details.

Tip: Your specification is not complete until you add a suffix to define the work-surface edge profile.



Specification Information

Dimensions D W	Style Number	U.S. Base Prices		Options (Add \$ to Base Price)		
		Square Edge Profile	Tapered Edge Profile	Premium Wood	Full-Fill Finish on Square Edge	
		Suffix A	Suffix B	Wood 2	Wood 3	

Credenza Worksurfaces for Use with Overhead Storage

25"	54"	DWCC2554	\$ 771	\$ 899	+\$47	+\$164	+\$47
25"	60"	DWCC2560	\$ 806	\$ 934	+\$69	+\$242	+\$69
25"	66"	DWCC2566	\$ 856	\$ 984	+\$69	+\$242	+\$69
25"	72"	DWCC2572	\$ 907	\$1035	+\$69	+\$242	+\$69
25"	78"	DWCC2578	\$ 952	\$1080	+\$69	+\$242	+\$69
25"	84"	DWCC2584	\$1152	\$1280	+\$69	+\$242	+\$69
25"	90"	DWCC2590	\$1359	\$1487	+\$69	+\$242	+\$69
25"	96"	DWCC2596	\$1601	\$1729	+\$96	+\$335	+\$96

Credenza Worksurfaces for Use without Overhead Storage

25"	54"	DWC2554	\$ 771	\$ 899	+\$47	+\$164	+\$47
25"	60"	DWC2560	\$ 806	\$ 934	+\$69	+\$242	+\$69
25"	66"	DWC2566	\$ 856	\$ 984	+\$69	+\$242	+\$69
25"	72"	DWC2572	\$ 907	\$1035	+\$69	+\$242	+\$69
25"	78"	DWC2578	\$ 952	\$1080	+\$69	+\$242	+\$69
25"	84"	DWC2584	\$1152	\$1280	+\$69	+\$242	+\$69
25"	90"	DWC2590	\$1359	\$1487	+\$69	+\$242	+\$69
25"	96"	DWC2596	\$1601	\$1729	+\$96	+\$335	+\$96
25"	102"	DWC25102	\$1845	\$1973	+\$96	+\$335	+\$96
25"	108"	DWC25108	\$2102	\$2230	+\$96	+\$335	+\$96

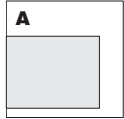
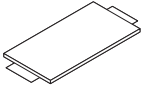


For Canadian Pricing

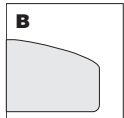
Multiply U.S. Price by the Canadian price factor.

► See page 1 for details.

Bridge Worksurfaces



Square edge profile



Tapered edge profile

Tip: Composite veneers are not available on tapered edge profile.

Tip: Your specification is not complete until you add a suffix to define the work-surface edge profile.

	Standard Includes	Required to Specify
► Need help? Product details, page 363	<ul style="list-style-type: none"> Bridge worksurface: wood Worksurface with square or tapered edge profile on front edge Coped edge on attachment sides Square edge profile on back edge Attachment hardware 	1 Style number with appropriate edge profile suffix (see edge profiles below) 2 Wood color number for worksurface 3 Options, if selected (see below) ► See <i>Surface Materials</i> , page 570.

	Options	U.S. Price	Required to Specify
Surface Materials	<ul style="list-style-type: none"> Premium wood 2 Premium wood 3 Customiz stain on wood Full-fill finish on worksurfaces with square edge 	+\$ 47 +\$164 No cost +\$ 47	Specify Premium wood 2 finish number. Specify Premium wood 3 finish number. Specify <i>with Customiz stain</i> . ► See <i>Surface Materials Reference Manual</i> . Specify <i>with full-fill finish</i> and select wood color number.
Grommets	<ul style="list-style-type: none"> Center grommet 	+\$103	Specify <i>with GRMMT3</i> and select 2970 Cameo White or 2971 Nocturne Black.
Related Products	<ul style="list-style-type: none"> Power and communication accessories Cable manager 		► Page 423 ► Page 540

Specification Information				
Dimensions		Style Number	U.S. Base Prices	
D	W		Square Edge Profile	Tapered Edge Profile
			Suffix A	Suffix B

Bridge Worksurface

25"	42"	DWU2542__	\$804	\$ 932
25"	48"	DWU2548__	\$870	\$ 998
25"	54"	DWU2554__	\$916	\$1044
:	:	:	:	:



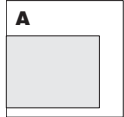
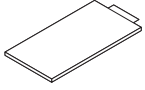
For Canadian Pricing

Multiply U.S. Price by the Canadian price factor.

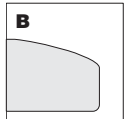
► See page 1 for details.



Return Worksurfaces



Square edge profile



Tapered edge profile

Tip: Composite veneers are not available on tapered edge profile.

Standard Includes		Required to Specify	
► Need help? Product details, page 361	<ul style="list-style-type: none"> Return worksurface: wood Worksurface with square or tapered edge profile on front edge Coped edge on attachment side Square edge profile on back and side edges Attachment hardware 	1 Style number with appropriate edge profile suffix (see edge profiles below) 2 Wood color number for worksurface 3 Options, if selected (see below) ► See <i>Surface Materials</i> , page 570.	
Surface Materials	Options	U.S. Price	Required to Specify
	<ul style="list-style-type: none"> Premium wood 2 Premium wood 3 Customiz stain on wood 	Prices at right Prices at right No cost	Specify Premium wood 2 finish number. Specify Premium wood 3 finish number. Specify with <i>Customiz stain</i> . ► See <i>Surface Materials Reference Manual</i> .
	<ul style="list-style-type: none"> Full-fill finish on worksurfaces with square edge 	Prices at right	Specify with <i>full-fill finish</i> and select wood color number.
Grommets	Left-hand return		
	<ul style="list-style-type: none"> Left-hand grommet 	+\$103	Specify with <i>GRMMT1</i> and select 2970 Cameo White or 2971 Nocturne Black.
	<ul style="list-style-type: none"> Center grommet 	+\$103	Specify with <i>GRMMT3</i> and select 2970 Cameo White or 2971 Nocturne Black.
	Right-hand return		
	<ul style="list-style-type: none"> Right-hand grommet 	+\$103	Specify with <i>GRMMT2</i> and select 2970 Cameo White or 2971 Nocturne Black.
	<ul style="list-style-type: none"> Center grommet 	+\$103	Specify with <i>GRMMT3</i> and select 2970 Cameo White or 2971 Nocturne Black.
Related Products	<ul style="list-style-type: none"> Power and communication accessories Cable manager 		► Page 423 ► Page 540

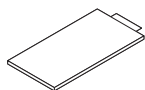


For Canadian Pricing

Multiply U.S. Price by the Canadian price factor.

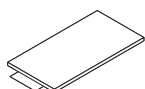
► See page 1 for details.

Tip: Your specification is not complete until you add a suffix to define the work-surface edge profile.



Tip: When creating return configurations, any kneespace greater than 54"W must have a center kneespace panel.

► Page 393



Specification Information

Dimensions D W	Style Number	U.S. Base Prices		Options (Add \$ to Base Price)		Premium Wood Wood 2 Wood 3	Full-Fill Finish
		Square Edge Profile Suffix A	Tapered Edge Profile Suffix B				

Left-Hand Return Worksurfaces

25"	36"	DWL2536L__	\$ 673	\$ 801	+\$47	+\$164	+\$47
25"	42"	DWL2542L__	\$ 736	\$ 864	+\$47	+\$164	+\$47
25"	48"	DWL2548L__	\$ 800	\$ 928	+\$47	+\$164	+\$47
25"	54"	DWL2554L__	\$ 841	\$ 969	+\$47	+\$164	+\$47
25"	60"	DWL2560L__	\$ 878	\$1006	+\$69	+\$242	+\$69
25"	66"	DWL2566L__	\$ 927	\$1055	+\$69	+\$242	+\$69
25"	72"	DWL2572L__	\$ 977	\$1105	+\$69	+\$242	+\$69
25"	78"	DWL2578L__	\$1025	\$1153	+\$69	+\$242	+\$69
25"	84"	DWL2584L__	\$1223	\$1351	+\$69	+\$242	+\$69
:	:	:	:	:	:	:	:

Right-Hand Return Worksurfaces

25"	36"	DWL2536R__	\$ 673	\$ 801	+\$47	+\$164	+\$47
25"	42"	DWL2542R__	\$ 736	\$ 864	+\$47	+\$164	+\$47
25"	48"	DWL2548R__	\$ 800	\$ 928	+\$47	+\$164	+\$47
25"	54"	DWL2554R__	\$ 841	\$ 969	+\$47	+\$164	+\$47
25"	60"	DWL2560R__	\$ 878	\$1006	+\$69	+\$242	+\$69
25"	66"	DWL2566R__	\$ 927	\$1055	+\$69	+\$242	+\$69
25"	72"	DWL2572R__	\$ 977	\$1105	+\$69	+\$242	+\$69
25"	78"	DWL2578R__	\$1025	\$1153	+\$69	+\$242	+\$69
25"	84"	DWL2584R__	\$1223	\$1351	+\$69	+\$242	+\$69
:	:	:	:	:	:	:	:

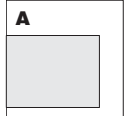
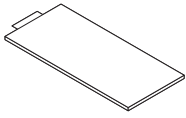


For Canadian Pricing

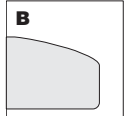
Multiply U.S. Price by the Canadian price factor.

► See page 1 for details.

Run-Off Worksurfaces



Square edge profile



Tapered edge profile

Tip: Composite veneers are not available on tapered edge profile.

Tip: Run-off worksurfaces can be installed in either a left- or right-hand orientation in the field. However, when you specify a factory-installed grommet, you must choose either a left- or right-hand orientation, and the worksurface will no longer be non-handed. Left-hand worksurfaces extend to the left and are attached to the right relative to the user. Right-hand orientation is opposite relative to the user.

Standard Includes		Required to Specify	
► Need help? Product details, page 361	<ul style="list-style-type: none"> Run-off worksurface: wood Worksurface with square or tapered edge profile on front and back edges Coped edge on attachment side Square edge profile on opposite side Attachment hardware 	1 Style number with appropriate edge profile suffix (see edge profiles below) 2 Wood color number for worksurface 3 Options, if selected (see below) ► See <i>Surface Materials</i> , page 570.	
Surface Materials	Options	U.S. Price	Required to Specify
	<ul style="list-style-type: none"> Premium wood 2 Premium wood 3 Customiz stain on wood 	Prices at right Prices at right No cost	Specify Premium wood 2 finish number. Specify Premium wood 3 finish number. Specify <i>with Customiz stain</i> . ► See <i>Surface Materials Reference Manual</i> .
	<ul style="list-style-type: none"> Full-fill finish on worksurfaces with square edge 	Prices at right	Specify <i>with full-fill finish</i> and select wood color number.
Grommets	Rectangular worksurface, left-hand orientation		
	<ul style="list-style-type: none"> Left-hand grommet 	+\$103	Specify <i>with GRMMT1</i> and select 2970 Cameo White or 2971 Nocturne Black.
	<ul style="list-style-type: none"> Center grommet 	+\$103	Specify <i>with GRMMT3L</i> and select 2970 Cameo White or 2971 Nocturne Black.
	Rectangular worksurface, right-hand orientation		
	<ul style="list-style-type: none"> Right-hand grommet 	+\$103	Specify <i>with GRMMT2</i> and select 2970 Cameo White or 2971 Nocturne Black.
	<ul style="list-style-type: none"> Center grommet 	+\$103	Specify <i>with GRMMT3R</i> and select 2970 Cameo White or 2971 Nocturne Black.
	Bullet and conference worksurface, left-hand orientation		
	<ul style="list-style-type: none"> Center grommet 	+\$103	Specify <i>with GRMMT3L</i> and select 2970 Cameo White or 2971 Nocturne Black.
	Bullet and conference worksurface, right-hand orientation		
	<ul style="list-style-type: none"> Center grommet 	+\$103	Specify <i>with GRMMT3R</i> and select 2970 Cameo White or 2971 Nocturne Black.
Related Products	<ul style="list-style-type: none"> Power and communication accessories Metal flex bases Cable manager 		
			► Page 423 ► Page 392 ► Page 540

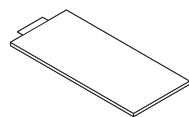


For Canadian Pricing

Multiply U.S. Price by the Canadian price factor.

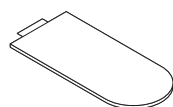
► See page 1 for details.

Tip: Your specification is not complete until you add a suffix to define the work-surface edge profile.



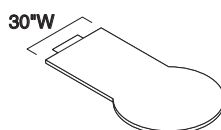
Tip: Rectangular run-off worksurfaces must be attached to a credenza work-surface at one end and supported by pedestals, support panel, or an X-flex base at the other end.

► Pages 384 and 392–393



Tip: Bullet run-off worksurfaces must be attached to a credenza work-surface at one end and supported by a 24" X-flex base at the other end.

► Pages 384 and 392



Tip: 42"D conference run-off worksurfaces must be attached to a credenza work-surface at one end and supported by a 24" X-flex base at the other end.

► Pages 384 and 392

Specification Information

Dimensions D W	Style Number	U.S. Base Prices		Options (Add \$ to Base Price)	
		Square Edge Profile	Tapered Edge Profile	Premium Wood	Full-Fill Finish on Square Edge
		Suffix A	Suffix B	Wood 2	Wood 3

Rectangular Run-Off Worksurfaces

30"	60"	DWDR3060__	\$1136	\$1363	+\$ 69	+\$242	+\$ 69
30"	66"	DWDR3066__	\$1188	\$1415	+\$ 69	+\$242	+\$ 69
30"	72"	DWDR3072__	\$1231	\$1458	+\$ 69	+\$242	+\$ 69
36"	60"	DWDR3660__	\$1346	\$1573	+\$ 69	+\$242	+\$ 69
36"	66"	DWDR3666__	\$1387	\$1614	+\$ 96	+\$335	+\$ 96
36"	72"	DWDR3672__	\$1434	\$1661	+\$ 96	+\$335	+\$ 96

Bullet Run-Off Worksurfaces

30"	48"	DWBR3048__	\$1464	\$1785	+\$ 69	+\$242	+\$ 69
30"	54"	DWBR3054__	\$1508	\$1829	+\$ 69	+\$242	+\$ 69
30"	60"	DWBR3060__	\$1551	\$1872	+\$ 69	+\$242	+\$ 69
30"	66"	DWBR3066__	\$1606	\$1927	+\$ 69	+\$242	+\$ 69
30"	72"	DWBR3072__	\$1677	\$1998	+\$ 69	+\$242	+\$ 69
36"	48"	DWBR3648__	\$1562	\$1883	+\$ 69	+\$242	+\$ 69
36"	54"	DWBR3654__	\$1606	\$1927	+\$ 69	+\$242	+\$ 69
36"	60"	DWBR3660__	\$1657	\$1978	+\$ 69	+\$242	+\$ 69
36"	66"	DWBR3666__	\$1691	\$2012	+\$ 96	+\$335	+\$ 96
36"	72"	DWBR3672__	\$1760	\$2081	+\$ 96	+\$335	+\$ 96

Conference Run-Off Worksurfaces

42"	48"	DWPR4248__	\$1724	\$2045	+\$ 69	+\$242	+\$ 69
42"	54"	DWPR4254__	\$1778	\$2099	+\$ 69	+\$242	+\$ 69
42"	60"	DWPR4260__	\$1833	\$2154	+\$ 96	+\$335	+\$ 96
42"	66"	DWPR4266__	\$1888	\$2209	+\$ 96	+\$335	+\$ 96
42"	72"	DWPR4272__	\$1942	\$2263	+\$124	+\$436	+\$122
42"	78"	DWPR4278__	\$2000	\$2321	+\$124	+\$436	+\$122

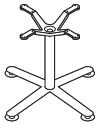


For Canadian Pricing

Multiply U.S. Price by the Canadian price factor.

► See page 1 for details.

Metal Flex Bases



Tip: Use 24" flex base with worksurfaces that are 30"D to 42"D. Use 30" flex base with worksurfaces greater than 42"D.

Standard Includes		Required to Specify
► Need help? Product details, page 363	<ul style="list-style-type: none"> • Metal X-flex base: paint or metal • Glides: black plastic • Attachment hardware 	1 Style number 2 Paint or metal color number for base: 0835 Black 4798 Sterling 4799 Platinum 3 Options, if selected (see below) ► See <i>Surface Materials</i> , page 570.

	Options	U.S. Price	Required to Specify
Surface Materials	• Brushed Aluminum	+\$172	Specify with 8042 Brushed Aluminum.
	• Polished Aluminum	+\$172	Specify with 8046 Polished Aluminum.

Specification Information				
• Dimensions			• Style	• U.S.
D	W	H	Number	Base Price
24"	24"	27"	CFLEXX24	\$1247
30"	30"	27"	CFLEXX30	\$1368
:	:	:	:	:



For Canadian Pricing

Multiply U.S. Price by the Canadian price factor.

► See page 1 for details.

Support Panels

Standard Includes	Required to Specify
<ul style="list-style-type: none"> Panel: wood Leveling glides: black plastic only Attachment hardware 	1 Style number 2 Wood color number for panel 3 Options, if selected (see below) ▶ See <i>Surface Materials</i> , page 570.

	Options	U.S. Price	Required to Specify
Surface Materials	• Premium wood 2	+\$28	Specify Premium wood 2 finish number.
	• Premium wood 3	+\$94	Specify Premium wood 3 finish number.
	• Customiz stain on wood	No cost	Specify <i>with Customiz stain</i> . ▶ See <i>Surface Materials Reference Manual</i> .

Specification Information				
Dimensions			Style	U.S.
D	W	H	Number	Base Price
:	:	:	:	:
:	:	:	:	:

Left-Hand End Panels

For Use with Credenzas, Returns, and 30"D Desks and Run-Offs

24"	18"	25¼"	DEP2418L	\$623
-----	-----	------	-----------------	-------

For Use with 36"D Desks and Run-Offs

30"	18"	25¼"	DEP3018L	\$637
-----	-----	------	-----------------	-------

Right-Hand End Panels

For Use with Credenzas, Returns, and 30"D Desks and Run-Offs

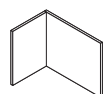
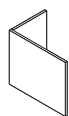
24"	18"	25¼"	DEP2418R	\$623
-----	-----	------	-----------------	-------

For Use with 36"D Desks and Run-Offs

30"	18"	25¼"	DEP3018R	\$637
-----	-----	------	-----------------	-------

Kneespace Panel

12"	1½"	27"	DKP121	\$506
-----	-----	-----	---------------	-------



Tip: Any kneespace greater than 54"W requires one kneespace panel.

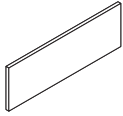


For Canadian Pricing

Multiply U.S. Price by the Canadian price factor.

▶ See page 1 for details.

Desk Modesty Panels



Tip: To achieve the desired aesthetic, modesty panel should be specified 6" narrower than the worksurface it will attach to.

Standard Includes		Required to Specify
► Need help? Product details, page 362	<ul style="list-style-type: none"> Modesty panel: wood Attachment hardware 	1 Style number 2 Wood color number for panel 3 Options, if selected (see below) ► See <i>Surface Materials</i> , page 570.

	Options	U.S. Price	Required to Specify
Surface Materials	<ul style="list-style-type: none"> Premium wood 2 Premium wood 3 Customiz stain on wood 	Prices below Prices below No cost	Specify Premium wood 2 finish number. Specify Premium wood 3 finish number. Specify <i>with Customiz stain</i> . ► See <i>Surface Materials Reference Manual</i> .

Specification Information					
Dimensions		Style Number	U.S. Base Price	Options	
W	H			(Add \$ to Base Price)	
				Premium Wood	
				Wood 2	Wood 3
54"	20"	DM2554	\$ 813	+\$47	+\$164
60"	20"	DM2560	\$ 865	+\$69	+\$242
66"	20"	DM2566	\$ 925	+\$69	+\$242
72"	20"	DM2572	\$1034	+\$69	+\$242
78"	20"	DM2578	\$1080	+\$69	+\$242
:	:	:	:	:	:



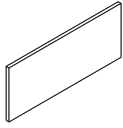
For Canadian Pricing

Multiply U.S. Price by the Canadian price factor.

► See page 1 for details.

Finished Back Panels

For Credenzas and Returns



Tip: Finished back panels are designed to be taller and wider than modesty panels. Order a finished back panel the same width as the work-surface it will attach to.

Standard Includes	Required to Specify
<ul style="list-style-type: none"> ▶ Need help? Product details, page 362 • Back panel: wood • Attachment hardware 	<ul style="list-style-type: none"> 1 Style number 2 Wood color number for panel 3 Options, if selected (see below) ▶ See <i>Surface Materials</i>, page 570.

Options	U.S. Price	Required to Specify
Surface Materials <ul style="list-style-type: none"> • Premium wood 2 • Premium wood 3 • Customiz stain on wood 	Prices below Prices below No cost	Specify Premium wood 2 finish number. Specify Premium wood 3 finish number. Specify <i>with Customiz stain</i> . ▶ See <i>Surface Materials Reference Manual</i> .

Specification Information					
Dimensions		Style Number	U.S. Base Price	Options (Add \$ to Base Price)	
W	H			Premium Wood	
				Wood 2	Wood 3
54"	25"	DF2554	\$ 844	+\$47	+\$164
60"	25"	DF2560	\$ 887	+\$69	+\$242
66"	25"	DF2566	\$ 943	+\$69	+\$242
72"	25"	DF2572	\$1053	+\$69	+\$242
78"	25"	DF2578	\$1125	+\$69	+\$242
84"	25"	DF2584	\$1196	+\$69	+\$242
90"	25"	DF2590	\$1267	+\$69	+\$242
96"	25"	DF2596	\$1336	+\$96	+\$335
102"	25"	DF25102	\$1404	+\$96	+\$335
108"	25"	DF25108	\$1473	+\$96	+\$335



For Canadian Pricing

Multiply U.S. Price by the Canadian price factor.

▶ See page 1 for details.

Pedestals for Use with 36"D Tech Center Worksurfaces

Tip: These pedestals should be used under 36"D tech center worksurfaces only.

► Need help?
Product details,
page 362

Standard Includes

- Full-height pedestals with recessed base and removable back: wood
- Bevel or nile pulls: paint or metal
- Lock, keyed random: 9201 Polished Chrome
Exception: Pedestals with open shelf and file drawer do not lock.
- One hanging file system per file drawer
- Leveling glides: black only
- Adjustable shelf in pedestals with two open shelves only

Required to Specify

- 1 Style number
 - 2 Wood color number for pedestal
 - 3 Pulls and paint or metal color number (see below)
 - 4 Options, if selected (see below)
- See *Surface Materials*, page 570.

	Options	U.S. Price	Required to Specify
Surface Materials	• Premium wood 2	Prices below and at right	Specify Premium wood 2 finish number.
	• Premium wood 3	Prices below and at right	Specify Premium wood 3 finish number.
	• Customiz stain on wood	No cost	Specify <i>with Customiz stain</i> . ► See <i>Surface Materials Reference Manual</i> .
Drawer Pulls	• Bevel pull	No cost	Specify <i>with bevel pull</i> and select 0835 Black, 4799 Platinum, 9201 Polished Chrome, or 9211 Nickel.
	• Nile pull	No cost	Specify <i>with nile pull</i> and select 0835 Black, 4799 Platinum, 9201 Polished Chrome, or 9211 Nickel.
Lock and Keying	Lock		
	• Ember chrome	No cost	Specify <i>with 9250 Ember Chrome lock</i> .
	Keying		
	• Factory- and field-installed keying		► Page 588
Related Products	• Power and communication accessories		► Page 423

Specification Information

Dimensions	Style	U.S.	Options
D W H	Number	Base Price	(Add \$ to Base Price)
			Premium Wood
			Wood 2 : Wood 3

12"W Pedestals

With Two Open Shelves

30"	12"	26"	DPD3012S	\$1098	+\$96	+\$335
-----	-----	-----	-----------------	--------	-------	--------

With Two Shelves and Door Hinged on Left

30"	12"	26"	DPE3012S	\$1364	+\$96	+\$335
-----	-----	-----	-----------------	--------	-------	--------

With Two Shelves and Door Hinged on Right

30"	12"	26"	DPF3012S	\$1364	+\$96	+\$335
-----	-----	-----	-----------------	--------	-------	--------

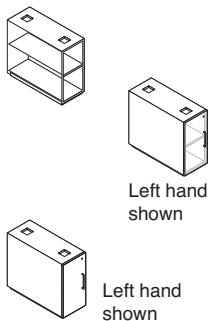
Power Pedestal with Door Hinged on Left

30"	12"	26"	DPL3012S	\$1364	+\$96	+\$335
-----	-----	-----	-----------------	--------	-------	--------

Power Pedestal with Door Hinged on Right

30"	12"	26"	DPR3012S	\$1364	+\$96	+\$335
-----	-----	-----	-----------------	--------	-------	--------

► **Specification Information, continued on next page**



Tip: Power pedestals have removable panels in the kneespace side to accommodate CPUs and power and communication outlets.

► Specification Information, continued from previous page

Specification Information

Dimensions			Style Number	U.S. Base Price	Options	
D	W	H			(Add \$ to Base Price)	
					Premium Wood	
					Wood 2	Wood 3

18"W Pedestals

With Two File Drawers

30"	18"	26"	DPA3018S	\$1733	+\$ 96	+\$335
-----	-----	-----	-----------------	--------	--------	--------

With Two Box Drawers and One File Drawer

30"	18"	26"	DPB3018S	\$1879	+\$ 96	+\$335
-----	-----	-----	-----------------	--------	--------	--------

With Open Shelf and File Drawer

30"	18"	26"	DPC3018S	\$1437	+\$ 96	+\$335
-----	-----	-----	-----------------	--------	--------	--------

With Two Open Shelves

30"	18"	26"	DPD3018S	\$1141	+\$ 96	+\$335
-----	-----	-----	-----------------	--------	--------	--------

With Two Shelves and Door Hinged on Left

30"	18"	26"	DPE3018S	\$1432	+\$ 96	+\$335
-----	-----	-----	-----------------	--------	--------	--------

With Two Shelves and Door Hinged on Right

30"	18"	26"	DPF3018S	\$1432	+\$ 96	+\$335
-----	-----	-----	-----------------	--------	--------	--------

30"W Pedestals

With Two Lateral File Drawers

30"	30"	26"	DPA3030S	\$2320	+\$208	+\$726
-----	-----	-----	-----------------	--------	--------	--------

With Two Wide Box Drawers and One Lateral File Drawer

30"	30"	26"	DPB3030S	\$2537	+\$208	+\$726
-----	-----	-----	-----------------	--------	--------	--------

With Open Shelf and Lateral File Drawer

30"	30"	26"	DPC3030S	\$2097	+\$208	+\$726
-----	-----	-----	-----------------	--------	--------	--------

With Two Open Shelves

30"	30"	26"	DPD3030S	\$1953	+\$208	+\$726
-----	-----	-----	-----------------	--------	--------	--------

With Double Doors

30"	30"	26"	DPE3030S	\$2257	+\$208	+\$726
-----	-----	-----	-----------------	--------	--------	--------

36"W Pedestals

With Four File Drawers for Left-Hand Application

30"	36"	26"	DPG3036LS	\$3468	+\$208	+\$726
-----	-----	-----	------------------	--------	--------	--------

With Four File Drawers for Right-Hand Application

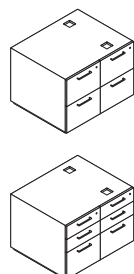
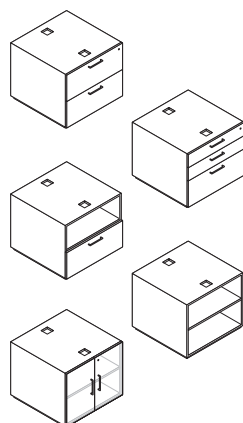
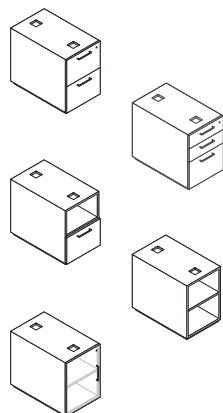
30"	36"	26"	DPG3036RS	\$3468	+\$208	+\$726
-----	-----	-----	------------------	--------	--------	--------

With Four Box Drawers and Two File Drawers for Left-Hand Application

30"	36"	26"	DPH3036LS	\$3762	+\$208	+\$726
-----	-----	-----	------------------	--------	--------	--------

With Four Box Drawers and Two File Drawers for Right-Hand Application

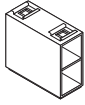
30"	36"	26"	DPH3036RS	\$3762	+\$208	+\$726
-----	-----	-----	------------------	--------	--------	--------



Tip: 36"W pedestals are handed to prevent width of pedestal from encroaching on kneespace. Orientation is relative to the user.

12"W and 18"W Pedestals

For Use with 30"D Desk and Run-Off Worksurfaces and 25"D Return and Credenza Worksurfaces



Tip: These pedestals can be used only under 30"D desk and runoff worksurfaces, and 25"D return and credenza worksurfaces.

	Standard Includes	Required to Specify
► Need help? Product details, page 362	<ul style="list-style-type: none"> Full-height pedestals with recessed base and removable back: wood Bevel or Nile pulls: paint or metal Lock, keyed random: 9201 Polished Chrome <i>Exception: Pedestals with open shelf and file drawer do not lock.</i> One hanging file system per file drawer Leveling glides: black only Metal rail for attachment to worksurface and routing of cords and cables: black paint only Adjustable shelf in pedestals with two open shelves only 	1 Style number 2 Wood color number for pedestal 3 Pulls and paint or metal color number (see below) 4 Options, if selected (see below) ► See <i>Surface Materials</i> , page 570.

	Options	U.S. Price	Required to Specify
Surface Materials	<ul style="list-style-type: none"> Premium wood 2 Premium wood 3 Customiz stain on wood 	+\$ 69 +\$242 No cost	Specify Premium wood 2 finish number. Specify Premium wood 3 finish number. Specify <i>with Customiz stain</i> . ► See <i>Surface Materials Reference Manual</i> .
Drawer Pulls	<ul style="list-style-type: none"> Bevel pull Nile pull 	No cost No cost	Specify <i>with bevel pull</i> and select 0835 Black, 4799 Platinum, 9201 Polished Chrome, or 9211 Nickel. Specify <i>with Nile pull</i> and select 0835 Black, 4799 Platinum, 9201 Polished Chrome, or 9211 Nickel.
Lock and Keying	Lock <ul style="list-style-type: none"> Ember chrome Keying <ul style="list-style-type: none"> Factory- and field-installed keying 	No cost	Specify <i>with 9250 Ember Chrome lock</i> . ► Page 588
Related Products	<ul style="list-style-type: none"> Power and communication accessories 		► Page 423



For Canadian Pricing

Multiply U.S. Price by the Canadian price factor.

► See page 1 for details.

Specification Information

Dimensions			Style	U.S.
D	W	H	Number	Base Price

12"W Pedestals

With Two Open Shelves

24"	12"	27 $\frac{1}{8}$ "	DPD2412	\$1024
-----	-----	--------------------	----------------	--------

With Two Shelves and Door Hinged on Left

24"	12"	27 $\frac{1}{8}$ "	DPE2412	\$1290
-----	-----	--------------------	----------------	--------

With Two Shelves and Door Hinged on Right

24"	12"	27 $\frac{1}{8}$ "	DPF2412	\$1290
-----	-----	--------------------	----------------	--------

Power Pedestal with Door Hinged on Left

24"	12"	27 $\frac{1}{8}$ "	DPL2412	\$1290
-----	-----	--------------------	----------------	--------

Power Pedestal with Door Hinged on Right

24"	12"	27 $\frac{1}{8}$ "	DPR2412	\$1290
-----	-----	--------------------	----------------	--------

18"W Pedestals

With Two File Drawers

24"	18"	27 $\frac{1}{8}$ "	DPA2418	\$1659
-----	-----	--------------------	----------------	--------

With Two Box Drawers and One File Drawer

24"	18"	27 $\frac{1}{8}$ "	DPB2418	\$1805
-----	-----	--------------------	----------------	--------

With Open Shelf and File Drawer

24"	18"	27 $\frac{1}{8}$ "	DPC2418	\$1364
-----	-----	--------------------	----------------	--------

With Two Open Shelves

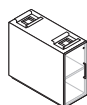
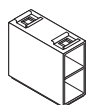
24"	18"	27 $\frac{1}{8}$ "	DPD2418	\$1068
-----	-----	--------------------	----------------	--------

With Two Shelves and Door Hinged on Left

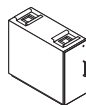
24"	18"	27 $\frac{1}{8}$ "	DPE2418	\$1358
-----	-----	--------------------	----------------	--------

With Two Shelves and Door Hinged on Right

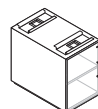
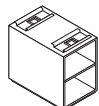
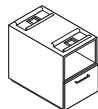
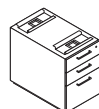
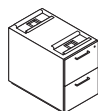
24"	18"	27 $\frac{1}{8}$ "	DPF2418	\$1358
-----	-----	--------------------	----------------	--------



Left hand shown



Left hand shown



Left hand shown




For Canadian Pricing

Multiply U.S. Price by the Canadian price factor.

► See page 1 for details.

30"W and 36"W Pedestals

For Use with 30"D Desk and Run-Off Worksurfaces, and 25"D Return and Credenza Worksurfaces



Tip: These pedestals can be used only under 30"D desk worksurfaces and 25"D return and credenza worksurfaces.

	Standard Includes	Required to Specify
► Need help? Product details, page 362	<ul style="list-style-type: none"> Full-height pedestals with recessed base and removable back: wood Bevel or nile pulls: paint or metal Lock, keyed random: 9201 Polished Chrome <i>Exception: Pedestals with open shelf and file drawer do not lock.</i> One hanging file system per file drawer Leveling glides: black only Metal rail for attachment to worksurface and routing of cords and cables: black paint only Adjustable shelf in pedestals with two open shelves only 	<ol style="list-style-type: none"> Style number Wood color number for pedestal Pulls and paint or metal color number (see below) Options, if selected (see below) <p>► See <i>Surface Materials</i>, page 570.</p>

	Options	U.S. Price	Required to Specify
Surface Materials	<ul style="list-style-type: none"> Premium wood 2 Premium wood 3 Customiz stain on wood 	+\$148 +\$515 No cost	Specify Premium wood 2 finish number. Specify Premium wood 3 finish number. Specify <i>with Customiz stain</i> . ► See <i>Surface Materials Reference Manual</i> .
Drawer Pulls	<ul style="list-style-type: none"> Bevel pull Nile pull 	No cost No cost	Specify <i>with bevel pull</i> and select 0835 Black, 4799 Platinum, 9201 Polished Chrome, or 9211 Nickel. Specify <i>with nile pull</i> and select 0835 Black, 4799 Platinum, 9201 Polished Chrome, or 9211 Nickel.
Lock and Keying	Lock <ul style="list-style-type: none"> Ember chrome Keying <ul style="list-style-type: none"> Factory- and field-installed keying 	No cost	Specify <i>with 9250 Ember Chrome lock</i> . ► Page 588
Related Products	<ul style="list-style-type: none"> Power and communication accessories 		► Page 423



For Canadian Pricing

Multiply U.S. Price by the Canadian price factor.

► See page 1 for details.

Specification Information

Dimensions			Style	U.S.
D	W	H	Number	Base Price

30"W and 36"W Pedestals

With Two Lateral File Drawers

24"	30"	27 ¹ / ₈ "	DPA2430	\$2244
24"	36"	27 ¹ / ₈ "	DPA2436	\$2547

With Two Wide Box Drawers and One Lateral File Drawer

24"	30"	27 ¹ / ₈ "	DPB2430	\$2466
24"	36"	27 ¹ / ₈ "	DPB2436	\$2797

With Open Shelf and Lateral File Drawer

24"	30"	27 ¹ / ₈ "	DPC2430	\$2024
24"	36"	27 ¹ / ₈ "	DPC2436	\$2296

With Two Open Shelves

24"	30"	27 ¹ / ₈ "	DPD2430	\$1803
24"	36"	27 ¹ / ₈ "	DPD2436	\$2045

With Double Doors

24"	30"	27 ¹ / ₈ "	DPE2430	\$2171
24"	36"	27 ¹ / ₈ "	DPE2436	\$2463

36"W Pedestals

With Four File Drawers, Non-Handed

24"	36"	27 ¹ / ₈ "	DPG2436	\$3394
-----	-----	----------------------------------	----------------	--------

With Four File Drawers for Left-Hand Application

24"	36"	27 ¹ / ₈ "	DPG2436L	\$3394
-----	-----	----------------------------------	-----------------	--------

With Four File Drawers for Right-Hand Application

24"	36"	27 ¹ / ₈ "	DPG2436R	\$3394
-----	-----	----------------------------------	-----------------	--------

With Four Box Drawers and Two File Drawers, Non-Handed

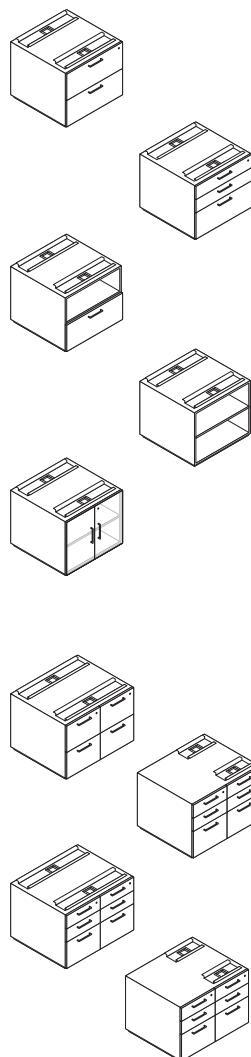
24"	36"	27 ¹ / ₈ "	DPH2436	\$3687
-----	-----	----------------------------------	----------------	--------

With Four Box Drawers and Two File Drawers for Left-Hand Application

24"	36"	27 ¹ / ₈ "	DPH2436L	\$3687
-----	-----	----------------------------------	-----------------	--------

With Four Box Drawers and Two File Drawers for Right-Hand Application

24"	36"	27 ¹ / ₈ "	DPH2436R	\$3687
-----	-----	----------------------------------	-----------------	--------



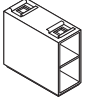
Tip: 36"W pedestals are handed for applications where a large amount of slip-fit is desired, and to prevent pedestal width from crowding kneespace. Orientation is relative to the user.

**For Canadian Pricing**

Multiply U.S. Price by the Canadian price factor.

► See page 1 for details.

Pedestals for Use with 36"D Desk and Run-Off Worksurfaces



Tip: These pedestals can be used only under 36"D desk and run-off worksurfaces.

	Standard Includes	Required to Specify
► Need help? Product details, page 362	<ul style="list-style-type: none"> • Full-height pedestals with recessed base and removable back: wood • Bevel or nile pulls: paint or metal • Lock, keyed random: 9201 Polished Chrome <i>Exception: Pedestals with open shelf and file drawer do not lock.</i> • One hanging file system per file drawer • Leveling glides: black only • Metal rail for attachment to worksurface and routing of cords and cables: black paint only • Adjustable shelf in pedestals with two open shelves only 	<ol style="list-style-type: none"> 1 Style number 2 Wood color number for pedestal 3 Pulls and paint or metal color number (see below) 4 Options, if selected (see below) <p>► See <i>Surface Materials</i>, page 570.</p>

	Options	U.S. Price	Required to Specify
Surface Materials	<ul style="list-style-type: none"> • Premium wood 2 • Premium wood 3 • Customiz stain on wood 	Prices at right Prices at right No cost	Specify Premium wood 2 finish number. Specify Premium wood 3 finish number. Specify <i>with Customiz stain</i> . ► See <i>Surface Materials Reference Manual</i> .
Drawer Pulls	<ul style="list-style-type: none"> • Bevel pull • Nile pull 	No cost No cost	Specify <i>with bevel pull</i> and select 0835 Black, 4799 Platinum, 9201 Polished Chrome, or 9211 Nickel. Specify <i>with nile pull</i> and select 0835 Black, 4799 Platinum, 9201 Polished Chrome, or 9211 Nickel.
Lock and Keying	<p>Lock</p> <ul style="list-style-type: none"> • Ember chrome <p>Keying</p> <ul style="list-style-type: none"> • Factory- and field-installed keying 	No cost	Specify <i>with 9250 Ember Chrome lock</i> . ► Page 588
Related Products	<ul style="list-style-type: none"> • Power and communication accessories 		► Page 423



For Canadian Pricing
 Multiply U.S. Price by the
 Canadian price factor.
 ► See page 1 for details.

Specification Information

Dimensions			Style Number	U.S. Base Price	Options	
D	W	H			(Add \$ to Base Price)	
						Premium Wood
						Wood 2 : Wood 3

12"W Pedestals

With Two Open Shelves

30"	12"	27 ¹ / ₈ "	DPD3012	\$1098	+\$96	+\$335
-----	-----	----------------------------------	----------------	--------	-------	--------

With Two Shelves and Door Hinged on Left

30"	12"	27 ¹ / ₈ "	DPE3012	\$1364	+\$96	+\$335
-----	-----	----------------------------------	----------------	--------	-------	--------

With Two Shelves and Door Hinged on Right

30"	12"	27 ¹ / ₈ "	DPF3012	\$1364	+\$96	+\$335
-----	-----	----------------------------------	----------------	--------	-------	--------

Power Pedestal with Door Hinged on Left

30"	12"	27 ¹ / ₈ "	DPL3012	\$1364	+\$96	+\$335
-----	-----	----------------------------------	----------------	--------	-------	--------

Power Pedestal with Door Hinged on Right

30"	12"	27 ¹ / ₈ "	DPR3012	\$1364	+\$96	+\$335
-----	-----	----------------------------------	----------------	--------	-------	--------

18"W Pedestals

With Two File Drawers

30"	18"	27 ¹ / ₈ "	DPA3018	\$1733	+\$96	+\$335
-----	-----	----------------------------------	----------------	--------	-------	--------

With Two Box Drawers and One File Drawer

30"	18"	27 ¹ / ₈ "	DPB3018	\$1879	+\$96	+\$335
-----	-----	----------------------------------	----------------	--------	-------	--------

With Open Shelf and File Drawer

30"	18"	27 ¹ / ₈ "	DPC3018	\$1437	+\$96	+\$335
-----	-----	----------------------------------	----------------	--------	-------	--------

With Two Open Shelves

30"	18"	27 ¹ / ₈ "	DPD3018	\$1141	+\$96	+\$335
-----	-----	----------------------------------	----------------	--------	-------	--------

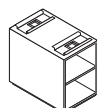
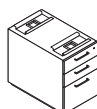
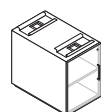
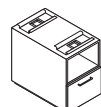
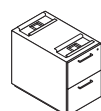
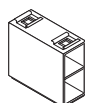
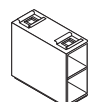
With Two Shelves and Door Hinged on Left

30"	18"	27 ¹ / ₈ "	DPE3018	\$1432	+\$96	+\$335
-----	-----	----------------------------------	----------------	--------	-------	--------

With Two Shelves and Door Hinged on Right

30"	18"	27 ¹ / ₈ "	DPF3018	\$1432	+\$96	+\$335
-----	-----	----------------------------------	----------------	--------	-------	--------

► Specification Information, continued on next page



For Canadian Pricing
Multiply U.S. Price by the
Canadian price factor.
► See page 1 for details.

Pedestals for Use with 36"D Desk and Run-Off Worksurfaces, continued

► Specification Information, continued from previous page

Specification Information

Dimensions			Style	U.S.	Options	
D	W	H	Number	Base Price	(Add \$ to Base Price)	
						Premium Wood
						Wood 2 : Wood 3

30"W Pedestals

With Two Lateral File Drawers

30"	30"	27 1/8"	DPA3030	\$2320	+\$208	+\$726
-----	-----	---------	----------------	--------	--------	--------

With Two Wide Box Drawers and One Lateral File Drawer

30"	30"	27 1/8"	DPB3030	\$2537	+\$208	+\$726
-----	-----	---------	----------------	--------	--------	--------

With Open Shelf and Lateral File Drawer

30"	30"	27 1/8"	DPC3030	\$2097	+\$208	+\$726
-----	-----	---------	----------------	--------	--------	--------

With Two Open Shelves

30"	30"	27 1/8"	DPD3030	\$1953	+\$208	+\$726
-----	-----	---------	----------------	--------	--------	--------

With Double Doors

30"	30"	27 1/8"	DPE3030	\$2257	+\$208	+\$726
-----	-----	---------	----------------	--------	--------	--------

36"W Pedestals

With Four File Drawers for Left-Hand Application

30"	36"	27 1/8"	DPG3036L	\$3468	+\$208	+\$726
-----	-----	---------	-----------------	--------	--------	--------

With Four File Drawers for Right-Hand Application

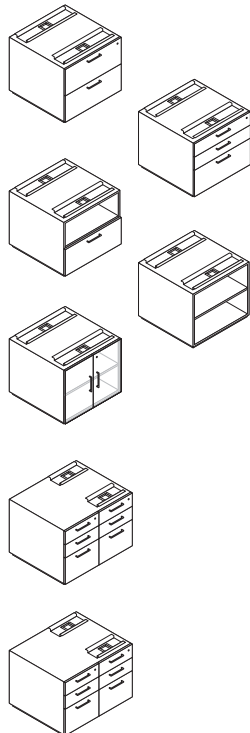
30"	36"	27 1/8"	DPG3036R	\$3468	+\$208	+\$726
-----	-----	---------	-----------------	--------	--------	--------

With Four Box Drawers and Two File Drawers for Left-Hand Application

30"	36"	27 1/8"	DPH3036L	\$3762	+\$208	+\$726
-----	-----	---------	-----------------	--------	--------	--------

With Four Box Drawers and Two File Drawers for Right-Hand Application

30"	36"	27 1/8"	DPH3036R	\$3762	+\$208	+\$726
-----	-----	---------	-----------------	--------	--------	--------



Tip: 36"W pedestals are handed to prevent width of pedestal from encroaching on kneespace. Orientation is relative to the user.



For Canadian Pricing

Multiply U.S. Price by the Canadian price factor.

► See page 1 for details.

Pedestals for Use with
36"D Desk and Run-Off
Worksurfaces



Mobile Pedestals



Standard Includes		Required to Specify	
<p>► Need help? Product details, page 362</p>	<ul style="list-style-type: none"> Mobile pedestal: wood Bevel or nile pulls: paint or metal Lock, keyed random: 9201 Polished Chrome <i>Exception: Pedestals with open shelf and file drawer do not lock.</i> One hanging file system per file drawer Casters: black only Adjustable shelf in pedestal with two open shelves only 	<ul style="list-style-type: none"> 1 Style number 2 Wood color number for pedestal 3 Pulls and paint or metal color number (see below) 4 Options, if selected (see below) <p>► See <i>Surface Materials</i>, page 570.</p>	
Options		U.S. Price	Required to Specify
Surface Materials	<ul style="list-style-type: none"> Premium wood 2 Premium wood 3 Customiz stain on wood 	Prices at right	Specify Premium wood 2 finish number.
		Prices at right	Specify Premium wood 3 finish number.
		No cost	Specify <i>with Customiz stain</i> . ► See <i>Surface Materials Reference Manual</i> .
Drawer Pulls	<ul style="list-style-type: none"> Bevel pull 	No cost	Specify <i>with bevel pull</i> and select 0835 Black, 4799 Platinum, 9201 Polished Chrome, or 9211 Nickel.
	<ul style="list-style-type: none"> Nile pull 	No cost	Specify <i>with nile pull</i> and select 0835 Black, 4799 Platinum, 9201 Polished Chrome, or 9211 Nickel.
Lock and Keying	Lock		
	<ul style="list-style-type: none"> Ember chrome 	No cost	Specify <i>with 9250 Ember Chrome lock</i> .
	Keying		
	<ul style="list-style-type: none"> Factory- and field-installed keying 		► Page 588
Related Products	<ul style="list-style-type: none"> Power and communication accessories 		► Page 423



For Canadian Pricing

Multiply U.S. Price by the Canadian price factor.

► See page 1 for details.

Specification Information

Dimensions			Style Number	U.S. Base Price	Options	
D	W	H			(Add \$ to Base Price)	
					Premium Wood	
					Wood 2	Wood 3

18"W Mobile Pedestals

With Open Shelf and File Drawer

24"	18"	23 ⁵ / ₈ "	DPC2418M	\$1467	+\$ 69	+\$242
-----	-----	----------------------------------	-----------------	--------	--------	--------

With Open Shelf, Box Drawer, and File Drawer

24"	18"	23 ⁵ / ₈ "	DPB2418M	\$1909	+\$ 69	+\$242
-----	-----	----------------------------------	-----------------	--------	--------	--------

With Two Open Shelves

24"	18"	23 ⁵ / ₈ "	DPD2418M	\$1172	+\$ 69	+\$242
-----	-----	----------------------------------	-----------------	--------	--------	--------

36"W Pedestals

With Two Open Shelves, Two Box Drawers, and Two File Drawers

24"	36"	23 ⁵ / ₈ "	DPH2436M	\$3894	+\$148	+\$515
-----	-----	----------------------------------	-----------------	--------	--------	--------

With Open Shelf and One Lateral File Drawer

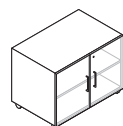
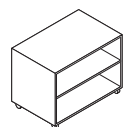
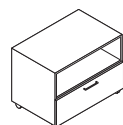
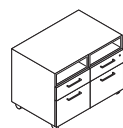
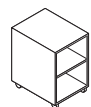
24"	36"	23 ⁵ / ₈ "	DPC2436M	\$2502	+\$148	+\$515
-----	-----	----------------------------------	-----------------	--------	--------	--------

With Two Open Shelves

24"	36"	23 ⁵ / ₈ "	DPD2436M	\$2146	+\$148	+\$515
-----	-----	----------------------------------	-----------------	--------	--------	--------

With Shelves Double Doors

24"	36"	23 ⁵ / ₈ "	DPE2436M	\$2670	+\$148	+\$515
-----	-----	----------------------------------	-----------------	--------	--------	--------




For Canadian Pricing
 Multiply U.S. Price by the
 Canadian price factor.
 ▶ See page 1 for details.

Tall Lateral Files



	Standard Includes	Required to Specify
► Need help? Product details, page 363	<ul style="list-style-type: none"> Lateral file with recessed base: wood Bevel or nile pulls: paint or metal Lock, keyed random: 9201 Polished Chrome One hanging file system per file drawer Leveling glides: black only 	1 Style number 2 Wood color number for pedestal 3 Pulls and paint or metal color number (see below) 4 Options, if selected (see below) ► See <i>Surface Materials</i> , page 570.

	Options	U.S. Price	Required to Specify
Surface Materials	<ul style="list-style-type: none"> Premium wood 2 Premium wood 3 Customiz stain on wood 	+\$244 +\$851 No cost	Specify Premium wood 2 finish number. Specify Premium wood 3 finish number. Specify <i>with Customiz stain</i> . ► See <i>Surface Materials Reference Manual</i> .
Drawer Pulls	<ul style="list-style-type: none"> Bevel pull Nile pull 	No cost No cost	Specify <i>with bevel pull</i> and select 0835 Black, 4799 Platinum, 9201 Polished Chrome, or 9211 Nickel. Specify <i>with nile pull</i> and select 0835 Black, 4799 Platinum, 9201 Polished Chrome, or 9211 Nickel.
Lock and Keying	Lock <ul style="list-style-type: none"> Ember chrome Keying <ul style="list-style-type: none"> Factory- and field-installed keying 	No cost	Specify <i>with 9250 Ember Chrome lock</i> . ► Page 588
Related Products	<ul style="list-style-type: none"> Power and communication accessories 		► Page 423

Specification Information				
Dimensions			Style	U.S.
D	W	H	Number	Base Price
24"	30"	51"	DL42430	\$4034
24"	36	51"	DL42436	\$4437
.



For Canadian Pricing
 Multiply U.S. Price by the
 Canadian price factor.
 ► See page 1 for details.



12"W and 18"W Towers

Standard Includes		Required to Specify	
► Need help? Product details, page 360	<ul style="list-style-type: none"> Tower with recessed base and unfinished back: wood Bevel or nile pulls: paint or metal Lock, keyed random: 9201 Polished Chrome One hanging file system per file drawer Leveling glides: black only 	1 Style number 2 Wood color number for tower 3 Pulls and paint or metal color number (see below) 4 Options, if selected (see below) ► See <i>Surface Materials</i> , page 570.	
Options		U.S. Price	Required to Specify
Surface Materials	<ul style="list-style-type: none"> Premium wood 2 Premium wood 3 Customiz stain on wood 	+\$ 312 +\$1092 No cost	Specify Premium wood 2 finish number. Specify Premium wood 3 finish number. Specify <i>with Customiz stain</i> . ► See <i>Surface Materials Reference Manual</i> .
	Door fronts		
	<ul style="list-style-type: none"> Non-locking translucent glass door fronts 	+\$ 340 per door	Add suffix G to style number.
Pulls	<ul style="list-style-type: none"> Bevel pull 	No cost	Specify <i>with bevel pull</i> and select 0835 Black, 4799 Platinum, 9201 Polished Chrome, or 9211 Nickel.
	<ul style="list-style-type: none"> Nile pull 	No cost	Specify <i>with nile pull</i> and select 0835 Black, 4799 Platinum, 9201 Polished Chrome, or 9211 Nickel.
Lock and Keying	Lock		
	<ul style="list-style-type: none"> Ember chrome 	No cost	Specify <i>with 9250 Ember Chrome lock</i> .
	Keying		
	<ul style="list-style-type: none"> Factory- and field-installed keying 		► Page 588
Related Products	<ul style="list-style-type: none"> Power and communication accessories 		► Page 423

Tip: Glass doors do not lock.

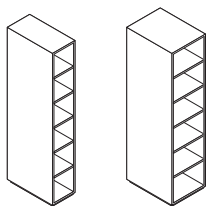
Specification Information

Dimensions			Style	U.S.
D	W	H	Number	Base Price

Open Shelves

24"	12"	69¼"	DTE2512	\$2840
24"	18"	69¼"	DTE2518	\$3552
24"	12"	84½"	D2TE2512	\$2982
24"	18"	84½"	D2TE2518	\$3728

► **Specification Information, continued on next page**



Tip: 12"W towers must be attached to adjacent elements and cannot stand alone.



For Canadian Pricing

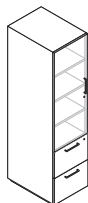
Multiply U.S. Price by the Canadian price factor.

► See page 1 for details.

► Specification Information, continued from previous page

Specification Information

Dimensions			Style	U.S.
D	W	H	Number	Base Price



Tip: Door and file/file drawers have separate locks.

Two File Drawers Below and Shelves Above

Door Hinged on Left

25"	18"	69 1/4"	DTA2518	\$3914
25"	18"	84 1/2"	D2TA2518	\$4110

Door Hinged on Right

25"	18"	69 1/4"	DTB2518	\$3914
25"	18"	84 1/2"	D2TB2518	\$4110



Wardrobe

Door Hinged on Left

25"	12"	69 1/4"	DTF2512	\$2843
25"	12"	84 1/2"	D2TF2512	\$2987

Door Hinged on Right

25"	12"	69 1/4"	DTG2512	\$2843
25"	12"	84 1/2"	D2TG2512	\$2987



Tip: Wardrobe portion of tower has interior dimensions of 8 1/8"W x 23 1/2"D.

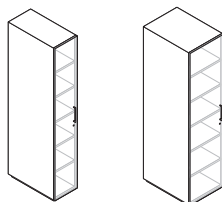
Wardrobe on Left and Shelves on Right

Door Hinged on Left

25"	18"	69 1/4"	DTF2518	\$3858
25"	18"	84 1/2"	D2TF2518	\$4037

Door Hinged on Right

25"	18"	69 1/4"	DTG2518	\$3858
25"	18"	84 1/2"	D2TG2518	\$4037



Shelves

Door Hinged on Left

25"	12"	69 1/4"	DTC2512	\$2843
25"	18"	69 1/4"	DTC2518	\$3702
25"	12"	84 1/2"	D2TC2512	\$2987
25"	18"	84 1/2"	D2TC2518	\$3883

Door Hinged on Right

25"	12"	69 1/4"	DTD2512	\$2843
25"	18"	69 1/4"	DTD2518	\$3702
25"	12"	84 1/2"	D2TD2512	\$2987
25"	18"	84 1/2"	D2TD2518	\$3883

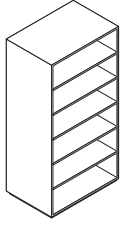


For Canadian Pricing

Multiply U.S. Price by the Canadian price factor.

► See page 1 for details.

30"W and 36"W Towers



► Need help?
Product details,
page 360

Standard Includes

- Tower with recessed base and unfinished back: wood
- Bevel or nile pulls: paint or metal
- Lock, keyed random: 9201 Polished Chrome
- One hanging file system per file drawer
- Leveling glides: black only

Required to Specify

- 1 Style number
 - 2 Wood color number for tower
 - 3 Pulls and paint or metal color number (see below)
 - 4 Options, if selected (see below)
- See *Surface Materials*, page 570.

	Options	U.S. Price	Required to Specify
Surface Materials	<ul style="list-style-type: none"> • Premium wood 2 • Premium wood 3 • Customiz stain on wood 	+\$ 510 +\$1787 No cost	Specify Premium wood 2 finish number. Specify Premium wood 3 finish number. Specify <i>with Customiz stain</i> . ► See <i>Surface Materials Reference Manual</i> .
	Door fronts <ul style="list-style-type: none"> • Non-locking translucent glass door fronts 	+\$ 680	Add suffix G to style number.
	Pulls <ul style="list-style-type: none"> • Bevel pull • Nile pull 	No cost No cost	Specify <i>with bevel pull</i> and select 0835 Black, 4799 Platinum, 9201 Polished Chrome, or 9211 Nickel. Specify <i>with nile pull</i> and select 0835 Black, 4799 Platinum, 9201 Polished Chrome, or 9211 Nickel.
Lock and Keying	Lock <ul style="list-style-type: none"> • Ember chrome 	No cost	Specify <i>with 9250 Ember Chrome lock</i> .
	Keying <ul style="list-style-type: none"> • Factory- and field-installed keying 		► Page 588
Related Products	<ul style="list-style-type: none"> • Power and communication accessories 		► Page 423

Tip: Glass doors do not lock.



For Canadian Pricing

Multiply U.S. Price by the Canadian price factor.

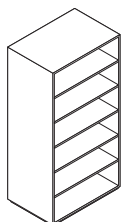
► See page 1 for details.

Specification Information

Dimensions			Style	U.S.
D	W	H	Number	Base Price

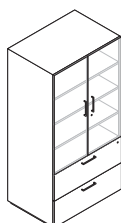
Open Shelves

24"	30"	69 1/4"	DTE2530	\$4970
24"	36"	69 1/4"	DTE2536	\$5468
24"	30"	84 1/2"	D2TE2530	\$5218
24"	36"	84 1/2"	D2TE2536	\$5741
:	:	:	:	:



Two Lateral File Drawers Below and Shelves with Double Doors Above

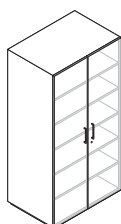
25"	30"	69 1/4"	DTA2530	\$5035
25"	36"	69 1/4"	DTA2536	\$5537
25"	30"	84 1/2"	D2TA2530	\$5181
25"	36"	84 1/2"	D2TA2536	\$6092
:	:	:	:	:



Tip: Door locks separately from lateral files.

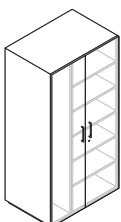
Shelves and Double Doors

25"	30"	69 1/4"	DTD2530	\$4434
25"	36"	69 1/4"	DTD2536	\$4878
25"	30"	84 1/2"	D2TD2530	\$4582
25"	36"	84 1/2"	D2TD2536	\$5366
:	:	:	:	:



Wardrobe Left, Shelves Right, and Double Doors

25"	30"	69 1/4"	DTF2530	\$4422
25"	36"	69 1/4"	DTF2536	\$4864
25"	30"	84 1/2"	D2TF2530	\$4568
25"	36"	84 1/2"	D2TF2536	\$5353
:	:	:	:	:



Tip: Wardrobe section has interior dimensions of 11 1/8"W x 23 1/2"D.

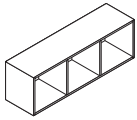


For Canadian Pricing

Multiply U.S. Price by the Canadian price factor.

► See page 1 for details.

Single-Height Overhead Storage



Tip: Single-height overhead storage must be supported either by a hutch for stand-alone applications or a tackboard when spanning between two 69¼"H towers. Hutch comes standard with a tackable panel and do not require a separate stand-alone tackboard.

Standard Includes		Required to Specify	
► Need help? Product details, page 361	<ul style="list-style-type: none"> Overhead storage: wood veneer with unfinished back Attachment hardware 	1 Style number 2 Wood color number for overhead storage 3 Options, if selected (see below) ► See <i>Surface Materials</i> , page 570.	
Options		U.S. Price	Required to Specify
Surface Materials	<ul style="list-style-type: none"> Premium wood 2 Premium wood 3 Customiz stain on wood 	Prices at right Prices at right No cost	Specify Premium wood 2 finish number. Specify Premium wood 3 finish number. Specify <i>with Customiz stain</i> . ► See <i>Surface Materials Reference Manual</i> .
	Door fronts		
	<ul style="list-style-type: none"> Translucent glass door fronts 	+\$210 per door	Add suffix G to style number.
Related Products	<ul style="list-style-type: none"> Underline task lights Hutch Tackboard 		► See <i>Storage Specification Guide</i> . ► Page 418 ► Page 420



For Canadian Pricing

Multiply U.S. Price by the Canadian price factor.

► See page 1 for details.

Specification Information

Dimensions			Number of Doors	Style Number	U.S. Base Price	Options (Add \$ to Base Price)	
D	W	H				Premium Wood	
						Wood 2	Wood 3

All-Open Storage

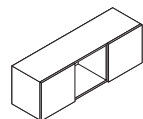
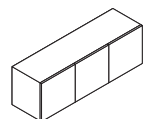
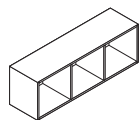
14 1/8"	54"	18 1/8"	0	DH1554D	\$1680	+\$272	+\$ 952
14 1/8"	60"	18 1/8"	0	DH1560D	\$1777	+\$272	+\$ 952
14 1/8"	66"	18 1/8"	0	DH1566D	\$1867	+\$272	+\$ 952
14 1/8"	72"	18 1/8"	0	DH1572D	\$2053	+\$272	+\$ 952
14 1/8"	78"	18 1/8"	0	DH1578D	\$2153	+\$272	+\$ 952
14 1/8"	84"	18 1/8"	0	DH1584D	\$2260	+\$272	+\$ 952
14 1/8"	90"	18 1/8"	0	DH1590D	\$2375	+\$404	+\$1411
14 1/8"	96"	18 1/8"	0	DH1596D	\$2496	+\$404	+\$1411

All-Closed Storage

15"	54"	18 1/2"	3	DH1554A	\$2500	+\$272	+\$ 952
15"	72"	18 1/2"	4	DH1572A	\$3155	+\$272	+\$ 952
15"	90"	18 1/2"	5	DH1590A	\$3472	+\$404	+\$1411

Outside Closed and Inside Open

15"	54"	18 1/2"	2	DH1554B	\$2343	+\$272	+\$ 952
15"	60"	18 1/2"	2	DH1560B	\$2441	+\$272	+\$ 952
15"	66"	18 1/2"	2	DH1566B	\$2531	+\$272	+\$ 952
15"	72"	18 1/2"	2	DH1572B	\$2715	+\$272	+\$ 952
15"	78"	18 1/2"	2	DH1578B	\$2820	+\$272	+\$ 952
15"	84"	18 1/2"	2	DH1584B	\$2926	+\$272	+\$ 952
15"	90"	18 1/2"	2	DH1590B	\$3038	+\$404	+\$1411
15"	96"	18 1/2"	2	DH1596B	\$3159	+\$404	+\$1411



Tip: Interior height of storage space is 14 1/4"H.

Tip: Single-height overhead storage must be supported either by a hutch for stand-alone applications or a tackboard when spanning between two 69 1/4"H towers. Hutchies come standard with a tackable panel and do not require a separate stand-alone tackboard.

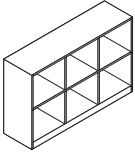


For Canadian Pricing

Multiply U.S. Price by the Canadian price factor.

► See page 1 for details.

Double-Height Overhead Storage



Tip: Double-height overhead storage must be supported either by a hutch for stand-alone applications or a tackboard when spanning between two 84½"H towers. Hutch comes standard with a tackable panel and do not require a separate stand-alone tackboard.

Standard Includes		Required to Specify	
► Need help? Product details, page 360	• Overhead storage: wood veneer with unfinished back	1 Style number	
	• Attachment hardware	2 Wood color number for overhead storage	
		3 Options, if selected (see below)	
		► See <i>Surface Materials</i> , page 570.	

Surface Materials	Options	U.S. Price	Required to Specify
	• Premium wood 2	Prices at right	Specify Premium wood 2 finish number.
	• Premium wood 3	Prices at right	Specify Premium wood 3 finish number.
	• Customiz stain on wood	No cost	Specify <i>with Customiz stain</i> .
	► See <i>Surface Materials Reference Manual</i> .		
	Door fronts		
	• Translucent glass door fronts on all closed storage and outside closed storage	+\$265 per door	Add suffix G to style number.
	• Translucent glass door fronts on top closed and bottom open storage	+\$210 per door	Add suffix G to style number.
Related Products	• Underline task lights • Hutch • Tackboard		► See <i>Storage Specification Guide</i> . ► Page 418 ► Page 420



For Canadian Pricing

Multiply U.S. Price by the Canadian price factor.

► See page 1 for details.

Specification Information

• Dimensions			• Number	• Style	• U.S.	• Options
D	W	H	of Doors	Number	Base Price	(Add \$ to Base Price)

All-Open Storage

14 1/8"	54"	33 3/8"	0	D2H1554D	\$2939	+\$404	+\$1411
14 1/8"	60"	33 3/8"	0	D2H1560D	\$3109	+\$404	+\$1411
14 1/8"	66"	33 3/8"	0	D2H1566D	\$3265	+\$404	+\$1411
14 1/8"	72"	33 3/8"	0	D2H1572D	\$3591	+\$404	+\$1411
14 1/8"	78"	33 3/8"	0	D2H1578D	\$3770	+\$404	+\$1411
14 1/8"	84"	33 3/8"	0	D2H1584D	\$3961	+\$404	+\$1411
14 1/8"	90"	33 3/8"	0	D2H1590D	\$4159	+\$537	+\$1880
14 1/8"	96"	33 3/8"	0	D2H1596D	\$4365	+\$537	+\$1880

All-Closed Storage

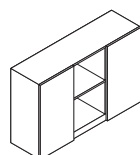
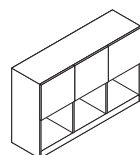
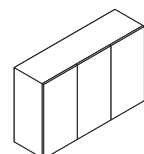
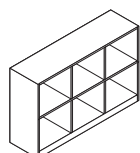
15"	54"	33 3/4"	3	D2H1554A	\$3696	+\$404	+\$1411
15"	72"	33 3/4"	4	D2H1572A	\$4279	+\$404	+\$1411
15"	90"	33 3/4"	5	D2H1590A	\$4708	+\$537	+\$1880

Top Closed and Bottom Open

15"	54"	33 3/8"	3	D2H1554C	\$3598	+\$404	+\$1411
15"	72"	33 3/8"	4	D2H1572C	\$4176	+\$404	+\$1411
15"	90"	33 3/8"	5	D2H1590C	\$4604	+\$537	+\$1880

Outside Closed and Inside Open

15"	54"	33 3/4"	2	D2H1554B	\$3598	+\$404	+\$1411
15"	60"	33 3/4"	2	D2H1560B	\$3787	+\$404	+\$1411
15"	66"	33 3/4"	2	D2H1566B	\$3982	+\$404	+\$1411
15"	72"	33 3/4"	2	D2H1572B	\$4176	+\$404	+\$1411
15"	78"	33 3/4"	2	D2H1578B	\$4318	+\$404	+\$1411
15"	84"	33 3/4"	2	D2H1584B	\$4460	+\$404	+\$1411
15"	90"	33 3/4"	2	D2H1590B	\$4604	+\$537	+\$1880
15"	96"	33 3/4"	2	D2H1596B	\$5074	+\$537	+\$1880



Tip: Interior height of storage space is 14 1/4"H on top and 14 1/4"H below.

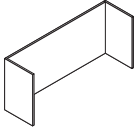
Tip: Double-height overhead storage must be supported either by a hutch for stand-alone applications or a tackboard when spanning between two 84 1/2"H towers. Hutchies come standard with a tackable panel and do not require a separate stand-alone tackboard.

**For Canadian Pricing**

Multiply U.S. Price by the Canadian price factor.

► See page 1 for details.

Hutches for Use with Overhead Storage



Tip: Overhead storage is supported either by hutches or by spanning between two 84½"H towers.

Standard Includes		Required to Specify	
▶ Need help? Product details, page 363	• Hutch: wood veneer	1 Style number	
	• Tackboard: fabric price group 1	2 Wood color number for hutch	
	• Attachment hardware	3 Fabric color number for tackboard	
		4 Options, if selected (see below)	
		▶ See <i>Surface Materials</i> , page 570.	

	Options	U.S. Price	Required to Specify
Surface Materials	• Premium wood 2	Prices at right	Specify Premium wood 2 finish number.
	• Premium wood 3	Prices at right	Specify Premium wood 3 finish number.
	• Customiz stain	No cost	Specify <i>with Customiz stain</i> .
	▶ See <i>Surface Materials Reference Manual</i> .		
	Tackboard		
	• Fabric price group 1	No cost	Specify fabric color number.
	• Fabric price group 2	+\$ 12	Specify fabric color number.
	• Fabric price group 3	+\$ 55	Specify fabric color number.
	• Fabric price group 4	+\$ 75	Specify fabric color number.
	• Fabric price group 5	+\$120	Specify fabric color number.
	• Fabric price group COM	+\$ 16	Specify fabric color number.
	▶ See <i>Surface Materials Reference Manual</i> .		
Slatwall	• 36"W slatwall panel with tackboard on either side: 8043 Clear Anodized Aluminum or 0835 Black	No cost	Add suffix S to style number and select 8043 Clear Anodized Aluminum or 0835 Black.



For Canadian Pricing

Multiply U.S. Price by the Canadian price factor.

▶ See page 1 for details.

Specification Information

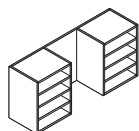
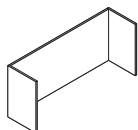
Dimensions			Style Number	U.S. Base Price	Options	
D	W	H			(Add \$ to Base Price)	
					Premium Wood	
					Wood 2	Wood 3

Hutches

14 1/8"	54"	22 1/2"	DT1554	\$1272	+\$ 69	+\$242
14 1/8"	60"	22 1/2"	DT1560	\$1352	+\$ 69	+\$242
14 1/8"	66"	22 1/2"	DT1566	\$1432	+\$ 69	+\$242
14 1/8"	72"	22 1/2"	DT1572	\$1510	+\$ 69	+\$242
14 1/8"	78"	22 1/2"	DT1578	\$1590	+\$ 69	+\$242
14 1/8"	84"	22 1/2"	DT1584	\$1667	+\$ 69	+\$242
14 1/8"	90"	22 1/2"	DT1590	\$1747	+\$ 69	+\$242
14 1/8"	96"	22 1/2"	DT1596	\$1827	+\$ 96	+\$335
:	:	:	:	:	:	:

Organizer Hutches

14 1/8"	54"	22 1/2"	DWS1554	\$1995	+\$ 96	+\$335
14 1/8"	60"	22 1/2"	DWS1560	\$2068	+\$ 96	+\$335
14 1/8"	66"	22 1/2"	DWS1566	\$2145	+\$124	+\$436
14 1/8"	72"	22 1/2"	DWS1572	\$2225	+\$124	+\$436
14 1/8"	78"	22 1/2"	DWS1578	\$2375	+\$124	+\$436
14 1/8"	84"	22 1/2"	DWS1584	\$2454	+\$124	+\$436
14 1/8"	90"	22 1/2"	DWS1590	\$2609	+\$124	+\$436
14 1/8"	96"	22 1/2"	DWS1596	\$2721	+\$124	+\$436
:	:	:	:	:	:	:



Tip: Slatwall is not available on 54"W, 60"W, and 66"W organizer hutches.

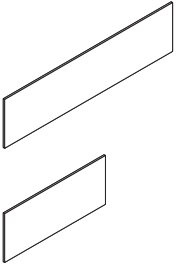
**For Canadian Pricing**

Multiply U.S. Price by the Canadian price factor.

► See page 1 for details.

Tackboards

For Use with Overhead Storage Suspended Between Towers



Standard Includes		Required to Specify	
► Need help? Product details, page 361	<ul style="list-style-type: none"> Tackboard: fabric price group 1 Attachment hardware and cleats 	1 Style number 2 Fabric color number for tackboard 3 Options, if selected (see below) ► See <i>Surface Materials</i> , page 570.	
Options		U.S. Price	Required to Specify
Surface Materials	Tackboard		
	• Fabric price group 1	No cost	Specify fabric color number.
	• Fabric price group 2	+\$ 12	Specify fabric color number.
	• Fabric price group 3	+\$ 55	Specify fabric color number.
	• Fabric price group 4	+\$ 75	Specify fabric color number.
	• Fabric price group 5	+\$120	Specify fabric color number.
	• Fabric price group COM	+\$ 16	Specify fabric color number.
► See <i>Surface Materials Reference Manual</i> .			
Slatwall	<ul style="list-style-type: none"> 36"W slatwall panel with tackboard on either side: 8043 Clear Anodized Aluminum or 0835 Black 	No cost	Add suffix S to style number and select 8043 Clear Anodized Aluminum or 0835 Black.

Specification Information

Dimensions			Style Number	U.S. Base Price
D	W	H		
22"	54"	22 ⁵ / ₈ "	DT2254	\$336
22"	60"	22 ⁵ / ₈ "	DT2260	\$362
22"	66"	22 ⁵ / ₈ "	DT2266	\$400
22"	72"	22 ⁵ / ₈ "	DT2272	\$440
22"	78"	22 ⁵ / ₈ "	DT2278	\$461
22"	84"	22 ⁵ / ₈ "	DT2284	\$487
22"	90"	22 ⁵ / ₈ "	DT2290	\$506
22"	96"	22 ⁵ / ₈ "	DT2296	\$531



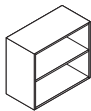
For Canadian Pricing

Multiply U.S. Price by the Canadian price factor.

► See page 1 for details.

Bookshelf for Use on or Under Worksurfaces

Bookshelf for Use
on or Under Worksurfaces



Standard Includes	Required to Specify
<ul style="list-style-type: none">• Bookshelf: wood veneer• Leveling glides: black only	<ul style="list-style-type: none">1 Style number2 Wood color number for bookshelf3 Options, if selected (see below) <p>► See <i>Surface Materials</i>, page 570.</p>

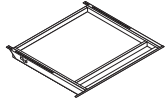
	Options	U.S. Price	Required to Specify
Surface Materials	• Premium wood 2	+\$177	Specify Premium wood 2 finish number.
	• Premium wood 3	+\$624	Specify Premium wood 3 finish number.
	• Customiz stain on wood veneer	No cost	Specify <i>with Customiz stain</i> .
			► See <i>Surface Materials Reference Manual</i> .

Specification Information				
Dimensions			Style Number	U.S. Base Price
D	W	H		
15"	30"	26"	DB3026	\$1557
.


For Canadian Pricing
Multiply U.S. Price by the
Canadian price factor.
► See page 1 for details.

Worksurface Accessories

Wood Center Drawer



Tip: Dimensions given are outside dimensions.

► For inside dimensions, see page 365.

Standard Includes	Required to Specify
► Need help? Product details, page 363 <ul style="list-style-type: none"> • Non-locking center drawer: wood • Mounting frame: black paint only 	1 Style number 2 Wood color number for center drawer 3 Option, if selected (see below) ► See <i>Surface Materials</i> , page 570.

Options	U.S. Price	Required to Specify
Surface Materials <ul style="list-style-type: none"> • Premium wood 2 • Premium wood 3 • Customiz stain on wood 	+\$19 +\$71 No cost	Specify Premium wood 2 finish number. Specify Premium wood 3 finish number. Specify <i>with Customiz stain</i> . ► See <i>Surface Materials Reference Manual</i> .

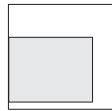
Specification Information				
Dimensions			Style Number	U.S. Base Price
D	W	H		
19½"	21¼"	2¼"	AWAC23212	\$346

Impact Edge Profile Samples

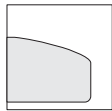
Standard Includes	Required to Specify
<ul style="list-style-type: none"> • Worksurface: wood veneer 	1 Style number 2 Wood color number for worksurface 3 Worksurface profile (see below under Required Selections) 4 Options, if selected (see below) ► See <i>Surface Materials</i> , page 570.

Required Selections (Price below)

Wood worksurface edge profiles



Square edge profile



Tapered edge profile

Options	U.S. Price	Required to Specify
Surface Materials <ul style="list-style-type: none"> • Premium wood 2 • Premium wood 3 • Customiz stain • Full-fill finish 	+\$ 47 +\$164 No cost +\$ 24	Specify Premium wood 2 finish number. Specify Premium wood 3 finish number. Specify <i>with Customiz stain</i> . Specify full-fill finish number.

Specification Information			
Dimensions		Style Number	U.S. Base Price
D	W		Wood Veneer
12"	12"	IPXE1212	\$170



For Canadian Pricing
Multiply U.S. Price by the Canadian price factor.
► See page 1 for details.

Technology Covers

Standard Includes		Required to Specify
► Need help? Product details, page 364	• Technology covers: Corian	1 Style number 2 Corian color number: 2970 Cameo White 2971 Nocturne Black

Specification Information				
• Dimensions			• Style	• U.S.
D	W	H	Number	Price
:	:	:	:	:



Wire Access Grommet Cover

4 1/2"	6"	1/4"	DAC84	\$83
:	:	:	:	:



Square Cover

4 1/2"	6"	1/4"	DAX84	\$83
:	:	:	:	:

Tip: Tech center worksur-
faces require five technology
covers to conceal the wire
management trough.



For Canadian Pricing
Multiply U.S. Price by the
Canadian price factor.
► See page 1 for details.

Power Boxes and Power/Communication Boxes

Standard Includes	Required to Specify
<ul style="list-style-type: none"> Need help? Product details, page 364 Power box Power/communication box with adapters for two customer-supplied data couplers/jacks 	Style number

Specification Information

Dimensions	Style	U.S.
D W H	Number	Price

Power Boxes

3"	3"	1"	SPP	\$230
----	----	----	------------	-------

Hardwired Power Boxes

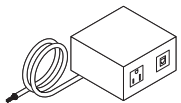
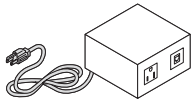
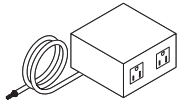
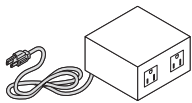
3"	3"	1"	SPPH	\$475
----	----	----	-------------	-------

Power/Communication Boxes

3"	3"	1"	SPC	\$231
----	----	----	------------	-------

Hardwired Power/Communication Boxes

3"	3"	1/4"	SPCH	\$351
----	----	------	-------------	-------



Tip: Jacks can be purchased by calling any of the manufacturers listed below:

- AMP Corporation 1.800.522.6752
- Leviton 1.800.722.2082
- Lucent 1.800.344.0223
- Krone 1.800.775.5766
- Panduit 1.800.777.3300

Field-Installed Round Grommet



Standard Includes	Required to Specify
<ul style="list-style-type: none"> Grommet: paint or metal Installation instructions 	1 Style number 2 Paint or metal color number ▶ See <i>Surface Materials</i> , page 570.

Specification Information

Dimensions	Style	U.S.
D W	Number	Price

2 1/2"	2 1/2"	AWAG2	\$68
--------	--------	--------------	------



For Canadian Pricing
 Multiply U.S. Price by the Canadian price factor.
 ▶ See page 1 for details.

Convene



Statement of Line

426



Product Details

Conference Tables and Coordinating Furniture	432
Conference Tables	434
Contemporary-Style Coordinating Furniture	438
Transitional-Style Coordinating Furniture	439

Application Topics

Convene Credenza Dimensions	440
Conference Table Top and Base Combinations	442
Convene Base Locations	454
Power and Communication Accessory Locations	462
Availability of Conference Top Options	466
Specifying Conference Top Options	470



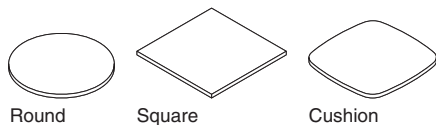
Specifying

Wood Conference Table Tops	473
Laminate Conference Table Tops	484
Bases for Conference Tables	496
Power and Communication Accessories	504
Contemporary-Style Furniture	506
Transitional-Style Furniture	518
Convene Edge Profile Samples	525
Transitional-Style Wallboards	526

Statement of Line

Convene

Conference Tables and Bases

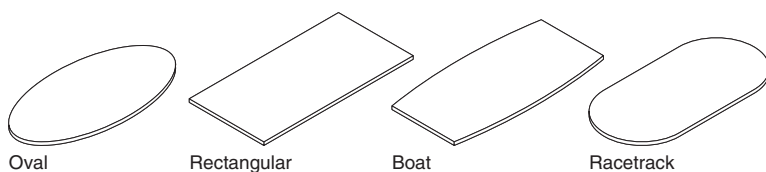


Understanding
 ▶ Page 434
 Specifying
 ▶ Pages 473, 484

Round, Square, and Cushion Table Tops

	36"W	42"W	48"W	54"W	60"W	66"W	72"W
36"D	● ■						
42"D		● ■					
48"D			● ■				
54"D				● ■			
60"D					● ■		
66"D						●	
72"D							●

● = Round ■ = Square and Cushion



Understanding
 ▶ Page 434
 Specifying
 ▶ Pages 476, 488

Oval, Rectangular, Boat-Shape, and Racetrack Tops

	60"W	66"W	72"W	84"W	96"W	108"W	120"W	144"W	168"W	192"W	216"W
36"D	● ■	● ■	● ■	● ■							
42"D			● ■	● ■	● ■	● ■					
48"D				■	● ■	● ■	● ■	● ■			
54"D						● ■	● ■	● ■	■		
60"D							● ■	● ■	● ■	■	■
66"D								● ■	● ■	● ■	■
72"D									● ■	● ■	● ■

● = Oval ■ = Rectangular, Boat-Shape, and Racetrack

Conference Tables and Bases, continued

Understanding
 ▶ Page 434
 Specifying
 ▶ Page 496

Conference Table Bases



T-flex
base



X-flex
base



U-panel
base



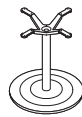
X-panel
base



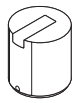
Rectangular
base



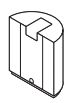
Contemporary
disk base



Transitional
disk base



Circular drum
base

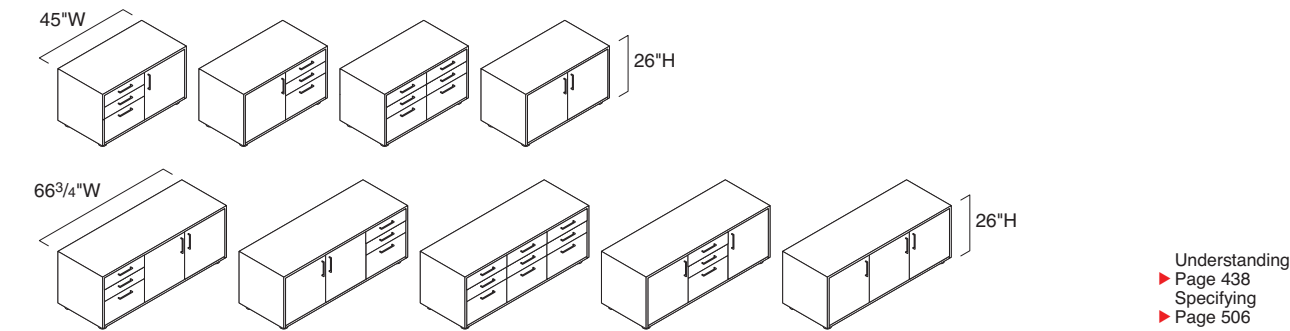


Half drum
base



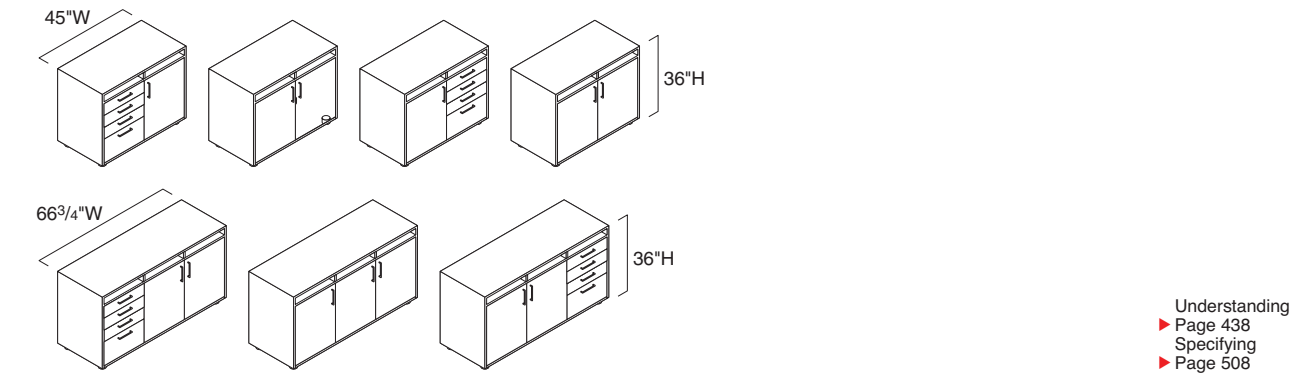
Elliptical drum
base

Contemporary-Style Coordinating Furniture



Storage Credenzas

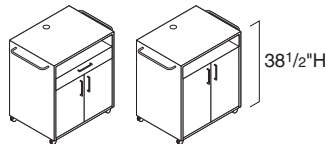
	45"W	67"W
24"D	●	●



Buffet-Height Credenzas

	45"W	67"W
24"D	●	●

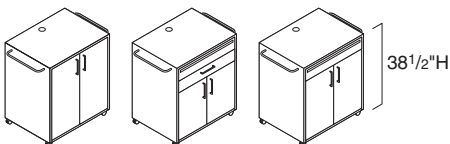
Contemporary-Style Coordinating Furniture, continued



Understanding
 ▶ Page 438
 Specifying
 ▶ Page 510

Media Carts

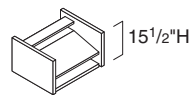
32"W
 24"D



Understanding
 ▶ Page 438
 Specifying
 ▶ Page 512

Hospitality Carts

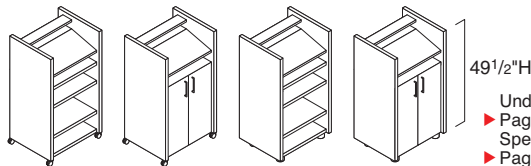
32"W
 24"D



Understanding
 ▶ Page 438
 Specifying
 ▶ Page 514

Table Top Lectern

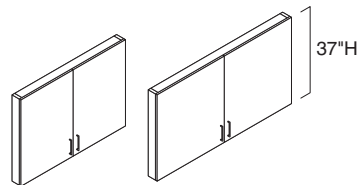
25"W
 22"D



Understanding
 ▶ Page 438
 Specifying
 ▶ Page 515

Full-Height Lecterns

25"W
 22"D

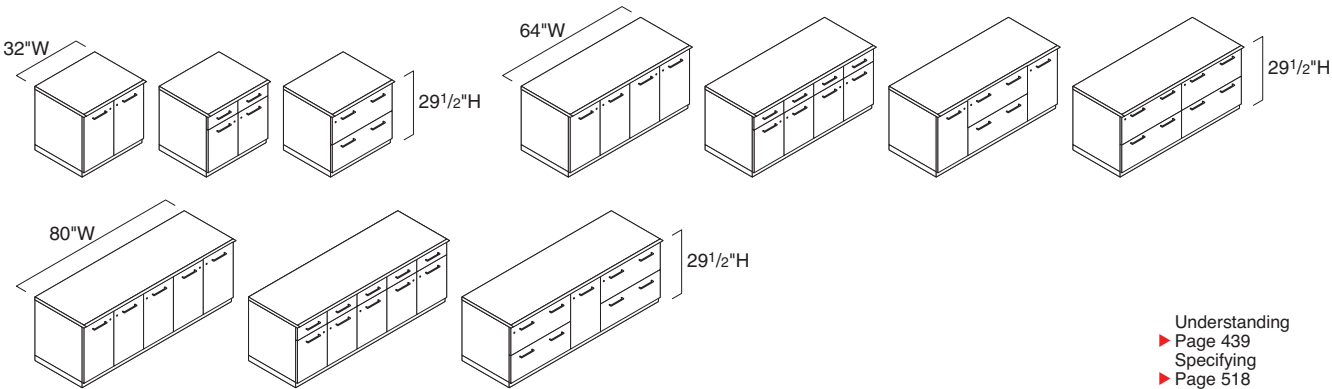


Understanding
 ▶ Page 432
 Specifying
 ▶ Page 516

Wallboards

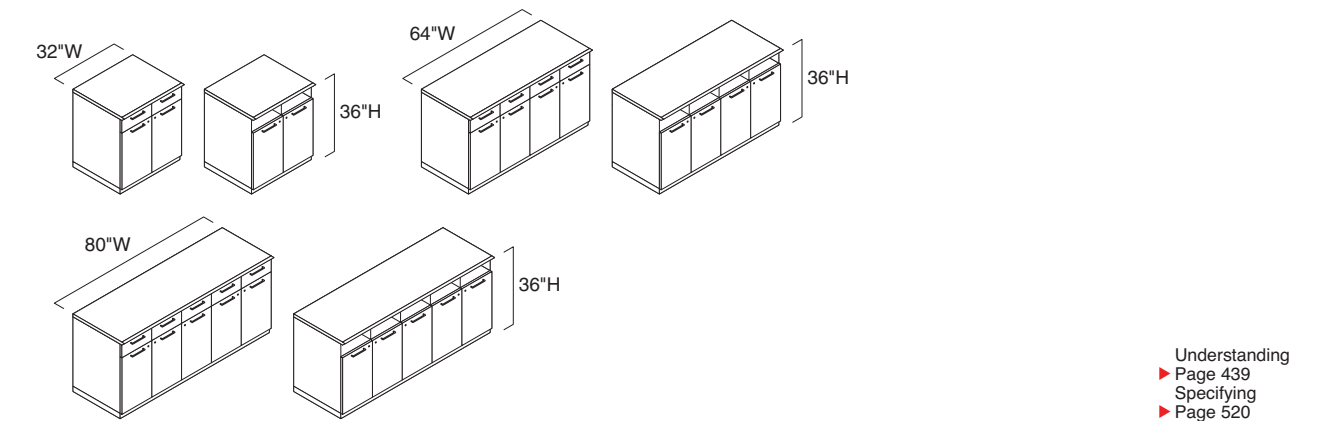
56"W 70"W
 5"D

Transitional-Style Coordinating Furniture



Storage Credenzas

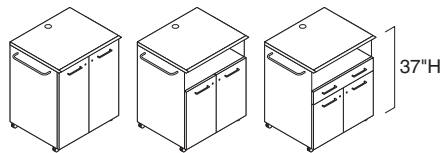
	32"W	64"W	80"W
25 1/4"D	●	●	●



Buffet-Height Credenzas

	32"W	64"W	80"W
25 1/4"D	●	●	●

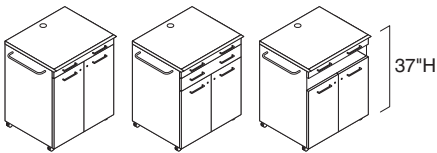
Transitional-Style Coordinating Furniture, continued



Understanding
▶ Page 439
Specifying
▶ Page 522

Media Carts

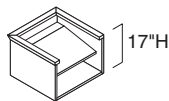
32½"W
25"D



Understanding
▶ Page 439
Specifying
▶ Page 523

Hospitality Carts

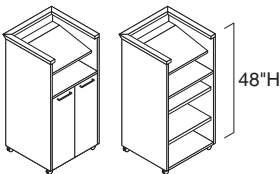
32½"W
25"D



Understanding
▶ Page 439
Specifying
▶ Page 524

Table Top Lectern

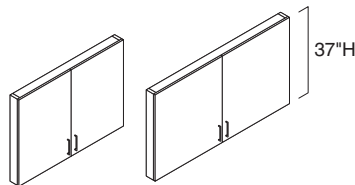
27½"W
23½"D



Understanding
▶ Page 439
Specifying
▶ Page 524

Full-Height Lecterns

27½"W
23½"D



Understanding
▶ Page 432
Specifying
▶ Page 526

Wallboards

56"W 70"W
5"D

Convene Conference Tables and Coordinating Furniture

Convene coordinating furniture matches the aesthetic of the Convene conference tables and is ideal for use in conference rooms and large offices. Two furniture styles are available: Contemporary and Transitional.

Storage credenzas are available in various door and file drawer configurations. Buffet-height credenzas are also available. Translucent glass doors are available as an option on Contemporary-style furniture only. Locks are standard factory-installed, keyed random.

► **Lock and Keying**, page 588

Wallboard doors have a tackable surface on the inside and pegs to hang flip-chart pads.

Wallboard is available 56"W and 70"W. Doors open 180°, and door interiors have a tackable surface. Interior writing surface accommodates dry-erase markers.

Conference tables are available in a wide variety of table top and base combinations. ► See *Conference Table Top and Base Combinations*, page 442.

Table bases are available in eleven styles. Various sizes are available in both metal and wood. All bases accommodate cords and cables to bring power and data to the worksurface.

Media carts are available with drawers, open shelves, and double doors in three configurations. 2½"-round grommet is standard in cart top. Hospitality carts are also available.

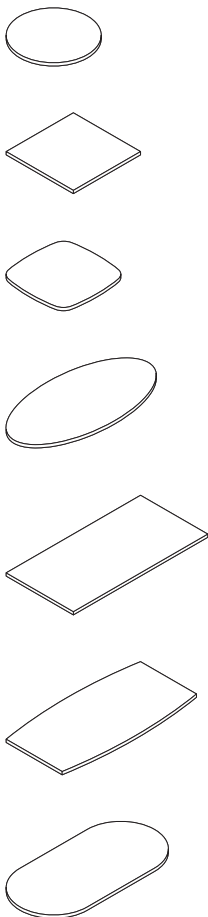
Convene Conference Tables

Convene table collection allows tops and bases that are combined to create a wide variety of conference tables with numerous power and communication options.

Product Details

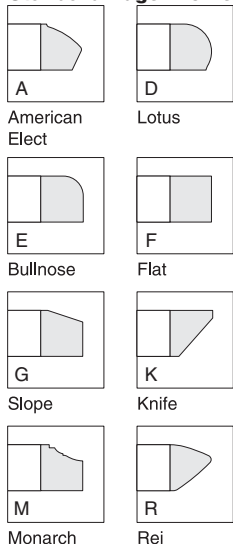
Conference tables include a top and bases that are ordered separately and combined in the field. Conference tables are 29"H. *Tip: Use the Conference Table Top and Base Combinations matrix to determine the type and number of bases you need to order for the table you choose.*

► Page 442

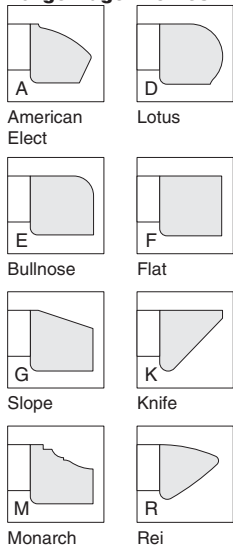


Seven conference table tops are available in a variety of sizes.

Standard Edge Profiles



Large Edge Profiles



Eight edge profiles are available on table tops. To keep the proportions of edge profile and table size visually consistent, tables over a certain size receive a larger edge profile. Standard edge profile is 1¼"D x 1⅜"H, large edge profile is 1⅞"D x 1⅞"H. Edge profiles are solid wood.

American Elect edge coordinates with the "A" edge used on both Landmark and American Elect.

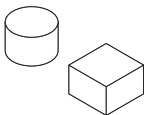
Bullnose edge coordinates with the bullnose edge on Elective Elements.

Solid wood edge profiles are achieved by adding a specially shaped wood edge to table tops. Both wood and laminate table tops have solid wood edge profiles.

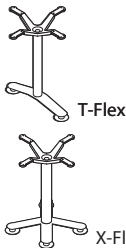
Grain direction on wood veneer tops runs the width on all tops up to 72"W. Grain direction runs the depth on all tops 84"W or wider.

Directional laminates run the width on all tops up to 60"D. Directional laminates run the depth on tops 66"D or deeper.

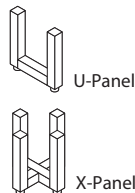
Conference table bases are available in nine styles—T-flex, X-flex, U-panel, X-panel, rectangular panel, disk, circular drum, elliptical drum, and half drum. Not all bases can be used on all table tops. ► See *Conference Table Top and Base Combinations* matrix, pages 442–453.



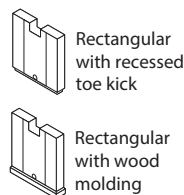
Cylinder and square feet are available on certain conference table bases.



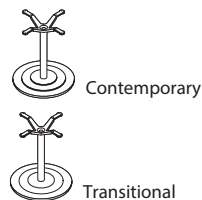
Metal T-flex and X-flex bases are available 24"W and 30"W.



U-panel and X-panel bases are available 24"W, 30"W, and 36"W. U-panel bases are also available 18"W. U- and X-panel bases are wood and standard with cylinder feet. Square feet are available as an option.



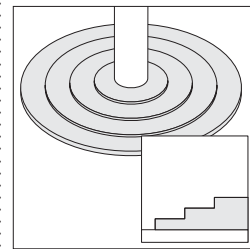
Rectangular panel bases are available 18"W, 24"W, 30"W, and 36"W. Rectangular panel bases are wood and available with a recessed toe kick plate in a metallic or black finish, cylinder feet, square feet, or with wood molding.



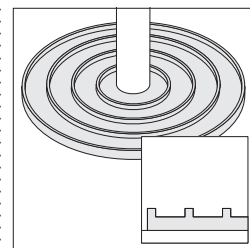
Disk bases with columns are available 24"W and 30"W. Disk bases are metal and available in contemporary or transitional styles.



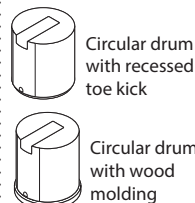
Freestanding table base is available 28"W.



Contemporary disk base with column and contemporary drum bases have a stepped design.



Transitional disk base with column and transitional drum bases have raised rings.



Circular drum bases are available 18"W, 24"W, 30"W, and 36"W. Circular drum bases are wood and available with a recessed toe kick plate in a metallic or black finish or with wood molding.



Half drum
with recessed
toe kick



Half drum
with wood
molding

Half drum bases are available 18"W, 24"W, 30"W, and 36"W. Half drum bases are wood and available with a recessed toe kick plate in a metallic or black finish or with wood molding.



Elliptical
with recessed
toe kick



Elliptical
with wood
molding

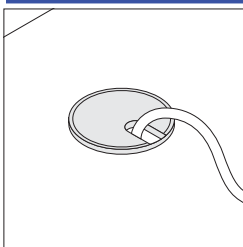
Elliptical drum bases are available 24"W, 30"W, and 36"W. Elliptical drum bases are wood and available with a recessed toe kick plate in a metallic or black finish, or with wood molding.

Leveling glides adjust to install tables on uneven floors. Leveling glides are standard on all bases.

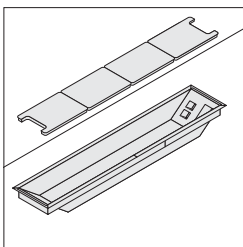
Connections

Conference table combinations require a certain size and number of bases to support a specific top.
► Page 442

Wiring & Cabling

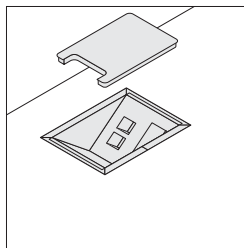


2 1/2"-round grommets are available factory installed on conference tables to allow cords and cables to pass through the top.



Power channels are available in the table top to provide lay-in cable routing and access to electrical outlets and voice and data receptacles. Technology covers are included to conceal outlets and receptacles. Tables can accommodate one or two power channels depending on table dimensions. Power channels are standard with a conduit and must be hardwired in the field.

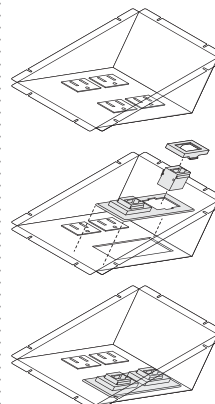
Tip: Power channels cannot be used on any table supported with an X-panel base.
► See Availability of Conference Top Options, page 466.



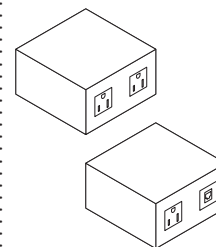
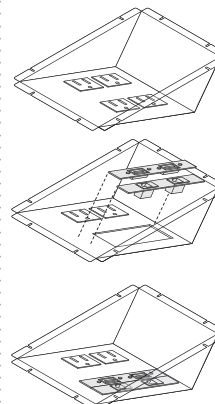
Power units are available in the table top to provide access to electrical outlets and voice and data receptacles. Technology covers are included to conceal outlets and receptacles. Tables can accommodate one, two, four or six power units depending on table dimensions. Power units are standard with a conduit and must be hardwired in the field.

Tip: Power units cannot be used on any table supported with T-flex, X-flex, or disk bases.
► See Availability of Conference Top Options, page 466.

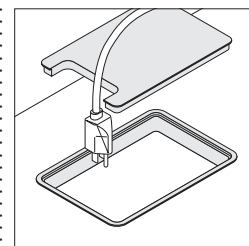
Power channels and power units have an opening for data that can be filled. The first method is two simplex voice/data jacks (customer supplied).



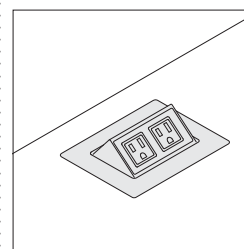
The second method is two single space Extron Electronics Architectural Adapter Plates (AAPs) for data solutions. These are supplied by the customer and can be used in any combination.



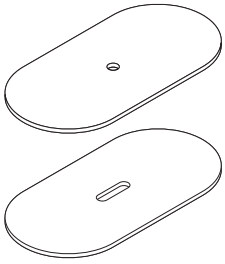
Power boxes and power/communication boxes are available to provide additional electrical outlets and voice and data receptacles where needed. They can be used under table tops, in media and hospitality carts, and lecterns.



Removable wire access covers on power channels and power units allow cords and cables to pass through the table top. The cover, when replaced, holds cords in place.



Flip up power unit provides two electrical outlets at worksurface height. Power unit is flush with worksurface when not in use. It has a 6' power cord with grounded plug. This is field-installed only.



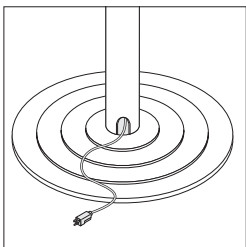
Factory-cut holes for power and communication spheres and ports are available as options on conference table tops. Tables can accommodate one, two, or four holes depending on table dimensions. Power and communication spheres and ports must be specified separately.

Tip: Round and oval ports cannot be used on any table supported with disk bases.

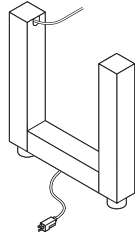
► See *Availability of Conference Top Options*, page 466.

Decorative round and oval port covers snap on to the plastic cover that ships standard with the ports. Covers are metal and available in two metallic finishes.

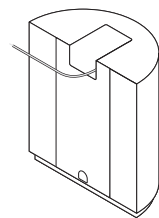
T-flex and X-flex bases can accommodate cords and cables routed through the center and out through an opening in the bottom.



Disk base can accommodate cords and cables routed through the column and out through a mouse hole in the bottom of the column.



X-panel and U-panel bases can accommodate cords and cables through cutouts in the top and cavities that run all the way through to the floor.



Rectangle panel, half drum, elliptical drum, and round drum bases can accommodate cords and cables through a wire access cavity with a removable panel. A hole is standard in the bottom of the half drum, elliptical drum, and round drum for direct access to floor monuments.

Power and Communication Accessory Locations

► Page 462

Surface Materials

Top

- Wood veneer
- Laminate
- Customiz stain (optional on wood)
- Full-fill finish (optional on wood)

Edge profile

- Solid wood on wood and laminate tops
- Customiz stain (optional on laminate tops)

T- and X-flex bases

- 0835 Black
- 4798 Sterling
- 4799 Platinum
- 8042 Brushed Aluminum (optional)
- 8046 Polished Aluminum (optional)

U-, X- and rectangular panel bases

- Wood*
 - Customiz stain (optional)
- *With the exception of oak, wood bases use flat-cut veneers. Oak bases always use rift-cut veneers.*

Disk base

- 7207 Black

Freestanding table base

- 4799 Platinum
- 7207 Black

Circular, half and elliptical drum bases

- Wood*
 - Customiz stain (optional)
- *With the exception of oak, wood bases use flat-cut veneers. Oak bases always use rift-cut veneers.*

Cylinder and square feet

- 0835 Black
- 4799 Platinum
- 8042 Brushed Aluminum (optional)
- 8046 Polished Aluminum

Toe kick plate

- 0835 Black
- 8042 Brushed Aluminum (optional)
- 8046 Polished Aluminum

Grommets

- 0835 Black
- 4799 Platinum Metallic
- 9201 Polished Chrome
- 9211 Nickel

Technology covers

- Corian
 - 2970 Cameo White
 - 2971 Nocturne Black

Power channel and power unit sleeves

- 0835 Black
- 4799 Platinum

Round and oval port caps

- 9201 Polished Chrome
- 9211 Nickel

Leveling glides

- Black only

9201 Polished Chrome and 8046 Polished Aluminum

are visually very similar and work well together for coordination of finishes.

Wood touch-up kits

- Available in specific finishes for field repairs
- Page 590

Application Topics

Conference tables are shipped knocked down and are assembled in the field. All conference table tops ship as on piece with the following exceptions:

The following table tops are shipped in two pieces:

- 66" and 72" diameter round tops
- 54"D x 144"W oval tops
- 60"D x 144"W/168"W oval tops
- 48"D x 144"W rectangular, boat-shape, and racetrack tops
- 54"D x 144"W/168"W rectangular, boat-shape, and racetrack tops
- 60"D x 144"W/168"W/192"W/216"W rectangular, boat-shape, and racetrack tops

The following table tops are shipped in three pieces:

- 66"D x 144"W/168"W, 72"W x 168"W/ oval tops
- 66"D x 144"W/168"W rectangular, boat-shape, and racetrack tops
- 72"D x 168"W rectangular, boat-shape, and racetrack tops

The following table tops are shipped in four pieces:

- 66"D x 192"W, 72"D x 192"W/216"W oval tops
- 66"D x 192"W/216"W rectangular, boat-shape, and racetrack tops
- 72"W x 192"W/216"W rectangular, boat-shape, and racetrack tops

Actual Dimensions

Conference Table Tops

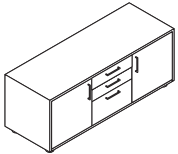
Table top thickness	13/8"
Round table top diameter	36", 42", 48", 54", 60", 66", or 72"
Square and cushion table top depth and width	36", 42", 48", 54", or 60"
Oval table top depth	36", 42", 48", 54", 60", 66", or 72"
Oval table top width	60", 66", 72", 84", 96", 108", 120", 144", 168", 192", or 216"
Rectangular and racetrack table top depth	36", 42", 48", 54", 60", 66", or 72"
Boat-shape table top depth	30"/36", 36"/42", 41"/48", 46"/54", 51"/60", 56"/66", or 61"/72"
Rectangular, boat-shape, and racetrack table top width	60", 66", 72", 84", 96", 108", 120", 144", 168", 192", or 216"

Conference Table Bases

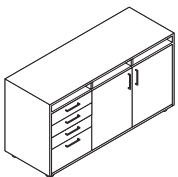
T-flex and X-flex base width	24" or 30"
Disk base diameter	24" or 30"
U-panel and rectangular panel base depth	4" or 6"
U-panel and rectangular panel base width	18", 24", 30", or 36"
X-panel width and depth	24", 30", or 36"
Elliptical drum width	24", 30", or 36"
Circular drum base diameter	18", 24", 30", or 36"
Half drum width	18", 24", 30", or 36"
Freestanding table base	28"

Convene Contemporary-Style Coordinating Furniture

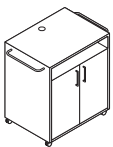
Product Details



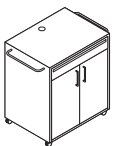
Storage credenza assemblies are available 45"W and 67"W. Various door and drawer configurations are available to meet your storage needs.



Buffet-height credenzas are 36"H and available 45"W and 67"W. Various door and drawer configurations are available to meet your storage needs.



Media carts, 32"W and 38½"H, are available with casters or feet. Media carts are available with an open shelf, drawer, and double doors in three configurations.



Hospitality carts are available 32"W and 38½"H with casters only. Hospitality carts are available with a pull-out shelf, open shelf, drawer, and double doors in three configurations.

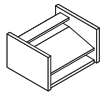
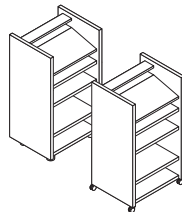
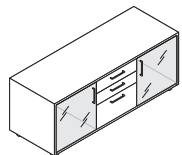


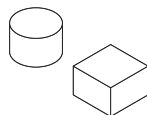
Table top lectern is 16½"H and includes a task light and a wire management channel for routing cords and cables.



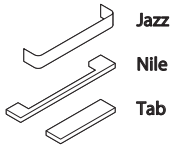
Full-height lecterns are 48"H and are available with casters or feet. Task light and wire management channel for routing cords and cables are included. Full-height lecterns are available with a non-locking door.



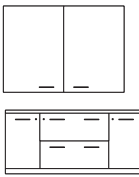
Translucent glass doors are available on credenzas, buffet-height credenzas, media carts, and hospitality carts. Doors are aluminum-framed glass. Translucent glass doors do not lock.
Tip: Specify 4799 Platinum finish on pulls to match door frame.



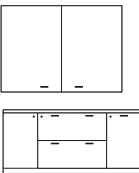
Cylinder feet are standard on credenzas, buffet-height credenzas, and lecterns. They are also available on media carts. Square feet are available as an option wherever cylinder feet are offered.



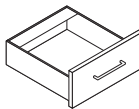
Pulls are available in three styles—jazz, Nile, and tab.



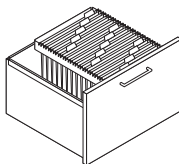
Nile and jazz door and drawer pulls are located in the positions indicated above.



Tab door and drawer pulls are located in the positions indicated above.



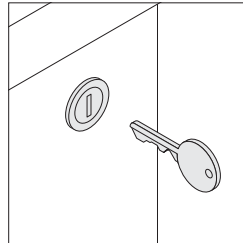
Box drawers open 90 percent of their depth.



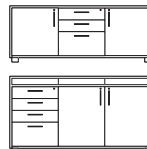
File drawers open their full depth for total access to the contents. They are equipped with a hanging file system to accommodate front-to-back filing of letter-, legal-, or A4 international-size filing.

Convene edge profile samples can be ordered to meet your specifications. These 12"D x 12"W work-surfaces can be ordered in veneer or laminate and any Convene edge profile.
► Page 525

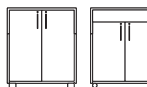
Lock & Keying



Locks are available factory- or field-installed. Factory-installed locks are standard and available keyed random only. Optional field-installed locks are available with consecutive, specific, and random keying options. Master-keyed locks are also available. Field-installed lock cylinders must be specified separately.
► *Lock and Keying*, page 588



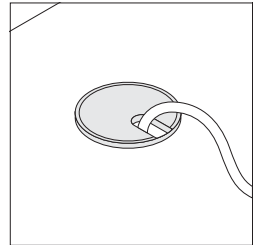
Credenzas and buffet-height credenzas have a lock located in the upper right-hand corner of each top drawer. Door locks are located in the upper corner opposite the door hinge.



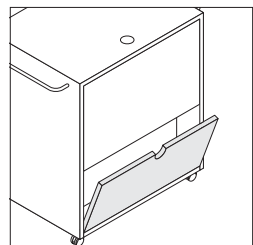
Media carts and hospitality carts have locks located on both double doors.

Translucent glass doors do not lock.

Wiring & Cabling



2½"-round grommets are available as a factory-installed option on credenzas and buffet-height credenzas. Media carts and hospitality carts are standard with a grommet.



Media cart back panel folds down to allow access to wire management cavity.

Surface Materials

Storage credenzas, buffet-height credenzas, media carts, hospitality carts, lecterns and wallboards

- Wood
- Customiz stain (optional)

Door fronts

- Wood
- Translucent glass (optional)

Pulls

- 0835 Black
- 4799 Platinum
- 9201 Polished Chrome
- 9211 Nickel

Locks

- 9201 Polished Chrome
- 9250 Ember Chrome

Grommets

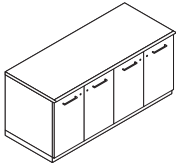
- 0835 Black
- 4799 Platinum Metallic
- 9201 Polished Chrome
- 9211 Nickel

Full-fill finish is not available on contemporary style coordinating furniture.

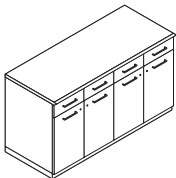
Convene Transitional-Style Coordinating Furniture

Convene Transitional-Style
Coordinating Furniture

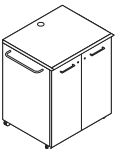
Product Details




Storage credenza assemblies are available 32"W, 64"W, and 80"W. Various door and drawer configurations are available to meet your storage needs.



Buffet-height credenzas are 36"H and available 32"W, 64"W, and 80"W. Various door and drawer configurations are available to meet your storage needs.



Media carts are available 32"W and 38½"H with casters. Media carts are available with an open shelf, drawer, and double doors in three configurations.



Hospitality carts are available 32"W and 38½"H with casters. Hospitality carts are standard with a pull-out shelf and available with an open shelf, drawer, and double doors in three configurations.

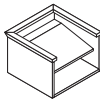
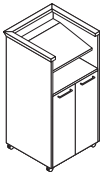
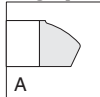


Table top lectern is 17"H and includes a task light and a wire management channel for routing cords and cables.

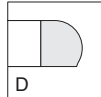


Full-height lecterns are 48"H and standard with casters. Task light and wire management channel for routing cords and cables are included. Full-height lecterns are available with a non-locking door.

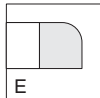
Edge profiles



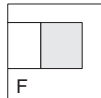
American Elect



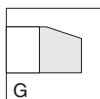
Lotus



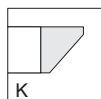
Bullnose



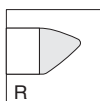
Flat



Slope

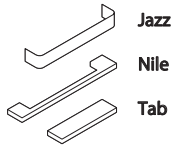


Knife

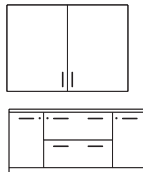


Rei

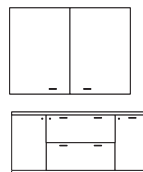
Seven edge profiles are available on transitional-style furniture to match Convene tables. Edge profiles are solid wood and measure 1¼"D x 1⅝"H.



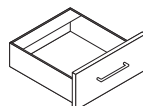
Pulls are available in three styles—jazz, Nile, and tab.



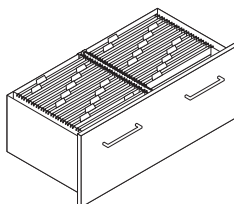
Nile and jazz door and drawer pulls are located in the positions indicated above.



Tab door and drawer pulls are located in the positions indicated above.

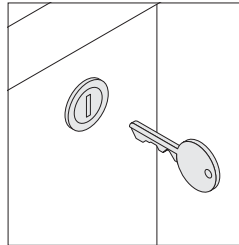


Box drawers open 90 percent of their depth. They are equipped with one pencil tray.



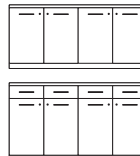
Lateral file drawers open their full depth for total access to the contents. They are equipped with a hanging file system to accommodate front-to-back or side-to-side filing.

Lock & Keying




Locks are available factory- or field-installed. Factory-installed locks are standard and available keyed random only. Optional field-installed locks are available with consecutive, specific, and random keying options. Master-keyed locks are also available. Field-installed lock cylinders must be specified separately.

► **Lock and Keying**, page 588

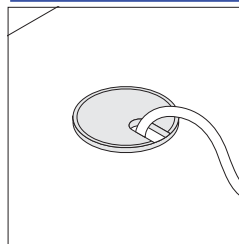


Credenzas and buffet-height credenzas have a lock located in the upper right-hand corner of each top drawer. Door locks are located in the upper corner opposite the door hinge.

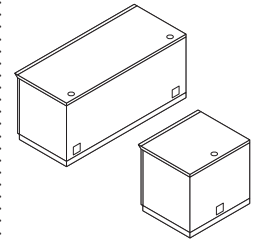


Media carts and hospitality carts have locks located on both double doors.

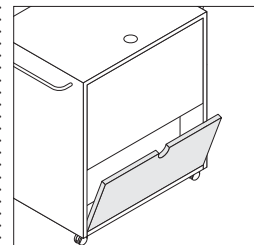
Wiring & Cabling



2½"-round grommets are available as a factory-installed option on credenzas and buffet-height credenzas. Media carts and hospitality carts are standard with a grommet.



Cutouts to accommodate pass-through wiring and cabling are included in the credenza back panel.



Media cart back panel folds down to allow access to wire management cavity.

Surface Materials

Storage credenzas, buffet-height credenzas, media carts, and hospitality carts

- Wood
- Customiz stain (optional)
- Full-fill finish on top (optional)

Lecterns and wall-boards

- Wood
- Customiz stain (optional)

Door fronts

- Wood

Pulls

- 0835 Black
- 4799 Platinum
- 9201 Polished Chrome
- 9211 Nickel

Locks

- 9201 Polished Chrome
- 9250 Ember Chrome

Grommets

- 0835 Black
- 4799 Platinum Metallic
- 9201 Polished Chrome
- 9211 Nickel

Convene Credenza Dimensions

Actual Dimensions

Contemporary Storage Credenzas

	A	B
Depth	21 $\frac{5}{8}$ "	—
Width	20 $\frac{5}{8}$ "	—
Height	22 $\frac{9}{16}$ "	—

Contemporary Buffet Credenzas

	A	B
Depth	21 $\frac{5}{8}$ "	—
Width	20 $\frac{5}{8}$ "	—
Height	28 $\frac{3}{16}$ "	—

Transitional-Style Storage Credenzas

With All Doors

	A	B
Depth	22 $\frac{1}{8}$ "	22 $\frac{1}{8}$ "
Width	30 $\frac{1}{8}$ "	14 $\frac{1}{8}$ "
Height	24 $\frac{1}{8}$ "	24 $\frac{1}{8}$ "

With Box Drawers and Doors

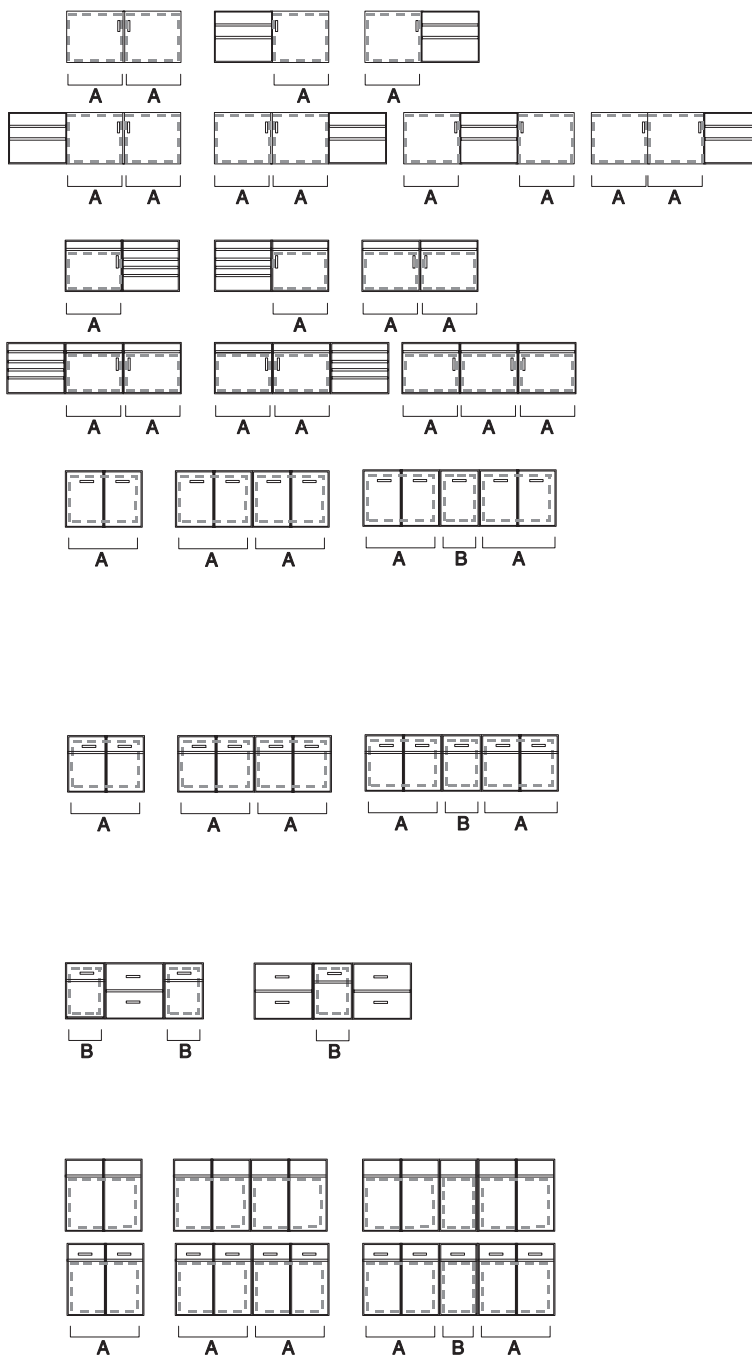
	A	B
Depth	22 $\frac{1}{8}$ "	22 $\frac{1}{8}$ "
Width	30 $\frac{1}{8}$ "	14 $\frac{1}{8}$ "
Height	18 $\frac{13}{16}$ "	24 $\frac{1}{8}$ "

With Lateral File Drawers and Doors

	A	B
Depth	—	22 $\frac{1}{8}$ "
Width	—	14 $\frac{1}{8}$ "
Height	—	24 $\frac{1}{8}$ "



































Transitional-Style Buffet Credenzas

	A	B
Depth	22 $\frac{1}{8}$ "	22 $\frac{1}{8}$ "
Width	30 $\frac{1}{8}$ "	14 $\frac{1}{8}$ "
Height	24 $\frac{9}{16}$ "	24 $\frac{1}{8}$ "



















Convene Conference Table Top and Base Combinations

Round, Square, and Cushion Tops

	Approximate Seating Capacity	24" T Flex Base 	30" T Flex Base 	24" X Flex Base 	30" X Flex Base 	24" Disk Base 	30" Disk Base 	28" Table Base 	24" U Base 	30" U Base 
Round Tops										
36" diameter	4			1 		1 		1 		
42" diameter	4			1 		1 		1 		
48" diameter	5				1 		1 	1 		
54" diameter	5				1 		1 			
60" diameter	6									
66" diameter	7									
72" diameter	8									
Square and Cushion Tops										
36" x 36"	4			1 		1 		1 		
42" x 42"	4				1 	1 		1 	2 	
48" x 48"	4				1 		1 	1 	2 	
54" x 54"	4				1 				2 	
60" x 60"	8									2 

1 = Number of base units to order.
Blank spaces in matrix designate top and base combinations that are not valid.



















Tip: Where square tops are shown, all base configurations apply to square and cushion tops.

	Approximate Seating Capacity	36" U Base 	24" X Base 	30" X Base 	36" X Base 
Round Tops					
36" diameter	4		① 		
42" diameter	4		① 		
48" diameter	5			① 	
54" diameter	5				① 
60" diameter	6				① 
66" diameter	7				① 
72" diameter	8				① 
Square and Cushion Tops					
36" x 36"	4		① 		
42" x 42"	4		① 		
48" x 48"	4			① 	
54" x 54"	4				① 
60" x 60"	8				① 

① = Number of base units to order.
Blank spaces in matrix designate top and base combinations that are not valid.









Tip: Where square tops are shown, all base configurations apply to square and cushion tops.

Convene Conference Table Top and Base Combinations Round, Square, and Cushion Tops, continued

	Approximate Seating Capacity	24" Circular Drum Base	30" Circular Drum Base	36" Circular Drum Base	24" Half Drum Base	30" Half Drum Base	36" Half Drum Base	24" Elliptical Drum Base	30" Elliptical Drum Base
									
Round Tops									
36" diameter	4								
42" diameter	4	1 							
48" diameter	5	1 							
54" diameter	5		1 						
60" diameter	6		1 						
66" diameter	7			1 					
72" diameter	8			1 					
Square and Cushion Tops									
36" x 36"	4								
42" x 42"	4	1 							
48" x 48"	4		1 						
54" x 54"	4		1 						
60" x 60"	8			1 					

1 = Number of base units to order.
Blank spaces in matrix designate top and base combinations that are not valid.

Tip: Where square tops are shown, all base configurations apply to square and cushion tops.



































	Approximate Seating Capacity	36" Elliptical Drum Base 	24" Rectangular Base 	30" Rectangular Base 	36" Rectangular Base 
Round Tops					
36" diameter	4				
42" diameter	4				
48" diameter	5				
54" diameter	5				
60" diameter	6				
66" diameter	7				
72" diameter	8				
Square and Cushion Tops					
36" x 36"	4				
42" x 42"	4		② 		
48" x 48"	4		② 		
54" x 54"	4		② 		
60" x 60"	8			② 	

① = Number of base units to order.
Blank spaces in matrix designate top and base combinations that are not valid.































Tip: Where square tops are shown, all base configurations apply to square and cushion tops.

Convene Conference Table Top and Base Combinations

Oval Tops

	Approximate Seating Capacity	24" T Flex Base 	30" T Flex Base 	24" X Flex Base 	30" X Flex Base 	24" Disk Base 	30" Disk Base 	24" U Base 	30" U Base 
Oval Tops									
36" x 60"	6	② 							
36" x 66"	6	② 							
36" x 72"	6	② 							
36" x 84"	6	② 							
42" x 72"	6	② 				② 			
42" x 84"	6	② 				② 			
42" x 96"	8	② 				② 			
42" x 108"	8	② 				② 			
48" x 84"	6		② 				② 		
48" x 96"	8		② 				② 		
48" x 108"	8		② 				② 		
48" x 120"	10		② 				② 		
54" x 108"	8		② 				② 		
54" x 120"	10		③ 				② 		
54" x 144"	12		③ 						
60" x 120"	10						② 		
60" x 144"	12								
60" x 168"	12								
66" x 144"	12								
66" x 168"	12								
66" x 192"	14								
72" x 168"	12								
72" x 192"	14								
72" x 216"	16								



























① = Number of base units to order.
Blank spaces in matrix designate top and base combinations that are not valid.

	Approximate Seating Capacity	36" U Base	24" X Base	30" X Base	36" X Base	18" Circular Drum Base
						
Oval Tops						
36" x 60"	6					
36" x 66"	6					
36" x 72"	6					
36" x 84"	6					
42" x 72"	6					② 
42" x 84"	6					② 
42" x 96"	8					② 
42" x 108"	8		② 			② 
48" x 84"	6		② 			② 
48" x 96"	8		② 			② 
48" x 108"	8		② 			② 
48" x 120"	10		② 			② 
54" x 108"	8		② 			
54" x 120"	10		② 			
54" x 144"	12		② 			
60" x 120"	10			② 		
60" x 144"	12			② 		
60" x 168"	12			③ 		
66" x 144"	12				② 	
66" x 168"	12				② 	
66" x 192"	14				③ 	
72" x 168"	12				② 	
72" x 192"	14				③ 	
72" x 216"	16				③ 	

① = Number of base units to order.
Blank spaces in matrix designate top and base combinations that are not valid.















Convene Conference Table Top and Base Combinations

Oval Tops, continued

	Approximate Seating Capacity	24" Circular Drum Base	30" Circular Drum Base	36" Circular Drum Base	24" Half Drum Base	30" Half Drum Base	36" Half Drum Base	24" Elliptical Drum Base
								
Oval Tops								
36" x 60"	6							
36" x 66"	6							
36" x 72"	6							
36" x 84"	6							
42" x 72"	6							
42" x 84"	6							
42" x 96"	8							
42" x 108"	8							
48" x 84"	6							2 
48" x 96"	8							2 
48" x 108"	8							2 
48" x 120"	10							2 
54" x 108"	8	2 						2 
54" x 120"	10	2 						2 
54" x 144"	12	2 						2 
60" x 120"	10	2 						
60" x 144"	12	2 						
60" x 168"	12	3 						
66" x 144"	12		2 					
66" x 168"	12		2 					
66" x 192"	14		3 					
72" x 168"	12		2 					
72" x 192"	14		2 	1 **				
72" x 216"	16		2 	1 **				

1 = Number of base units to order.
Blank spaces in matrix designate top and base combinations that are not valid.

** Tops require two 30" circular drum bases and one 36" circular drum base to support the center of the top.

	Approximate Seating Capacity	30" Elliptical Drum Base	36" Elliptical Drum Base	24" Rectangular Base	30" Rectangular Base	36" Rectangular Base
						
Oval Tops						
36" x 60"	6					
36" x 66"	6					
36" x 72"	6					
36" x 84"	6					
42" x 72"	6					
42" x 84"	6					
42" x 96"	8					
42" x 108"	8					
48" x 84"	6					
48" x 96"	8					
48" x 108"	8					
48" x 120"	10					
54" x 108"	8					
54" x 120"	10					
54" x 144"	12					
60" x 120"	10					
60" x 144"	12					
60" x 168"	12					
66" x 144"	12	 ← 1*				
66" x 168"	12	 ← 1*				
66" x 192"	14	 ← 2**				
72" x 168"	12	 ← 1*				
72" x 192"	14	 ← 2**				
72" x 216"	16	 ← 2**				

1 = Number of base units to order.
Blank spaces in matrix designate top and base combinations that are not valid.

* Tops require two 30" elliptical drum bases and one 36" elliptical drum base to support the center of the top.

** Tops require two 30" elliptical drum bases and two 36" elliptical drum bases to support the center of the top.

Convene Conference Table Top and Base Combinations











































































Rectangular, Boat-Shape, and Racetrack Tops

① = Number of base units to order.

Blank spaces in matrix designate top and base combinations that are not valid.














































Tip: Racetrack tops are shown. All base configurations

shown apply to rectangular, boat-shape, and racetrack tops.

	Approximate Seating Capacity	24" T Flex Base 	30" T Flex Base 	24" X Flex Base 	30" X Flex Base 	24" Disk Base 	30" Disk Base 	18" U Base 	24" U Base 	30" U Base 
Rectangular, Boat-Shape, and Racetrack Tops										
36" x 60"	6	② 							② 	
36" x 66"	6	② 							② 	
36" x 72"	6	② 		② 		② 			② 	
36" x 84"	6	② 		② 		② 			② 	
42" x 72"	6	② 		② 		② 			② 	
42" x 84"	6	② 		② 		② 			② 	
42" x 96"	8	② 		② 		② 			② 	
42" x 108"	8	② 		② 		② 			② 	
48" x 84"	6		② 		② 		② 		② 	
48" x 96"	8		② 		② 		② 		② 	
48" x 108"	8		② 		② 		② 		② 	
48" x 120"	10		② 		② 		② 		③ 	
48" x 144"	12		③ 		③ 		③ 		③ 	
54" x 108"	8		② 		② 					③ 
54" x 120"	10		② 		② 					③ 
54" x 144"	12		③ 		③ 					③ 
54" x 168"	12		③ 		③ 					③ 
60" x 120"	12									③ 
60" x 144"	14									③ 
60" x 168"	14									③ 
60" x 192"	16									④ 
60" x 216"	18									④ 
66" x 144"	14									
66" x 168"	14									
66" x 192"	16									
66" x 216"	18									
72" x 168"	14									
72" x 192"	16									
72" x 216"	18									

1 = Number of base units to order.
Blank spaces in matrix designate top and base combinations that are not valid.

Tip: Racetrack tops are shown. All base configurations shown apply to rectangular, boat-shape, and racetrack tops.

	Approximate Seating Capacity	36" U Base 	24" X Base 	30" X Base 	36" X Base 	18" Circular Drum Base 
Rectangular, Boat-Shape, and Racetrack Tops						
36" x 60"	6					
36" x 66"	6					
36" x 72"	6					
36" x 84"	6					
42" x 72"	6					2 
42" x 84"	6		2 			2 
42" x 96"	8		2 			2 
42" x 108"	8		2 			2 
48" x 84"	6		2 			2 
48" x 96"	8		2 			2 
48" x 108"	8		2 			2 
48" x 120"	10		2 			2 
48" x 144"	12		3 			3 
54" x 108"	8		2 			
54" x 120"	10		2 			
54" x 144"	12		3 			
54" x 168"	12		3 			
60" x 120"	12			2 		
60" x 144"	14			3 		
60" x 168"	14			3 		
60" x 192"	16			3 		
60" x 216"	18			3 		
66" x 144"	14	3 			2 	
66" x 168"	14	3 			2 	
66" x 192"	16	4 			3 	
66" x 216"	18	4 			3 	
72" x 168"	14	3 			2 	
72" x 192"	16	4 			3 	
72" x 216"	18	4 			3 	





































































Convene Conference Table Top and Base Combinations Rectangular, Boat-Shape, and Racetrack Tops, continued

① = Number of base units to order.

Blank spaces in matrix designate top and base combinations that are not valid.










































* Certain tops with half drum bases also require rectangular bases to support the center of the top. Rectangular bases are shown where applicable. Size of rectangular bases should match the half drum size.

Tip: Racetrack tops are shown. All base configurations shown apply to rectangular, boat-shape, and racetrack tops.

	Approximate Seating Capacity	24" Circular Drum Base	30" Circular Drum Base	36" Circular Drum Base	18" Half Drum Base	24" Half Drum Base	30" Half Drum Base	36" Half Drum Base	24" Elliptical Drum Base	30" Elliptical Drum Base
										
Rectangular, Boat-Shape, and Racetrack Tops										
36" x 60"	6									
36" x 66"	6									
36" x 72"	6									
36" x 84"	6									
42" x 72"	6				② 				② 	
42" x 84"	6				② 				② 	
42" x 96"	8				② 				② 	
42" x 108"	8				② 				② 	
48" x 84"	6				② 				② 	
48" x 96"	8				② 				② 	
48" x 108"	8				② 				② 	
48" x 120"	10				②* 				② 	
48" x 144"	12				②* 				③ 	
54" x 108"	8	② 				②* 			② 	
54" x 120"	10	② 				②* 			② 	
54" x 144"	12	③ 				②* 			③ 	
54" x 168"	12	③ 				②* 			③ 	
60" x 120"	12	② 				②* 				② 
60" x 144"	14	③ 				②* 				③ 
60" x 168"	14	③ 				②* 				③ 
60" x 192"	16	③ 				②* 				③ 
60" x 216"	18	③ 				②* 				③ 
66" x 144"	14		② 				②* 			
66" x 168"	14		② 				②* 			
66" x 192"	16		③ 				②* 			
66" x 216"	18		③ 				②* 			
72" x 168"	14			② 				②* 		
72" x 192"	16			③ 				②* 		
72" x 216"	18			③ 				②* 		

1 = Number of base units to order.
Blank spaces in matrix designate top and base combinations that are not valid.

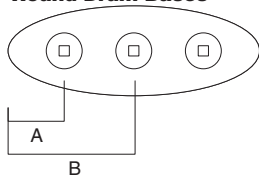
Tip: Racetrack tops are shown. All base configurations shown apply to rectangular, boat-shape, and racetrack tops.

	Approximate Seating Capacity	36" Elliptical Drum Base	18" Rectangular Base	24" Rectangular Base	30" Rectangular Base	36" Rectangular Base
						
Rectangular, Boat-Shape, and Racetrack Tops						
36" x 60"	6		2 			
36" x 66"	6		2 			
36" x 72"	6		2 			
36" x 84"	6		2 			
42" x 72"	6		2 			
42" x 84"	6		2 			
42" x 96"	8		2 			
42" x 108"	8		2 			
48" x 84"	6			2 		
48" x 96"	8			2 		
48" x 108"	8			2 		
48" x 120"	10			3 		
48" x 144"	12			3 		
54" x 108"	8				3 	
54" x 120"	10				3 	
54" x 144"	12				3 	
54" x 168"	12				3 	
60" x 120"	12				3 	
60" x 144"	14				3 	
60" x 168"	14				3 	
60" x 192"	16				4 	
60" x 216"	18				4 	
66" x 144"	14	3 				3 
66" x 168"	14	3 				3 
66" x 192"	16	3 				4 
66" x 216"	18	4 				4 
72" x 168"	14	3 				3 
72" x 192"	16	4 				4 
72" x 216"	18	4 				4 

Convene Base Locations

Oval Tops

Round Drum Bases



Elliptical Drum Bases

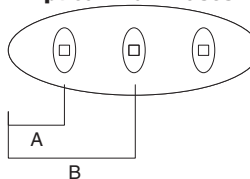


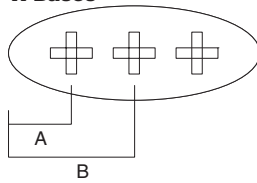
Table Size	Base Size	Number of Bases	A	B	Base Size	Number of Bases	A	B
36" x 60"	N.A.				N.A.			
36" x 66"	N.A.				N.A.			
36" x 72"	N.A.				N.A.			
36" x 84"	N.A.				N.A.			
42" x 72"	18"	2	20"	N.A.	N.A.			
42" x 84"	18"	2	25"	N.A.	N.A.			
42" x 96"	18"	2	26.5"	N.A.	N.A.			
42" x 108"	18"	2	29"	N.A.	N.A.			
48" x 84"	18"	2	25"	N.A.	24"	2	25"	N.A.
48" x 96"	18"	2	27"	N.A.	24"	2	27"	N.A.
48" x 108"	18"	2	29"	N.A.	24"	2	29"	N.A.
48" x 120"	18"	2	32"	N.A.	24"	2	32"	N.A.
54" x 108"	24"	2	29"	N.A.	24"	2	29"	N.A.
54" x 120"	24"	2	32"	N.A.	24"	2	32"	N.A.
54" x 144"	24"	2	36"	N.A.	24"	2	36"	N.A.
60" x 120"	24"	2	30"	N.A.	30"	2	30"	N.A.
60" x 144"	24"	2	32"	N.A.	30"	2	32"	N.A.
60" x 168"	24"	3	37.5"	84"	30"	3	36"	84"
66" x 144"	30"	2	38"	N.A.	30"/36"*	3	27"	72"
66" x 168"	30"	2	41"	N.A.	30"/36"*	3	28"	84"
66" x 192"	30"	3	46"	96"	30"/36"***	4	31"	75.5"
72" x 168"	36"	2	37"	N.A.	30"/36"*	3	31"	84"
72" x 192"	30"/36"*	3	42"	96"	30"/36"***	4	31"	75.5"
72" x 216"	30"/36"*	3	46"	108"	30"/36"***	4	31"	83"

*Two 30" drums, one 36" drum

*Two 30" drums, one 36" drum

**Two 30" drums, two 36" drums

X Bases



T-Flex Bases

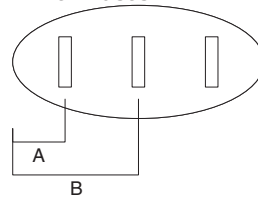


Table Size	Base Size	Number of Bases	A	B	Base Size	Number of Bases	A	B
36" x 60"	N.A.				24"	2	16.5"	N.A.
36" x 66"	N.A.				24"	2	17.8"	N.A.
36" x 72"	N.A.				24"	2	18"	N.A.
36" x 84"	N.A.				24"	2	25"	N.A.
42" x 72"	N.A.				24"	2	20"	N.A.
42" x 84"	N.A.				24"	2	25"	N.A.
42" x 96"	N.A.				24"	2	26.5"	N.A.
42" x 108"	24"	2	29"	N.A.	24"	2	29"	N.A.
48" x 84"	24"	2	25"	N.A.	30"	2	25"	N.A.
48" x 96"	24"	2	27"	N.A.	30"	2	27"	N.A.
48" x 108"	24"	2	29"	N.A.	30"	2	29"	N.A.
48" x 120"	24"	2	32"	N.A.	30"	2	32"	N.A.
54" x 108"	24"	2	29"	N.A.	30"	2	29"	N.A.
54" x 120"	24"	2	32"	N.A.	30"	3	25"	60"
54" x 144"	24"	2	36"	72"	30"	3	27"	72"
60" x 120"	30"	2	30"	N.A.	N.A.			
60" x 144"	30"	2	32"	N.A.	N.A.			
60" x 168"	30"	3	36"	84"	N.A.			
66" x 144"	36"	2	38"	N.A.	N.A.			
66" x 168"	36"	2	41"	84"	N.A.			
66" x 192"	36"	3	46"	96"	N.A.			
72" x 168"	36"	2	37"	84"	N.A.			
72" x 192"	36"	3	42"	96"	N.A.			
72" x 216"	36"	3	46"	108"	N.A.			

Convene Base Locations, continued

Oval Tops

Disc Bases

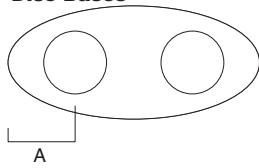
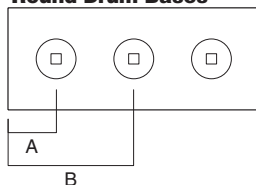


Table Size	Base Size	Number of Bases	A	B
36" x 60"	N.A.			
36" x 66"	N.A.			
36" x 72"	N.A.			
36" x 84"	N.A.			
42" x 72"	24"	2	20"	N.A.
42" x 84"	24"	2	25"	N.A.
42" x 96"	24"	2	26.5"	N.A.
42" x 108"	24"	2	29"	N.A.
48" x 84"	30"	2	25"	N.A.
48" x 96"	30"	2	27"	N.A.
48" x 108"	30"	2	29"	N.A.
48" x 120"	30"	2	32"	N.A.
54" x 108"	30"	2	29"	N.A.
54" x 120"	30"	2	32"	N.A.
54" x 144"	N.A.			
60" x 120"	30"	2	30"	N.A.
60" x 144"	N.A.			
60" x 168"	N.A.			
66" x 144"	N.A.			
66" x 168"	N.A.			
66" x 192"	N.A.			
72" x 168"	N.A.			
72" x 192"	N.A.			
72" x 216"	N.A.			

Convene Base Locations

Rectangle, Boat, and Racetrack Tops

Round Drum Bases



Elliptical Drum Bases

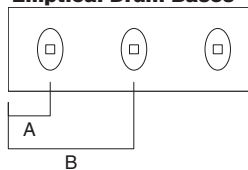
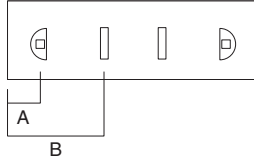


Table Size	Base Size	Number of Bases	A	B	Base Size	Number of Bases	A	B
36" x 60"	N.A.				N.A.			
36" x 66"	N.A.				N.A.			
36" x 72"	N.A.				N.A.			
36" x 84"	N.A.				N.A.			
42" x 72"	18"	2	20.5"	N.A.	24"	2	20.5"	N.A.
42" x 84"	18"	2	21"	N.A.	24"	2	21"	N.A.
42" x 96"	18"	2	25"	N.A.	24"	2	25"	N.A.
42" x 108"	18"	2	27"	N.A.	24"	2	27"	N.A.
48" x 84"	18"	2	21"	N.A.	24"	2	21"	N.A.
48" x 96"	18"	2	25"	N.A.	24"	2	25"	N.A.
48" x 108"	18"	2	27"	N.A.	24"	2	27"	N.A.
48" x 120"	18"	2	30"	N.A.	24"	2	30"	N.A.
48" x 144"	18"	3	24"	72"	24"	3	24"	72"
54" x 108"	24"	2	27.5"	N.A.	24"	2	27.5"	N.A.
54" x 120"	24"	2	35"	N.A.	24"	2	35"	N.A.
54" x 144"	24"	3	27"	72"	24"	3	27"	72"
54" x 168"	24"	3	27"	84"	24"	3	27"	84"
60" x 120"	24"	2	30"	N.A.	30"	2	30"	N.A.
60" x 144"	24"	3	30"	72"	30"	3	30"	72"
60" x 168"	24"	3	30"	84"	30"	3	30"	84"
60" x 192"	24"	3	30"	96"	30"	3	30"	96"
60" x 216"	24"	3	30"	108"	30"	3	30"	108"
66" x 144"	30"	2	33"	N.A.	36"	3	33"	72"
66" x 168"	30"	2	36"	N.A.	36"	3	36"	84"
66" x 192"	30"	3	36"	96"	36"	3	36"	96"
66" x 216"	30"	3	36"	108"	36"	4	36"	81"
72" x 168"	36"	2	36"	N.A.	36"	3	36"	84"
72" x 192"	36"	3	36"	96"	36"	4	36"	72"
72" x 216"	36"	3	36"	108"	36"	4	36"	81"

Half-Round Drum Bases



Rectangle and U-Bases

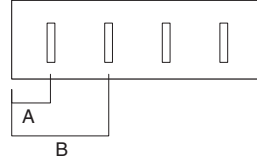


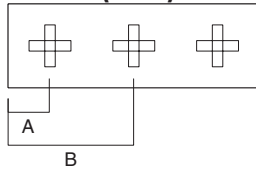
Table Size	Base Size	Number of Bases	A	B	Base Size	Number of Bases	A	B
36" x 60"	N.A.				18"	2	15.5"	N.A.
36" x 66"	N.A.				18"	2	18"	N.A.
36" x 72"	N.A.				18"	2	18"	N.A.
36" x 84"	N.A.				18"	2	20.5"	N.A.
42" x 72"	18"	2	20.5"	N.A.	18"	2	20.5"	N.A.
42" x 84"	18"	2	21"	N.A.	18"	2	21"	N.A.
42" x 96"	18"	2	25"	N.A.	18"	2	25"	N.A.
42" x 108"	18"	2	27"	N.A.	18"	2	27"	N.A.
48" x 84"	18"	2	21"	N.A.	24"	2	21"	N.A.
48" x 96"	18"	2	25"	N.A.	24"	2	25"	N.A.
48" x 108"	18"	2	27"	N.A.	24"	2	27"	N.A.
48" x 120"	18"	2/1*	24"	60"	24"	3	24"	60"
48" x 144"	18"	2/1*	24"	72"	24"	3	24"	72"
54" x 108"	24"	2/1*	24"	N.A.	30"	3	24"	54"
54" x 120"	24"	2/1*	24"	N.A.	30"	3	24"	60"
54" x 144"	24"	2/1*	27"	72"	30"	3	27"	72"
54" x 168"	24"	2/1*	27"	84"	30"	3	27"	84"
60" x 120"	24"	2/1*	24"	N.A.	30"	3	24"	60"
60" x 144"	24"	2/1*	30"	72"	30"	3	30"	72"
60" x 168"	24"	2/1*	30"	84"	30"	3	30"	84"
60" x 192"	24"	2/2*	30"	74"	30"	4	30"	74"
60" x 216"	24"	2/2*	30"	82"	30"	4	30"	82"
66" x 144"	30"	2/1*	24"	72"	36"	3	24"	72"
66" x 168"	30"	2/1*	28"	84"	36"	3	28"	84"
66" x 192"	30"	2/2*	24"	72"	36"	4	24"	72"
66" x 216"	30"	2/2*	27"	81"	36"	4	27"	81"
72" x 168"	36"	2/1*	28"	84"	36"	3	28"	84"
72" x 192"	36"	2/2*	24"	72"	36"	4	24"	72"
72" x 216"	36"	2/2*	27"	81"	36"	4	27"	81"

*Combination of half-drum and rectangle bases

Tip: "A" dimension for half-round drum base is from center of wire-access hole in bottom of base to edge of top.

Convene Base Locations
Rectangle, Boat, and Racetrack Tops, continued

X Bases (Wood)



T-Flex Bases

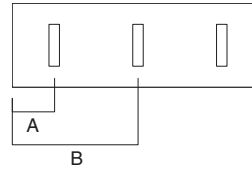
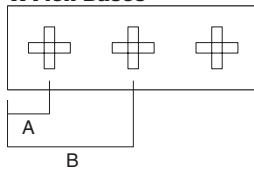


Table Size	Base Size	Number of Bases	A	B	Base Size	Number of Bases	A	B
36" x 60"	N.A.				24"	2	15.5"	N.A.
36" x 66"	N.A.				24"	2	18"	N.A.
36" x 72"	N.A.				24"	2	18"	N.A.
36" x 84"	N.A.				24"	2	20.5"	N.A.
42" x 72"	N.A.				24"	2	20.5"	N.A.
42" x 84"	24"	2	21"	N.A.	24"	2	21"	N.A.
42" x 96"	24"	2	25"	N.A.	24"	2	25"	N.A.
42" x 108"	24"	2	27"	N.A.	24"	2	27"	N.A.
48" x 84"	24"	2	21"	N.A.	30"	2	21"	N.A.
48" x 96"	24"	2	25"	N.A.	30"	2	25"	N.A.
48" x 108"	24"	2	27"	N.A.	30"	2	27"	N.A.
48" x 120"	24"	2	30"	N.A.	30"	2	30"	N.A.
48" x 144"	24"	3	24"	72"	30"	3	24"	72"
54" x 108"	24"	2	27.5"	N.A.	30"	2	27.5"	N.A.
54" x 120"	24"	2	35"	N.A.	30"	2	35"	N.A.
54" x 144"	24"	3	27"	72"	30"	3	27"	72"
54" x 168"	24"	3	27"	84"	30"	3	27"	84"
60" x 120"	30"	2	30"	N.A.	N.A.			
60" x 144"	30"	3	30"	72"	N.A.			
60" x 168"	30"	3	30"	84"	N.A.			
60" x 192"	30"	3	30"	96"	N.A.			
60" x 216"	30"	3	30"	108"	N.A.			
66" x 144"	36"	2	33"	N.A.	N.A.			
66" x 168"	36"	2	36"	N.A.	N.A.			
66" x 192"	36"	3	36"	96"	N.A.			
66" x 216"	36"	3	36"	108"	N.A.			
72" x 168"	36"	2	36"	N.A.	N.A.			
72" x 192"	36"	3	36"	96"	N.A.			
72" x 216"	36"	3	36"	108"	N.A.			

X-Flex Bases



Disc Bases

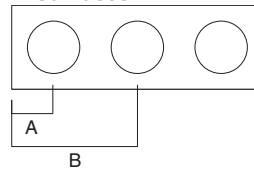
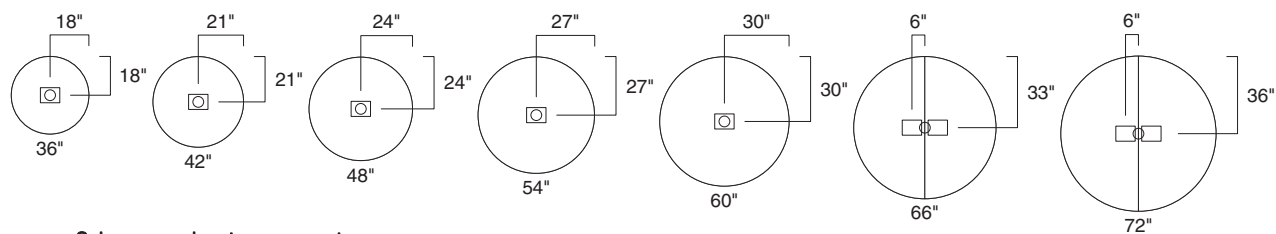


Table Size	Base Size	Number of Bases	A	B	Base Size	Number of Bases	A	B
36" x 60"	N.A.				N.A.			
36" x 66"	N.A.				N.A.			
36" x 72"	24"	2	18"	N.A.	24"	2	18"	N.A.
36" x 84"	24"	2	20.5"	N.A.	24"	2	20.5"	N.A.
42" x 72"	24"	2	20.5"	N.A.	24"	2	20.5"	N.A.
42" x 84"	24"	2	21"	N.A.	24"	2	21"	N.A.
42" x 96"	24"	2	25"	N.A.	24"	2	25"	N.A.
42" x 108"	24"	2	27"	N.A.	24"	2	27"	N.A.
48" x 84"	30"	2	21"	N.A.	30"	2	21"	N.A.
48" x 96"	30"	2	25"	N.A.	30"	2	25"	N.A.
48" x 108"	30"	2	27"	N.A.	30"	2	27"	N.A.
48" x 120"	30"	2	30"	N.A.	30"	2	30"	N.A.
48" x 144"	30"	3	24"	72"	30"	3	24"	72"
54" x 108"	30"	2	27.5"	N.A.	N.A.			
54" x 120"	30"	2	35"	N.A.	N.A.			
54" x 144"	30"	3	27"	72"	N.A.			
54" x 168"	30"	3	27"	84"	N.A.			
60" x 120"	N.A.				N.A.			
60" x 144"	N.A.				N.A.			
60" x 168"	N.A.				N.A.			
60" x 192"	N.A.				N.A.			
60" x 216"	N.A.				N.A.			
66" x 144"	N.A.				N.A.			
66" x 168"	N.A.				N.A.			
66" x 192"	N.A.				N.A.			
66" x 216"	N.A.				N.A.			
72" x 168"	N.A.				N.A.			
72" x 192"	N.A.				N.A.			
72" x 216"	N.A.				N.A.			

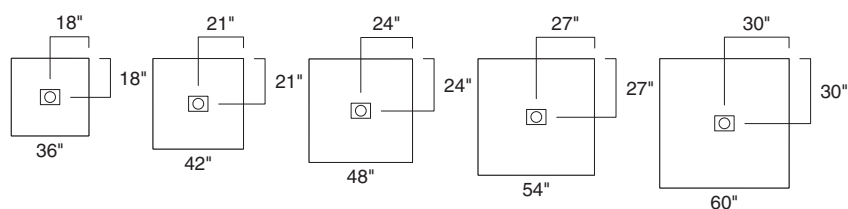
Convene Power and Communication Accessory Locations

Round Conference Table Tops



- Sphere, round port, or grommet
- Power unit
- Oval port
- Power channel

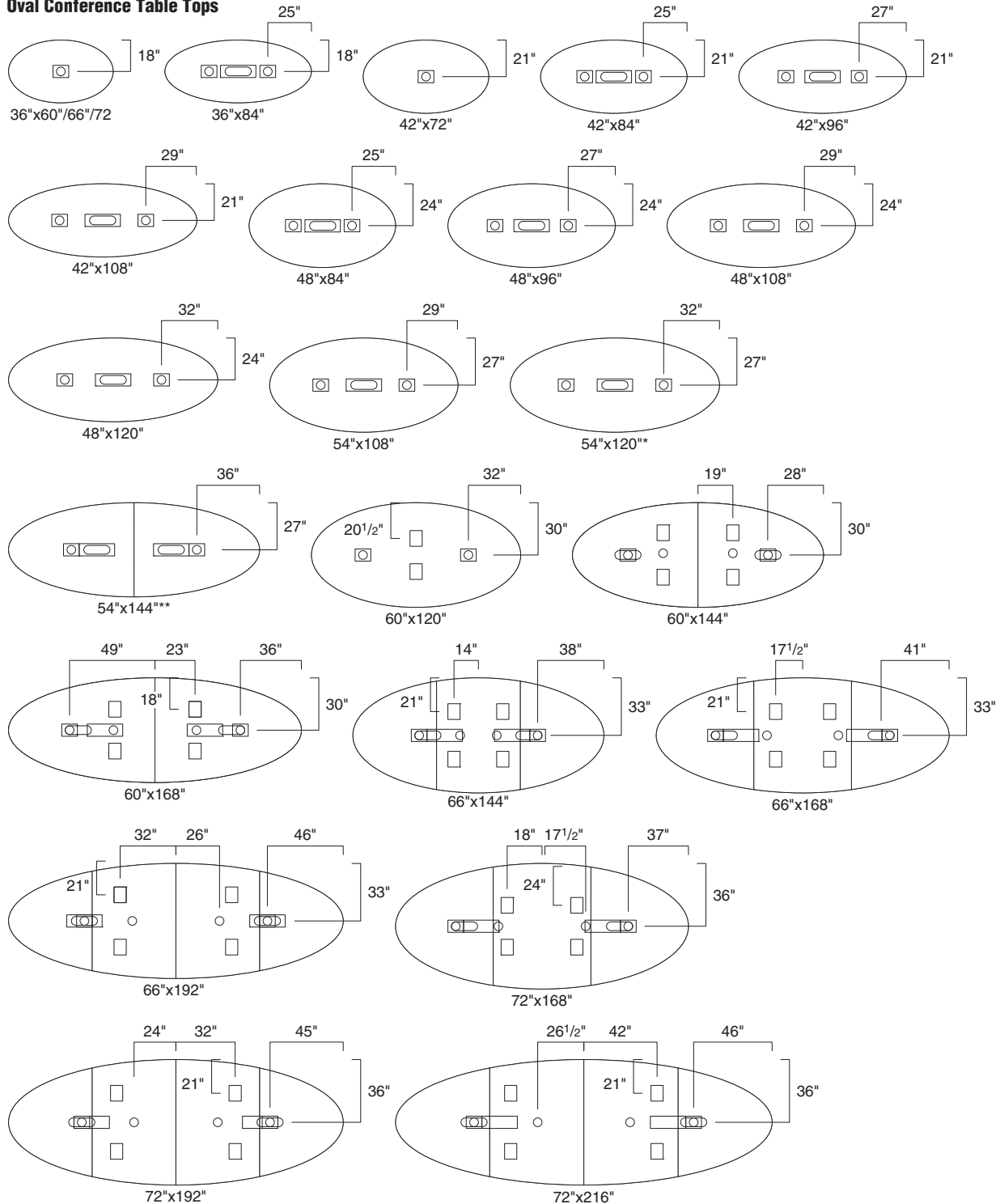
Square and Cushion Conference Table Tops



Tip: Square table tops are shown. The same dimensions apply to cushion table tops.

- Sphere, round port, or grommet
- Power unit
- Oval port
- Power channel

Oval Conference Table Tops



- Sphere, round port, or grommet
- Power unit
- ◻ Oval port
- ▭ Power channel

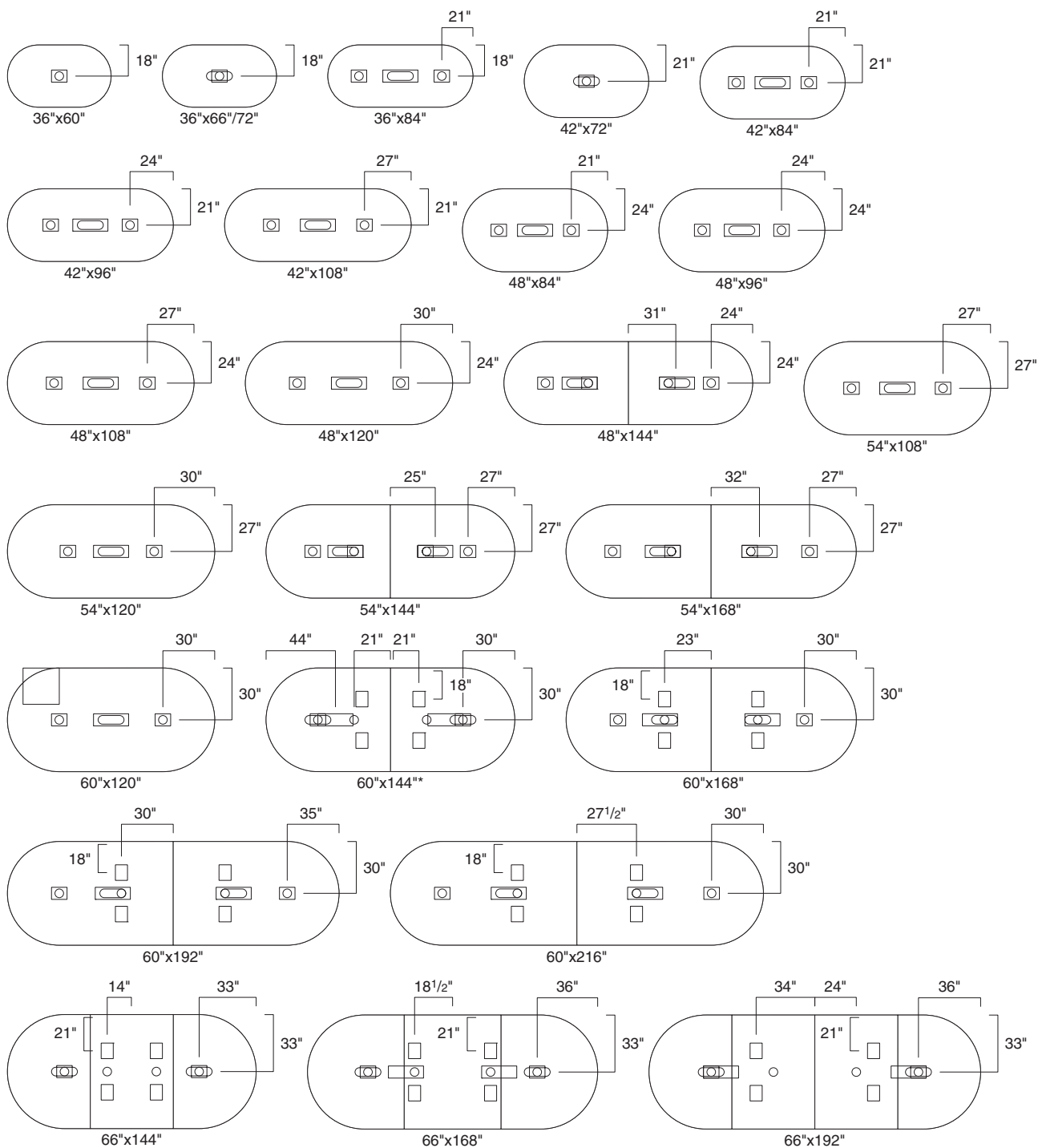
* Do not use oval port or power channel on 54" x 120" oval top with flex bases.

** Do not use oval port on 54" x 144" oval top with x-panel base.

Tip: Spheres, round ports, grommets, and power units are available in quantities of two, four, or six. When you specify an accessory in quantities of two, they will be installed in the outer most left- and right-hand positions.

Tip: Do not use oval port on 60" x 144" oval top with elliptical drum base.

Rectangular, Boat-Shape, and Racetrack Table Tops



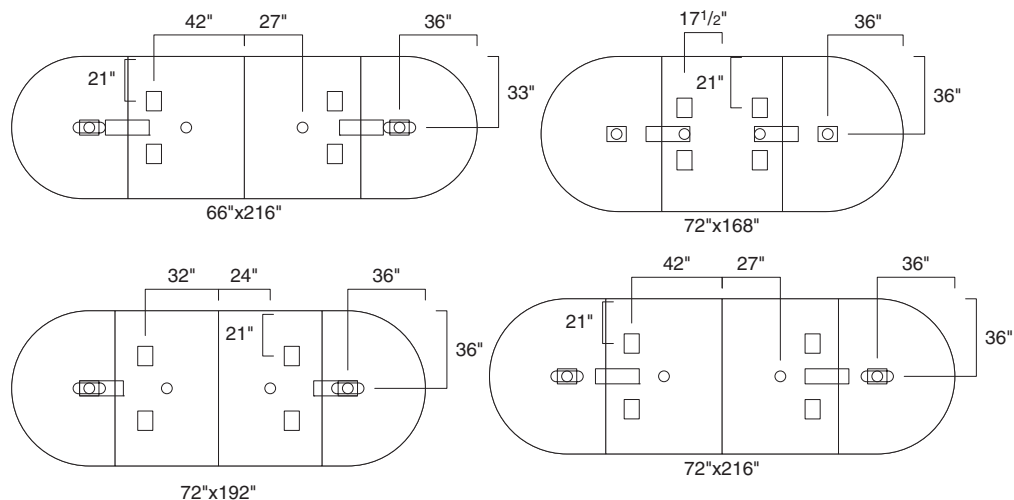
- Sphere, round port, or grommet
- Power unit
- Oval port
- ▭ Power channel

**Do not use oval port on 60" x 144" racetrack, rectangle, and boat-shape tops with elliptical drum bases.*

Tip: Racetrack table tops are shown. The same dimensions apply to rectangular and boat-shape table tops.

Tip: Do not use oval port on 60" x 168" racetrack, rectangular, and boat-shape tops with 30" X-base.

Rectangular, Boat-Shape, and Racetrack Table Tops, continued



Tip: Racetrack table tops are shown. The same dimensions apply to boat-shape table tops.

- Sphere, round port, or grommet
- Power unit
- ◌ Oval port
- ▬ Power channel

Availability of Conference Top Options

Round, Square, and Cushion Tops

► See page 462 for *Power and Communication Accessory Locations*.

	Round Tops							Square Tops					Cushion Tops				
	36" diameter	42" diameter	48" diameter	54" diameter	60" diameter	66" diameter	72" diameter	36"W	42"W	48"W	54"W	60"W	36"W	42"W	48"W	54"W	60"W
Grommets																	
► Page 470 for Specifying information																	
One 2 1/2" round	■	■	■	■	■	■	■	■	■	■	■	■	■	■	■	■	■
Two 2 1/2" round	•	•	•	•	•	•	•	•	•	•	•	•	•	•	•	•	•
Four 2 1/2" round	•	•	•	•	•	•	•	•	•	•	•	•	•	•	•	•	•
Power Channels																	
► Page 470 for Specifying information																	
One power channel	•	•	•	•	•	•	•	•	•	•	•	•	•	•	•	•	•
Two power channels	•	•	•	•	•	•	•	•	•	•	•	•	•	•	•	•	•
Power Units																	
► Page 471 for Specifying information																	
One power unit	■	■	■	■	■	•	•	■	■	■	■	■	■	■	■	■	■
Two power units	•	•	•	•	•	■	■	•	•	•	•	•	•	•	•	•	•
Four power units	•	•	•	•	•	•	•	•	•	•	•	•	•	•	•	•	•
Six power units	•	•	•	•	•	•	•	•	•	•	•	•	•	•	•	•	•
Factory-Cut Hole for Power and Communication Sphere																	
► Page 472 for Specifying Information																	
One 3"-diameter hole	■	■	■	■	■	•	•	■	■	■	■	■	■	■	■	■	■
Two 3"-diameter holes	•	•	•	•	•	•	•	•	•	•	•	•	•	•	•	•	•
Four 3"-diameter holes	•	•	•	•	•	•	•	•	•	•	•	•	•	•	•	•	•
Factory-Cut Hole for Round Power and Communication Port																	
► Page 472 for Specifying information																	
One 3 1/2"-diameter hole	■	■	■	■	■	•	•	■	■	■	■	■	■	■	■	■	■
Two 3 1/2"-diameter holes	•	•	•	•	•	•	•	•	•	•	•	•	•	•	•	•	•
Four 3 1/2"-diameter holes	•	•	•	•	•	•	•	•	•	•	•	•	•	•	•	•	•
Factory-Cut Hole for Oval Power and Communication Port																	
► Page 472 for Specifying information																	
One 12"W hole	•	•	•	•	•	•	•	•	•	•	•	•	•	•	•	•	•
Two 12"W holes	•	•	•	•	•	•	•	•	•	•	•	•	•	•	•	•	•

Legend

- = Not available
- = Available

Availability of Conference Top Options

Oval Tops

Availability of Conference
Top Options

► See page 462 for *Power and Communication Accessory Locations*.

Oval Tops	36"W				42"W				48"W				54"W				60"W				66"W				72"W			
	60"W	66"W	72"W	84"W	72"W	84"W	96"W	108"W	84"W	96"W	108"W	120"W	108"W	120"W	144"W	120"W	144"W	168"W	144"W	168"W	192"W	168"W	192"W	216"W				

Grommets

► Page 470 for Specifying information

One 2½" round	■	■	■	■	■	■	■	■	■	■	■	■	■	■	■	■	■	■	■	■	■	■	■	■	■	■	■	■
Two 2½" round	■	■	■	■	■	■	■	■	■	■	■	■	■	■	■	■	■	■	■	■	■	■	■	■	■	■	■	■
Four 2½" round	■	■	■	■	■	■	■	■	■	■	■	■	■	■	■	■	■	■	■	■	■	■	■	■	■	■	■	■

Power Channels

► Page 470 for Specifying information

One power channel	■	■	■	■	■	■	■	■	■	■	■	■	■	■	■	■	■	■	■	■	■	■	■	■	■	■	■	■
Two power channels	■	■	■	■	■	■	■	■	■	■	■	■	■	■	■	■	■	■	■	■	■	■	■	■	■	■	■	■

Power Units

► Page 471 for Specifying information

One power unit	■	■	■	■	■	■	■	■	■	■	■	■	■	■	■	■	■	■	■	■	■	■	■	■	■	■	■	■
Two power units	■	■	■	■	■	■	■	■	■	■	■	■	■	■	■	■	■	■	■	■	■	■	■	■	■	■	■	■
Four power units	■	■	■	■	■	■	■	■	■	■	■	■	■	■	■	■	■	■	■	■	■	■	■	■	■	■	■	■
Six power units	■	■	■	■	■	■	■	■	■	■	■	■	■	■	■	■	■	■	■	■	■	■	■	■	■	■	■	■

Factory-Cut Hole for Power and Communication Sphere

► Page 472 for Specifying Information

One 3"-diameter hole	■	■	■	■	■	■	■	■	■	■	■	■	■	■	■	■	■	■	■	■	■	■	■	■	■	■	■	■
Two 3"-diameter holes	■	■	■	■	■	■	■	■	■	■	■	■	■	■	■	■	■	■	■	■	■	■	■	■	■	■	■	■
Four 3"-diameter holes	■	■	■	■	■	■	■	■	■	■	■	■	■	■	■	■	■	■	■	■	■	■	■	■	■	■	■	■

Factory-Cut Hole for Round Power and Communication Port

► Page 472 for Specifying information

One 3½"-diameter hole	■	■	■	■	■	■	■	■	■	■	■	■	■	■	■	■	■	■	■	■	■	■	■	■	■	■	■	■
Two 3½"-diameter holes	■	■	■	■	■	■	■	■	■	■	■	■	■	■	■	■	■	■	■	■	■	■	■	■	■	■	■	■
Four 3½"-diameter holes	■	■	■	■	■	■	■	■	■	■	■	■	■	■	■	■	■	■	■	■	■	■	■	■	■	■	■	■

Factory-Cut Hole for Oval Power and Communication Port

► Page 472 for Specifying information

One 12"W hole	■	■	■	■	■	■	■	■	■	■	■	■	■	■	■	■	■	■	■	■	■	■	■	■	■	■	■	■
Two 12"W holes	■	■	■	■	■	■	■	■	■	■	■	■	■	■	■	■	■	■	■	■	■	■	■	■	■	■	■	■

Legend

- = Not available
- = Available

Availability of Conference Top Options

Rectangular, Boat-Shape, and Racetrack Tops

► See page 462 for *Power and Communication Accessory Locations*.

Rectangular, Boat-Shape, and Racetrack Tops

	36°W				42°W				48°W				54°W				60°W				66°W				72°W			
60°W																												
66°W																												
72°W																												
84°W																												
72°W																												
84°W																												
96°W																												
108°W																												
84°W																												
96°W																												
108°W																												
120°W																												
144°W																												
108°W																												
120°W																												
144°W																												
168°W																												
120°W																												
144°W																												
168°W																												
192°W																												
216°W																												
144°W																												
168°W																												
192°W																												
216°W																												

Grommets

► Page 470 for Specifying information

One 2 1/2" round		■	■	■	■	■	■	■	■	■	■	■	■	■	■	■	■	■	■	■	■	■	■	■	■	■	■	■	■
Two 2 1/2" round		■	■	■	■	■	■	■	■	■	■	■	■	■	■	■	■	■	■	■	■	■	■	■	■	■	■	■	■
Four 2 1/2" round		■	■	■	■	■	■	■	■	■	■	■	■	■	■	■	■	■	■	■	■	■	■	■	■	■	■	■	■

Power Channels

► Page 470 for Specifying information

One power channel		■	■	■	■	■	■	■	■	■	■	■	■	■	■	■	■	■	■	■	■	■	■	■	■	■	■	■	■
Two power channels		■	■	■	■	■	■	■	■	■	■	■	■	■	■	■	■	■	■	■	■	■	■	■	■	■	■	■	■

Power Units

► Page 471 for Specifying information

One power unit		■	■	■	■	■	■	■	■	■	■	■	■	■	■	■	■	■	■	■	■	■	■	■	■	■	■	■	■
Two power units		■	■	■	■	■	■	■	■	■	■	■	■	■	■	■	■	■	■	■	■	■	■	■	■	■	■	■	■
Four power units		■	■	■	■	■	■	■	■	■	■	■	■	■	■	■	■	■	■	■	■	■	■	■	■	■	■	■	■
Six power units		■	■	■	■	■	■	■	■	■	■	■	■	■	■	■	■	■	■	■	■	■	■	■	■	■	■	■	■

Factory-Cut Hole for Power and Communication Sphere

► Page 472 for Specifying Information

One 3"-diameter hole		■	■	■	■	■	■	■	■	■	■	■	■	■	■	■	■	■	■	■	■	■	■	■	■	■	■	■	■
Two 3"-diameter holes		■	■	■	■	■	■	■	■	■	■	■	■	■	■	■	■	■	■	■	■	■	■	■	■	■	■	■	■
Four 3"-diameter holes		■	■	■	■	■	■	■	■	■	■	■	■	■	■	■	■	■	■	■	■	■	■	■	■	■	■	■	■

Factory-Cut Hole for Round Power and Communication Port

► Page 472 for Specifying information

One 3 1/2"-diameter hole		■	■	■	■	■	■	■	■	■	■	■	■	■	■	■	■	■	■	■	■	■	■	■	■	■	■	■	■
Two 3 1/2"-diameter holes		■	■	■	■	■	■	■	■	■	■	■	■	■	■	■	■	■	■	■	■	■	■	■	■	■	■	■	■
Four 3 1/2"-diameter holes		■	■	■	■	■	■	■	■	■	■	■	■	■	■	■	■	■	■	■	■	■	■	■	■	■	■	■	■

Factory-Cut Hole for Oval Power and Communication Port

► Page 472 for Specifying information

One 12"W hole		■	■	■	■	■	■	■	■	■	■	■	■	■	■	■	■	■	■	■	■	■	■	■	■	■	■	■	■
Two 12"W holes		■	■	■	■	■	■	■	■	■	■	■	■	■	■	■	■	■	■	■	■	■	■	■	■	■	■	■	■

Legend

- = Not available
- = Available



Specifying Conference Top Options

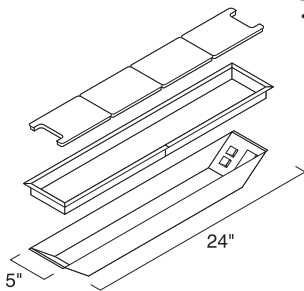
Grommets



► See Availability of Conference Top Options, page 466.

Options	U.S. Price	Required to Specify
• One 2½"-round grommet	+\$ 74	Center: Specify <i>with CGRC</i> and select 0835 Black, 4799 Platinum Metallic, 9201 Polished Chrome, or 9211 Nickel.
• Two 2½"-round grommets	+\$ 148	Left/Right: Specify <i>with CGRLR</i> and select 0835 Black, 4799 Platinum Metallic, 9201 Polished Chrome, or 9211 Nickel.
• Four 2½"-round grommets	+\$ 296	Left/Center/Center/Right: Specify <i>with CGRLCCR</i> and select 0835 Black, 4799 Platinum Metallic, 9201 Polished Chrome, or 9211 Nickel.

Power Channels



► See Availability of Conference Top Options, page 466.

Tip: Power channel conduit must be hard-wired in the field.

Tip: Power channels cannot be used on tops supported by X-panel bases.

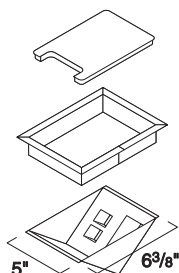
Tip: Power channels cannot be used on 54"D x 120"W oval tops supported by T- or X-flex bases.

Tip: Technology covers are included with power units and power channels. Specify additional covers only if you need a different style or replacements.

Tip: AAPs are available from Extron Electronics. For information on AAPs and to find an Extron Electronics dealer, contact Extron at 800.633.9876 or online at extron.com.

Options	U.S. Price	Required to Specify
<ul style="list-style-type: none"> • One power channel <ul style="list-style-type: none"> —Power channel with four electrical outlets and 6' conduit for hardwiring in the field —Faceplates to accommodate four customer-supplied voice/data receptacles —Two square and two wire access technology covers —In place of the faceplates provided, up to four single space Extron Electronics Architectural Adapter Plates (AAPs) can be used for data solutions —Sleeve: paint or metal 	+\$ 765	Center: Specify <i>with CPCC</i> and select technology cover color: 2970 Cameo White (default) or 2971 Nocturne Black. Select sleeve color: 0835 Black or 4799 Platinum (default).
<ul style="list-style-type: none"> • Two power channels <ul style="list-style-type: none"> —Two power channels each with four electrical outlets and 6' conduit for hardwiring in the field —Faceplates to accommodate eight customer-supplied voice/data receptacles —Four square and four wire access technology covers —In place of the faceplates provided, up to eight single space Extron Electronics Architectural Adapter Plates (AAPs) can be used for data solutions —Two sleeves: paint or metal 	+\$1530	Left/Right: Specify <i>with CPCLR</i> and select technology cover color: 2970 Cameo White (default) or 2971 Nocturne Black. Select sleeve color: 0835 Black or 4799 Platinum (default).

Power Units



► See Availability of
Conference Top Options,
page 466.

*Tip: Power unit conduit must
be hardwired in the field.*

*Tip: Technology covers are
included with power units
and power channels. Specify
additional covers only if you
need a different style or
replacements.*

*Tip: AAPs are available
from Extron Electronics. For
information on AAPs and to
find an Extron Electronics
dealer, contact Extron at
800.633.9876 or online
at extron.com.*

Options	U.S. Price	Required to Specify
<ul style="list-style-type: none"> One power unit <ul style="list-style-type: none"> —One power unit with two electrical outlets and 6' conduit for hardwiring in the field —Faceplates to accommodate two customer-supplied voice/data receptacles —In place of the faceplates provided, up to two single space Extron Electronics Architectural Adapter Plates (AAPs) can be used for data solutions —One wire access technology cover —Sleeve: paint or metal 	+\$ 369	Specify with <i>CPU1</i> and select technology cover color: 2970 Cameo White (default) or 2971 Nocturne Black. Select sleeve color: 0835 Black or 4799 Platinum (default).
<ul style="list-style-type: none"> Two power units <ul style="list-style-type: none"> —Two power units each with two electrical outlets and 6' conduit for hardwiring in the field —Faceplates to accommodate four customer-supplied voice/data receptacles —In place of the faceplates provided, up to four single space Extron Electronics Architectural Adapter Plates (AAPs) can be used for data solutions —Two wire access technology covers —Two sleeves: paint or metal 	+\$ 738	Specify with <i>CPU2</i> and select technology cover color: 2970 Cameo White (default) or 2971 Nocturne Black. Select sleeve color: 0835 Black or 4799 Platinum (default).
<ul style="list-style-type: none"> Four power units <ul style="list-style-type: none"> —Four power units each with two electrical outlets and 6' conduit for hardwiring in the field —Faceplates to accommodate eight customer-supplied voice/data receptacles —In place of the faceplates provided, up to eight single space Extron Electronics Architectural Adapter Plates (AAPs) can be used for data solutions —Four wire access technology covers —Four sleeves: paint or metal 	+\$1476	Specify with <i>CPU4</i> and select technology cover color: 2970 Cameo White (default) or 2971 Nocturne Black. Select sleeve color: 0835 Black or 4799 Platinum (default).
<ul style="list-style-type: none"> Six power units <ul style="list-style-type: none"> —Six power units each with two electrical outlets and 6' conduit for hardwiring in the field —Faceplates to accommodate twelve customer-supplied voice/data receptacles —In place of the faceplates provided, up to eight single space Extron Electronics Architectural Adapter Plates (AAPs) can be used for data solutions —Six wire access technology covers —Six sleeves: paint or metal 	+\$2214	Specify with <i>CPU6</i> and select technology cover color: 2970 Cameo White (default) or 2971 Nocturne Black. Select sleeve color: 0835 Black or 4799 Platinum (default).



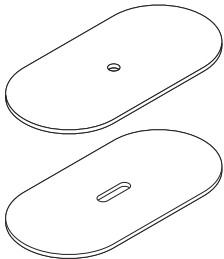
For Canadian Pricing

Multiply U.S. Price by the
Canadian price factor.

► See page 1 for details.

Specifying Conference Top Options, continued

Factory-Cut Hole for Power and Communication Accessories



► See Availability of Conference Top Options, page 466.

Tip: Remember to order the power and communication ports and spheres separately.
► Page 536

Tip: Round ports cannot be used on tops supported by disk bases.

Tip: Oval ports cannot be used on the following top and base combinations:
— 54" x 120" oval tops with T- or X-flex bases
— 54" x 144" oval tops with X-panel bases
— 60" x 144" racetrack, rectangle, and boat-shape tops with elliptical drum bases.

Options	U.S. Price	Required to Specify
Hole for power and communication sphere		
• One 3" diameter hole	+\$ 34	Center: Specify <i>with CPSC</i> . Left/Right: Specify <i>with CPSLR</i> . Left/Center/Center/Right: Specify <i>with CPSLCCR</i> .
• Two 3" diameter holes	+\$ 68	
• Four 3" diameter holes	+\$136	
Hole for round power and communication port		
• One 3½" diameter hole	+\$ 34	Center: Specify <i>with CSPC</i> . Left/Right: Specify <i>with CSPLR</i> . Left/Center/Center/Right: Specify <i>with CSPLCCR</i> .
• Two 3½" diameter holes	+\$ 68	
• Four 3½" diameter holes	+\$136	
Hole for oval power and communication port		
• One 12"W hole	+\$ 34	Center: Specify <i>with CLPC</i> . Left/Right: Specify <i>with CLPLR</i> .
• Two 12"W holes	+\$ 68	



For Canadian Pricing

Multiply U.S. Price by the Canadian price factor.

► See page 1 for details.

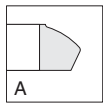
Round Wood Conference Table Tops

Round Wood Conference
Table Tops

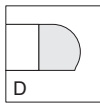


Tip: Your specification is not complete until you add a third letter to the style number to define the table top edge profile.

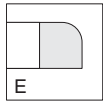
Standard Edge Profiles For Diameter Tops 36"–60"



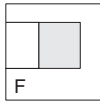
American Elect



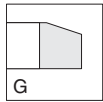
Lotus



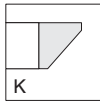
Bullnose



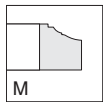
Flat



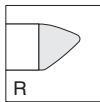
Slope



Knife

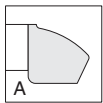


Monarch

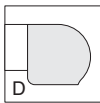


Rei

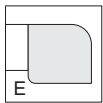
Large Edge Profiles For Diameter Tops 66"–72"



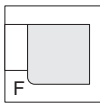
American Elect



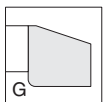
Lotus



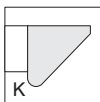
Bullnose



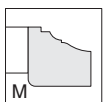
Flat



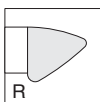
Slope



Knife



Monarch



Rei

Standard Includes

- ▶ Need help? Product details, page 434
- Table top: wood veneer with solid wood edge

Required to Specify

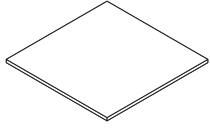
- 1 Style number with appropriate edge profile letter indicated in the space provided (For example, CW_R36 becomes CWFR36 for flat edge profile)
 - ▶ See edge profiles below.
- 2 Wood veneer color number for top
- 3 Options, if selected (see below)
 - ▶ See *Surface Materials*, page 570.

Options	U.S. Price	Required to Specify
Surface Materials	<ul style="list-style-type: none"> • Premium wood 2 Prices below • Premium wood 3 Prices below • Customiz stain on wood No cost • Full-fill finish on wood Prices below 	Specify Premium wood 2 finish number. Specify Premium wood 3 finish number. Specify <i>Customiz stain</i> . ▶ See <i>Surface Materials Reference Manual</i> . Specify full-fill finish number.
Additional Options	<ul style="list-style-type: none"> ▶ See <i>Availability of Conference Top Options</i>, page 466. ▶ See <i>Specifying Conference Top Options</i>, page 470. 	

Specification Information

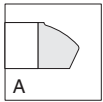
Diameter	Style Number	U.S. Base Price	Options (Add \$ to Base Price)		
			Premium Wood	Full-Fill Finish	
			Wood 2	Wood 3	
36"	CW_R36	\$1425	+\$ 47	+\$164	+\$24
42"	CW_R42	\$1714	+\$ 69	+\$242	+\$24
48"	CW_R48	\$2157	+\$ 69	+\$242	+\$24
54"	CW_R54	\$2801	+\$124	+\$436	+\$46
60"	CW_R60	\$3252	+\$124	+\$436	+\$46
66"	CW_R66	\$3927	+\$157	+\$546	+\$46
72"	CW_R72	\$4579	+\$203	+\$709	+\$46

Square Wood Conference Table Tops

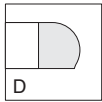


Tip: Your specification is not complete until you add a third letter to the style number to define the table top edge profile.

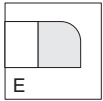
Standard Edge Profiles For Tops 36"W-60"W



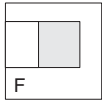
American Elect



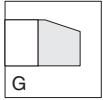
Lotus



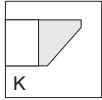
Bullnose



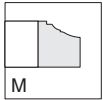
Flat



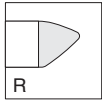
Slope



Knife



Monarch



Rei

Standard Includes

- ▶ Need help? Product details, page 434
- Table top: wood veneer with solid wood edge

Required to Specify

- 1 Style number with appropriate edge profile letter indicated in the space provided (For example, CW_S36 becomes CWFS36 for flat edge profile)
 - ▶ See edge profiles below.
- 2 Wood veneer color number for top
- 3 Options, if selected (see below)
 - ▶ See *Surface Materials*, page 570.

Options	U.S. Price	Required to Specify
Surface Materials	<ul style="list-style-type: none"> • Premium wood 2 Prices below • Premium wood 3 Prices below • Customiz stain on wood No cost • Full-fill finish on wood Prices below 	Specify Premium wood 2 finish number. Specify Premium wood 3 finish number. Specify <i>Customiz stain</i> . ▶ See <i>Surface Materials Reference Manual</i> . Specify full-fill finish number.

- Additional Options**
- ▶ See *Availability of Conference Top Options*, page 466.
 - ▶ See *Specifying Conference Top Options*, page 470.

Specification Information

Dimensions D W	Style Number	U.S. Base Price	Options (Add \$ to Base Price)	Premium Wood	Full-Fill Finish
				Wood 2 Wood 3	
36" 36"	CW_S36	\$1165	+\$ 47	+\$164	+\$24
42" 42"	CW_S42	\$1402	+\$ 69	+\$242	+\$24
48" 48"	CW_S48	\$1767	+\$ 69	+\$242	+\$46
54" 54"	CW_S54	\$2512	+\$124	+\$436	+\$46
60" 60"	CW_S60	\$3336	+\$124	+\$436	+\$46
:	:	:	:	:	:

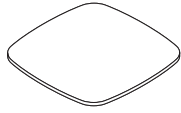


For Canadian Pricing

Multiply U.S. Price by the Canadian price factor.

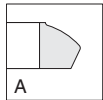
- ▶ See page 1 for details.

Cushion Wood Conference Table Tops

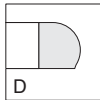


Tip: Your specification is not complete until you add a third letter to the style number to define the table top edge profile.

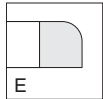
Standard Edge Profiles For Tops 36"W-60"W



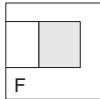
American Elect



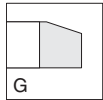
Lotus



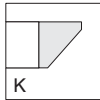
Bullnose



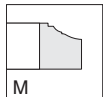
Flat



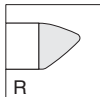
Slope



Knife



Monarch



Rei

Standard Includes

- ▶ Need help? Product details, page 434
- Table top: wood veneer with solid wood edge

Required to Specify

- 1 Style number with appropriate edge profile letter indicated in the space provided (For example, CW_C36 becomes CWFC36 for flat edge profile)
 - ▶ See edge profiles below.
- 2 Wood veneer color number for top
- 3 Options, if selected (see below)
 - ▶ See *Surface Materials*, page 570.

Options	U.S. Price	Required to Specify
Surface Materials	<ul style="list-style-type: none"> • Premium wood 2 Prices below • Premium wood 3 Prices below • Customiz stain on wood No cost • Full-fill finish on wood Prices below 	Specify Premium wood 2 finish number. Specify Premium wood 3 finish number. Specify <i>with Customiz stain</i> . ▶ See <i>Surface Materials Reference Manual</i> . Specify full-fill finish number.

- Additional Options**
- ▶ See *Availability of Conference Top Options*, page 466.
 - ▶ See *Specifying Conference Top Options*, page 470.

Specification Information

Dimensions D W	Style Number	U.S. Base Price	Options (Add \$ to Base Price)	Premium Wood	Full-Fill Finish
36" 36"	CW_C36	\$1399	+\$ 47	+\$164	+\$24
42" 42"	CW_C42	\$1684	+\$ 69	+\$242	+\$24
48" 48"	CW_C48	\$2120	+\$ 69	+\$242	+\$46
54" 54"	CW_C54	\$3016	+\$124	+\$436	+\$46
60" 60"	CW_C60	\$4006	+\$124	+\$436	+\$46
:	:	:	:	:	:



For Canadian Pricing

Multiply U.S. Price by the Canadian price factor.

- ▶ See page 1 for details.

Oval Wood Conference Table Tops



Standard Includes		Required to Specify	
► Need help? Product details, page 434	<ul style="list-style-type: none">• Table top: wood veneer with solid wood edge	<p>1 Style number with appropriate edge profile letter indicated in the space provided (For example, CW_J3660 becomes CWFJ3660 for flat edge profile)</p> <p>► See edge profiles at right.</p> <p>2 Wood veneer color number for top</p> <p>3 Options, if selected (see below)</p> <p>► See <i>Surface Materials</i>, page 570.</p>	
	Options	U.S. Price	Required to Specify
Surface Materials	<ul style="list-style-type: none">• Premium wood 2• Premium wood 3• Customiz stain on wood	<p>Prices at right</p> <p>Prices at right</p> <p>No cost</p>	<p>Specify Premium wood 2 finish number.</p> <p>Specify Premium wood 3 finish number.</p> <p>Specify <i>with Customiz stain</i>.</p> <p>► See <i>Surface Materials Reference Manual</i>.</p>
	<ul style="list-style-type: none">• Full-fill finish on wood	<p>Prices at right</p>	<p>Specify full-fill finish number.</p>
	► See <i>Availability of Conference Top Options</i> , page 466.		
	► See <i>Specifying Conference Top Options</i> , page 470.		



For Canadian Pricing

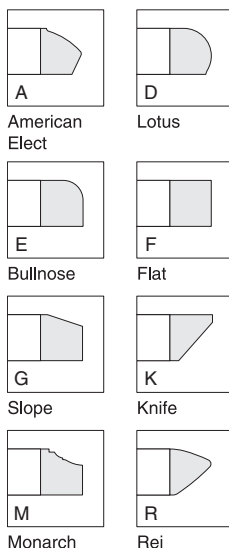
Multiply U.S. Price by the Canadian price factor.

► See page 1 for details.

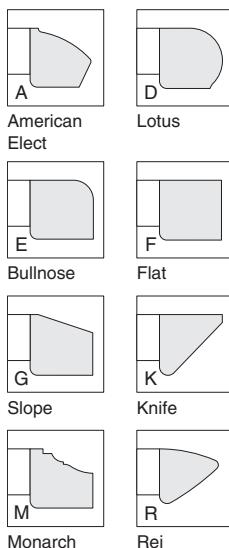


Tip: Your specification is not complete until you add a third letter to the style number to define the table top edge profile.

Standard Edge Profiles For Tops 60"W-120"W



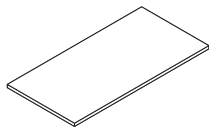
Large Edge Profiles For Tops 144"W and Wider



Specification Information

Dimensions D W	Style Number	U.S. Base Price	Options (Add \$ to Base Price)			
			Premium Wood		Full-Fill Finish	
			Wood 2	Wood 3		
36"	60"	CW_J3660	\$ 2407	+\$ 69	+\$ 242	+\$ 46
	66"	CW_J3666	\$ 2586	+\$ 96	+\$ 335	+\$ 46
	72"	CW_J3672	\$ 2775	+\$ 96	+\$ 335	+\$ 46
	84"	CW_J3684	\$ 3146	+\$124	+\$ 436	+\$ 46
42"	72"	CW_J4272	\$ 3156	+\$124	+\$ 436	+\$ 46
	84"	CW_J4284	\$ 3456	+\$124	+\$ 436	+\$ 46
	96"	CW_J4296	\$ 3899	+\$157	+\$ 546	+\$ 46
	108"	CW_J42108	\$ 4352	+\$157	+\$ 546	+\$ 69
48"	84"	CW_J4884	\$ 3797	+\$157	+\$ 546	+\$ 46
	96"	CW_J4896	\$ 4024	+\$157	+\$ 546	+\$ 69
	108"	CW_J48108	\$ 4916	+\$203	+\$ 709	+\$ 69
	120"	CW_J48120	\$ 6019	+\$203	+\$ 709	+\$ 69
54"	108"	CW_J54108	\$ 5638	+\$229	+\$ 804	+\$ 69
	120"	CW_J54120	\$ 6547	+\$229	+\$ 804	+\$ 91
	144"	CW_J54144	\$ 7775	+\$285	+\$ 999	+\$ 91
60"	120"	CW_J60120	\$ 6996	+\$252	+\$ 882	+\$ 91
	144"	CW_J60144	\$ 9406	+\$303	+\$1061	+\$115
	168"	CW_J60168	\$12,321	+\$322	+\$1124	+\$115
66"	144"	CW_J66144	\$10,432	+\$322	+\$1124	+\$115
	168"	CW_J66168	\$12,844	+\$368	+\$1287	+\$138
	192"	CW_J66192	\$14,009	+\$413	+\$1443	+\$138
72"	168"	CW_J72168	\$14,996	+\$413	+\$1443	+\$138
	192"	CW_J72192	\$16,524	+\$459	+\$1606	+\$161
	216"	CW_J72216	\$17,931	+\$505	+\$1771	+\$183

Rectangular Wood Conference Table Tops



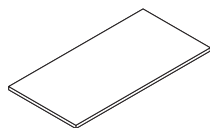
	Standard Includes		Required to Specify
► Need help? Product details, page 434	<ul style="list-style-type: none"> Table top: wood veneer with solid wood edge 		1 Style number with appropriate edge profile letter indicated in the space provided (For example, CW_T3660 becomes CWFT3660 for flat edge profile) <ul style="list-style-type: none"> ► See edge profiles at right. 2 Wood veneer color number for top 3 Options, if selected (see below) <ul style="list-style-type: none"> ► See <i>Surface Materials</i>, page 570.
	Options	U.S. Price	Required to Specify
Surface Materials	<ul style="list-style-type: none"> Premium wood 2 Premium wood 3 Customiz stain on wood Full-fill finish on wood 	Prices at right Prices at right No cost Prices at right	Specify Premium wood 2 finish number. Specify Premium wood 3 finish number. Specify <i>with Customiz stain</i> . ► See <i>Surface Materials Reference Manual</i> . Specify full-fill finish number.
Additional Options	► See <i>Availability of Conference Top Options</i> , page 466. ► See <i>Specifying Conference Top Options</i> , page 470.		



For Canadian Pricing

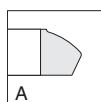
Multiply U.S. Price by the Canadian price factor.

► See page 1 for details.

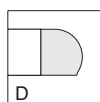


Tip: Your specification is not complete until you add a third letter to the style number to define the table top edge profile.

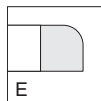
Standard Edge Profiles For Tops 60"W-120"W



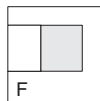
American
Elect



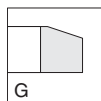
Lotus



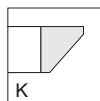
Bullnose



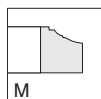
Flat



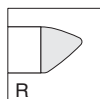
Slope



Knife

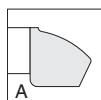


Monarch

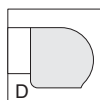


Rei

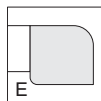
Large Edge Profiles For Tops 144"W and Wider



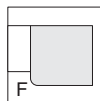
American
Elect



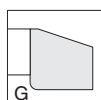
Lotus



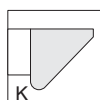
Bullnose



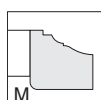
Flat



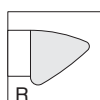
Slope



Knife



Monarch

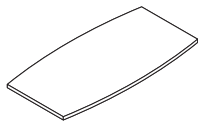


Rei

Specification Information

Dimensions D W	Style Number	U.S. Base Price	Options (Add \$ to Base Price)			
			Premium Wood		Full-Fill Finish	
			Wood 2	Wood 3		
36"	60"	CW_T3660	\$ 2073	+\$ 69	+\$ 242	+\$ 46
	66"	CW_T3666	\$ 2230	+\$ 96	+\$ 335	+\$ 46
	72"	CW_T3672	\$ 2389	+\$ 96	+\$ 335	+\$ 46
	84"	CW_T3684	\$ 2709	+\$124	+\$ 436	+\$ 46
42"	72"	CW_T4272	\$ 2718	+\$124	+\$ 436	+\$ 46
	84"	CW_T4284	\$ 2978	+\$124	+\$ 436	+\$ 46
	96"	CW_T4296	\$ 3357	+\$157	+\$ 546	+\$ 46
	108"	CW_T42108	\$ 3747	+\$157	+\$ 546	+\$ 69
48"	84"	CW_T4884	\$ 3270	+\$157	+\$ 546	+\$ 46
	96"	CW_T4896	\$ 3469	+\$157	+\$ 546	+\$ 69
	108"	CW_T48108	\$ 4234	+\$203	+\$ 709	+\$ 69
	120"	CW_T48120	\$ 5184	+\$203	+\$ 709	+\$ 69
	144"	CW_T48144	\$ 5717	+\$252	+\$ 882	+\$ 91
54"	108"	CW_T54108	\$ 4856	+\$229	+\$ 804	+\$ 69
	120"	CW_T54120	\$ 5636	+\$229	+\$ 804	+\$ 91
	144"	CW_T54144	\$ 6695	+\$285	+\$ 999	+\$ 91
	168"	CW_T54168	\$ 8110	+\$322	+\$1124	+\$115
60"	120"	CW_T60120	\$ 6025	+\$252	+\$ 882	+\$ 91
	144"	CW_T60144	\$ 8100	+\$303	+\$1061	+\$115
	168"	CW_T60168	\$10,612	+\$322	+\$1124	+\$115
	192"	CW_T60192	\$10,950	+\$368	+\$1287	+\$138
	216"	CW_T60216	\$11,293	+\$413	+\$1443	+\$161
66"	144"	CW_T66144	\$ 9485	+\$322	+\$1124	+\$115
	168"	CW_T66168	\$11,677	+\$368	+\$1287	+\$138
	192"	CW_T66192	\$12,739	+\$413	+\$1443	+\$138
	216"	CW_T66216	\$14,751	+\$459	+\$1606	+\$161
72"	168"	CW_T72168	\$13,627	+\$413	+\$1443	+\$138
	192"	CW_T72192	\$15,020	+\$459	+\$1606	+\$161
	216"	CW_T72216	\$16,301	+\$505	+\$1771	+\$183

Boat-Shape Wood Conference Table Tops



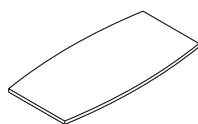
	Standard Includes		Required to Specify
► Need help? Product details, page 434	<ul style="list-style-type: none"> Table top: wood veneer with solid wood edge 		1 Style number with appropriate edge profile letter indicated in the space provided (For example, CW_B3660 becomes CWFB3660 for flat edge profile) <ul style="list-style-type: none"> ► See edge profiles at right. 2 Wood veneer color number for top 3 Options, if selected (see below) <ul style="list-style-type: none"> ► See <i>Surface Materials</i>, page 570.
	Options	U.S. Price	Required to Specify
Surface Materials	<ul style="list-style-type: none"> Premium wood 2 	Prices at right	Specify Premium wood 2 finish number.
	<ul style="list-style-type: none"> Premium wood 3 	Prices at right	Specify Premium wood 3 finish number.
	<ul style="list-style-type: none"> Customiz stain on wood 	No cost	Specify <i>with Customiz stain</i> .
	<ul style="list-style-type: none"> Full-fill finish on wood 	Prices at right	► See <i>Surface Materials Reference Manual</i> . Specify full-fill finish number.
Additional Options	► See <i>Availability of Conference Top Options</i> , page 466. ► See <i>Specifying Conference Top Options</i> , page 470.		



For Canadian Pricing

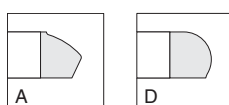
Multiply U.S. Price by the Canadian price factor.

► See page 1 for details.



Tip: Your specification is not complete until you add a third letter to the style number to define the table top edge profile.

**Standard Edge Profiles
For Tops 60"W-120"W**



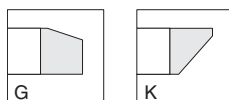
American
Elect

Lotus



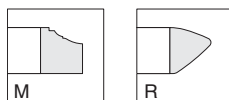
Bullnose

Flat



Slope

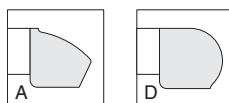
Knife



Monarch

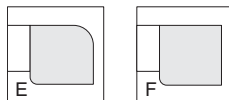
Rei

**Large Edge Profiles
For Tops 144"W and
Wider**



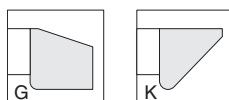
American
Elect

Lotus



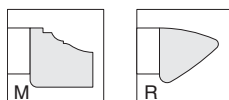
Bullnose

Flat



Slope

Knife




Monarch

Rei

Specification Information

Dimensions D W	Style Number	U.S. Base Price	Options (Add \$ to Base Price)			
			Premium Wood		Full-Fill Finish	
			Wood 2	Wood 3		
30"/36"	60"	CW_B3660	\$ 2407	+\$ 69	+\$ 242	+\$ 46
	66"	CW_B3666	\$ 2586	+\$ 96	+\$ 335	+\$ 46
	72"	CW_B3672	\$ 2775	+\$ 96	+\$ 335	+\$ 46
	84"	CW_B3684	\$ 3146	+\$124	+\$ 436	+\$ 46
36"/42"	72"	CW_B4272	\$ 3156	+\$124	+\$ 436	+\$ 46
	84"	CW_B4284	\$ 3456	+\$124	+\$ 436	+\$ 46
	96"	CW_B4296	\$ 3899	+\$157	+\$ 546	+\$ 46
	108"	CW_B42108	\$ 4352	+\$157	+\$ 546	+\$ 69
41"/48"	84"	CW_B4884	\$ 3797	+\$157	+\$ 546	+\$ 46
	96"	CW_B4896	\$ 4024	+\$157	+\$ 546	+\$ 69
	108"	CW_B48108	\$ 4916	+\$203	+\$ 709	+\$ 69
	120"	CW_B48120	\$ 6019	+\$203	+\$ 709	+\$ 69
	144"	CW_B48144	\$ 6638	+\$252	+\$ 882	+\$ 91
46"/54"	108"	CW_B54108	\$ 5638	+\$229	+\$ 804	+\$ 69
	120"	CW_B54120	\$ 6547	+\$229	+\$ 804	+\$ 91
	144"	CW_B54144	\$ 7775	+\$285	+\$ 999	+\$ 91
	168"	CW_B54168	\$ 9417	+\$322	+\$1124	+\$115
51"/60"	120"	CW_B60120	\$ 6996	+\$252	+\$ 882	+\$ 91
	144"	CW_B60144	\$ 9406	+\$303	+\$1061	+\$115
	168"	CW_B60168	\$12,321	+\$322	+\$1124	+\$115
	192"	CW_B60192	\$12,714	+\$368	+\$1287	+\$138
	216"	CW_B60216	\$13,113	+\$413	+\$1443	+\$161
56"/66"	144"	CW_B66144	\$10,432	+\$322	+\$1124	+\$115
	168"	CW_B66168	\$12,844	+\$368	+\$1287	+\$138
	192"	CW_B66192	\$14,009	+\$413	+\$1443	+\$138
	216"	CW_B66216	\$16,228	+\$459	+\$1606	+\$161
61"/72"	168"	CW_B72168	\$14,996	+\$413	+\$1443	+\$138
	192"	CW_B72192	\$16,524	+\$459	+\$1606	+\$161
	216"	CW_B72216	\$17,931	+\$505	+\$1771	+\$183

Racetrack Wood Conference Table Tops



	Standard Includes		Required to Specify
<p>► Need help? Product details, page 434</p>	<ul style="list-style-type: none"> Table top: wood veneer with solid wood edge 		<p>1 Style number with appropriate edge profile letter indicated in the space provided (For example, CW_K3660 becomes CWFK3660 for flat edge profile)</p> <p>► See edge profiles at right.</p> <p>2 Wood veneer color number for top</p> <p>3 Options, if selected (see below)</p> <p>► See <i>Surface Materials</i>, page 570.</p>
	Options	U.S. Price	Required to Specify
Surface Materials	<ul style="list-style-type: none"> Premium wood 2 	Prices at right	Specify Premium wood 2 finish number.
	<ul style="list-style-type: none"> Premium wood 3 	Prices at right	Specify Premium wood 3 finish number.
	<ul style="list-style-type: none"> Customiz stain on wood 	No cost	Specify <i>with Customiz stain</i> .
	<ul style="list-style-type: none"> Full-fill finish on wood 	Prices at right	<p>► See <i>Surface Materials Reference Manual</i>. Specify full-fill finish number.</p>
Additional Options	<p>► See <i>Availability of Conference Top Options</i>, page 466.</p>		
	<p>► See <i>Specifying Conference Top Options</i>, page 470.</p>		



For Canadian Pricing

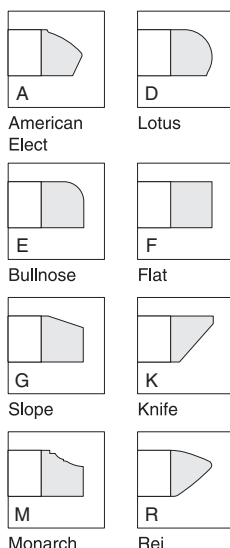
Multiply U.S. Price by the Canadian price factor.

► See page 1 for details.

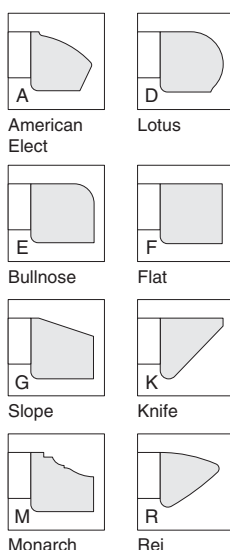


Tip: Your specification is not complete until you add a third letter to the style number to define the table top edge profile.

Standard Edge Profiles For Tops 60"W-120"W



Large Edge Profiles For Tops 144"W and Wider



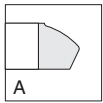
Specification Information						
Dimensions D W	Style Number	U.S. Base Price	Options (Add \$ to Base Price)			
			Premium Wood		Full-Fill Finish	
			Wood 2	Wood 3		
36"	60" CW_K3660	\$ 2298	+\$ 69	+\$ 242	+\$ 46	
	66" CW_K3666	\$ 2470	+\$ 96	+\$ 335	+\$ 46	
	72" CW_K3672	\$ 2647	+\$ 96	+\$ 335	+\$ 46	
	84" CW_K3684	\$ 3002	+\$124	+\$ 436	+\$ 46	
42"	72" CW_K4272	\$ 3012	+\$124	+\$ 436	+\$ 46	
	84" CW_K4284	\$ 3299	+\$124	+\$ 436	+\$ 46	
	96" CW_K4296	\$ 3720	+\$157	+\$ 546	+\$ 46	
	108" CW_K42108	\$ 4153	+\$157	+\$ 546	+\$ 69	
48"	84" CW_K4884	\$ 3623	+\$157	+\$ 546	+\$ 46	
	96" CW_K4896	\$ 3840	+\$157	+\$ 546	+\$ 69	
	108" CW_K48108	\$ 4691	+\$203	+\$ 709	+\$ 69	
	120" CW_K48120	\$ 5746	+\$203	+\$ 709	+\$ 69	
54"	144" CW_K48144	\$ 6338	+\$252	+\$ 882	+\$ 91	
	108" CW_K54108	\$ 5382	+\$229	+\$ 804	+\$ 69	
	120" CW_K54120	\$ 6250	+\$229	+\$ 804	+\$ 91	
	144" CW_K54144	\$ 7419	+\$285	+\$ 999	+\$ 91	
60"	168" CW_K54168	\$ 8988	+\$322	+\$1124	+\$115	
	120" CW_K60120	\$ 6678	+\$252	+\$ 882	+\$ 91	
	144" CW_K60144	\$ 8979	+\$303	+\$1061	+\$115	
	168" CW_K60168	\$11,762	+\$322	+\$1124	+\$115	
66"	192" CW_K60192	\$12,135	+\$368	+\$1287	+\$138	
	216" CW_K60216	\$12,517	+\$413	+\$1443	+\$161	
	144" CW_K66144	\$ 9959	+\$322	+\$1124	+\$115	
	168" CW_K66168	\$12,261	+\$368	+\$1287	+\$138	
72"	192" CW_K66192	\$13,372	+\$413	+\$1443	+\$138	
	216" CW_K66216	\$15,488	+\$459	+\$1606	+\$161	
	168" CW_K72168	\$14,312	+\$413	+\$1443	+\$138	
	192" CW_K72192	\$15,772	+\$459	+\$1606	+\$161	
	216" CW_K72216	\$17,115	+\$505	+\$1771	+\$183	

Round Laminate Conference Table Tops

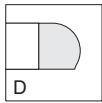


Tip: Your specification is not complete until you add a third letter to the style number to define the table top edge profile.

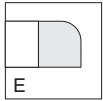
Standard Edge Profiles For Diameter Tops 36"-60"



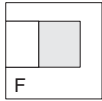
American Elect



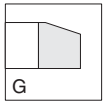
Lotus



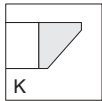
Bullnose



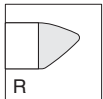
Flat



Slope

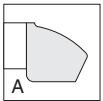


Knife

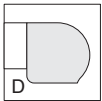


Rei

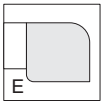
Large Edge Profiles For Diameter Tops 66"-72"



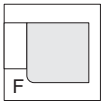
American Elect



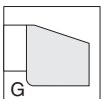
Lotus



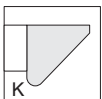
Bullnose



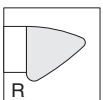
Flat



Slope



Knife



Rei

Standard Includes

- ▶ Need help? Product details, page 434
- Table top: laminate with solid wood edge

Required to Specify

- 1 Style number with appropriate edge profile letter indicated in the space provided (For example, CL_R36 becomes CLFR36 for flat edge profile)
- ▶ See edge profiles below.
- 2 Laminate color number for top
- 3 Wood finish number for edge profile
- 4 Options, if selected (see below)
- ▶ See *Surface Materials*, page 570.

Options	U.S. Price	Required to Specify
Surface Materials		
• Premium wood 2 on wood edge profile	Prices below	Specify Premium wood 2 finish number.
• Premium wood 3 on wood edge profile	Prices below	Specify Premium wood 3 finish number.
• Customiz stain on wood edge profile	No cost	Specify <i>with Customiz stain</i> .
• Open Line laminate	+\$69 plus cost of laminate	▶ See <i>Surface Materials Reference Manual</i> .

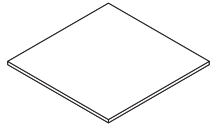
- Additional Options**
- ▶ See *Availability of Conference Top Options*, page 466.
 - ▶ See *Specifying Conference Top Options*, page 470.

Specification Information

Diameter	Style Number	U.S. Base Price	Options (Add \$ to Base Price)	
			Premium Wood on Edge	
			Wood 2	Wood 3
36"	CL_R36	\$1344	+\$ 28	+\$ 94
42"	CL_R42	\$1622	+\$ 32	+\$110
48"	CL_R48	\$2036	+\$ 32	+\$110
54"	CL_R54	\$2645	+\$ 65	+\$226
60"	CL_R60	\$3073	+\$ 65	+\$226
66"	CL_R66	\$3713	+\$ 78	+\$274
72"	CL_R72	\$4330	+\$100	+\$352
:	:	:	:	:

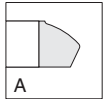
Square Laminate Conference Table Tops

Square Laminate
Conference Table Tops

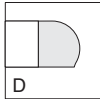


Tip: Your specification is not complete until you add a third letter to the style number to define the table top edge profile.

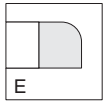
Standard Edge Profiles For Tops 36"W-60"W



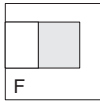
American Elect



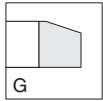
Lotus



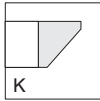
Bullnose



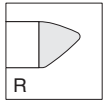
Flat



Slope



Knife



Rei

Standard Includes

► Need help?
Product details,
page 434

- Table top: laminate with solid wood edge

Required to Specify

- 1 Style number with appropriate edge profile letter indicated in the space provided (For example, CL_S36 becomes CLFS36 for flat edge profile)
 - See edge profiles below.
- 2 Laminate color number for top
- 3 Wood finish number for edge profile
- 4 Options, if selected (see below)
 - See *Surface Materials*, page 570.

Options	U.S. Price	Required to Specify
Surface Materials		
Premium wood 2 on wood edge profile	Prices below	Specify Premium wood 2 finish number.
Premium wood 3 on wood edge profile	Prices below	Specify Premium wood 3 finish number.
Customiz stain on wood edge profile	No cost	Specify with <i>Customiz stain</i> .
Open Line laminate	+\$69 plus cost of laminate	► See <i>Surface Materials Reference Manual</i> .

Additional Options

- See *Availability of Conference Top Options*, page 466.
- See *Specifying Conference Top Options*, page 470.

Specification Information

Dimensions		Style Number	U.S. Base Price	Options (Add \$ to Base Price)	
D	W			Premium Wood on Edge	
				Wood 2	Wood 3
36"	36"	CL_S36	\$1103	+\$28	+\$ 94
42"	42"	CL_S42	\$1326	+\$32	+\$110
48"	48"	CL_S48	\$1671	+\$32	+\$110
54"	54"	CL_S54	\$2373	+\$65	+\$226
60"	60"	CL_S60	\$3155	+\$65	+\$226
:	:	:	:	:	:

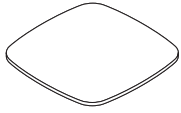


For Canadian Pricing

Multiply U.S. Price by the Canadian price factor.

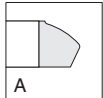
► See page 1 for details.

Cushion Laminate Conference Table Tops

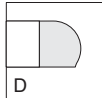


Tip: Your specification is not complete until you add a third letter to the style number to define the table top edge profile.

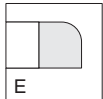
Standard Edge Profiles For Tops 36"W-60"W



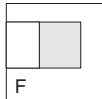
American Elect



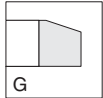
Lotus



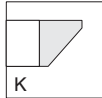
Bullnose



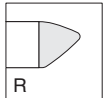
Flat



Slope



Knife



Rei

► Need help?
Product details,
page 434

Standard Includes

- Table top: laminate with solid wood edge

Required to Specify

- 1 Style number with appropriate edge profile letter indicated in the space provided (For example, CL_C36 becomes CLFC36 for flat edge profile)
► See edge profiles below.
- 2 Laminate color number for top
- 3 Wood finish number for edge profile
- 4 Options, if selected (see below)
► See *Surface Materials*, page 570.

Options	U.S. Price	Required to Specify
Surface Materials		
• Premium wood 2 on wood edge profile	Prices below	Specify Premium wood 2 finish number.
• Premium wood 3 on wood edge profile	Prices below	Specify Premium wood 3 finish number.
• Customiz stain on wood edge profile	No cost	Specify <i>with Customiz stain</i> .
• Open Line laminate	+\$69 plus cost of laminate	► See <i>Surface Materials Reference Manual</i> . ► See <i>Surface Materials Reference Manual</i> .

Additional Options

- See *Availability of Conference Top Options*, page 466.
► See *Specifying Conference Top Options*, page 470.

Specification Information

Dimensions		Style	U.S.	Options	
D	W	Number	Base Price	(Add \$ to Base Price)	
				Premium Wood on Edge	
				Wood 2	Wood 3
36"	36"	CL_C36	\$1324	+\$28	+\$ 94
42"	42"	CL_C42	\$1595	+\$32	+\$110
48"	48"	CL_C48	\$2005	+\$32	+\$110
54"	54"	CL_C54	\$2848	+\$65	+\$226
60"	60"	CL_C60	\$3783	+\$65	+\$226
:	:	:	:	:	:



For Canadian Pricing

Multiply U.S. Price by the Canadian price factor.

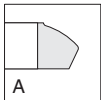
► See page 1 for details.

Oval Laminate Conference Table Tops

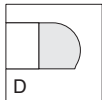


Tip: Your specification is not complete until you add a third letter to the style number to define the table top edge profile.

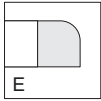
Standard Edge Profiles For Tops 60"W-120"W



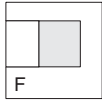
American Elect



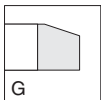
Lotus



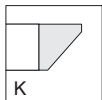
Bullnose



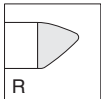
Flat



Slope

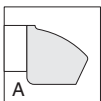


Knife

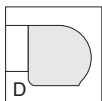


Rei

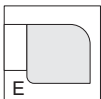
Large Edge Profiles For Tops 144"W and Wider



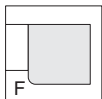
American Elect



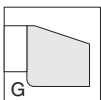
Lotus



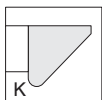
Bullnose



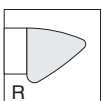
Flat



Slope



Knife



Rei

Standard Includes		Required to Specify
<p>► Need help? Product details, page 434</p> <ul style="list-style-type: none"> Table top: laminate with solid wood edge 		<p>1 Style number with appropriate edge profile letter indicated in the space provided (For example, CL_J3660 becomes CLFJ3660 for flat edge profile)</p> <p>► See edge profiles below.</p> <p>2 Laminate color number for top</p> <p>3 Wood finish number for edge profile</p> <p>4 Options, if selected (see below)</p> <p>► See <i>Surface Materials</i>, page 570.</p>
Options		Required to Specify
<p>Surface Materials</p> <ul style="list-style-type: none"> Premium wood 2 on wood edge profile Premium wood 3 on wood edge profile Customiz stain on wood edge profile Open Line laminate 	<p>Prices at right</p> <p>Prices at right</p> <p>No cost</p> <p>+\$69 plus cost of laminate</p>	<p>Specify Premium wood 2 finish number.</p> <p>Specify Premium wood 3 finish number.</p> <p>Specify with <i>Customiz stain</i>.</p> <p>► See <i>Surface Materials Reference Manual</i>.</p> <p>► See <i>Surface Materials Reference Manual</i>.</p>
<p>Additional Options</p> <p>► See <i>Availability of Conference Top Options</i>, page 466.</p> <p>► See <i>Specifying Conference Top Options</i>, page 470.</p>		

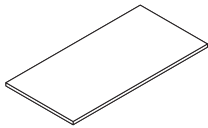
Specification Information

Dimensions D W	Style Number	U.S. Base Price	Options (Add \$ to Base Price)	
			Premium Wood on Edge	
			Wood 2	Wood 3
36"	60"	CL_J3660	\$ 2281	+\$ 32 +\$110
	66"	CL_J3666	\$ 2452	+\$ 47 +\$164
	72"	CL_J3672	\$ 2628	+\$ 47 +\$164
	84"	CL_J3684	\$ 2980	+\$ 65 +\$226
42"	72"	CL_J4272	\$ 2990	+\$ 65 +\$226
	84"	CL_J4284	\$ 3275	+\$ 65 +\$226
	96"	CL_J4296	\$ 3692	+\$ 78 +\$274
	108"	CL_J42108	\$ 4125	+\$ 78 +\$274
48"	84"	CL_J4884	\$ 3596	+\$ 78 +\$274
	96"	CL_J4896	\$ 3812	+\$ 78 +\$274
	108"	CL_J48108	\$ 4657	+\$100 +\$352
	120"	CL_J48120	\$ 5702	+\$100 +\$352
54"	108"	CL_J54108	\$ 5342	+\$116 +\$407
	120"	CL_J54120	\$ 6202	+\$116 +\$407
	144"	CL_J54144	\$ 7365	+\$138 +\$485
60"	120"	CL_J60120	\$ 6629	+\$124 +\$436
	144"	CL_J60144	\$ 8911	+\$153 +\$531
	168"	CL_J60168	\$11,672	+\$161 +\$561
66"	144"	CL_J66144	\$ 9883	+\$161 +\$561
	168"	CL_J66168	\$12,169	+\$181 +\$640
	192"	CL_J66192	\$13,275	+\$208 +\$726
72"	168"	CL_J72168	\$14,202	+\$208 +\$726
	192"	CL_J72192	\$15,656	+\$229 +\$804
	216"	CL_J72216	\$16,988	+\$252 +\$882
.



For Canadian Pricing
Multiply U.S. Price by the
Canadian price factor.
► See page 1 for details.

Rectangular Laminate Conference Table Tops



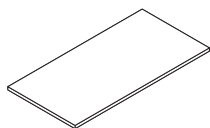
Standard Includes		Required to Specify
<p>► Need help? Product details, page 434</p>	<ul style="list-style-type: none"> Table top: laminate with solid wood edge 	<p>1 Style number with appropriate edge profile letter indicated in the space provided (For example, CL_T3660 becomes CLFT3660 for flat edge profile)</p> <p>► See edge profiles at right.</p> <p>2 Laminate color number for top</p> <p>3 Wood finish number for edge profile</p> <p>4 Options, if selected (see below)</p> <p>► See <i>Surface Materials</i>, page 570.</p>
Options		Required to Specify
Surface Materials	<ul style="list-style-type: none"> Premium wood 2 on wood edge profile 	Prices at right
	<ul style="list-style-type: none"> Premium wood 3 on wood edge profile 	Prices at right
	<ul style="list-style-type: none"> Customiz stain on wood edge profile 	No cost
	<ul style="list-style-type: none"> Open Line laminate 	+\$69 plus cost of laminate
Additional Options		<p>► See <i>Availability of Conference Top Options</i>, page 466.</p> <p>► See <i>Specifying Conference Top Options</i>, page 470.</p>



For Canadian Pricing

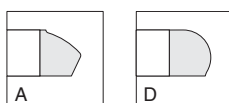
Multiply U.S. Price by the Canadian price factor.

► See page 1 for details.



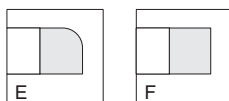
Tip: Your specification is not complete until you add a third letter to the style number to define the table top edge profile.

Standard Edge Profiles For Tops 60"W-120"W



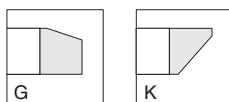
American Elect

Lotus



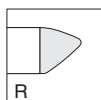
Bullnose

Flat



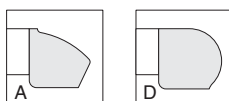
Slope

Knife



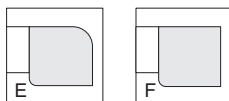
Rei

Large Edge Profiles For Tops 144"W and Wider



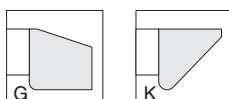
American Elect

Lotus



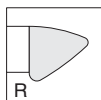
Bullnose

Flat



Slope

Knife

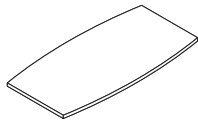


Rei

Specification Information

Dimensions D W	Style Number	U.S. Base Price	Options (Add \$ to Base Price)	
			Premium Wood on Edge	
			Wood 2	Wood 3
36"	60"	CL_T3660	\$ 1968	+\$ 32 +\$110
	66"	CL_T3666	\$ 2118	+\$ 47 +\$164
	72"	CL_T3672	\$ 2268	+\$ 47 +\$164
	84"	CL_T3684	\$ 2573	+\$ 65 +\$226
42"	72"	CL_T4272	\$ 2581	+\$ 65 +\$226
	84"	CL_T4284	\$ 2827	+\$ 65 +\$226
	96"	CL_T4296	\$ 3190	+\$ 78 +\$274
	108"	CL_T42108	\$ 3564	+\$ 78 +\$274
48"	84"	CL_T4884	\$ 3108	+\$ 78 +\$274
	96"	CL_T4896	\$ 3290	+\$ 78 +\$274
	108"	CL_T48108	\$ 4021	+\$100 +\$352
	120"	CL_T48120	\$ 4926	+\$100 +\$352
	144"	CL_T48144	\$ 5431	+\$124 +\$436
54"	108"	CL_T54108	\$ 4613	+\$116 +\$407
	120"	CL_T54120	\$ 5355	+\$116 +\$407
	144"	CL_T54144	\$ 6360	+\$138 +\$485
	168"	CL_T54168	\$ 7704	+\$161 +\$561
60"	120"	CL_T60120	\$ 5725	+\$124 +\$436
	144"	CL_T60144	\$ 7696	+\$153 +\$531
	168"	CL_T60168	\$10,082	+\$161 +\$561
	192"	CL_T60192	\$10,403	+\$181 +\$640
	216"	CL_T60216	\$10,729	+\$208 +\$726
66"	144"	CL_T66144	\$ 8987	+\$161 +\$561
	168"	CL_T66168	\$11,061	+\$181 +\$640
	192"	CL_T66192	\$12,065	+\$208 +\$726
	216"	CL_T66216	\$13,977	+\$229 +\$804
72"	168"	CL_T72168	\$12,912	+\$208 +\$726
	192"	CL_T72192	\$14,232	+\$229 +\$804
	216"	CL_T72216	\$15,445	+\$252 +\$882

Boat-Shape Laminate Conference Table Tops



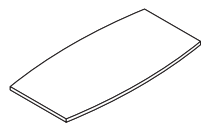
Standard Includes		Required to Specify
<p>► Need help? Product details, page 434</p> <ul style="list-style-type: none"> Table top: laminate with solid wood edge 		<p>1 Style number with appropriate edge profile letter indicated in the space provided (For example, CL_B3660 becomes CLFB3660 for flat edge profile)</p> <p>► See edge profiles at right.</p> <p>2 Laminate color number for top</p> <p>3 Wood finish number for edge profile</p> <p>4 Options, if selected (see below)</p> <p>► See <i>Surface Materials</i>, page 570.</p>
Options		Required to Specify
Surface Materials	<ul style="list-style-type: none"> Premium wood 2 on wood edge profile Premium wood 3 on wood edge profile Customiz stain on wood edge profile Open Line laminate 	<p>Prices at right</p> <p>Prices at right</p> <p>No cost</p> <p>+\$69 plus cost of laminate</p> <p>Specify Premium wood 2 finish number.</p> <p>Specify Premium wood 3 finish number.</p> <p>Specify <i>with Customiz stain</i>.</p> <p>► See <i>Surface Materials Reference Manual</i>.</p> <p>► See <i>Surface Materials Reference Manual</i>.</p>
Additional Options	<p>► See <i>Availability of Conference Top Options</i>, page 466.</p> <p>► See <i>Specifying Conference Top Options</i>, page 470.</p>	



For Canadian Pricing

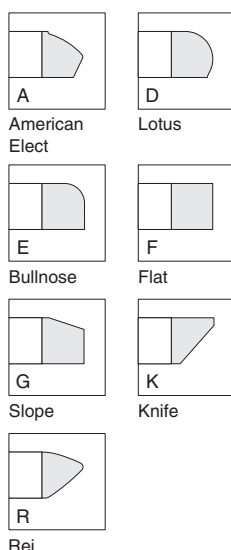
Multiply U.S. Price by the Canadian price factor.

► See page 1 for details.

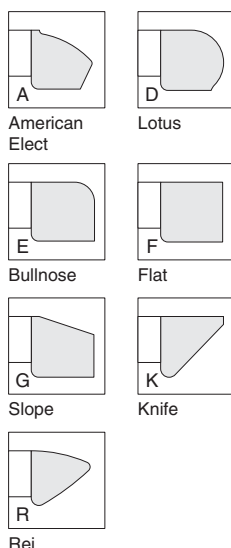


Tip: Your specification is not complete until you add a third letter to the style number to define the table top edge profile.

Standard Edge Profiles For Tops 60"W-120"W



Large Edge Profiles For Tops 144"W and Wider



Specification Information

Dimensions D W	Style Number	U.S. Base Price	Options (Add \$ to Base Price)	
			Premium Wood on Edge	
			Wood 2	Wood 3
30"/36" 60"	CL_B3660	\$ 2281	+\$ 32	+\$110
66"	CL_B3666	\$ 2452	+\$ 47	+\$164
72"	CL_B3672	\$ 2628	+\$ 47	+\$164
84"	CL_B3684	\$ 2980	+\$ 65	+\$226
36"/42" 72"	CL_B4272	\$ 2990	+\$ 65	+\$226
84"	CL_B4284	\$ 3275	+\$ 65	+\$226
96"	CL_B4296	\$ 3692	+\$ 78	+\$274
108"	CL_B42108	\$ 4125	+\$ 78	+\$274
41"/48" 84"	CL_B4884	\$ 3596	+\$ 78	+\$274
96"	CL_B4896	\$ 3814	+\$ 78	+\$274
108"	CL_B48108	\$ 4657	+\$100	+\$352
120"	CL_B48120	\$ 5702	+\$100	+\$352
144"	CL_B48144	\$ 6288	+\$124	+\$436
46"/54" 108"	CL_B54108	\$ 5342	+\$116	+\$407
120"	CL_B54120	\$ 6202	+\$116	+\$407
144"	CL_B54144	\$ 7364	+\$138	+\$485
168"	CL_B54168	\$ 8920	+\$161	+\$561
51"/60" 120"	CL_B60120	\$ 6629	+\$124	+\$436
144"	CL_B60144	\$ 8909	+\$153	+\$531
168"	CL_B60168	\$11,672	+\$161	+\$561
192"	CL_B60192	\$12,046	+\$181	+\$640
216"	CL_B60216	\$12,423	+\$208	+\$726
56"/66" 144"	CL_B66144	\$ 9883	+\$161	+\$561
168"	CL_B66168	\$12,169	+\$181	+\$640
192"	CL_B66192	\$13,275	+\$208	+\$726
216"	CL_B66216	\$15,373	+\$229	+\$804
61"/72" 168"	CL_B72168	\$14,202	+\$208	+\$726
192"	CL_B72192	\$15,656	+\$229	+\$804
216"	CL_B72216	\$16,988	+\$252	+\$882

Racetrack Laminate Conference Table Tops



Standard Includes		Required to Specify
► Need help? Product details, page 434	<ul style="list-style-type: none"> Table top: laminate with solid wood edge 	1 Style number with appropriate edge profile letter indicated in the space provided (For example, CL_K3660 becomes CLFK3660 for flat edge profile) ► See edge profiles at right. 2 Laminate color number for top 3 Wood finish number for edge profile 4 Options, if selected (see below) ► See <i>Surface Materials</i> , page 570.
Options		Required to Specify
Surface Materials	<ul style="list-style-type: none"> Premium wood 2 on wood edge profile 	Prices at right Specify Premium wood 2 finish number.
	<ul style="list-style-type: none"> Premium wood 3 on wood edge profile 	Prices at right Specify Premium wood 3 finish number.
	<ul style="list-style-type: none"> Customiz stain on wood edge profile 	No cost Specify <i>with Customiz stain</i> . ► See <i>Surface Materials Reference Manual</i> .
	<ul style="list-style-type: none"> Open Line laminate 	+\$69 plus cost of laminate ► See <i>Surface Materials Reference Manual</i> .
Additional Options		► See <i>Availability of Conference Top Options</i> , page 466. ► See <i>Specifying Conference Top Options</i> , page 470.



For Canadian Pricing

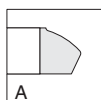
Multiply U.S. Price by the Canadian price factor.

► See page 1 for details.

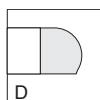


Tip: Your specification is not complete until you add a third letter to the style number to define the table top edge profile.

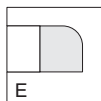
Standard Edge Profiles For Tops 60"W-120"W



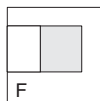
American
Elect



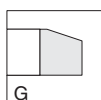
Lotus



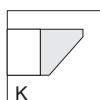
Bullnose



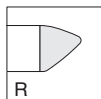
Flat



Slope

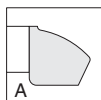


Knife

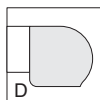


Rei

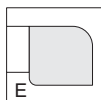
Large Edge Profiles For Tops 144"W and Wider



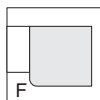
American
Elect



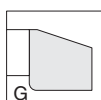
Lotus



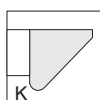
Bullnose



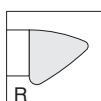
Flat



Slope



Knife



Rei

Specification Information

Dimensions D W	Style Number	U.S. Base Price	Options (Add \$ to Base Price)	
			Premium Wood on Edge	
			Wood 2	Wood 3
36"	60"	CL_K3660	\$ 2177	+\$ 32 +\$110
	66"	CL_K3666	\$ 2341	+\$ 47 +\$164
	72"	CL_K3672	\$ 2509	+\$ 47 +\$164
	84"	CL_K3684	\$ 2845	+\$ 65 +\$226
42"	72"	CL_K4272	\$ 2857	+\$ 65 +\$226
	84"	CL_K4284	\$ 3124	+\$ 65 +\$226
	96"	CL_K4296	\$ 3525	+\$ 78 +\$274
	108"	CL_K42108	\$ 3936	+\$ 78 +\$274
48"	84"	CL_K4884	\$ 3434	+\$ 78 +\$274
	96"	CL_K4896	\$ 3641	+\$ 78 +\$274
	108"	CL_K48108	\$ 4444	+\$100 +\$352
	120"	CL_K48120	\$ 5444	+\$100 +\$352
	144"	CL_K48144	\$ 6002	+\$124 +\$436
54"	108"	CL_K54108	\$ 5098	+\$116 +\$407
	120"	CL_K54120	\$ 5919	+\$116 +\$407
	144"	CL_K54144	\$ 7027	+\$138 +\$485
	168"	CL_K54168	\$ 8517	+\$161 +\$561
60"	120"	CL_K60120	\$ 6323	+\$124 +\$436
	144"	CL_K60144	\$ 8504	+\$153 +\$531
	168"	CL_K60168	\$11,142	+\$161 +\$561
	192"	CL_K60192	\$11,497	+\$181 +\$640
	216"	CL_K60216	\$11,859	+\$208 +\$726
66"	144"	CL_K66144	\$ 9432	+\$161 +\$561
	168"	CL_K66168	\$11,613	+\$181 +\$640
	192"	CL_K66192	\$12,668	+\$208 +\$726
	216"	CL_K66216	\$14,674	+\$229 +\$804
72"	168"	CL_K72168	\$13,560	+\$208 +\$726
	192"	CL_K72192	\$14,942	+\$229 +\$804
	216"	CL_K72216	\$16,214	+\$252 +\$882

Bases for Conference Tables

Metal Flex Bases

Standard Includes	Required to Specify
<p>► Need help? Product details, page 434</p> <ul style="list-style-type: none"> • Metal flex base: paint or metal • Attachment hardware 	<p>1 Style number 2 Paint or metal color number for base: 0835 Black 4798 Sterling 4799 Platinum 3 Options, if selected (see below) ► See <i>Surface Materials</i>, page 570.</p>

Tip: Power units and round ports cannot be used on tops supported by T- or X-flex bases.

Tip: Oval ports and power channels cannot be used on 54"D x 120"W oval tops supported by flex bases.

Options	U.S. Price	Required to Specify
Surface Materials <ul style="list-style-type: none"> • T-flex base <ul style="list-style-type: none"> • Brushed Aluminum +\$172 • Polished Aluminum +\$172 • X-flex base <ul style="list-style-type: none"> • Brushed Aluminum +\$172 • Polished Aluminum +\$172 		<p>Specify with 8042 Brushed Aluminum. Specify with 8046 Polished Aluminum.</p>

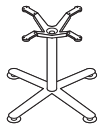
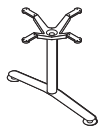
Specification Information				
Dimensions			Style	U.S.
D	W	H	Number	Base
				Price

T-Flex Base

24"	24"	27½"	CFLEXT24	\$ 822
30"	30"	27½"	CFLEXT30	\$ 959

X-Flex Base

24"	24"	27½"	CFLEXX24	\$1247
30"	30"	27½"	CFLEXX30	\$1368



For Canadian Pricing

Multiply U.S. Price by the Canadian price factor.

► See page 1 for details.

Tip: Power channels cannot be used on tops supported by X-panel bases.

Tip: Oval ports cannot be used on 54"D x 144"W oval tops supported by X-panel bases.

	Standard Includes	Required to Specify
► Need help? Product details, page 434	<ul style="list-style-type: none"> • U- or X-panel base: wood • Wire management cavity • Cylinder feet: paint or metal • Attachment hardware 	1 Style number 2 Wood color number for base 3 Paint or metal color number for feet: 0835 Black 4799 Platinum 8042 Brushed Aluminum 8046 Polished Aluminum 4 Options, if selected (see below) ► See <i>Surface Materials</i> , page 570.

	Options	U.S. Price	Required to Specify
Surface Materials	<ul style="list-style-type: none">• Premium wood 2• Premium wood 3• Customiz stain on wood	Prices below Prices below No cost	Specify Premium wood 2 finish number. Specify Premium wood 3 finish number. Specify <i>with Customiz stain</i> . ▶ See <i>Surface Materials Reference Manual</i> .
Foot Details	<ul style="list-style-type: none">• Square feet	No cost	Specify <i>with square feet</i> and select 0835 Black, 4799 Platinum, 8042 Brushed Aluminum, or 8046 Polished Aluminum.

• Dimensions			• Style	• U.S.	• Options
D	W	H	Number	Base	(Add \$ to
				Price	Base Price)
					<u>Premium Wood</u>
					Wood 2 · Wood 3

4"	18"	27½"	CWUPC418	\$1015	+\$ 47	+\$164
4"	24"	27½"	CWUPC424	\$1161	+\$ 69	+\$242
6"	30"	27½"	CWUPC630	\$1451	+\$ 96	+\$335
6"	36"	27½"	CWUPC636	\$1597	+\$116	+\$407

24"	24"	27 1/2"	CWXPC424	\$1521	+\$ 69	+\$242
30"	30"	27 1/2"	CWXPC630	\$1797	+\$ 96	+\$335
36"	36"	27 1/2"	CWXPC636	\$1934	+\$116	+\$407



Multiply U.S. Price by the
Canadian price factor.

Wood Casegoods and Tables Specification Guide

Steelcase
August 2017

Bases for Conference Tables, continued

Rectangular Bases

Standard Includes		Required to Specify
► Need help? Product details, page 434	<ul style="list-style-type: none"> Rectangular base: wood Removable panel for access to wire cavity Recessed toe kick on base, if selected: metallic finish Wood molding on base, if selected: wood to match base Glides: black plastic Attachment hardware 	1 Style number 2 Wood color number for base 3 Metallic finish color number for recessed toe kick, if selected: 0835 Black 8042 Brushed Aluminum 8046 Polished Aluminum 4 Options, if selected (see below) ► See <i>Surface Materials</i> , page 570.
Options	U.S. Price	Required to Specify
Surface Materials <ul style="list-style-type: none"> Premium wood 2 Premium wood 3 Customiz stain on wood 	Prices below Prices below No cost	Specify Premium wood 2 finish number. Specify Premium wood 3 finish number. Specify <i>with Customiz stain</i> . ► See <i>Surface Materials Reference Manual</i> .

Specification Information

Dimensions			Style Number	U.S. Base Price	Options
D	W	H			(Add \$ to Base Price)
					Premium Wood
					Wood 2 : Wood 3

With Recessed Toe Kick

18"	4"	27½"	CWREC418	\$ 899	+\$ 47	+\$164
24"	4"	27½"	CWREC424	\$ 966	+\$ 69	+\$242
30"	6"	27½"	CWREC630	\$1182	+\$ 96	+\$335
36"	6"	27½"	CWREC636	\$1346	+\$116	+\$407

With Wood Molding

18"	4"	27½"	CWRET418	\$1053	+\$ 47	+\$164
24"	4"	27½"	CWRET424	\$1142	+\$ 69	+\$242
30"	6"	27½"	CWRET630	\$1412	+\$ 96	+\$335
36"	6"	27½"	CWRET636	\$1624	+\$116	+\$407



 **For Canadian Pricing**
 Multiply U.S. Price by the
 Canadian price factor.
 ► See page 1 for details.

Rectangular Bases with Feet



Standard Includes	Required to Specify
<p>► Need help? Product details, page 434</p> <ul style="list-style-type: none"> Rectangular base: wood Removable panel for access to wire cavity Cylinder feet: paint or metal Attachment hardware 	<p>1 Style number 2 Wood color number for base 3 Paint or metal color number for feet: 0835 Black 4799 Platinum 8042 Brushed Aluminum 8046 Polished Aluminum 4 Options, if selected (see below) ► See <i>Surface Materials</i>, page 570.</p>

Options	U.S. Price	Required to Specify
<p>Surface Materials</p> <ul style="list-style-type: none"> Premium wood 2 Premium wood 3 Customiz stain on wood 	<p>Prices below Prices below No cost</p>	<p>Specify Premium wood 2 finish number. Specify Premium wood 3 finish number. Specify <i>with Customiz stain</i>. ► See <i>Surface Materials Reference Manual</i>.</p>
<p>Foot Detail</p> <ul style="list-style-type: none"> Square feet 	<p>No cost</p>	<p>Specify <i>with square feet</i> and select 0835 Black, 4799 Platinum, 8046 Polished Aluminum, or 9211 Nickel.</p>

Specification Information						
Dimensions			Style Number	U.S. Base Price	Options	
D	W	H			(Add \$ to Base Price)	
					Premium Wood	
					Wood 2	Wood 3
18"	4"	27½"	CWREF418	\$1035	+\$ 47	+\$164
24"	4"	27½"	CWREF424	\$1103	+\$ 69	+\$242
30"	6"	27½"	CWREF630	\$1318	+\$ 96	+\$335
36"	6"	27½"	CWREF636	\$1485	+\$116	+\$407



For Canadian Pricing
Multiply U.S. Price by the
Canadian price factor.
► See page 1 for details.

Bases for Conference Tables, continued

Disk Bases

Tip: Power units and round and oval ports cannot be used on tops supported by disk bases.

Standard Includes	Required to Specify
<ul style="list-style-type: none"> Need help? Product details, page 434 Disk bases: 7207 Black Glides: black plastic Attachment hardware 	Style number

Specification Information

Dimensions	Style	U.S.
D W H	Number	Price

Contemporary

24"	24"	27 1/2"	TBD2428C	\$769
30"	30"	27 1/2"	TBD3028C	\$866

Transitional

24"	24"	27 1/2"	TBD2428N	\$769
30"	30"	27 1/2"	TBD3028N	\$866



Freestanding Table Bases

Standard Includes	Required to Specify
<ul style="list-style-type: none"> Table base: 4799 Platinum Metallic or 7207 Black Attachment hardware: black paint only 	1 Style number 2 Color number: 4799 Platinum Metallic 7207 Black

Specification Information

Dimensions	Style	Quantity	U.S.
D W H	Number		Price

Freestanding Table Base

28"	28"	27 1/2"	AWQT28	1	\$871
-----	-----	---------	---------------	---	-------



Tip: Freestanding table base does not have cable routing capabilities.

Tip: No technology solution can be accommodated directly above the table base.



For Canadian Pricing

Multiply U.S. Price by the Canadian price factor.

► See page 1 for details.

Circular Drum Bases

Tip: Mouse holes provide wire access on two sides of bases.

Standard Includes	Required to Specify
<p>► Need help? Product details, page 434</p> <ul style="list-style-type: none"> Circular drum base: wood Removable panel for access to wire cavity Hole in bottom of base for floor monument access Recessed toe kick on base, if selected: metallic finish Wood molding on base, if selected: wood to match base Glides: black plastic Attachment hardware 	<ol style="list-style-type: none"> Style number Wood color number for base Metallic finish number for recessed toe kick, if selected: <ul style="list-style-type: none"> 0835 Black 8042 Brushed Aluminum 8046 Polished Aluminum Options, if selected (see below) <p>► See <i>Surface Materials</i>, page 570.</p>

Options	U.S. Price	Required to Specify
<p>Surface Materials</p> <ul style="list-style-type: none"> Premium wood 2 Premium wood 3 Customiz stain on wood 	<p>Prices below</p> <p>Prices below</p> <p>No cost</p>	<p>Specify Premium wood 2 finish number.</p> <p>Specify Premium wood 3 finish number.</p> <p>Specify with <i>Customiz stain</i>.</p> <p>► See <i>Surface Materials Reference Manual</i>.</p>

Specification Information						
Dimensions			Style Number	U.S. Base Price	Options	
D	W	H			(Add \$ to Base Price)	
						Premium Wood
						Wood 2 Wood 3

With Recessed Toe Kick

18"	18"	27½"	CWCIRC18	\$1103	+\$ 47	+\$164
24"	24"	27½"	CWCIRC24	\$1245	+\$ 69	+\$242
30"	30"	27½"	CWCIRC30	\$1451	+\$ 96	+\$335
36"	36"	27½"	CWCIRC36	\$1656	+\$116	+\$407

With Wood Molding

18"	18"	27½"	CWCIRT18	\$1401	+\$ 47	+\$164
24"	24"	27½"	CWCIRT24	\$1580	+\$ 69	+\$242
30"	30"	27½"	CWCIRT30	\$1842	+\$ 96	+\$335
36"	36"	27½"	CWCIRT36	\$2105	+\$116	+\$407



 **For Canadian Pricing**
Multiply U.S. Price by the
Canadian price factor.
► See page 1 for details.

Half Drum Bases

Standard Includes		Required to Specify	
Need help? Product details, page 435	<ul style="list-style-type: none"> • Half drum base: wood • Removable panel for access to wire cavity • Hole in bottom of base for floor monument access • Recessed toe kick on base, if selected: metallic finish • Wood molding on base, if selected: wood to match base • Glides: black plastic • Attachment hardware 	1 Style number 2 Wood color number for base 3 Metallic finish color number for recessed toe kick, if selected: 0835 Black 8042 Brushed Aluminum 8046 Polished Aluminum 4 Options, if selected (see below) ▶ See <i>Surface Materials</i> , page 570.	
	Options	U.S. Price	Required to Specify
Surface Materials	<ul style="list-style-type: none"> • Premium wood 2 • Premium wood 3 • Customiz stain on wood 	Prices below Prices below No cost	Specify Premium wood 2 finish number. Specify Premium wood 3 finish number. Specify <i>with Customiz stain</i> . ▶ See <i>Surface Materials Reference Manual</i> .

Specification Information

• Dimensions			• Style	• U.S.	• Options
D	W	H	Number	Base Price	(Add \$ to Base Price)
					<u>Premium Wood</u>
					Wood 2 - Wood 3

With Recessed Toe Kick

9"	18"	27 1/2"	CWHDC18	\$ 966	+\$ 47	+\$164
12"	24"	27 1/2"	CWHDC24	\$1035	+\$ 69	+\$242
15"	30"	27 1/2"	CWHDC30	\$1245	+\$ 96	+\$335
18"	36"	27 1/2"	CWHDC36	\$1437	+\$116	+\$407

With Wood Molding

9"	18"	27½"	CWHD18	\$1228	+\$ 47	+\$164
12"	24"	27½"	CWHD24	\$1316	+\$ 69	+\$242
15"	30"	27½"	CWHD30	\$1580	+\$ 96	+\$335
18"	36"	27½"	CWHD36	\$1825	+\$116	+\$407



Elliptical Drum Bases

	Standard Includes	Required to Specify
► Need help? Product details, page 435	<ul style="list-style-type: none"> • Elliptical drum base: wood • Removable panel for access to wire cavity • Hole in bottom of base for floor monument access • Recessed toe kick on base, if selected: metallic finish • Wood molding on base, if selected: wood to match base • Glides: black plastic • Attachment hardware 	1 Style number 2 Wood color number for base 3 Metallic finish color number for recessed toe kick, if selected: 0835 Black 8042 Brushed Aluminum 8046 Polished Aluminum 4 Options, if selected (see below) ► See <i>Surface Materials</i> , page 570.

	Options	U.S. Price	Required to Specify
Surface Materials	<ul style="list-style-type: none"> • Premium wood 2 • Premium wood 3 • Customiz stain on wood 	Prices below Prices below No cost	Specify Premium wood 2 finish number. Specify Premium wood 3 finish number. Specify <i>with Customiz stain</i> . ► See <i>Surface Materials Reference Manual</i> .

Specification Information									
• Dimensions			• Style Number	• U.S. Base Price	• Options				
D	W	H			(Add \$ to Base Price)				
•	•	•	•	•	• Premium Wood				
•	•	•	•	•	• Wood 2 • Wood 3				
•	•	•	•	•	•				
•	•	•	•	•	•				
•	•	•	•	•	•				
•	•	•	•	•	•				
•	•	•	•	•	•				
•	•	•	•	•	•				
•	•	•	•	•	•				
•	•	•	•	•	•				
•	•	•	•	•	•				
•	•	•	•	•	•				
•	•	•	•	•	•				
•	•	•	•	•	•				
•	•	•	•	•	•				
•	•	•	•	•	•				
•	•	•	•	•	•				
•	•	•	•	•	•				
•	•	•	•	•	•				
•	•	•	•	•	•				
•	•	•	•	•	•				
•	•	•	•	•	•				
•	•	•	•	•	•				
•	•	•	•	•	•				
•	•	•	•	•	•				
•	•	•	•	•	•				
•	•	•	•	•	•				
•	•	•	•	•	•				
•	•	•	•	•	•				
•	•	•	•	•	•				
•	•	•	•	•	•				
•	•	•	•	•	•				
•	•	•	•	•	•				
•	•	•	•	•	•				
•	•	•	•	•	•				
•	•	•	•	•	•				
•	•	•	•	•	•				
•	•	•	•	•	•				
•	•	•	•	•	•				
•	•	•	•	•	•				
•	•	•	•	•	•				
•	•	•	•	•	•				
•	•	•	•	•	•				
•	•	•	•	•	•				
•	•	•	•	•	•				
•	•	•	•	•	•				
•	•	•	•	•	•				
•	•	•	•	•	•				
•	•	•	•	•	•				
•	•	•	•	•	•				
•	•	•	•	•	•				
•	•	•	•	•	•				
•	•	•	•	•	•				
•	•	•	•	•	•				
•	•	•	•	•	•				
•	•	•	•	•	•				
•	•	•	•	•	•				
•	•	•	•	•	•				
•	•	•	•	•	•				
•	•	•	•	•	•				
•	•	•	•	•	•				
•	•	•	•	•	•				
•	•	•	•	•	•				
•	•	•	•	•	•				
•	•	•	•	•	•				
•	•	•	•	•	•				
•	•	•	•	•	•				
•	•	•	•	•	•				
•	•	•	•	•	•				
•	•	•	•	•	•				
•	•	•	•	•	•				
•	•	•	•	•	•				
•	•	•	•	•	•				
•	•	•	•	•	•				
•	•	•	•	•	•				
•	•	•	•	•	•				
•	•	•	•	•	•				
•	•	•	•	•	•				
•	•	•	•	•	•				
•	•	•	•	•	•				
•	•	•	•	•	•				
•	•	•	•	•	•				
•	•	•	•	•	•				
•	•	•	•	•	•				
•	•	•	•	•	•				
•	•	•	•	•	•				
•	•	•	•	•	•				
•	•	•	•	•	•				
•	•	•	•	•	•				
•	•	•	•	•	•				
•	•	•	•	•	•				
•	•	•	•	•	•				
•	•	•	•	•	•				
•	•	•	•	•	•				
•	•	•	•	•	•				
•	•	•	•	•	•				
•	•	•	•	•	•				
•	•	•	•	•	•				
•	•	•	•	•	•				
•	•	•	•	•	•				
•	•	•	•	•	•				
•	•	•	•	•	•				
•	•	•	•	•	•				
•	•	•	•	•	•				
•	•	•	•	•	•				
•	•	•	•	•	•				
•	•	•	•	•	•				
•	•	•	•	•	•				
•	•	•	•	•	•				
•	•	•	•	•	•				
•	•	•	•	•	•				
•	•	•	•	•	•				
•	•	•	•	•	•				
•	•	•	•	•	•				
•	•	•	•	•	•				
•	•	•	•	•	•				
•	•	•	•	•	•				
•	•	•	•	•	•				
•	•	•	•	•	•				
•	•	•	•	•	•				
•	•	•	•	•	•				
•	•	•	•	•	•				
•	•	•	•	•	•				
•	•	•	•	•	•				
•	•	•	•	•	•				
•	•	•	•	•	•				
•	•	•	•	•	•				
•	•	•	•	•	•				
•	•	•	•	•	•				
•	•	•	•	•	•				
•	•	•	•	•	•				
•	•	•	•	•	•				
•	•	•	•	•	•				
•	•	•	•	•	•				
•	•	•	•	•	•				
•	•	•	•	•	•				
•	•	•	•	•	•				
•	•	•	•	•	•				
•	•	•	•	•	•				
•	•	•	•	•	•				
•	•	•	•	•	•				
•	•	•	•	•	•				
•	•	•	•	•	•				
•	•	•	•	•	•				
•	•	•	•	•	•				
•	•	•	•	•	•				
•	•	•	•	•	•				
•	•	•	•	•	•				
•	•	•	•	•	•				
•	•	•	•	•	•				
•	•	•	•	•	•				
•	•	•	•	•	•				
•	•	•	•	•	•				
•	•	•	•	•	•				
•	•	•	•	•	•				
•	•	•	•	•	•				
•	•	•	•	•	•				
•	•	•	•	•	•				
•	•	•	•	•	•				
•	•	•	•	•	•				
•	•	•	•	•	•				
•	•	•	•	•	•				
•	•	•	•	•	•				
•	•								

With Recessed Toe Kick

12"	24"	27½"	CWELC24	\$1245	+	\$ 69	+	\$242
15"	30"	27½"	CWELC30	\$1451	+	\$ 96	+	\$335
18"	36"	27½"	CWELC36	\$1656	+	\$116	+	\$407
•	•	•	•	•	•	•	•	•

With Wood Molding

12"	24"	27½"	CWELT24	\$1580	+	\$ 69	+	\$242
15"	30"	27½"	CWELT30	\$1842	+	\$ 96	+	\$335
18"	36"	27½"	CWELT36	\$2105	+	\$116	+	\$407
•	•	•	•	•	•	•	•	•



 **For Canadian Pricing**
 Multiply U.S. Price by the
 Canadian price factor.
 ► See page 1 for details.

Power and Communication Accessories

Technology Covers

Standard Includes	Required to Specify
<ul style="list-style-type: none"> Need help? Product details, page 435 Technology covers: Corian 	<ul style="list-style-type: none"> 1 Style number 2 Corian color number: 2970 Cameo White 2971 Nocturne Black

Specification Information

Dimensions	Style	U.S.
D W H	Number	Price

Wire Access Grommet Cover

4 1/2"	6"	1/4"	DAC84	\$83
--------	----	------	--------------	------

Square Cover

4 1/2"	6"	1/4"	DAX84	\$83
--------	----	------	--------------	------



Tip: Technology covers are included with power units and power channels. Specify additional covers only if you need a different style or replacements.

► See *Power Channels* and *Power Units*, pages 470–471.

Flip Up Power Unit



Tip: For field installation, a 5" wide by 3 3/4" depth cut out is required. Also at least a 2 1/2" clearance from the bottom of the flange (including the thickness of the worksurface) is required to allow the routing of the wire and to avoid an interference with drawers.

Standard Includes	Required to Specify
<ul style="list-style-type: none"> Need help? Product details, page 435 Power unit: 0835 Black paint or 4799 Platinum paint Two outlets: black plastic Attachment hardware 6' power cord with grounded plug: black plastic 	<ul style="list-style-type: none"> 1 Style number 2 Paint color number for power unit

Specification Information

Dimensions	Style	U.S.
D W H	Number	Price

Flip Up Power Unit

4 1/4"	5 1/2"	2"	AWVFP	\$288
--------	--------	----	--------------	-------



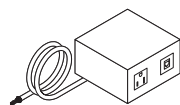
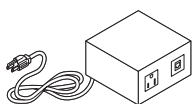
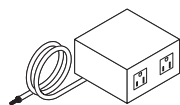
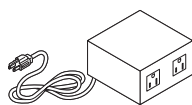
For Canadian Pricing

Multiply U.S. Price by the Canadian price factor.

► See page 1 for details.

Power Boxes and Power/Communication Boxes

Tip: Power boxes can provide power/data access in lecterns and media carts.



Tip: Jacks can be purchased by calling any of the manufacturers listed below:

- AMP Corporation 1.800.522.6752
- Leviton 1.800.722.2082
- Lucent 1.800.344.0223
- Krone 1.800.775.5766
- Panduit 1.800.777.3300

Standard Includes	Required to Specify
<ul style="list-style-type: none"> Need help? Product details, page 435 Power box Power/communication box with adapters for two customer-supplied data couplers/jacks 6' power cord with three-prong plug or 6' flexible metal conduit 	Style number

Specification Information

Dimensions	Style	U.S.
D W H	Number	Price

Power Boxes

3"	3"	1"	SPP	\$230
----	----	----	------------	-------

Hardwired Power Boxes

3"	3"	1"	SPPH	\$475
----	----	----	-------------	-------

Power/Communication Boxes

3"	3"	1"	SPC	\$231
----	----	----	------------	-------

Hardwired Power/Communication Boxes

3"	3"	1"	SPCH	\$351
----	----	----	-------------	-------

Field-Installed Round Grommet



Standard Includes	Required to Specify
<ul style="list-style-type: none"> Grommet: paint or metal Installation instructions 	1 Style number 2 Paint or metal color number ▶ See <i>Surface Materials</i> , page 570.

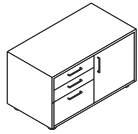
Specification Information

Dimensions	Style	U.S.
D W	Number	Price

2 1/2"	2 1/2"	AWAG2	\$68
--------	--------	--------------	------

For Canadian Pricing
Multiply U.S. Price by the Canadian price factor.
▶ See page 1 for details.

Contemporary-Style Storage Credenzas



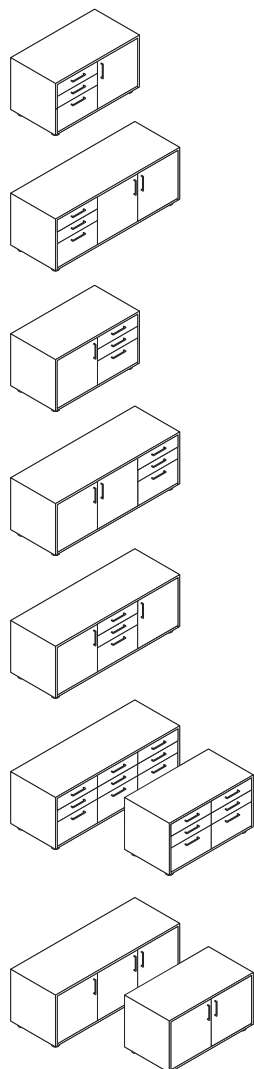
	Standard Includes	Required to Specify
► Need help? Product details, page 438	<ul style="list-style-type: none"> Credenza: wood Finished back panel: wood to match credenza Pulls: paint or metal Locks, keyed random: 9250 Ember Chrome One adjustable shelf behind each door One hanging file folder frame per file drawer: black plastic Cylinder feet: paint or metal 	<ol style="list-style-type: none"> Style number Wood veneer color number for credenza Pulls and paint or metal color number (see below) Paint or metal color number for feet Options, if selected (see below) <p>► See <i>Surface Materials</i>, page 570.</p>

	Options	U.S. Price	Required to Specify
Surface Materials	<ul style="list-style-type: none"> Premium wood 2 Premium wood 3 Customiz stain on wood 	+\$ 322 +\$1124 No cost	Specify Premium wood 2 finish number. Specify Premium wood 3 finish number. Specify <i>with Customiz stain</i> . ► See <i>Surface Materials Reference Manual</i> .
Pulls	<ul style="list-style-type: none"> Tab pull Jazz pull Nile pull 	No cost +\$ 11 each +\$ 11 each	Specify <i>with tab pull</i> and select 0835 Black, 4799 Platinum, 9201 Polished Chrome, or 9211 Nickel. Specify <i>with jazz pull</i> and select 0835 Black, 4799 Platinum, 9201 Polished Chrome, or 9211 Nickel. Specify <i>with nile pull</i> and select 0835 Black, 4799 Platinum, 9201 Polished Chrome, or 9211 Nickel.
Foot Detail	<ul style="list-style-type: none"> Square feet 	No cost	Specify <i>with square feet</i> and select 0835 Black, 4799 Platinum, 8042 Brushed Aluminum, or 8046 Polished Aluminum.
Lock and Keying	Lock <ul style="list-style-type: none"> Polished chrome Keying <ul style="list-style-type: none"> Factory- and field-installed keying 	No cost	Specify <i>with 9201 Polished Chrome lock</i> . ► Page 588
Translucent Doors	Doors <ul style="list-style-type: none"> Non-locking translucent glass doors 	+\$ 243 per door	Add suffix G to style number.
Grommets	<ul style="list-style-type: none"> Two 2½"-round worksurface grommets 	+\$ 148	Left/right: Specify <i>with CGRLR</i> and select 0835 Black, 4799 Platinum Metallic, 9201 Polished Chrome, or 9211 Nickel.

Tip: Specify 4799 Platinum finish on pulls to match translucent door frame.



For Canadian Pricing
 Multiply U.S. Price by the Canadian price factor.
 ► See page 1 for details.



Specification Information

Dimensions			Style	U.S.
D	W	H	Number	Base Price

Credenza with Left-Hand Drawers and Right-Hand Door

24"	45"	26"	CWDLC4526	\$3113
-----	-----	-----	------------------	--------

Credenza with Left-Hand Drawers and Right-Hand Double Doors

24"	67"	26"	CWDLC6726	\$4410
-----	-----	-----	------------------	--------

Credenza with Right-Hand Drawers and Left-Hand Door

24"	45"	26"	CWDRC4526	\$3113
-----	-----	-----	------------------	--------

Credenza with Right-Hand Drawers and Left-Hand Double Doors

24"	67"	26"	CWDRC6726	\$4410
-----	-----	-----	------------------	--------

Credenza with Center Drawers and Right- and Left-Hand Doors

24"	67"	26"	CWCDC6726	\$4410
-----	-----	-----	------------------	--------

Credenzas with All Drawers

24"	45"	26"	CWDWC4526	\$3270
-----	-----	-----	------------------	--------

24"	67"	26"	CWADC6726	\$4631
-----	-----	-----	------------------	--------

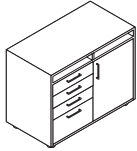
Credenzas with All Doors

24"	45"	26"	CWDDC4526	\$2964
-----	-----	-----	------------------	--------

24"	67"	26"	CWTDC6726	\$4198
-----	-----	-----	------------------	--------

 **For Canadian Pricing**
Multiply U.S. Price by the
Canadian price factor.
► See page 1 for details.

Contemporary-Style Buffet-Height Credenzas

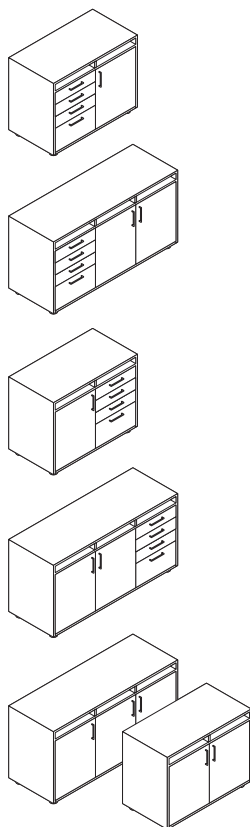


	Standard Includes	Required to Specify
► Need help? Product details, page 438	<ul style="list-style-type: none"> • Buffet-height credenza: wood • Finished back panel: wood to match credenza • Pulls: paint or metal • Locks, keyed random: 9250 Ember Chrome • Two adjustable shelves behind each door • One hanging file folder frame per file drawer: black plastic • Cylinder feet: paint or metal 	<ol style="list-style-type: none"> 1 Style number 2 Wood veneer color number for credenza 3 Pulls and paint or metal color number (see below) 4 Paint or metal color number for feet 5 Options, if selected (see below) <p>► See <i>Surface Materials</i>, page 570.</p>

	Options	U.S. Price	Required to Specify
Surface Materials	<ul style="list-style-type: none"> • Premium wood 2 • Premium wood 3 • Customiz stain on wood 	+\$ 322 +\$1124 No cost	Specify Premium wood 2 finish number. Specify Premium wood 3 finish number. Specify <i>with Customiz stain</i> . ► See <i>Surface Materials Reference Manual</i> .
Pulls	<ul style="list-style-type: none"> • Tab pull • Jazz pull • Nile pull 	No cost +\$ 11 each +\$ 11 each	Specify <i>with tab pull</i> and select 0835 Black, 4799 Platinum, 9201 Polished Chrome, or 9211 Nickel. Specify <i>with jazz pull</i> and select 0835 Black, 4799 Platinum, 9201 Polished Chrome, or 9211 Nickel. Specify <i>with nile pull</i> and select 0835 Black, 4799 Platinum, 9201 Polished Chrome, or 9211 Nickel.
Foot Detail	<ul style="list-style-type: none"> • Square feet 	No cost	Specify <i>with square feet</i> and select 0835 Black, 4799 Platinum, 8042 Brushed Aluminum, or 8046 Polished Aluminum.
Lock and Keying	Lock <ul style="list-style-type: none"> • Polished chrome Keying <ul style="list-style-type: none"> • Factory- and field-installed keying 	No cost	Specify <i>with 9201 Polished Chrome lock</i> . ► Page 588
Translucent Doors	Doors <ul style="list-style-type: none"> • Non-locking translucent glass doors 	+\$ 313 per door	Add suffix G to style number.
Grommets	<ul style="list-style-type: none"> • Two 2½"-round worksurface grommets 	+\$ 148	Left/right: Specify <i>with CGRLR</i> and select 0835 Black, 4799 Platinum Metallic, 9201 Polished Chrome, or 9211 Nickel.

Tip: Specify 4799 Platinum finish on pulls to match translucent door frame.

 **For Canadian Pricing**
 Multiply U.S. Price by the Canadian price factor.
 ► See page 1 for details.



Specification Information

Dimensions			Style	U.S.
D	W	H	Number	Base
				Price

Buffet-Height Credenza with Left-Hand Drawers and Right-Hand Door

24"	45"	36"	CWDL4536	\$3579
:	:	:	:	:

Buffet-Height Credenza with Left-Hand Drawers and Right-Hand Double Doors

24"	67"	36"	CWDL6736	\$5070
:	:	:	:	:

Buffet-Height Credenza with Right-Hand Drawers and Left-Hand Door

24"	45"	36"	CWDRC4536	\$3579
:	:	:	:	:

Buffet-Height Credenza with Right-Hand Drawers and Left-Hand Double Doors

24"	67"	36"	CWDRC6736	\$5070
:	:	:	:	:

Buffet-Height Credenzas with All Doors

24"	45"	36"	CWDDC4536	\$3410
24"	67"	36"	CWTDC6736	\$4831
:	:	:	:	:

 **For Canadian Pricing**
Multiply U.S. Price by the
Canadian price factor.
► See page 1 for details.

Contemporary-Style Media Carts



► Need help?
Product details,
page 438

Standard Includes

- Media cart: wood
- Pulls: paint or metal
- Side handles: paint or metal to match pulls
- Locks, keyed random: 9250 Ember Chrome
- Wire management cavity and back panel fold-down door
- 2½"-round grommet: paint or metal
- Locking casters, if selected: black plastic
- Cylinder feet, if selected: paint or metal

Required to Specify

- 1 Style number
 - 2 Wood veneer color number for media cart
 - 3 Pulls and paint or metal color number (see below)
 - 4 Paint or metal color number for grommet
 - 5 Paint or metal color number for feet, if selected
 - 6 Options, if selected (see below)
- See *Surface Materials*, page 570.

	Options	U.S. Price	Required to Specify
Surface Materials	<ul style="list-style-type: none"> • Premium wood 2 • Premium wood 3 • Customiz stain on wood 	+\$177 +\$624 No cost	Specify Premium wood 2 finish number. Specify Premium wood 3 finish number. Specify <i>with Customiz stain</i> . ► See <i>Surface Materials Reference Manual</i> .
Pulls	<ul style="list-style-type: none"> • Tab pull • Jazz pull • Nile pull 	No cost +\$ 11 each +\$ 11 each	Specify <i>with tab pull</i> and select 0835 Black, 4799 Platinum, 9201 Polished Chrome, or 9211 Nickel. Specify <i>with jazz pull</i> and select 0835 Black, 4799 Platinum, 9201 Polished Chrome, or 9211 Nickel. Specify <i>with nile pull</i> and select 0835 Black, 4799 Platinum, 9201 Polished Chrome, or 9211 Nickel.
Foot Detail	<ul style="list-style-type: none"> • Square feet 	No cost	Specify <i>with square feet</i> and select 0835 Black, 4799 Platinum, 8042 Brushed Aluminum, or 8046 Polished Aluminum.
Lock and Keying	Lock <ul style="list-style-type: none"> • Polished chrome Keying <ul style="list-style-type: none"> • Factory- and field-installed keying 	No cost	Specify <i>with 9201 Polished Chrome lock</i> . ► Page 588
Translucent Doors	Doors <ul style="list-style-type: none"> • Non-locking translucent glass doors 	+\$313 per double doors	Add suffix G to style number.

Tip: Specify 4799 Platinum finish on pulls to match translucent door frame.



For Canadian Pricing
Multiply U.S. Price by the Canadian price factor.
► See page 1 for details.

Specification Information

Dimensions			Style	U.S.
D	W	H	Number	Base Price

Media Carts with Casters

With Open Shelf, Drawer, Double Doors, and One Adjustable Shelf in the Cabinet

24"	32"	38½"	CWDWCMED	\$2714
-----	-----	------	----------	--------

With Open Shelf, Double Doors, and One Fixed Shelf and One Adjustable Shelf in the Cabinet

24"	32"	38½"	CWOSCMED	\$2464
:	:	:	:	:

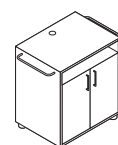
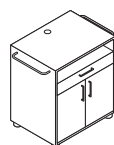
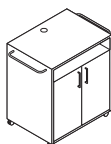
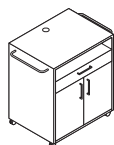
Media Carts with Feet

With Open Shelf, Drawer, Double Doors, and One Adjustable Shelf in the Cabinet

24"	32"	38½"	CWDWCMEDF	\$2975
-----	-----	------	-----------	--------

With Open Shelf, Double Doors, and One Fixed Shelf and One Adjustable Shelf in the Cabinet

24"	32"	38½"	CWOSCMEDF	\$2722
:	:	:	:	:



For Canadian Pricing
Multiply U.S. Price by the
Canadian price factor.
▶ See page 1 for details.

Contemporary-Style Hospitality Carts

	Standard Includes	Required to Specify
► Need help? Product details, page 438	<ul style="list-style-type: none"> Hospitality cart: wood Pulls: paint or metal Side handles: paint or metal to match pulls Locks, keyed random: 9250 Ember Chrome Non-skid pad for cart top 2½"-round grommet: paint or metal Locking casters: black plastic 	<ol style="list-style-type: none"> Style number Wood veneer color number for hospitality cart Pulls and paint or metal color number (see below) Paint or metal color number for grommet Options, if selected (see below) <p>► See <i>Surface Materials</i>, page 570.</p>

	Options	U.S. Price	Required to Specify
Surface Materials	<ul style="list-style-type: none"> Premium wood 2 Premium wood 3 Customiz stain on wood 	+\$177 +\$624 No cost	Specify Premium wood 2 finish number. Specify Premium wood 3 finish number. Specify <i>with Customiz stain</i> . ► See <i>Surface Materials Reference Manual</i> .
Pulls	<ul style="list-style-type: none"> Tab pull Jazz pull Nile pull 	No cost +\$ 11 each +\$ 11 each	Specify <i>with tab pull</i> and select 0835 Black, 4799 Platinum, 9201 Polished Chrome, or 9211 Nickel. Specify <i>with jazz pull</i> and select 0835 Black, 4799 Platinum, 9201 Polished Chrome, or 9211 Nickel. Specify <i>with Nile pull</i> and select 0835 Black, 4799 Platinum, 9201 Polished Chrome, or 9211 Nickel.
Lock and Keying	Lock <ul style="list-style-type: none"> Polished chrome Keying <ul style="list-style-type: none"> Factory- and field-installed keying 	No cost	Specify <i>with 9201 Polished Chrome lock</i> . ► Page 588
Translucent Doors	Doors <ul style="list-style-type: none"> Non-locking translucent glass doors 	+\$313 per double doors	Add suffix G to style number.

Tip: Specify 4799 Platinum finish on pulls to match translucent door frame.

Specification Information				
Dimensions			Style	U.S.
D	W	H	Number	Base Price

Hospitality Carts

With Double Doors and Two Fixed Shelves and One Adjustable Shelf in the Cabinet

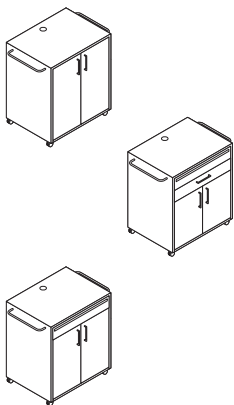
24"	32"	38½"	CWDDCHP	\$2586
-----	-----	------	----------------	--------

With Pull-Out Shelf, Drawer, Double Doors, and One Adjustable Shelf in the Cabinet

24"	32"	38½"	CWDWCHP	\$2714
-----	-----	------	----------------	--------

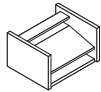
With Pull-Out Shelf, Double Doors, and One Fixed Shelf and One Adjustable Shelf in the Cabinet

24"	32"	38½"	CWOSCHP	\$2464
-----	-----	------	----------------	--------





Contemporary-Style Lecterns



	Standard Includes	Required to Specify
► Need help? Product details, page 438	<ul style="list-style-type: none"> Lectern: wood Pulls on non-locking doors, if selected: paint or metal Task light Wire management channel Cylinder feet, if selected: paint or metal Locking casters, if selected: black plastic 	1 Style number 2 Wood veneer color number for lectern 3 Pulls and paint or metal color number (see below) 4 Paint or metal color number for feet, if selected 5 Options, if selected (see below) ► See <i>Surface Materials</i> , page 570.

	Options	U.S. Price	Required to Specify
Surface Materials	<ul style="list-style-type: none"> Premium wood 2 Premium wood 3 Customiz stain on wood 	Prices at right Prices at right No cost	Specify Premium wood 2 finish number. Specify Premium wood 3 finish number. Specify <i>with Customiz stain</i> . ► See <i>Surface Materials Reference Manual</i> .
Pulls	<ul style="list-style-type: none"> Tab pull Jazz pull Nile pull 	No cost +\$11 each +\$11 each	Specify <i>with tab pull</i> and select 0835 Black, 4799 Platinum, 9201 Polished Chrome, or 9211 Nickel. Specify <i>with jazz pull</i> and select 0835 Black, 4799 Platinum, 9201 Polished Chrome, or 9211 Nickel. Specify <i>with nile pull</i> and select 0835 Black, 4799 Platinum, 9201 Polished Chrome, or 9211 Nickel.
Foot Detail	<ul style="list-style-type: none"> Square feet 	No cost	Specify <i>with square feet</i> and select 0835 Black, 4799 Platinum, 8042 Brushed Aluminum, or 9201 Polished Chrome.



For Canadian Pricing
 Multiply U.S. Price by the
 Canadian price factor.
 ► See page 1 for details.

Specification Information

Dimensions			Style Number	U.S. Base Price	Options	
D	W	H			(Add \$ to Base Price)	
					Premium Wood	
					Wood 2	Wood 3

Table Top Lectern

22"	25"	16 1/2"	CWCLECT	\$1372	+\$ 96	+\$335
-----	-----	---------	----------------	--------	--------	--------

Full-Height Lecterns

With Casters and Two Fixed and Two Adjustable Open Shelves

22"	25"	49 1/2"	CWCLEC	\$2590	+\$177	+\$624
-----	-----	---------	---------------	--------	--------	--------

With Casters, Non-Locking Door, and One Fixed and Two Adjustable Shelves in the Cabinet

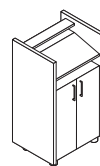
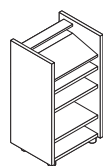
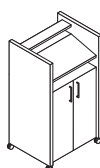
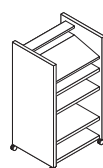
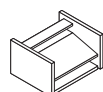
22"	25"	49 1/2"	CWCLECD	\$2982	+\$177	+\$624
-----	-----	---------	----------------	--------	--------	--------

With Feet and Two Fixed and Two Adjustable Open Shelves

22"	25"	49 1/2"	CWCLECF	\$2851	+\$177	+\$624
-----	-----	---------	----------------	--------	--------	--------

With Feet, Non-Locking Door, and One Fixed and Two Adjustable Shelves in the Cabinet

22"	25"	49 1/2"	CWCLECDF	\$3240	+\$177	+\$624
-----	-----	---------	-----------------	--------	--------	--------



For Canadian Pricing
Multiply U.S. Price by the
Canadian price factor.
▶ See page 1 for details.

Contemporary-Style Wallboards

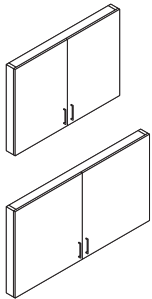
Tip: Interior writing surface accommodates magnets. Surface is also suitable for projection.

	Standard Includes	Required to Specify
► Need help? Product details, page 432	<ul style="list-style-type: none"> Wallboard doors with full 180° hinges and pegs to hang flip-chart pads: wood Tackable surface on door interior: 2166 Forbo bulletin board Pulls: paint or metal Interior writing surface for dry-erase markers: white porcelain 	1 Style number 2 Wood veneer color number for wallboard 3 Pulls and paint or metal color number (see below) 4 Options, if selected (see below) ► See <i>Surface Materials</i> , page 570.

	Options	U.S. Price	Required to Specify
Surface Materials	<ul style="list-style-type: none"> Premium wood 2 Premium wood 3 Customiz stain on wood 	+\$ 96 +\$335 No cost	Specify Premium wood 2 finish number. Specify Premium wood 3 finish number. Specify <i>with Customiz stain</i> . ► See <i>Surface Materials Reference Manual</i> .
Pulls	<ul style="list-style-type: none"> Tab pull Jazz pull Nile pull 	No cost +\$ 11 each +\$ 11 each	Specify <i>with tab pull</i> and select 0835 Black, 4799 Platinum, 9201 Polished Chrome, or 9211 Nickel. Specify <i>with jazz pull</i> and select 0835 Black, 4799 Platinum, 9201 Polished Chrome, or 9211 Nickel. Specify <i>with nile pull</i> and select 0835 Black, 4799 Platinum, 9201 Polished Chrome, or 9211 Nickel.
Marker Board Door Interiors	<ul style="list-style-type: none"> Marker board surface on door interiors 	+\$196	Specify <i>with marker board doors</i> .

Specification Information

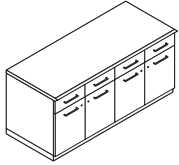
• Dimensions			• Style	• U.S.
D	W	H	Number	Base Price
5"	56"	37"	CWAWLB56	\$2697
5"	70"	37"	CWAWLB70	\$3197



For Canadian Pricing
 Multiply U.S. Price by the
 Canadian price factor.
 ► See page 1 for details.



Transitional-Style Storage Credenzas



► Need help?
Product details,
page 439

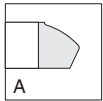
Standard Includes

- Credenza: wood
- Finished back panel with wire access cutouts: wood to match credenza
- Pulls: paint or metal
- Locks, keyed random: 9250 Ember Chrome
- One adjustable shelf behind each door
- One hanging file folder frame per file drawer: black plastic

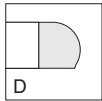
Required to Specify

- 1 Style number with appropriate edge profile letter indicated in the space provided. (For example, CWDD_3229 becomes CWDDF3229 for flat edge profile)
► See edge profiles below.
- 2 Wood veneer color number for credenza
- 3 Pulls and paint or metal color number (see below)
- 4 Options, if selected (see below)
► See *Surface Materials*, page 570.

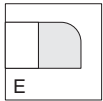
Edge Profiles



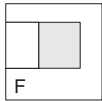
American Elect



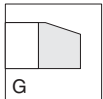
Lotus



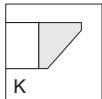
Bullnose



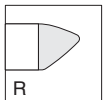
Flat



Slope



Knife



Rei

	Options	U.S. Price	Required to Specify
Surface Materials	• Premium wood 2	+\$ 322	Specify Premium wood 2 finish number. Specify Premium wood 3 finish number. Specify <i>with Customiz stain</i> . ► See <i>Surface Materials Reference Manual</i> . Specify full-fill finish color number for credenza top.
	• Premium wood 3	+\$1124	
	• Customiz stain on wood	No cost	
	• Full-fill finish on credenza top	+\$ 24	
Pulls	• Tab pull	No cost	Specify <i>with tab pull</i> and select 0835 Black, 4799 Platinum, 9201 Polished Chrome, or 9211 Nickel. Specify <i>with jazz pull</i> and select 0835 Black, 4799 Platinum, 9201 Polished Chrome, or 9211 Nickel. Specify <i>with Nile pull</i> and select 0835 Black, 4799 Platinum, 9201 Polished Chrome, or 9211 Nickel.
	• Jazz pull	+\$ 11 each	
	• Nile pull	+\$ 11 each	
Lock and Keying	Lock		Specify <i>with 9201 Polished Chrome lock</i> . ► Page 588
	• Polished chrome	No cost	
	Keying		
	• Factory- and field-installed keying		
Grommets	• One 2½"-round worksurface grommet available on 32"W credenzas	+\$ 74	Center: Specify <i>with CGRC</i> and select 0835 Black, 9201 Polished Chrome, or 9211 Nickel. Left/right: Specify <i>with CGRLR</i> and select 0835 Black, 9201 Polished Chrome, or 9211 Nickel. Left/center/right: Specify <i>with CGRLCR</i> select 0835 Black, 4799 Platinum Metallic, 9201 Polished Chrome, or 9211 Nickel.
	• Two 2½"-round worksurface grommets available on 64"W and 80"W credenzas	+\$ 148	
	• Three 2½"-round worksurface grommets available on 80"W credenzas	+\$ 222	

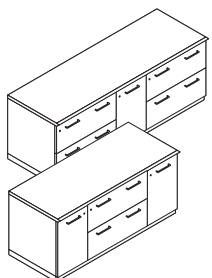
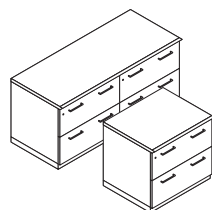
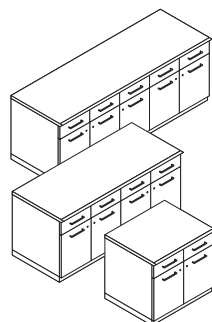
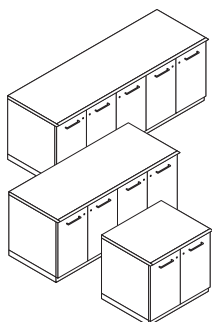


For Canadian Pricing

Multiply U.S. Price by the Canadian price factor.

► See page 1 for details.

Tip: Your specification is not complete until you add a fifth letter to the style number to define the edge profile.



Specification Information

Dimensions			Style	U.S.
D	W	H	Number	Base Price

Credenzas with All Doors

25"	32"	29½"	CWDD_3229	\$2230
25"	64"	29½"	CWDD_6429	\$4201
25"	80"	29½"	CWDD_8029	\$4728

Credenzas with Box Drawers and Doors

25"	32"	29½"	CWBD_3229	\$2453
25"	64"	29½"	CWBD_6429	\$4625
25"	80"	29½"	CWBD_8029	\$5202

Credenzas with Lateral File Drawers

25"	32"	29½"	CWLF_3229	\$2453
25"	64"	29½"	CWLL_6429	\$4625

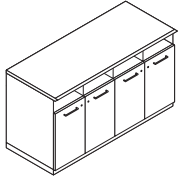
Credenzas with Lateral File Drawers and Doors

25"	64"	29½"	CWLD_6429	\$4625
25"	80"	29½"	CWLD_8029	\$5202



For Canadian Pricing
Multiply U.S. Price by the
Canadian price factor.
► See page 1 for details.

Transitional-Style Buffet-Height Credenzas



► Need help?
Product details,
page 439

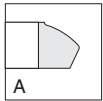
Standard Includes

- Buffet-height credenza: wood
- Finished back panel with wire access cutouts: wood to match credenza
- Pulls: paint or metal
- Locks, keyed random: 9250 Ember Chrome
- Two adjustable shelves behind each door
- One hanging file folder frame per file drawer: black plastic

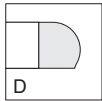
Required to Specify

- 1 Style number with appropriate edge profile letter indicated in the space provided. (For example, CWOD_3236 becomes CWODF3236 for flat edge profile)
- See edge profiles below.
- 2 Wood veneer color number for credenza
- 3 Pulls and paint or metal color number (see below)
- 4 Options, if selected (see below)
- See *Surface Materials*, page 570.

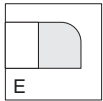
Edge Profiles



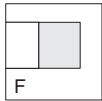
American Elect



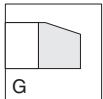
Lotus



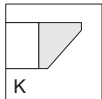
Bullnose



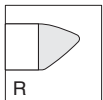
Flat



Slope



Knife



Rei

	Options	U.S. Price	Required to Specify
Surface Materials	• Premium wood 2	+\$ 322	Specify Premium wood 2 finish number. Specify Premium wood 3 finish number. Specify <i>with Customiz stain</i> . ► See <i>Surface Materials Reference Manual</i> . Specify full-fill finish color number for credenza top.
	• Premium wood 3	+\$1124	
	• Customiz stain on wood	No cost	
	• Full-fill finish on credenza top	+\$ 24	
Pulls	• Tab pull	No cost	Specify <i>with tab pull</i> and select 0835 Black, 4799 Platinum, 9201 Polished Chrome, or 9211 Nickel. Specify <i>with jazz pull</i> and select 0835 Black, 4799 Platinum, 9201 Polished Chrome, or 9211 Nickel. Specify <i>with Nile pull</i> and select 0835 Black, 4799 Platinum, 9201 Polished Chrome, or 9211 Nickel.
	• Jazz pull	+\$ 11 each	
	• Nile pull	+\$ 11 each	
Lock and Keying	Lock		Specify <i>with 9201 Polished Chrome lock</i> . ► Page 588
	• Polished chrome	No cost	
	Keying		
	• Factory- and field-installed keying		
Grommets	• One 2½"-round worksurface grommet available on 32"W credenzas	+\$ 74	Center: Specify <i>with CGRC</i> and select 0835 Black, 9201 Polished Chrome, or 9211 Nickel. Left/right: Specify <i>with CGRLR</i> and select 0835 Black, 9201 Polished Chrome, or 9211 Nickel. Left/center/right: Specify <i>with CGRLCR</i> and select 0835 Black, 4799 Platinum Metallic, 9201 Polished Chrome, or 9211 Nickel.
	• Two 2½"-round worksurface grommets available on 64"W and 80"W credenzas	+\$ 148	
	• Three 2½"-round worksurface grommets available on 80"W credenzas	+\$ 222	

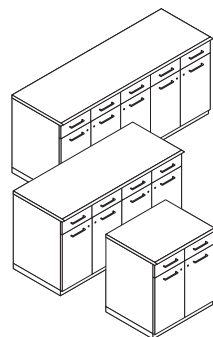
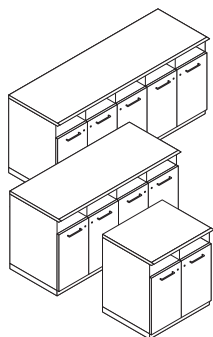


For Canadian Pricing

Multiply U.S. Price by the Canadian price factor.

► See page 1 for details.

Tip: Your specification is not complete until you add a fifth letter to the style number to define the edge profile.



Specification Information

Dimensions			Style	U.S.
D	W	H	Number	Base Price

Buffet-Height Credenzas with Open Shelves and Doors

25"	32"	36"	CWOD_3236	\$2565
25"	64"	36"	CWOD_6436	\$4387
25"	80"	36"	CWOD_8036	\$4938

Buffet-Height Credenzas with Box Drawers and Doors

25"	32"	36"	CWBD_3236	\$2819
25"	64"	36"	CWBD_6436	\$4831
25"	80"	36"	CWBD_8036	\$5430

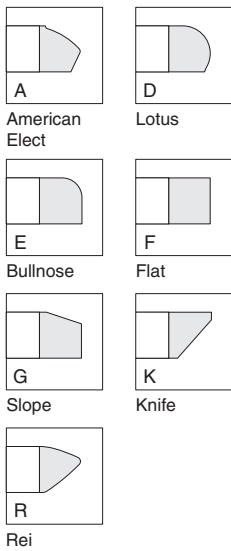


For Canadian Pricing
Multiply U.S. Price by the
Canadian price factor.
► See page 1 for details.

Transitional-Style Media Carts

	Standard Includes	Required to Specify
► Need help? Product details, page 439	<ul style="list-style-type: none"> Media cart: wood Pulls: paint or metal Side handles: paint or metal to match pulls Locks, keyed random: 9250 Ember Chrome Wire management cavity and back panel fold-down door 2½"-round grommet: paint or metal Locking casters: black plastic 	<p>1 Style number with appropriate edge profile letter indicated in the space provided. (For example, CWDD_MED becomes CWDDFMED for flat edge profile)</p> <p>► See edge profiles below.</p> <p>2 Wood veneer color number for media cart</p> <p>3 Pulls and paint or metal color number (see below)</p> <p>4 Paint or metal color number for grommet</p> <p>5 Options, if selected (see below)</p> <p>► See <i>Surface Materials</i>, page 570.</p>

Edge Profiles



Tip: Your specification is not complete until you add a fifth letter to the style number to define the edge profile.

	Options	U.S. Price	Required to Specify
Surface Materials	<ul style="list-style-type: none"> Premium wood 2 Premium wood 3 Customiz stain on wood Full-fill finish on top 	+\$177 +\$624 No cost +\$ 24	Specify Premium wood 2 finish number. Specify Premium wood 3 finish number. Specify <i>with Customiz stain</i> . ► See <i>Surface Materials Reference Manual</i> . Specify full-fill finish color number for top.
Pulls	<ul style="list-style-type: none"> Tab pull Jazz pull Nile pull 	No cost +\$ 11 each +\$ 11 each	Specify <i>with tab pull</i> and select 0835 Black, 4799 Platinum, 9201 Polished Chrome, or 9211 Nickel. Specify <i>with jazz pull</i> and select 0835 Black, 4799 Platinum, 9201 Polished Chrome, or 9211 Nickel. Specify <i>with nile pull</i> and select 0835 Black, 4799 Platinum, 9201 Polished Chrome, or 9211 Nickel.
Lock and Keying	Lock <ul style="list-style-type: none"> Polished chrome Keying <ul style="list-style-type: none"> Factory- and field-installed keying 	No cost	Specify <i>with 9201 Polished Chrome lock</i> . ► Page 588

Specification Information

Dimensions	Style Number	U.S. Base Price
D W H		

Media Carts

With Double Doors and Two Fixed Shelves and One Adjustable Shelf in the Cabinet

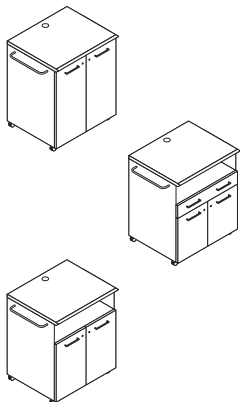
25"	32½"	38½"	CWDD_MED	\$2586
-----	------	------	----------	--------

With Open Shelf, Drawer, Double Doors, and One Adjustable Shelf in the Cabinet

25"	32½"	38½"	CWDW_MED	\$2714
-----	------	------	----------	--------

With Open Shelf, Double Doors, and One Fixed Shelf and One Adjustable Shelf in the Cabinet

25"	32½"	38½"	CWOS_MED	\$2464
-----	------	------	----------	--------

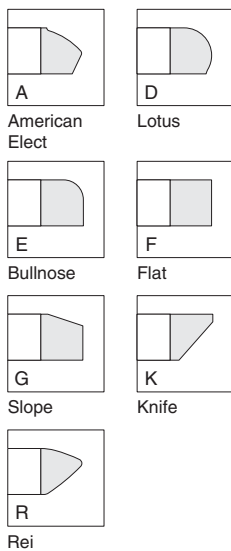


Transitional-Style Hospitality Carts

Transitional-Style
Hospitality Carts

Standard Includes	Required to Specify
<p>► Need help? Product details, page 439</p> <ul style="list-style-type: none"> • Hospitality cart: wood • Pulls: paint or metal • Side handles: paint or metal to match pulls • Locks, keyed random: 9250 Ember Chrome • Non-skid pad for cart top • 2½" round grommet: paint or metal • Locking casters: black plastic 	<ol style="list-style-type: none"> 1 Style number with appropriate edge profile letter indicated in the space provided. (For example, CWDD_HP becomes CWDDFHP for flat edge profile) ► See edge profiles below 2 Wood veneer color number for hospitality cart 3 Pulls and paint or metal color number (see below) 4 Paint or metal color number for grommet 5 Options, if selected (see below) <p>► See <i>Surface Materials</i>, page 570.</p>

Edge Profiles



Tp: Your specification is not complete until you add a fifth letter to the style number to define the edge profile.

Options	U.S. Price	Required to Specify
Surface Materials <ul style="list-style-type: none"> • Premium wood 2 +\$177 • Premium wood 3 +\$624 • Customiz stain on wood No cost • Full-fill finish on top +\$ 24 		Specify Premium wood 2 finish number. Specify Premium wood 3 finish number. Specify with <i>Customiz stain</i> . ► See <i>Surface Materials Reference Manual</i> . Specify full-fill finish color number for top.
Pulls <ul style="list-style-type: none"> • Tab pull No cost • Jazz pull +\$ 11 each • Nile pull +\$ 11 each 		Specify with <i>tab pull</i> and select 0835 Black, 4799 Platinum, 9201 Polished Chrome, or 9211 Nickel. Specify with <i>jazz pull</i> and select 0835 Black, 4799 Platinum, 9201 Polished Chrome, or 9211 Nickel. Specify with <i>nile pull</i> and select 0835 Black, 4799 Platinum, 9201 Polished Chrome, or 9211 Nickel.
Lock and Keying <ul style="list-style-type: none"> • Polished chrome No cost 		Specify with <i>9201 Polished Chrome lock</i> .
Keying <ul style="list-style-type: none"> • Factory- and field-installed keying 		► Page 588

Specification Information

• Dimensions	• Style	• U.S.
D W H	Number	Base Price
•	•	•
•	•	•
•	•	•

Hospitality Carts

With Pull-Out Shelf, Drawer, Double Doors, and One Adjustable Shelf in the Cabinet

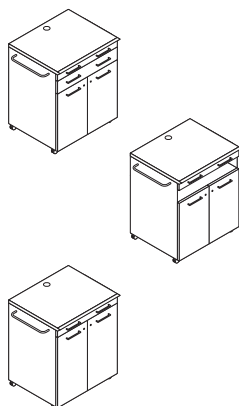
25"	32"	38½"	CWDW_HP	\$2714
-----	-----	------	---------	--------

With Pull-Out Shelf, Open Shelf, Double Doors, and One Adjustable Shelf in the Cabinet

25"	32"	38½"	CWOS_HP	\$2464
-----	-----	------	---------	--------

With Pull-Out Shelf, Double Doors, and One Fixed Shelf and One Adjustable Shelf in the Cabinet

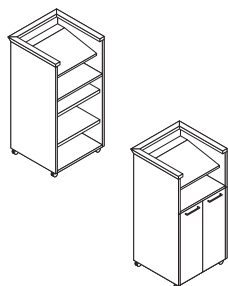
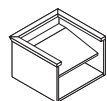
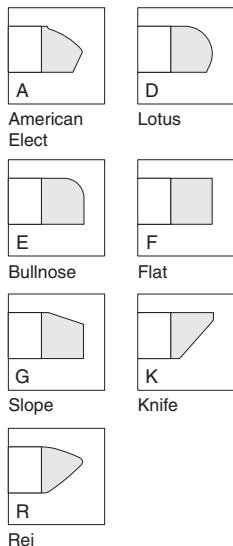
25"	32"	38½"	CWDD_HP	\$2586
-----	-----	------	---------	--------



Transitional-Style Lecterns

Standard Includes	Required to Specify
<p>► Need help? Product details, page 439</p> <ul style="list-style-type: none"> Lectern: wood Pulls on non-locking door, if selected: paint or metal Task light Wire management channel Locking casters on full-height lecterns: black plastic 	<p>1 Style number with appropriate edge profile letter indicated in the space provided. (For example, CW_LECT becomes CWFLECT for flat edge profile)</p> <p>► See edge profiles below.</p> <p>2 Wood veneer color number for lectern</p> <p>3 Pulls and paint or metal color number (see below)</p> <p>4 Options, if selected (see below)</p> <p>► See <i>Surface Materials</i>, page 570.</p>

Edge Profiles



Tip: Your specification is not complete until you add a fifth letter to the style number to define the edge profile.

Options	U.S. Price	Required to Specify
<p>Surface Materials</p> <ul style="list-style-type: none"> Premium wood 2 Premium wood 3 Customiz stain on wood 	<p>Prices below</p> <p>Prices below</p> <p>No cost</p>	<p>Specify Premium wood 2 finish number.</p> <p>Specify Premium wood 3 finish number.</p> <p>Specify <i>with Customiz stain</i>.</p> <p>► See <i>Surface Materials Reference Manual</i>.</p>
<p>Pulls</p> <ul style="list-style-type: none"> Tab pull Jazz pull Nile pull 	<p>No cost</p> <p>+\$11 each</p> <p>+\$11 each</p>	<p>Specify <i>with tab pull</i> and select 0835 Black, 4799 Platinum, 9201 Polished Chrome, or 9211 Nickel.</p> <p>Specify <i>with jazz pull</i> and select 0835 Black, 4799 Platinum, 9201 Polished Chrome, or 9211 Nickel.</p> <p>Specify <i>with nile pull</i> and select 0835 Black, 4799 Platinum, 9201 Polished Chrome, or 9211 Nickel.</p>

Specification Information

Dimensions	Style	U.S.	Options
D W H	Number	Base Price	(Add \$ to Base Price)
			Premium Wood
			Wood 2 : Wood 3

Table Top Lectern

23½"	27½"	17"	CW_LECT	\$1372	+\$ 96	+\$335
------	------	-----	----------------	--------	--------	--------

Full-Height Lecterns

With Two Fixed and Two Adjustable Open Shelves

23½"	27½"	48"	CW_LEC	\$2590	+\$177	+\$624
------	------	-----	---------------	--------	--------	--------

With Non-Locking Door and One Fixed and Two Adjustable Shelves in the Cabinet

23½"	27½"	48"	CW_LECD	\$2982	+\$177	+\$624
------	------	-----	----------------	--------	--------	--------

Convene Edge Profile Samples

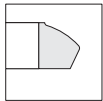
Standard Includes

- Worksurface: wood veneer or laminate
- Wood worksurface with wood edge:
solid wood edge on two sides
- Laminate worksurface with wood edge:
solid wood edge on two sides

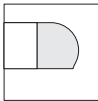
Required to Specify

- 1 Style number
 - 2 Wood or laminate color number
for worksurface
 - 3 Wood finish number for edge profile
on laminate worksurface
 - 4 Worksurface profile (see below under
Required Selections)
 - 5 Options, if selected (see below)
- See *Surface Materials*, page 570.

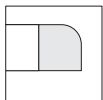
Standard Edge Profiles



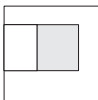
American
Elect



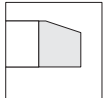
Lotus



Bullnose



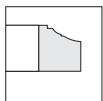
Flat



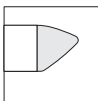
Slope



Knife

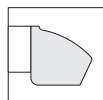


Monarch

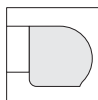


Rei

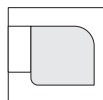
Large Edge Profiles



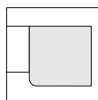
American
Elect



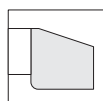
Lotus



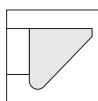
Bullnose



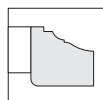
Flat



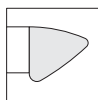
Slope



Knife



Monarch



Rei

Required Selections

Wood worksurface edge profiles at left

Options	U.S. Price	Required to Specify
Surface Materials		
Wood veneer worksurfaces		
• Premium wood 2	+\$ 47	Specify Premium wood 2 finish number.
• Premium wood 3	+\$164	Specify Premium wood 3 finish number.
• Customiz stain	No cost	Specify <i>with Customiz stain</i> .
• Full-fill finish	+\$ 24	Specify full-fill finish number.
Laminate worksurfaces		
• Customiz stain	No cost	Specify <i>with Customiz stain</i> .

Specification Information

Dimensions		Style	U.S. Base Prices	
D	W	Number	Wood Veneer	Laminate
18"	20"	CVXEDGE	\$415	\$415
:	:	:	:	:

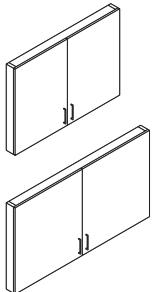
Transitional-Style Wallboards

Tip: Interior writing surface accommodates magnets. Surface is also suitable for projection.

	Standard Includes	Required to Specify
► Need help? Product details, page 432	<ul style="list-style-type: none"> Wallboard doors with full 180° hinges and pegs to hang flip-chart pads: wood Tackable surface on door interior: 2166 Forbo bulletin board Pulls: paint or metal Interior writing surface for dry-erase markers: white porcelain 	1 Style number 2 Wood veneer color number for wallboard 3 Pulls and paint or metal color number (see below) 4 Options, if selected (see below) ► See <i>Surface Materials</i> , page 570.

	Options	U.S. Price	Required to Specify
Surface Materials	<ul style="list-style-type: none"> Premium wood 2 Premium wood 3 Customiz stain on wood 	+\$ 96 +\$335 No cost	Specify Premium wood 2 finish number. Specify Premium wood 3 finish number. Specify <i>with Customiz stain</i> . ► See <i>Surface Materials Reference Manual</i> .
Pulls	<ul style="list-style-type: none"> Tab pull Jazz pull Nile pull 	No cost +\$ 11 each +\$ 11 each	Specify <i>with tab pull</i> and select 0835 Black, 4799 Platinum, 9201 Polished Chrome, or 9211 Nickel. Specify <i>with jazz pull</i> and select 0835 Black, 4799 Platinum, 9201 Polished Chrome, or 9211 Nickel. Specify <i>with nile pull</i> and select 0835 Black, 4799 Platinum, 9201 Polished Chrome, or 9211 Nickel.
Marker Board Door Interiors	<ul style="list-style-type: none"> Marker board surface on door interiors 	+\$196	Specify <i>with marker board doors</i> .

Specification Information				
Dimensions			Style Number	U.S. Base Price
D	W	H		
5"	56"	37"	CWAWLB56	\$2697
5"	70"	37"	CWAWLB70	\$3197



For Canadian Pricing
 Multiply U.S. Price by the
 Canadian price factor.
 ► See page 1 for details.

Divisio Side Screen



Statement of Line **528**



Product Details **529**



Specifying **530**

Statement of Line



Understanding
▶ Page 529
Specifying
▶ Page 530

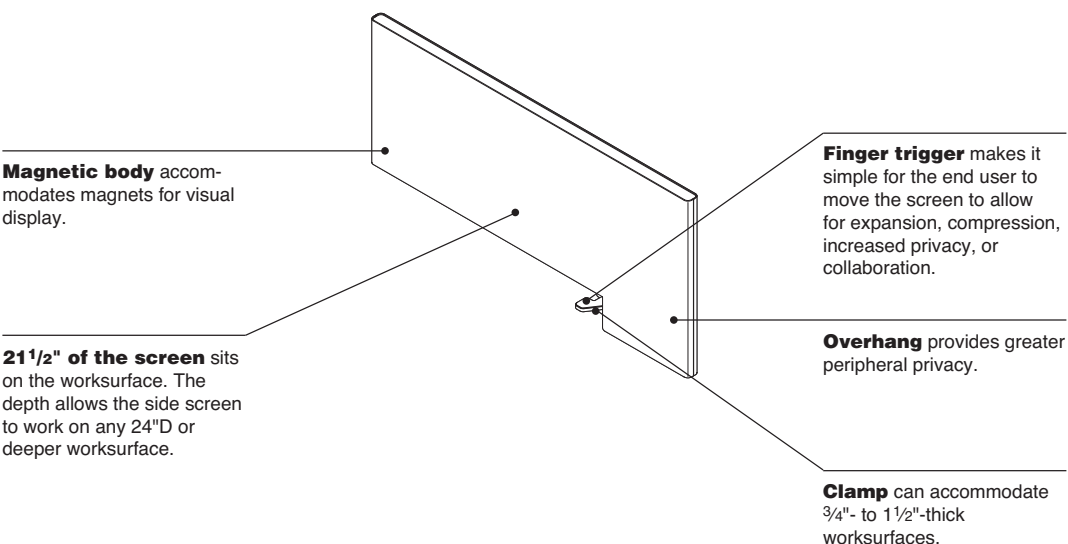
Divisio Side Screen

29¹/₂"D

11⁵/₈"H ●

Divisio side screen is magnetic and provides a territorial boundary between users. The user-movable functionality allows users to decide when and where they need additional privacy. The screens may be used on any 3/4"- to 1 1/2"-thick work surface.

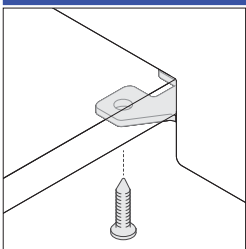
► Specifying, page 530



Actual Dimensions

Depth	29 1/2" (total), 21 1/2" (sits on work surface)
Width	1 1/4"
Height	14 1/4" (total), 11 5/8" (above work surface)

Product Details



Divisio side screen can be made more permanent by adding two screws through the clamp. For work surfaces 1" thick or less; c:scape, FrameOne, Ology, Migration, a #10 x 3/4" countersunk wood screw is recommended. For work surfaces over 1", a #10 x 7/8" countersunk wood screw is recommended.

Divisio Side Screen



Tip: The Divisio side screen can be used on any 3/4"- to 1 1/2"-thick worksurface.

Tip: The Divisio side screen has an overhang of 8". This is important when planning for returns or storage.

Tip: The Divisio side screen weighs approximately 14 1/2 pounds. Take this into consideration when planning for use on height-adjustable worksurfaces.

Tip: The Divisio side screen is intended for use on the front of a worksurface.

Tip: The Divisio side screen does not work on knife edge profiles.

Standard Includes	Required to Specify
<ul style="list-style-type: none"> ▶ Need help? Product details, page 529 • Screen: fabric price group A • Top cap and clamp: 4799 Platinum paint 	<ul style="list-style-type: none"> 1 Style number 2 Fabric color number ▶ See <i>Surface Materials</i>, page 570.

Options	U.S. Price	Required to Specify
Surface Materials <ul style="list-style-type: none"> • Fabric price group A • Fabric price group 1 • Fabric price group 2 • Customer's Own Material (COM) 	<ul style="list-style-type: none"> No cost No cost +\$14 +\$16 	<ul style="list-style-type: none"> Specify fabric color number. Specify fabric color number. Specify fabric color number. ▶ See <i>Surface Materials Reference Manual</i>.

Specification Information			
Dimensions		Style	U.S.
D	H	Number	Base Price
29 1/2"	11 5/8"	DVSS2912	\$333



For Canadian Pricing

Multiply U.S. Price by the Canadian price factor.

▶ See page 1 for details.

Power and Communication Accessories



Statement of Line	532
--------------------------	------------



Product Details	
Power and Communication Spheres and Ports	534

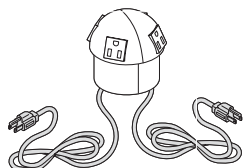


Specifying	
Power and Communication Accessories	
Power Spheres	536
Power and Communication Spheres	536
Communication Sphere	537
Oval Power and Communication Ports	537
Round Power and Communication Ports	538
Wire Manager	538
Wire Clips	538
Wire Guide Clips	539
Cable Tray	539
Cabling Components	
Internode Cord and Cable Managers	540
Internode Harness Clips	540

Local electrical codes vary.
Consult a qualified electrical
contractor or engineer for
the proper installation of
electrical equipment.

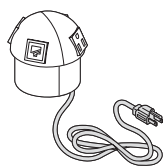
Statement of Line

Power and Communication Accessories



Power Spheres

Understanding
▶ Page 534
Specifying
▶ Page 536



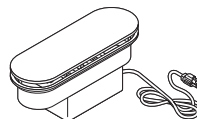
Power and Communication Spheres

Understanding
▶ Page 534
Specifying
▶ Page 536



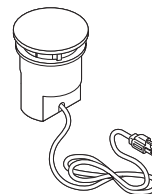
Communication Sphere

Understanding
▶ Page 534
Specifying
▶ Page 537



Oval Power and Communication Ports

Understanding
▶ Page 534
Specifying
▶ Page 537



Round Power and Communication Ports

Understanding
▶ Page 534
Specifying
▶ Page 538



Wire Manager

Understanding
▶ Page 535
Specifying
▶ Page 538



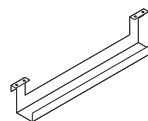
Wire Clips

Understanding
▶ Page 535
Specifying
▶ Page 538



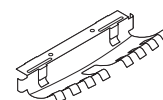
Wire Guide Clips

Understanding
▶ Page 535
Specifying
▶ Page 539



Cable Tray

Understanding
▶ Page 535
Specifying
▶ Page 539



Internode Cord and Cable Managers

Specifying
▶ Page 540



Internode Harness Clip

Specifying
▶ Page 540

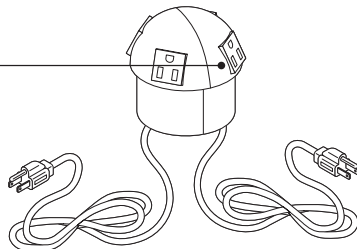
Power and Communication Spheres and Ports

Power and communication spheres and port

provide convenient desktop access to power outlets and data jacks.

Power spheres have four electrical outlets and two 6' cords with plug or conduit for hardwired applications.

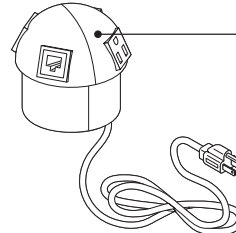
► Specifying, page 536



Power and communication spheres

provide two electrical outlets, face plates for two customer-supplied voice/data jacks, and a 6' cord with plug or conduit.

► Specifying, page 536



Communication sphere

includes face plates for four customer-supplied voice/ data jacks.

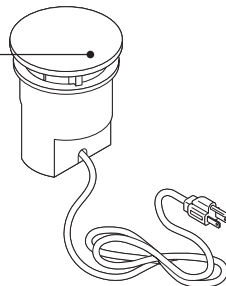
► Specifying, page 537



Oval and round power and communication ports

have low-profile covers that are almost flush with worksurface.

► Specifying, page 537



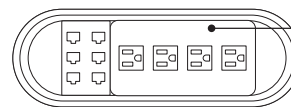
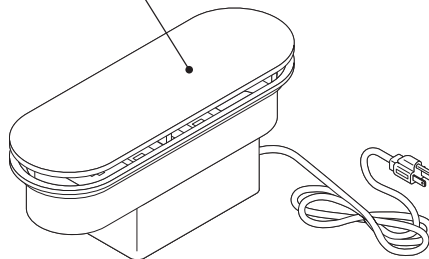
Round power and communication port

includes two outlets and two adapters to accommodate customer-supplied standard voice/data jacks.

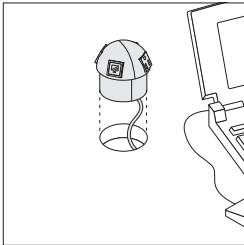


Oval power and communication port

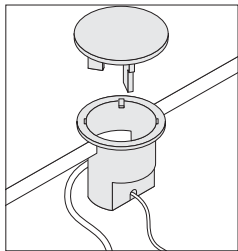
includes four outlets and can accommodate up to six voice/data jacks. Port ships with six Cat 5e RJ 45 jacks and six Cat 3 RJ11 jacks.



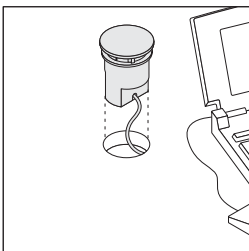
Product Details



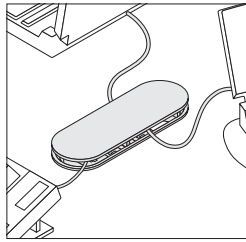
Power and communication spheres are field installed. You can specify a factory-cut mounting hole in Garland or Convene tables to accommodate spheres, or use a 3"-diameter drill to cut mounting hole at desired location.



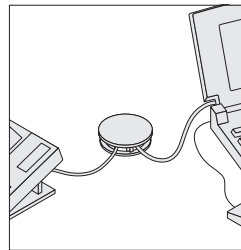
Oval and round power and communication ports contain an opening in one side of lower port that allows excess wire and cable cords to drop beneath the worksurface, leaving the port clear.



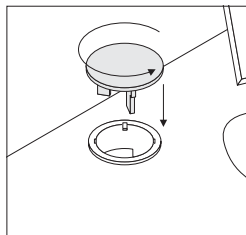
Round port is field installed. You can specify a factory-cut mounting hole in Garland or Convene tables to accommodate port, or use a 3½" diameter drill to cut mounting hole at desired location.



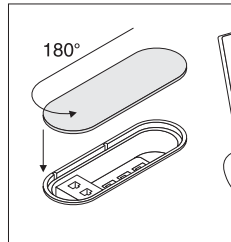
Oval port is ideal for use with conference tables or other installations requiring high-capacity power and communication. You must specify a factory-cut mounting hole to accommodate oval ports in Garland or Convene tables.



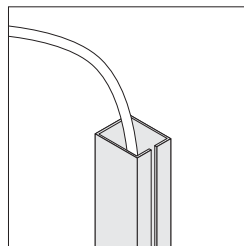
Lid of port in up position allows low-profile routing.



Lid can drop down when port is not in use and conceal outlets. Twist lid until legs line up with slots and push down until lid is flush with housing.



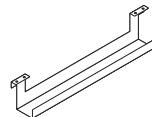
Lid on oval port can drop down when not in use and conceal outlets. Turn lid 180° and push down so lid will be flush with housing.



Wire manager is available to organize cables routed vertically or horizontally beneath the worksurface. It can be cut on site as needed.
► Page 538



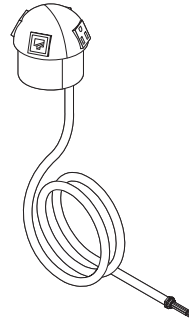
Wire guide clip has an adhesive back to allow it to stick to painted metal components under a worksurface for routing and managing cords. Double clip can be screwed to the underside of a worksurface.
► Page 538



Cable storage trays, field installed under the worksurface, hold cables out of the way.

Wiring & Cabling

6' power cord is included on power and communication spheres and port.



Hardwired version of power and communication sphere is available with 6' Greenfield conduit.
Tip: Hardwiring must be done by a licensed electrician.

Chicago, New York City, and Los Angeles have special requirements.

Underwriters Laboratory (UL) and Canadian Standards Association (CSA) listed. These products have been designed to meet U.S. and Canadian national electrical and energy codes and most local building codes. Local electrical codes vary. Consult a qualified electrician or electrical engineer for proper installation of all electrical equipment.

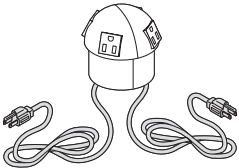
Surface Materials

Power spheres, communication spheres, and power and communication ports

- Black plastic only

Power and Communication Accessories

Power Spheres



Tip: Sphere is field installed. You can specify a factory-cut mounting hole in Garland or Convene tables to accommodate sphere. Or use a 3" diameter drill to cut mounting hole in desired location in a table or any worksurface.

Standard Includes				Required to Specify
<ul style="list-style-type: none"> Need help? Product details, page 534 Sphere with four simplex electrical outlets: black plastic Two 6' power cords (each rated at 15 amps), if selected: black plastic Two 6' Greenfield conduits (each rated at 15 amps), if selected: metal 				Style number
Specification Information				
Dimensions			Style	U.S.
D	W	H	Number	Price
Four Electrical Outlets with 6' Power Cords				
3 $\frac{3}{8}$ "	3 $\frac{3}{8}$ "	3"	PTDMGB1	\$250
Four Electrical Outlets with 6' Greenfield Conduits for Hardwiring				
3 $\frac{3}{8}$ "	3 $\frac{3}{8}$ "	3"	PTDMGB2	\$437

Power and Communication Spheres



Tip: Sphere is field installed. You can specify a factory-cut mounting hole in Garland or Convene tables to accommodate sphere. Or use a 3" diameter drill to cut mounting hole in desired location in a table or any worksurface.

Tip: Face plates in sphere accommodates standard voice/data jacks. Order jacks by calling any of the manufacturers listed below:

- AMP Corporation 1.800.522.6752
- Leviton 1.800.722.2082
- Lucent 1.800.344.0223
- Krone 1.800.775.5766
- Panduit 1.800.777.3300

Standard Includes				Required to Specify
<ul style="list-style-type: none"> Need help? Product details, page 534 Sphere with two simplex electrical outlets: black plastic Face plates to accommodate two customer-supplied voice/data jacks: black plastic 6' power cord with plug rated at 15 amps, if selected: black plastic 6' Greenfield conduit for hardwiring, if selected: metal 				Style number
Specification Information				
Dimensions			Style	U.S.
D	W	H	Number	Price
Sphere with One 6' Power Cord				
3 $\frac{3}{8}$ "	3 $\frac{3}{8}$ "	3"	PTDMGB3	\$250
Sphere with One 6' Greenfield Conduits for Hardwiring				
3 $\frac{3}{8}$ "	3 $\frac{3}{8}$ "	3"	PTDMGB4	\$359



For Canadian Pricing

Multiply U.S. Price by the Canadian price factor.

► See page 1 for details.

Communication Sphere



Tip: Sphere is field installed. You can specify a factory-cut mounting hole in Garland or Convene tables to accommodate sphere. Or use a 3" diameter drill to cut mounting hole in desired location in a table or any worksurface.

Tip: Jacks can be purchased by calling any of the manufacturers listed below:

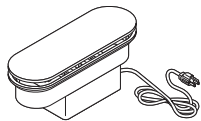
- AMP Corporation 1.800.522.6752
- Leviton 1.800.722.2082
- Lucent 1.800.344.0223
- Krone 1.800.775.5766
- Panduit 1.800.777.3300

Standard Includes	Required to Specify
<ul style="list-style-type: none"> ▶ Need help? Product details, page 534 • Sphere with face plates to accommodate four customer-supplied voice/data jacks: black plastic 	Style number

Specification Information

Dimensions			Style	U.S.
D	W	H	Number	Price
3 ³ / ₈ "	3 ³ / ₈ "	3"	PTDMGB5	\$250

Oval Power and Communication Ports



Tip: Port is field installed. You must specify a factory-cut mounting hole in Garland or Convene tables to accommodate oval port. Hole needed for oval port cannot be field cut.

Tip: Jacks can be purchased by calling any of the manufacturers listed below:

- AMP Corporation 1.800.522.6752
- Leviton 1.800.722.2082
- Lucent 1.800.344.0223
- Krone 1.800.775.5766
- Panduit 1.800.777.3300

Standard Includes	Required to Specify
<ul style="list-style-type: none"> ▶ Need help? Product details, page 534 • Oval unit with four electrical outlets and circuit breaker: black plastic • Oval cap: black plastic • 6' power cord with plug rated at 15 amps • Decorative metal cap, if selected: 9201 Polished Chrome or 9211 Nickel • Six Cat 5e RJ 45 jacks and six Cat 3 RJ11 jacks 	1 Style number 2 Finish color number for decorative metal cap, if selected: 9201 Polished Chrome 9211 Nickel

Specification Information

Dimensions			Style	U.S.
D	W	H	Number	Price

Oval Power and Communication Port

12 ³ / ₈ "	3 ⁷ / ₈ "	4 ⁹ / ₁₆ "	PTRLGB1	\$504
----------------------------------	---------------------------------	----------------------------------	---------	-------

Decorative Metal Cap

12 ³ / ₈ "	3 ⁷ / ₈ "	1/4"	PTRLGBCAP	\$132
----------------------------------	---------------------------------	------	-----------	-------

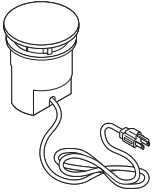


For Canadian Pricing

Multiply U.S. Price by the Canadian price factor.

▶ See page 1 for details.

Round Power and Communication Ports



Tip: Port is field installed. You can specify a factory-cut mounting hole in Garland or Convene tables to accommodate port. Or use a 3 1/2" diameter drill to cut mounting hole in desired location in a table or any worksurface.

Tip: Jacks can be purchased by calling any of the manufacturers listed below:

- AMP Corporation 1.800.522.6752
- Leviton 1.800.722.2082
- Lucent 1.800.344.0223
- Krone 1.800.775.5766
- Panduit 1.800.777.3300

Standard Includes	Required to Specify
<ul style="list-style-type: none"> ▶ Need help? Product details, page 534 • Round unit with two electrical outlets: black plastic • 6' power cord with plug rated at 15 amps: black plastic • Adapters for two customer-supplied data couplers/jacks • Decorative metal cap, if selected: 9201 Polished Chrome or 9211 Nickel 	1 Style number 2 Finish color number for decorative metal cap, if selected: 9201 Polished Chrome 9211 Nickel

Specification Information

Dimensions	Style	U.S.
D W H	Number	Price

Round Power and Communication Port

4 1/4"	4 1/4"	4 5/16"	PTRSGB1	\$342
--------	--------	---------	----------------	-------

Decorative Metal Cap

4 1/2"	4 1/4"	1/4"	PTRSGBCAP	\$ 68
--------	--------	------	------------------	-------

Wire Manager



Standard Includes	Required to Specify
<ul style="list-style-type: none"> ▶ Need help? Product details, page 535 • 25" wire manager with double-sided tape: black plastic 	Style number

Specification Information

Dimensions	Style	U.S.
D W H	Number	Price

1"	3/4"	25"	AWVW	\$15
----	------	-----	-------------	------

Wire Clips



Standard Includes	Required to Specify
<ul style="list-style-type: none"> ▶ Need help? Product details, page 535 • Carton of six: black plastic only • Foam tape • Mounting screws 	Style number

Specification Information

Style	U.S.
Number	Price

999CHT	\$58
---------------	------

 **For Canadian Pricing**
 Multiply U.S. Price by the Canadian price factor.
 ▶ See page 1 for details.

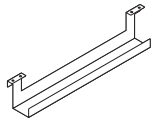
Wire Guide Clips



Tip: Recommended for painted metal surfaces only.

Standard Includes		Required to Specify
► Need help? Product details, page 535	• Carton of 20 adhesive-backed wire guide clips: black plastic only	Style number
Specification Information		
• Style • Number	• U.S. • Price	
32WCP	\$33	

Cable Tray



Tip: Cable tray can be mounted behind a technology modesty panel.

Standard Includes		Required to Specify
► Need help? Product details, page 535	<ul style="list-style-type: none">• Cable tray: black paint only• Attachment hardware	Style number

Specification Information				
• Dimensions			• Style	• U.S.
D	W	H	Number	Price
3"	32"	5¼"	AWAA	\$73

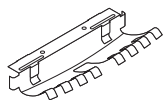
**For Canadian Pricing**

Multiply U.S. Price by the Canadian price factor.

► See page 1 for details.

Cabling Components

Internode Cord and Cable Managers



Tip: Use the cord and cable manager to manage a large volume of wires or to hold conduit, from power units and power channels, underneath Convene table tops.

Standard Includes				Required to Specify
<ul style="list-style-type: none"> Cord and cable manager: 6653 Solar Black only Package of four 				Style number
Specification Information				
Dimensions			Style Number	U.S. Price
D	W	H		
3 1/2"	10"	1 3/4"	GFUCCM	\$120

Internode Harness Clips



Tip: Use the harness clip to route conduit, from power units and power channels, underneath Convene table tops.

Standard Includes			Required to Specify
<ul style="list-style-type: none"> Package of 25 harness clips with screws: black only 			Style number
Specification Information			
Diameter	Style Number	U.S. Price	
1 1/4"	GFUCMC	\$40	






For Canadian Pricing

Multiply U.S. Price by the Canadian price factor.

► See page 1 for details.

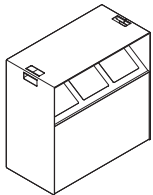
Victor2

	
Statement of Line	542
	
Understanding	544
	
Specifying	546

Underwriters Laboratory (UL) and Canadian Standards Association (CSA) listed. These lights have been designed to meet U.S. and Canadian national electrical and energy codes and most local building codes. Local electrical codes vary, so you should consult a qualified electrical contractor or engineer for proper installation of all electrical equipment.

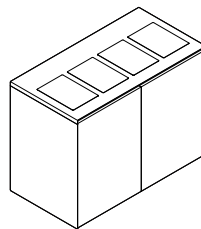
Statement of Line

Victor2



Understanding
▶ Page 544
Specifying
▶ Page 546

Mobile Unit



Understanding
▶ Page 544
Specifying
▶ Page 548

Freestanding Unit



Understanding
▶ Page 545
Specifying
▶ Page 550

Tray Shelf



Understanding
▶ Page 545
Specifying
▶ Page 550

Display

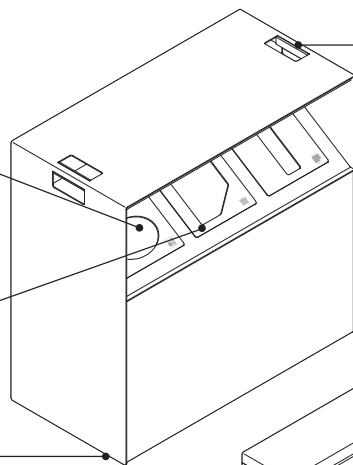
Victor2

Victor2 is a recycling solution that is appropriate for supporting larger work groups, conference rooms, and cafés. A mobile unit and two freestanding units are available.
► Specifying, page 546

Mobile unit has three openings. Eight insert options are available to pick for the openings. These eight insert options contain English, Spanish, and French.

Receptacles contain features to accommodate oversized bags.

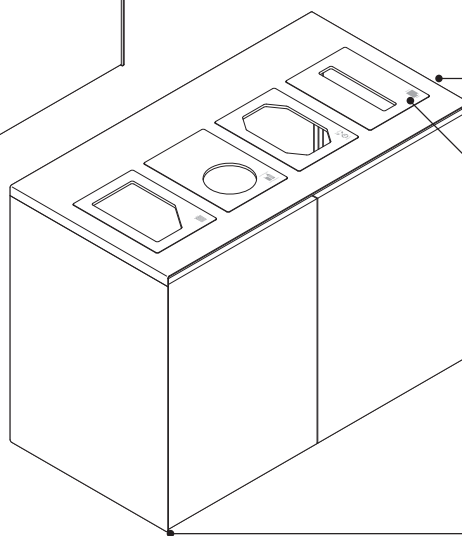
Four non-locking casters are standard. Two casters swivel, and two casters are fixed.



Soft-touch integral handle allows easy movement from one location to another.

Receptacles fit bags from 30 gallon size and larger.

Freestanding unit has four or five openings. Eight insert options are available to pick for the openings. These eight insert options contain English, Spanish, and French.

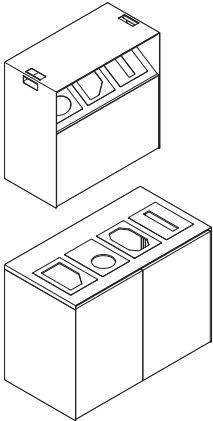


Leveling glides are fully adjustable up to 1 1/2".

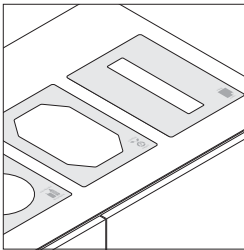
Actual Dimensions

	Mobile Unit	Freestanding Unit
Depth	18"	25"
Width	36"	48" or 60"
Height	36"	36"

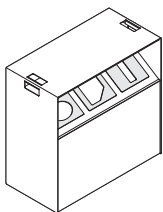
Product Details



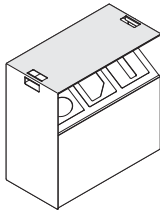
Mobile and freestanding units are standard with a metal case and top. Front and back of unit are available in wood or laminate.



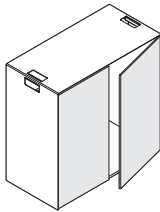
Acrylic inserts etched with recycling icons are standard on mobile and freestanding units. The verbiage for each icon is in English/Spanish/French on the same insert.



Mobile unit is standard with three openings for inserts and sloped receptacles with built-in bag holding system.



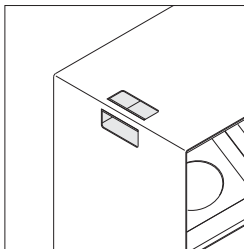
Top on the mobile unit can be used for food service use or tray storage.



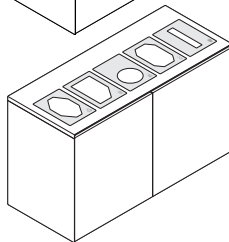
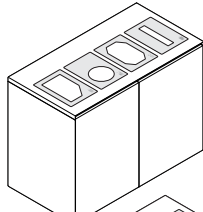
Hinged doors on the back are standard on the mobile unit for easy access to receptacles.

Four non-locking concealed casters, two swivel and two fixed, are standard on the mobile unit.

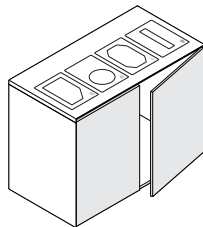
Receptacles in mobile unit can accommodate 12 gallons each.



Soft-touch integral handle on mobile unit allows for easy movement from one location to another.



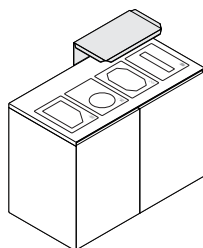
Freestanding unit is standard with either four or five openings for inserts on the top of the unit.



Hinged doors on the front are standard on the freestanding unit for easy access to the receptacles.

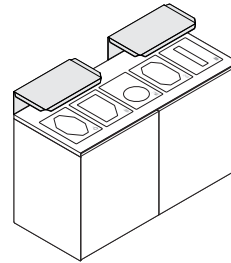
Leveling glides on freestanding units are fully adjustable to 1 1/2".

Receptacles in freestanding unit can accommodate 30 gallon size and larger.



Tray shelf can only be used with the freestanding unit.

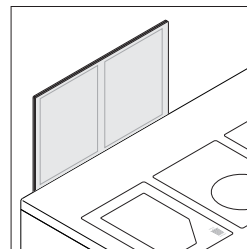
Tray shelf fits most trays up to 20 3/4" x 12".



Freestanding four- or five-slot opening


will accommodate two tray shelves.
Tip: A gap of 15" will separate the two tray shelves on a five-opening unit.

Maximum capacity of tray is 20 food trays with maximum size of tray 20" x 20".

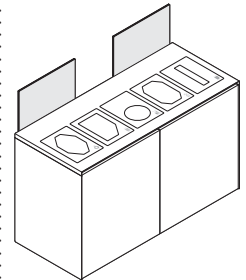


Display holds two 8 1/2" x 11" papers or one 11" x 17" paper.

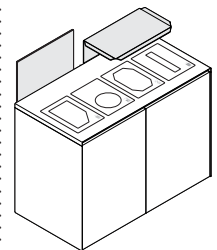
Tip: Paper will be between two acrylic plates. Paper can easily be replaced without tools.



Display can only be used with the freestanding unit.



Freestanding four- or five-slot opening will accommodate two displays.
Tip: A gap of 18 1/2" will separate the two displays on a five-opening unit.



One tray shelf and one display can be used on the freestanding unit.

Surface Materials

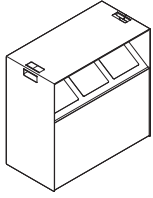
Top and sides

- Paint

Back and front

- Wood
- Laminate (HPL)
- Customiz stain (option on wood)

Mobile Unit



Tip: Acrylic inserts lift out without tools for ease of cleaning and changeability.

Tip: Verbiage on each insert contains English, Spanish, and French.

Standard Includes	Required to Specify
<p>► Need help? Product details, page 544</p> <ul style="list-style-type: none"> Mobile unit: <ul style="list-style-type: none"> - Front and back: wood - Sides and top: paint Finished back hinged doors Three slot opening with sloped receptacles and built in bag holding system Acrylic inserts etched with recycling icons and wording Three 100% recycled plastic rigid recycling bins – 12 gallon capacity each Four non-locking black casters: two swivel/two fixed 	<ol style="list-style-type: none"> Style number Wood color number for front and back Paint color number for sides and top (case) Three acrylic inserts (see below under Required Selections) Options, if selected (see below) <p>► See <i>Surface Materials</i>, page 570.</p>

Required Selections

Acrylic Inserts (Pick three)

Plastic	Compost	Mixed	Waste	Paper	Aluminum	Returnables	Glass

Options	U.S. Price	Required to Specify
Surface Materials Wood Front and Back <ul style="list-style-type: none"> Premium Wood 2 Premium Wood 3 Customiz stain 	+\$ 69 +\$240 No cost	Specify Premium wood 2 finish number. Specify Premium wood 3 finish number. Specify with <i>Customiz stain</i> . ► See <i>Surface Materials Reference Manual</i> .
Laminate Front and Back <ul style="list-style-type: none"> Laminate Open Line Laminate 	-\$328 -\$259 plus cost of laminate	Specify laminate color number. ► See <i>Surface Materials Reference Manual</i> .
Paint on Case <ul style="list-style-type: none"> Paint price group 1 Paint price group 2 Paint price group 3 	No cost +\$ 75 +\$128	Specify paint color number. Specify paint color number. Specify paint color number.

Specification Information

Dimensions	Style	U.S.
D W H	Number	Base Price

Mobile Unit - 3 Openings

18"	36"	36"	AWRM183636	\$3825

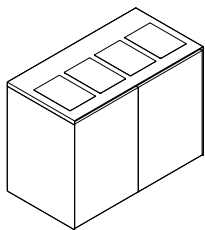
Tip: Receptacle contains features to accommodate oversized bags.

Tip: Soft-touch integral handle allows easy movement from one location to another.



For Canadian Pricing
 Multiply U.S. Price by the Canadian price factor.
 ► See page 1 for details.

Freestanding Units



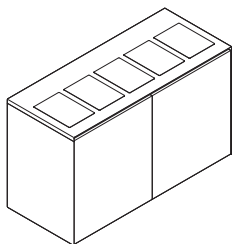
► Need help?
Product details,
page 544

Standard Includes

- Freestanding unit:
 - Front and back: wood
 - Side and top: paint
- Finished back
- Four or five top slot openings with receptacles
- Acrylic inserts etched with recycling icons and wording
- Four or five recycling bins (capacity of 23 gallon each receptacle) – fits 30 gallon size bags and larger
- Leveling glides: black only

Required to Specify

- 1 Style number
 - 2 Wood color number for front and back
 - 3 Paint color number for sides and top (case)
 - 4 Four or five acrylic inserts (see below under Required Selections)
 - 5 Options, if selected (see below)
- See *Surface Materials*, page 570.



Tip: Tray shelf and display are ordered separately.

Tip: Acrylic inserts lift out without tools for ease of cleaning and changeability.

Tip: Verbiage on each insert contains English, Spanish, and French.

Required Selections

Acrylic Inserts (Pick four or five)



Plastic



Compost



Mixed



Waste



Paper



Aluminum



Returnables



Glass

Options	U.S. Price	Required to Specify
Surface Materials		
Wood Front and Back		
• Premium Wood 2	Prices at right	Specify Premium wood 2 finish number.
• Premium Wood 3	Prices at right	Specify Premium wood 3 finish number.
• Customiz stain	No cost	Specify with <i>Customiz stain</i> .
		► See <i>Surface Materials Reference Manual</i> .
Laminate Front and Back		
• Laminate		Specify laminate color number.
- Four opening	–\$546	Specify laminate color number.
- Five opening	–\$765	
• Open Line Laminate		► See <i>Surface Materials Reference Manual</i> .
- Four opening	–\$477	
	plus cost of laminate	
- Five opening	–\$696	► See <i>Surface Materials Reference Manual</i> .
	plus cost of laminate	
Paint on Case		
• Paint price group 1	No cost	Specify paint color number.
• Paint price group 2	+\$ 75	Specify paint color number.
• Paint price group 3	+\$128	Specify paint color number.
Related Products		
• Tray Shelf		► Page 550
• Display		► Page 550



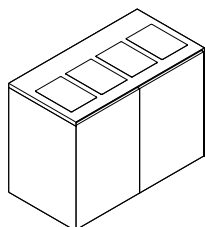
For Canadian Pricing

Multiply U.S. Price by the Canadian price factor.

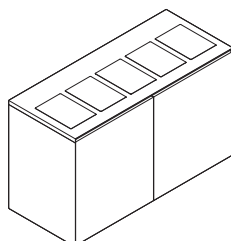
► See page 1 for details.

• Dimensions			• Style	• U.S.	• Options
D	W	H	Number	Base Price	(Add \$ to Base Price)
.
.	Premium Wood
.	Wood front and back
.
.	Wood 2 Wood 3

25"	48"	36"	AWRF254836	\$5465	+\$124	+\$435
-----	-----	-----	-------------------	--------	--------	--------



25"	60"	36"	AWRF256036	\$6887	+\$157	+\$547
-----	-----	-----	-------------------	--------	--------	--------



▶ See page 1 for details.

Tip: Maximum tray storage is 20 food trays.

Display



Tip: Paper is placed between the two acrylic plates.

Standard Includes		Required to Specify	
<p>► Need help? Product details, page 545</p>	<ul style="list-style-type: none"> • Display • Attachment brackets: paint 	<p>1 Style number 2 Paint color number for bracket 3 Options, if selected (see below) ► See <i>Surface Materials</i>, page 570.</p>	

Options	U.S. Price	Required to Specify
<p>Surface Materials</p> <ul style="list-style-type: none"> • Paint price group 1 • Paint price group 2 • Paint price group 3 	<p>No cost +\$11 +\$23</p>	<p>Specify paint color number. Specify paint color number. Specify paint color number.</p>
<p>Related Products</p> <ul style="list-style-type: none"> • Freestanding units 	<p>► Page 548</p>	

Specification Information			
Dimensions	Style Number	U.S. Base Price	
D	W	H	
13 ¹ / ₁₆ "	20 ³ / ₄ "	15 ¹ / ₂ "	AWDR \$382



Multiply U.S. Price by the Canadian price factor.

▶ See page 1 for details.

Lighting

Shelf Light Comparison	552
Product Details	
Shelf Lights	556
LED Lights	558
Daisy Chaining	562
Specifying	
Standard Shelf Lights	563
Utility2 Shelf Lights	564
LED Shelf Lights	566
LED Personal Task Lights	567

Underwriters Laboratory (UL) and Canadian Standards Association (CSA) listed. These lights have been designed to meet U.S. and Canadian national electrical and energy codes and most local building codes. Local electrical codes vary, so you should consult a qualified electrical contractor or engineer for proper installation of all electrical equipment.

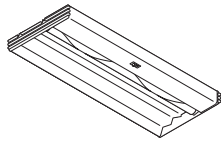
Shelf Light Comparison

Shelf lights mount into the recessed bottom of storage shelves and bins to illuminate the worksurface. Five types of shelf lights are available to control the quality of light for specific applications. Each type is compatible with Steelcase systems furniture.

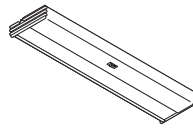
Shelf Lights

Storage-Mounted Lights

Standard Shelf Light



Utility2 Shelf Light



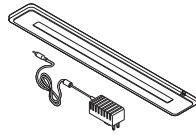
Mounting Options	<ul style="list-style-type: none"> • Universal mounting package (standard) • Flush mount • Competitive mounting package 	<ul style="list-style-type: none"> • Universal and flush mounting package (standard)
	<ul style="list-style-type: none"> ▶ Understanding Page 556 ▶ Specifying Page 563 	<ul style="list-style-type: none"> ▶ Understanding Page 556 ▶ Specifying Page 564
Depth	9¼"	6⅞"
Width	25", 37", or 49"	25", 37", or 49"
Lamp	<ul style="list-style-type: none"> • T8 Fluorescent 	<ul style="list-style-type: none"> • T8 Fluorescent
Watts/Lumens	25"W – 17 Watts/ 1343 Lumens 37"W – 25 Watts/ 2150 Lumens 49"W – 32 Watts/ 2899 Lumens	25"W – 17 Watts/ 1343 Lumens 37"W – 25 Watts/ 2150 Lumens 49"W – 32 Watts/ 2899 Lumens
Color Temperature	3500K	3500K
Description	The right choice for the majority of people in today's workplace who switch frequently from task to task throughout the day.	Designed for use in display areas, service centers, under transaction tops, and other applications where glare control is not a primary consideration.
Optics	Faceted, white reflector Contrast sleeve that can be manually rotated to vary light	Silver reflector Prismatic lens—flat acrylic diffuser intensity
Ballasts	<ul style="list-style-type: none"> • Electronic ballast • High power factor 	<ul style="list-style-type: none"> • Electronic ballast • High power factor • Normal-power-factor ballast
Electronic Dimmer	<ul style="list-style-type: none"> • Not available 	<ul style="list-style-type: none"> • Not available
Lens Options	<ul style="list-style-type: none"> • None 	<ul style="list-style-type: none"> • Batwing lens option
Average Rated Lamp Life	<ul style="list-style-type: none"> • 20,000 hours 	<ul style="list-style-type: none"> • 20,000 hours
Warranty	<ul style="list-style-type: none"> • Ballast - 5 years • Fixture - 12 years 	<ul style="list-style-type: none"> • Ballast - 5 years • Fixture - 12 years

Shelf lights offer end users added control and adjustability to place the proper amount of task lighting to create a holistic work-setting. Ideally suited for recessed mount applications to bottom of bin or shelf.

LED Shelf Light

Storage-Mounted Lights

LED Shelf Light



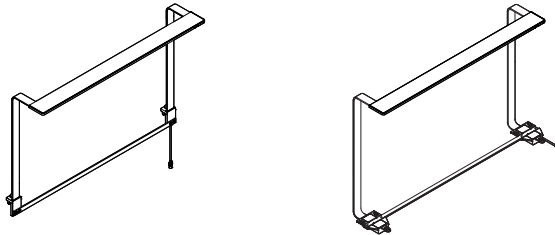
Mounting	<ul style="list-style-type: none"> Standard includes magnetic mount for steel bins and shelves. Optional fastener kit for wood and aluminum shelves are available.
	Understanding ▶ Page 558 Specifying ▶ Page 566
Depth	2½"
Width	18"
Lamp	102 LEDs
Watts/Lumens	11.5 Watts/ 393 Lumens
Color Temperature	3500K
Description	The most environmentally-friendly light in the portfolio. Consumes only 11 watts of power, contains no harmful metals (mercury), and has a useful life of over 50,000 hours. Ideally suited for recessed mount applications to bottom of bin or shelf.
Finish Options	<ul style="list-style-type: none"> Bottom surface clear anodized aluminum only. Plastic cover Arctic White (6009) or Black (6000).
Optics	<ul style="list-style-type: none"> Polycarbonate matte film
Ballasts	<ul style="list-style-type: none"> Energy saving low-voltage power supply
Electronic Dimmer	<ul style="list-style-type: none"> Standard on all lights
Average Rated Lamp Life	<ul style="list-style-type: none"> 50,000 hrs.
Warranty	<ul style="list-style-type: none"> Power supply - 5 years Fixture - 12 years

Personal task lights offer end users added control and adjustability to place the proper amount of personal lighting to create a holistic worksetting. Ideally suited for rail-mount, desk, or freestanding applications.

LED Lights

Rail-Mounted and Non Rail-Mounted

LED Personal Task Lights



Mounting

- Rail-mounted attaches directly to rail systems in Ology, c:scape, FrameOne, Elective Elements, Impact, turnstone Campfire big table, and SOTO Rail. The non rail-mounted version attaches to most freestanding desks and tables.

Tip: Non rail-mounted LED personal task lights will not work on worksurfaces with knife edge that is longer than 1 1/4", or with modesty panels or modesty screens closer than 6" from the back edge.

- Understanding
 - ▶ Page 560
- Specifying
 - ▶ Page 567

Depth

6"

Width

30"

Lamp

120 LEDs

Watts/Lumens

12.6 Watts/ 414 Lumens

Color Temperature

3500K

Description

Intended to be a primary light source, LED personal task light covers the user's active work zone with a smartly-designed array of light. The light is specifically designed to direct light where it is needed. Energy efficient at only 14 watts, LED personal task light is engineered to have a useful life of over 50,000 hours. It attaches directly to the rail systems of Ology, c:scape, FrameOne, Impact, Elective Elements, turnstone Campfire big table, and SOTO Rail. A non-rail-mounted version attaches to freestanding desks and tables.

Finish Options

- Fixture and stanchions, paint: 4799 Platinum Metallic, 4231 Arctic White, 4710 Low Gloss Black. Plastic cover Arctic White (6009) only.

Optics

- Polycarbonate matte film

Ballasts

- Energy saving low-voltage power supply

Electronic Dimmer

- Standard on all lights

Average Rated Lamp Life

- 50,000 hrs.

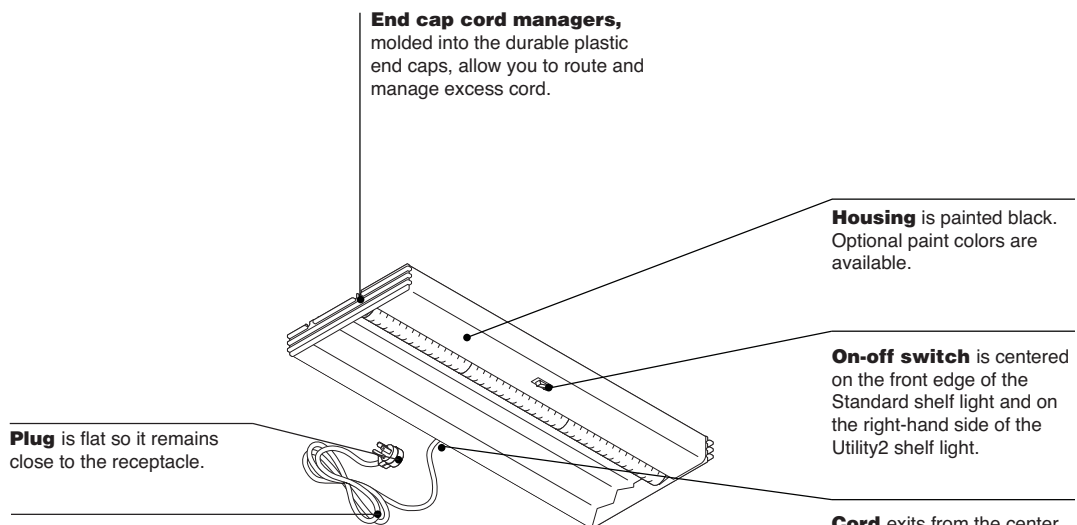
Warranty

- Power supply - 5 years
- Fixture - 12 years

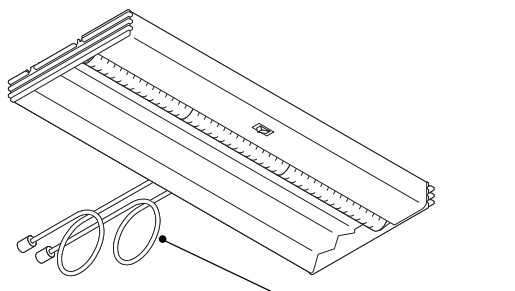
Shelf Lights

Standard and Utility2

► Specifying, pages 563–565

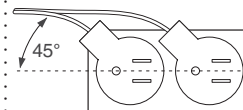


9' cord with grounded plug is factory installed. Length is maximum allowed by U.S. National Electrical Code. Cord with circuit breaker is available to meet the requirements of the Chicago code.



Product Details

Shelf light includes the lamp, ballast, and either a 9' cord with three-prong plug or daisy-chain cords.

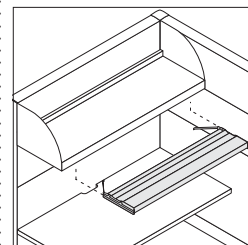


Plug configuration allows two Standard shelf lights to engage adjacent outlets in one receptacle.

Energy-saving T8 lamps have triphosphor coating for balanced color and pleasing light.

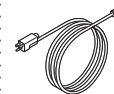
Connections

Shelf light mounts recessed or flush depending on design of overhead storage bin or shelf. Installation is done in the field.



Universal bracket allows shelf light to be installed without tools under most metal overhead storage bins and shelves.

Specify Underline task light or LED shelf light for use under 24" wide bins. Standard, Utility2, and Bottomline 24" wide lights do not fit under 24" wide bins.



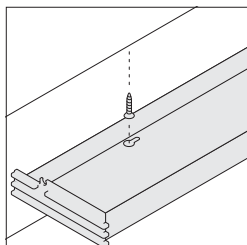
Daisy chain starter cord must be ordered separately when used with Standard shelf lights in a daisy chain application.

Daisy chain starter light with cord must be ordered when Utility2 shelf lights are used in a daisy chain application.

Actual Dimensions

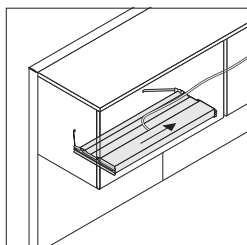
	Standard	Utility2
Depth	9 1/4" (235 mm)	6 7/8" (175 mm)
Width	24 5/8", 36 5/8", or 48 5/8" (625 mm, 930 mm, or 1235 mm)	24 5/16", 36 5/16", or 48 5/16" (617 mm, 922 mm, or 1227 mm)
Height	1 3/4" (44 mm)	1 5/8" (41 mm)

Width	Lamp width	Lamp wattage	Replacement lamps
24 $\frac{5}{8}$ "	24"	17 watts	F17T8-TL735
36 $\frac{5}{8}$ "	36"	25 watts	F25T8-TL735
48 $\frac{5}{8}$ "	48"	32 watts	F32T8-TL735



Keyhole slots in housing of fixture allow shelf light to be mounted beneath wood or laminate overhead storage bins and shelves using screws provided. Keyhole slots are also used to mount lights to overhead storage bins and shelves manufactured prior to August 1991.

Standard shelf competitive mounting package provides attachment hardware to mount Steelcase shelf lights on all major competitive furniture lines. Package includes screws and installation instructions.



Shelf light can be mounted anywhere from side to side beneath over-head storage bin or shelf. The cord length is the only limitation.

Wiring & Cabling

Power drawn is approximately $\frac{1}{2}$ amp.

Daisy chaining permits interconnecting up to six Standard shelf lights from a single power outlet. Utility2 light daisy chaining allows up to 10 fixtures.

► Page 562

Starter cord for Standard and starter light for Utility2 powers first light in a daisy chain and allows you to convert any daisy chain light for independent operation.

Electronic high-power-factor ballast that is roughly 45% more efficient than a normal-power-factor ballast is available on Standard and Utility2.

Normal-power-factor electronic ballasts are available on Utility2 shelf lights.

Batwing lens is available as an option on Utility2 shelf lights for applications where moderate improvement to light distribution is needed.

Surface Materials

Housing

- Black paint (standard)
- Paint colors (option)

Reflector

- White on Standard and silver on Utility2 shelf lights

Cord

- Black plastic only

End cap cord manager

- Black plastic only

Photometric Data

Standard

Initial horizontal footcandles for LSM24K
Worksurface rear

3"	88	85	78	67	55	42	31	22
6"	93	90	82	70	57	43	31	23
9"	91	88	81	69	56	41	30	21
12"	82	80	72	62	50	38	28	20
15"	69	67	61	53	43	33	24	18
18"	56	55	49	43	36	28	21	16
21"	41	40	37	32	27	22	17	13
24"	29	28	26	23	19	16	13	10
27"	19	19	18	16	14	12	10	8
30"	13	13	12	11	10	9	7	6
CL	3"	6"	9"	12"	15"	18"	21"	

Worksurface front

Utility2

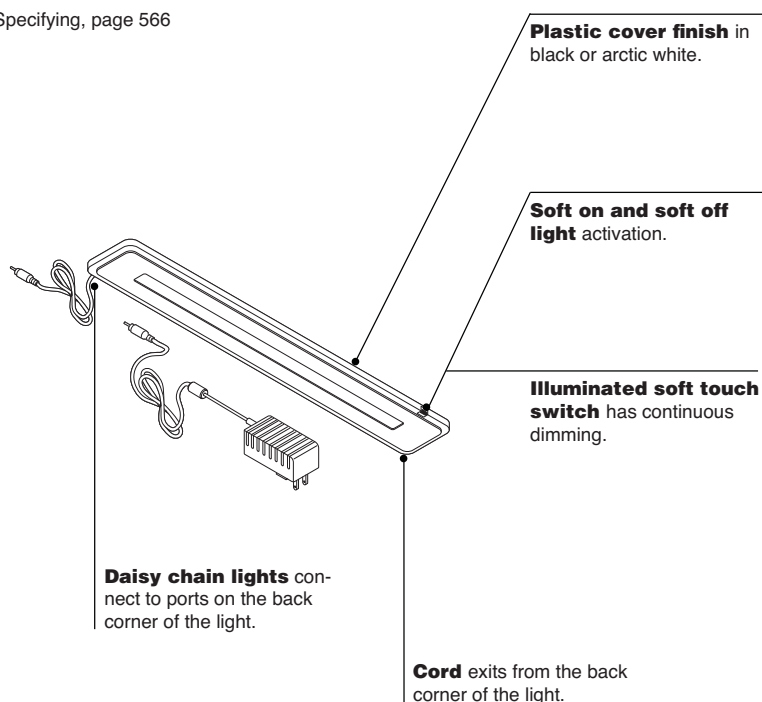
Initial horizontal footcandles for LSB24K2
Worksurface rear

3"	113	109	98	84	65	49	36	25
6"	129	123	112	93	73	53	37	26
9"	135	129	117	96	75	53	38	26
12"	127	119	107	89	68	49	36	25
15"	104	99	89	74	58	43	32	22
18"	78	76	68	56	44	34	26	19
21"	55	51	48	41	34	26	21	15
24"	36	36	31	29	24	18	15	11
27"	25	24	21	19	17	14	11	9
30"	17	16	15	13	11	10	8	7
CL	3"	6"	9"	12"	15"	18"	21"	

Worksurface front

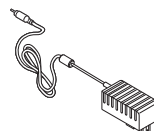
LED Shelf Lights

► Specifying, page 566

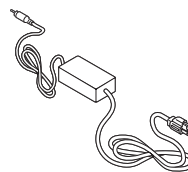


Product Details

Shelf light includes the lamp and power supply with cord set. Daisy chain primary light includes lamp and larger power supply to support up to three lights. Daisy chain secondary light includes lamp and daisy chain cord set.



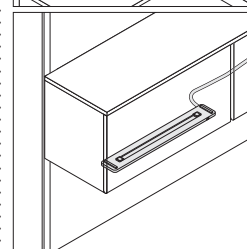
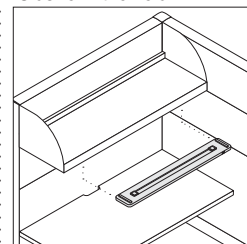
An 18 watt power supply is used on the LED standard light; it is 9" long with a two prong driver plug. *Tip: Energy saving mini-LEDs greatly reduce power use.*



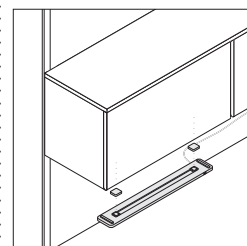
Power supply for LED daisy chain starter light uses an 11' 60 watt modular cord with standard two prong plug, an integrated low voltage cord, and a connector to attach to light.

Connections

Shelf light mounts recessed or flush depending on design of overhead storage bin or shelf. Installation is done in the field.



Magnetic mounting allows shelf light to be installed without tools under most metal overhead storage bins and shelves. This mounting allows the light to be mounted to most competitive steel bins and shelves.



Optional fastener kit allows shelf light to be mounted to wood shelves.

Specify Underline task light or LED shelf light for use under 24" wide bins. Standard, Utility2, and Bottomline 24" wide lights do not fit under 24" wide bins.

Actual Dimensions

Depth 2⁵/₈"

Width 18¹/₈"

Height 1/2"

Power Supply 18 Watt Cord
– 9' with two prong driver plug

Power Supply 60 Watt Cord Set (11')
– Line voltage cord: 6'
– Low voltage cord: 5'

Wiring & Cabling

Shelf light includes the lamp and power supply with cord set. Daisy chain starter light includes lamp and larger power supply to support up to three lights. Daisy chain secondary light includes lamp and daisy chain cord set.

Power supply for LED daisy chain starter light

uses a 60 watt modular cord with standard two prong plug, an integrated low voltage cord, and a connector to attach to light. An 18 watt power supply is used on the LED standard light, it is 9' long with a two prong driver plug.

Tip: Daisy chain starter light comes with a 60 watt power supply to support up to three lights. Daisy chain secondary lights do not come with a power supply, but instead come with a daisy chain cord set.

Surface Materials

Housing

- 6000 Black
- 6009 Arctic White

Reflector

- Clear anodized aluminum only

Cord

- Black plastic only

Photometric Data

LED Shelf Light

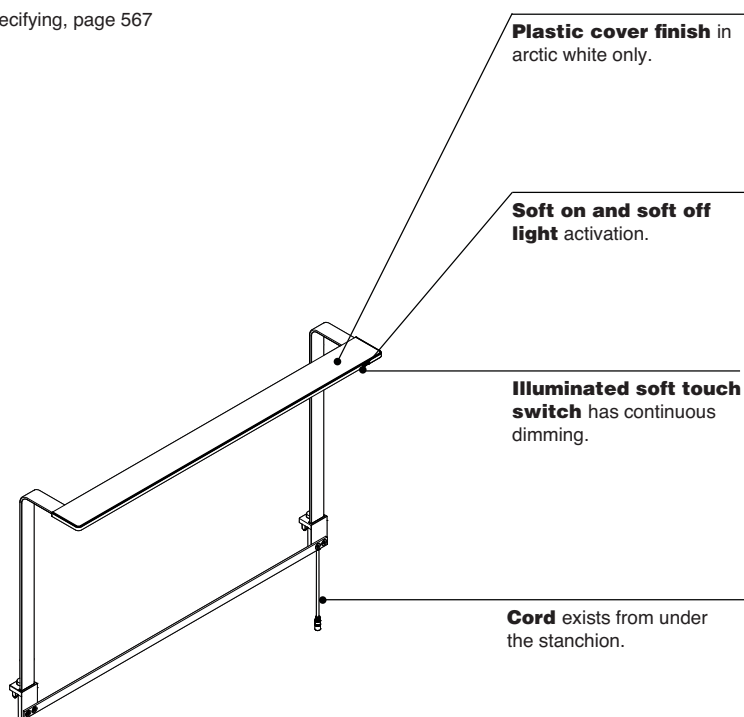
Initial horizontal footcandles for LSL18
Worksurface rear

3"	83	80	71	58	45	32	23	17
6"	94	90	78	64	48	34	24	18
9"	98	94	81	65	49	35	25	17
12"	93	89	75	61	46	34	24	17
15"	78	74	63	53	40	30	22	15
18"	59	57	50	43	32	25	18	14
21"	40	41	36	32	25	19	15	11
24"	28	27	24	22	18	14	11	9
27"	18	17	16	14	12	10	8	7
30"	11	10	10	9	8	7	6	5
CL	3"	6"	9"	12"	15"	18"	21"	

Worksurface front

LED Personal Task Lights

► Specifying, page 567



Plastic cover finish in arctic white only.

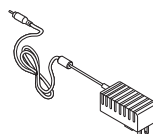
Soft on and soft off light activation.

Illuminated soft touch switch has continuous dimming.

Cord exists from under the stanchion.

Product Details

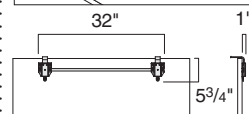
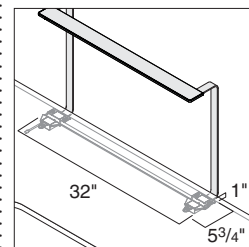
Personal task light includes the lamp and power supply with cordset. Rail-mounted version includes rail brackets. Non rail-mounted version includes Universal Mounting brackets.



Power supply is an 18 watt two prong driver plug with 9' black cord.

Tip: Energy saving mini-LEDs greatly reduce power use.

When specified with Height-Adjustable Series Benching or power and data tray, flexible receptacles are recommended.

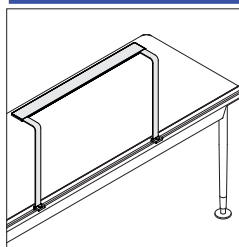


Non rail-mounted LED personal task lights will not work on work-surfaces with knife edge that is longer than 1 1/4", or with modesty panels or modesty screens closer than 6" from the back edge.

Tip: When using Elective Elements blade accessory shelf, the metal light housing must be used.

► See *Elective Elements Specification Guide* for details.

Connections



LED personal task light mounts directly to the rail systems of Ology, c:scape, FrameOne, Elective Elements, Impact, turnstone Campfire big table, and SOTO rail.

Wiring & Cabling

Personal task light includes the lamp and power supply with cord set.

Power supply uses a modular cord with standard two prong plug, an integrated low voltage cord, and a connector to attach to light.

Surface Materials

Housing

- 6009 Arctic White plastic only

Fixture and Stanchions

- 4231 Arctic White
- 4710 Low Gloss Black
- 4799 Platinum Metallic

Cord

- Black plastic only

Actual Dimensions

Depth 6"

Width 30"

Height 17"

Power Supply Cord Set (9')

Photometric Data**LED Personal Task Lights**

Initial horizontal footcandles for LPTL30 and LPTL30NR
 Worksurface rear

0"	15	14	13	12	11	9	6	6	5	4	3	2	2
3"	21	20	18	17	15	13	11	8	6	5	3	3	2
6"	31	31	29	26	23	19	15	12	9	7	5	3	2
9"	51	50	46	42	36	29	23	18	13	9	6	4	3
12"	82	79	73	64	53	43	32	23	16	11	7	5	3
15"	109	105	96	83	68	53	39	27	19	12	8	6	4
18"	105	102	93	81	66	51	37	27	18	12	9	6	4
21"	76	75	69	59	50	39	30	22	16	11	7	5	4
24"	48	47	44	39	33	27	21	16	12	9	6	5	3
27"	29	28	27	24	21	17	14	11	9	7	5	4	3
30"	18	18	17	16	14	12	10	8	7	5	4	3	2
CL	3"	6"	9"	12"	15"	18"	21"	24"	27"	30"	33"	36"	

Worksurface front

Daisy Chaining

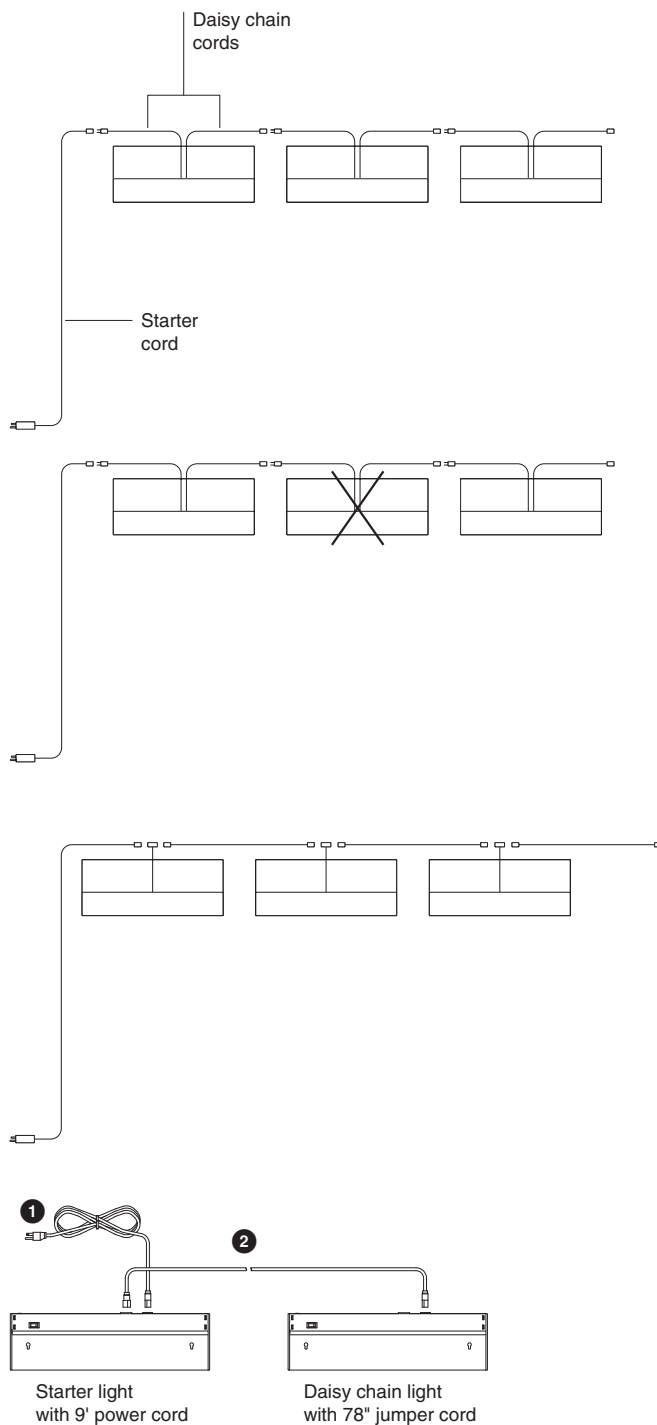
Daisy chaining shelf lights together extends power from one fixture to another within workstations to help keep receptacles clear for other uses.

For Standard shelf lights, starter cord is required with daisy chain cords to bring power to the first shelf light in a daisy chain so there's no need to designate where each fixture will be used within the chain.

Power will not be interrupted in a chain even if one of the shelf lights is turned off or its lamp has burned out. That's because the path of power through the chain doesn't pass through the lamps or switches.

Additions to a chain are possible at any time by adding a jumper cord.

For Utility2 lights, connect the power cord **1** between the first light and the wall receptacle. Connect the jumper cord **2** between the lights. Maximum distance between receptacles for 78" jumper is 74".
Tip: Connect up to 10 fixtures maximum. Voltage and current rating of fixture is 120 volt, .75 amps.
 Starter light is required with daisy chain lights to bring power to the first light in the daisy chain.



Tip: Daisy chaining is not allowed in Chicago. Local electrical codes vary, so you should consult a qualified electrical contractor or engineer for proper installation of all electrical equipment.

Tip: Overhead cabinets and shelves provide a recessed area for shelf lights. They are not designed to conceal cords when daisy chaining.

Tip: When using upmount brackets with overhead storage and daisy chaining lights, use the open design upmount bracket for better cord management.

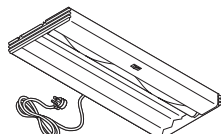
Standard Shelf Lights

Tip: Daisy chaining shelf lights together extends power from one fixture to another within workstations to help keep receptacles clear for other uses.
 ▶ See page 558 for more information.

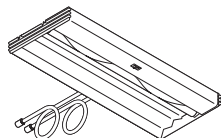
Tip: Daisy chaining is not allowed in Chicago. Local electrical codes vary, so you should consult a qualified electrical contractor or engineer for proper installation of all electrical equipment.

Tip: Because shelf lights are usually recessed, black is the standard paint color. Paint colors other than black have an upcharge.

Tip: If an optional paint color is selected for the housing, the electrical switches and end caps will remain black plastic.



Tip: When ordering with standard power cord or Chicago cord, daisy chaining is not possible.



Tip: Remember to order a daisy chain starter cord.
 ▶ See Related Products on next page.



Tip: Use with Standard shelf light with daisy chain cord only. Do not order with Utility2.

Standard Includes		Required to Specify
▶ Need help? Product details, page 556	<ul style="list-style-type: none"> Light housing with centered on-off switch: black paint End cap cord managers: black plastic only Cords: <ul style="list-style-type: none"> Standard and Chicago (including circuit breaker), 9' cord with three-prong plug at 45° angle: black plastic only Daisy chain, one 78" cord with modular connectors for daisy chaining: black plastic only Contrast sleeve around lamp Faceted reflector: white only T8 3500K lamp Ballast Universal mounting hardware package Daisy chain starter cord, if selected: black plastic only (order separately) 	1 Style number 2 Paint color number, if other than black (see options below) 3 Options, if selected (see below) ▶ See <i>Surface Materials</i> , page 570.

Options	U.S. Price	Required to Specify
Surface Materials	<ul style="list-style-type: none"> Painted light housing other than black: +\$25 	Specify paint color number for housing.
Bracket Option	<ul style="list-style-type: none"> Competitive mounting package: No cost Flush mounting package: No cost 	Specify with <i>competitive mounting package</i> . Specify with <i>flush mounting package</i> and paint color number for end cap covers.

Specification Information

Dimensions	Lamp	Style	U.S.
D W H	Wattage	Number	Base Price

Electronic High-Power-Factor Ballast

With Standard Power Cord

9 1/4"	25"	1 3/4"	17 watts	LSM24K	\$417
9 1/4"	37"	1 3/4"	25 watts	LSM36K	\$443
9 1/4"	49"	1 3/4"	32 watts	LSM48K	\$479

With Chicago Cord Including Circuit Breaker

9 1/4"	25"	1 3/4"	17 watts	LSM24KC	\$482
9 1/4"	37"	1 3/4"	25 watts	LSM36KC	\$508
9 1/4"	49"	1 3/4"	32 watts	LSM48KC	\$544

With Daisy Chain Cords

9 1/4"	25"	1 3/4"	17 watts	LSM24KD	\$453
9 1/4"	37"	1 3/4"	25 watts	LSM36KD	\$479
9 1/4"	49"	1 3/4"	32 watts	LSM48KD	\$515

Related Products

Quantity in Package	Length	Style Number	U.S. Price

Daisy Chain Starter Cord

1	78"	LS1FSC	\$ 57
6	78"	LS6FSC	\$342

Utility2 Shelf Lights


Tip: Daisy chaining is not allowed in Chicago. Local electrical codes vary, so you should consult a qualified electrical contractor or engineer for proper installation of all electrical equipment.

Tip: Specification guidelines can be found on the next page.

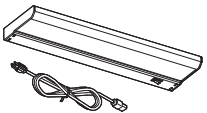

Tip: Cord on stand alone light has right-hand exit. Cord on daisy chain light has off center exit.

Tip: Because shelf lights are usually recessed, black is the standard paint color. Paint colors other than black have an upcharge.

Tip: If an optional paint color is selected for the housing, the electrical switches and end caps will remain black plastic.



Tip: When ordering with standard power cord or Chicago cord, daisy chaining is not possible.



Tip: Minimum of two fixtures for daisy chaining and maximum of 10.

► For more information on daisy chaining, see page 562.

Tip: When ordering starter light do not order a daisy chain starter cord.

Standard Includes	Required to Specify
► Need help? Product details, page 556	1 Style number 2 Paint color number, if other than black (see options below) 3 Options, if selected (see below) ► See <i>Surface Materials</i> , page 570.
• Light housing with right-hand on-off switch: black paint • End cap cord managers: black plastic only • Cords: — Standard and Chicago (including circuit breaker), 9' cord with three-prong plug at 45° angle: black plastic only — Daisy chain, one 78" cord with modular connectors for daisy chaining: black plastic only • Prismatic lens • Angled reflector: silver only • T8 3500K lamp • Ballast • Universal and flush mounting hardware package	

Options	U.S. Price	Required to Specify
Surface Materials	• Painted light housing other than black +\$25	Specify paint color number for housing.
Lens	• Batwing lens +\$33	Specify with batwing lens.

Specification Information

Dimensions	Lamp Wattage	Style Number	U.S. Base Price
D W H			

Electronic High-Power-Factor Ballast

With Standard Power Cord

67/8"	25"	15/8"	17 watts	LSB24K2	\$276
67/8"	37"	15/8"	25 watts	LSB36K2	\$326
67/8"	49"	15/8"	32 watts	LSB48K2	\$362

With Chicago Cord Including Circuit Breaker

67/8"	25"	15/8"	17 watts	LSB24KC2	\$341
67/8"	37"	15/8"	25 watts	LSB36KC2	\$391
67/8"	49"	15/8"	32 watts	LSB48KC2	\$427

Daisy Chain Light with 78" Jumper Cord

67/8"	25"	15/8"	17 watts	LSB24KD2	\$312
67/8"	37"	15/8"	25 watts	LSB36KD2	\$362
67/8"	49"	15/8"	32 watts	LSB48KD2	\$398

Daisy Chain Starter Light with 9' Starter Cord

67/8"	25"	15/8"	17 watts	LSB24KS2	\$312
67/8"	37"	15/8"	25 watts	LSB36KS2	\$362
67/8"	49"	15/8"	32 watts	LSB48KS2	\$398

► **Specification Information, continued on next page**

► Specification Information, continued from previous page

Specification Information

Dimensions			Lamp	Style	U.S.
D	W	H	Wattage	Number	Base Price

Electronic Normal-Power-Factor Ballast

With Standard Power Cord

67/8"	25"	15/8"	17 watts	LSB24M2	\$197
67/8"	37"	15/8"	25 watts	LSB36M2	\$247
67/8"	49"	15/8"	32 watts	LSB48M2	\$283

With Chicago Cord Including Circuit Breaker

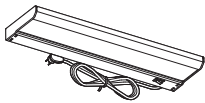
67/8"	25"	15/8"	17 watts	LSB24MC2	\$262
67/8"	37"	15/8"	25 watts	LSB36MC2	\$312
67/8"	49"	15/8"	32 watts	LSB48MC2	\$348

Daisy Chain Light with 78" Jumper Cord

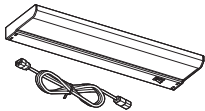
67/8"	25"	15/8"	17 watts	LSB24MD2	\$233
67/8"	37"	15/8"	25 watts	LSB36MD2	\$283
67/8"	49"	15/8"	32 watts	LSB48MD2	\$319

Daisy Chain Starter Light with 9' Starter Cord

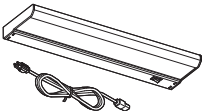
67/8"	25"	15/8"	17 watts	LSB24MS2	\$233
67/8"	37"	15/8"	25 watts	LSB36MS2	\$283
67/8"	49"	15/8"	32 watts	LSB48MS2	\$319



Tip: When ordering with standard power cord or Chicago cord, daisy chaining is not possible.



Tip: When ordering daisy chain with jumper cord there is no power supply.



Tip: Minimum of two fixtures for daisy chaining and maximum of 10.

► For more information on daisy chaining, see page 562.

Tip: When ordering starter light do not order a daisy chain starter cord.

Specification Guidelines

Application	Requirement
2 lights	1 starter light fixture and 1 daisy chain light with jumper cord fixtures
3 lights	1 starter light fixture and 2 daisy chain light with jumper cord fixtures
4 lights	1 starter light fixture and 3 daisy chain light with jumper cord fixtures
5 lights	1 starter light fixture and 4 daisy chain light with jumper cord fixtures
6 lights	1 starter light fixture and 5 daisy chain light with jumper cord fixtures
7 lights	1 starter light fixture and 6 daisy chain light with jumper cord fixtures
8 lights	1 starter light fixture and 7 daisy chain light with jumper cord fixtures
9 lights	1 starter light fixture and 8 daisy chain light with jumper cord fixtures
10 lights	1 starter light fixture and 9 daisy chain light with jumper cord fixtures



For Canadian Pricing

Multiply U.S. Price by the Canadian price factor.

► See page 1 for details.

LED Shelf Lights

Tip: Maximum number of lights that can be daisy chained is three lights.

► Need help?
Product details,
page 558

Standard Includes

- Aluminum extrusion with plastic cover
- Power supply with cord
- Soft touch switch
- Thin profile accommodates recessed and low profile flush mounting
- Ultra energy efficient LED light source
- Universal magnetic mounting
- Polycarbonate matte film diffuser
- Continuous dimming

Required to Specify

- 1 Style number
- 2 Plastic color number for cover:
6000 Black
6009 Arctic White
- 3 Options, if selected (see below)

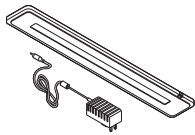
Options	U.S. Price	Required to Specify
Mounting		
• Fastener kit for use with wood shelf	+\$8	Specify with fastener kit.

Specification Information

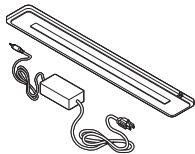
Dimensions			Lamp	Style	U.S.
D	W	H	Wattage	Number	Base Price
2 1/2"	18"	1/2"	11 watts	LSL18	\$344

LED Standard Light

2 1/2"	18"	1/2"	11 watts	LSL18	\$344
--------	-----	------	----------	-------	-------



Tip: LED standard light comes with a 9' 18 watt power supply.



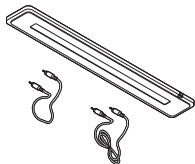
Tip: Daisy chain starter light comes with a 60 watt power supply that will support up to three lights in series (11' cord; 6' from power supply to power outlet, 5' from power supply to fixture). Does not include daisy chain jumper cords.

LED Daisy Chain Starter Light

2 1/2"	18"	1/2"	11 watts	LSL18YA	\$369
--------	-----	------	----------	---------	-------

LED Daisy Chain Secondary Light

2 1/2"	18"	1/2"	11 watts	LSL18YB	\$338
--------	-----	------	----------	---------	-------



Tip: Daisy chain secondary light does not come with a power supply. Daisy chain cord package (8" and 30") comes standard with each secondary light.

LED Personal Task Lights

	Standard Includes	Required to Specify
▶ Need help? Product details, page 560	<ul style="list-style-type: none"> Housing: 6009 Arctic White plastic only Fixture and stanchions: paint Power supply (9') Soft touch switch Ultra energy efficient LED light source Polycarbonate matte film diffuser Continuous dimming 	1 Style number 2 Paint color number for fixture and stanchions: 4231 Arctic White 4710 Low Gloss Black 4799 Platinum Metallic

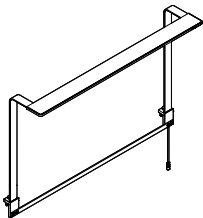
Related Products
<ul style="list-style-type: none"> c:scape desk FrameOne bench SOTO rail Impact Technology zone integral rail Worksurfaces and freestanding desks Campfire big table
▶ See <i>c:scape Specification Guide</i> . ▶ See <i>Benching Specification Guide</i> . ▶ See <i>Steelcase Worktools Specification Guide</i> . ▶ See page 349. ▶ See <i>Elective Elements Specification Guide</i> . ▶ See <i>Answer Specification Guide</i> . ▶ See <i>turnstone Specification Guide</i> .

Specification Information

Dimensions	Lamp	Style	U.S.
D W H	Wattage	Number	Price
:	:	:	:

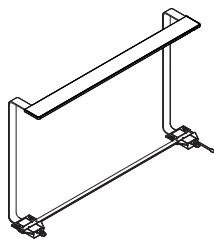
Rail-Mounted LED Personal Task Light

6"	30"	17"	14 watts	LPTL30	\$605
:	:	:	:	:	:



Non Rail-Mounted LED Personal Task Light

6"	30"	17"	14 watts	LPTL30NR	\$605
:	:	:	:	:	:



Tip: Non rail-mounted LED personal task lights will not work on worksurfaces with knife edge that is longer than 1 1/4", or with modesty panels or modesty screens closer than 6" from the back edge.



For Canadian Pricing

Multiply U.S. Price by the Canadian price factor.

▶ See page 1 for details.

Surface Materials

Surface Materials	570
Veneer Cut Guidelines	574
Color Availability Matrices	576
Wood Grain Directions	584
Walden Open Line Laminate Edge	585
Specification Guidelines for Vertical Fabric Applications	586

Surface Materials

This listing includes all the surface material choices that are available for the products in this specification guide.

Resources

For more information about surface materials, refer to the following resources:

Additional surface materials specification tools are available to assist you in the specification process—the Surface Materials Binders.

The global surface materials palette is a core collection of finishes that is available across multiple geographies (Americas/EMEA – Europe, Middle East, and Africa/APAC – Asia Pacific) and on global product lines, where applicable. For a list of finishes included in the offering, see the Surface Materials Reference Manual. Additional details, like product approvals by geography and finish number conversions, can also be found in the Surface Materials Reference Manual or see steelcase.com/surface-materials.

Surface Materials Binders include:

- Surface Materials Reference Manual
- A complete set of swatch cards for hard surfaces, vertical surface fabrics, and seating upholstery

Wood

► See *Wood Color Availability Matrix* on page 576 for color availability by product line.

Steelcase carefully selects veneer and solid wood for consistent color and grain structure. Wood is a natural material and variations will occur in color, grain and texture. These variations are part of the inherent natural beauty of wood and are not considered defects.

Forest Stewardship Council (FSC) certified wood (veneer and core) is available on most Steelcase wood products through the Specials RFQ process.

All wood products will darken with age and exposure to ultraviolet light. This is especially apparent with cherry and maple veneer. We recommend that desk accessories be rearranged periodically to ensure even aging of wood surfaces.

When storing your wood furniture, please follow the following guidelines:

- Do not store products in trailers
- Store products in areas that simulate office temperatures (60°F to 90°F)
- Store products in areas that maintain constant, office-like humidity levels
- Keep product away from light. Cover products to make sure they are not exposed to light.

Ⓔ = Established

Steelcase Surfaces

Veneer

Veneers are matched for proper balance and consistency. Veneers are available on quarter cut, except for Oak, which is rift cut.

► Refer to the *Veneer Cut Guidelines* on page 574 for descriptions of each cut.

Open-pore finish is a medium gloss finish that leaves the wood grain texture visible to the eye and distinguishable to the touch.

► See *Surface Materials Reference Manual* for a listing of available veneers for Victor2.

Flat-cut open-pore finish choices

- 3062 FC/OP Graphite Walnut
- 3402 FC/OP Clear Cherry (Aged)
- 3412 FC/OP Natural Cherry Ⓔ
- 3422 FC/OP Medium Cherry
- 3522 FC/OP Clear Maple*
- 3572 FC/OP Amber on Maple Ⓔ
- 3592 FC/OP Blonde on Maple
- 3702 FC/OP Clear Walnut
- 3712 FC/OP Natural Walnut
- 3722 FC/OP Dark Mahogany on Walnut
- 3752 FC/OP Medium Walnut
- 3762 FC/OP Dark Walnut
- 3772 FC/OP Medium Mahogany on Walnut

Quarter-cut open-pore finish choices

- 3042 QC/OP Ash*
- 3222 QC/OP Clear Maple*
- 3272 QC/OP Amber on Maple Ⓔ
- 3292 QC/OP Blonde on Maple
- 3302 QC/OP Clear Walnut
- 3312 QC/OP Natural Walnut
- 3322 QC/OP Dark Mahogany on Walnut
- 3352 QC/OP Medium Walnut
- 3362 QC/OP Dark Walnut
- 3372 QC/OP Medium Mahogany on Walnut
- 3382 QC/OP Graphite Walnut

Rift-cut open-pore finish choices

- 3602 RC/OP Desert Oak
- 3612 RC/OP Warm Oak Ⓔ
- 3692 RC/OP Espresso Oak

Full-fill finish is a medium-gloss finish that completely fills the grain texture, yet allows the grain pattern to be seen. The wood has a lustrous, satiny look, and it is smooth to the touch. This finish is available on the wood worksurface or top only. *Tip: For ease of specification, full-fill finish codes can be selected on other veneer components being used in settings with full-fill veneer worksurfaces. The other components will not have the final fill coat applied, but the finish color will be consistent with the full-fill worksurfaces.*

Flat-cut full-fill finish choices

- 3064 FC/FF Graphite Walnut
- 3404 FC/FF Clear Cherry (Aged)
- 3414 FC/FF Natural Cherry Ⓔ
- 3424 FC/FF Medium Cherry
- 3524 FC/FF Clear Maple*
- 3544 FC/FF Blonde on Maple
- 3574 FC/FF Amber on Maple Ⓔ
- 3704 FC/FF Clear Walnut
- 3714 FC/FF Natural Walnut
- 3724 FC/FF Dark Mahogany on Walnut
- 3754 FC/FF Medium Walnut
- 3764 FC/FF Dark Walnut
- 3774 FC/FF Medium Mahogany on Walnut

Quarter-cut full-fill finish choices

- 3224 QC/FF Clear Maple*
- 3274 QC/FF Amber on Maple Ⓔ
- 3294 QC/FF Blonde on Maple
- 3304 QC/FF Clear Walnut
- 3314 QC/FF Natural Walnut
- 3324 QC/FF Dark Mahogany on Walnut
- 3354 QC/FF Medium Walnut
- 3364 QC/FF Dark Walnut
- 3374 QC/FF Medium Mahogany on Walnut
- 3384 QC/FF Graphite Walnut

Rift-cut full-fill finish choices

- 3604 RC/FF Desert Oak
- 3614 RC/FF Warm Oak Ⓔ
- 3694 RC/FF Espresso Oak

**To ensure an understanding of the color ranges and characteristic variations of natural veneer, a sign-off sheet is required prior to orders being accepted for this clear-coat finish. The sign-off sheet is available through Steelcase advertising stock. Please use form number 09-0000756 for 3042, form number 05-0001370 for 3222 and 3224.*

Premium Veneers

A selection of Premium veneers in this collection are available on most Steelcase brand products. The collection will be available as close to standard leadtimes as possible. However, because adequate supplies of veneer and solids must be secured, all orders will be scheduled individually. Leadtimes will vary based on Premium veneer and Premium solids availability at the time the order is placed. The collection is Graded-In as Wood Group 2 and Wood Group 3, and supported like standard veneers to make ordering easy. Please see the Steelcase surface materials section on village.steelcase.com for sample information and product line availability. All premium veneers are in clear-coat.

Quarter-cut open-pore finish choices Wood Group 2

- 3032 QC/OP Dark Thin Line Bamboo
- 3052 QC/OP Ribbon Sapele

Wood Group 3

- 3832 QC/OP Figured Anegre
- 3842 QC/OP Figured Makore

Tip: Full-fill finish is not available on premium veneers as a standard.

**To ensure an understanding of the color ranges and characteristic variations of natural veneer, a sign-off sheet is required prior to orders being accepted for this clear-coat finish. The sign-off sheet is available through Steelcase advertising stock. Please use form number 09-0000755 for 3032, form number 09-0000757 for 3052, form number 09-0000758 for 3832, and form number 09-0000759 for 3842.*

Select Surfaces

For information on products within Select Surfaces, including accent paints and fabrics from Designtex, Gabriel, Kvadrat, and Pollack, please refer to the *Surface Materials Reference Manual* or visit steelcase.com/surface-materials under the Select Surface section.

Composite Veneer

Composite veneers are an engineered wood intended to create specific grain patterns and characteristics. They are pre-stained and finished with Steelcase's Clarity water-borne UV topcoat, which protects the environment while providing durability and clarity. Only open-pore finishes are available on composite wood. Composite veneer and matching edge bands are available on most Steelcase brand products. Composites, for use as a solid nosing substitute, are not available. Steelcase does not recommend mixing composite veneers with natural solid nosings because composite and natural wood grain and color matching are rarely compatible. Composite veneers are Graded-In as Wood Group 1 pricing.

Tip: Known for their color consistency, composite veneers feature a clear coat finish. Because the veneers are sourced in large lots, overall color within a specific purchase order should have minimal color inconsistency. However, composite customers should know that colors may vary slightly from dye lot to dye lot. This inconsistency may be noticed when replacement pieces are ordered that may be from different dye lots, or when a new project phase is installed. Also note that composite veneers tend to fade and lighten over time, especially with sun exposure.

Flat-cut open-pore finish choices

3JDX FC/OP Oak Composite
3JFX FC/OP Maple Composite
3JHX FC/OP Cherry Composite
3JJX FC/OP Walnut Composite

Quarter-cut open-pore finish choices

3F8X QC/OP European Walnut Composite
3GAX QC/OP Gold Teak Composite
3GFX QC/OP Rosewood Composite
3GGX QC/OP Zebrano Composite
3HGX QC/OP Oak Composite
3HVX QC/OP Walnut Composite
3JEX QC/OP Maple Composite
3JGX QC/OP Cherry Composite

Tip: Composite veneers are not available on tapered edge worksurfaces on Impact style numbers.

Tip: Be conscious if mixing the flat cut and the quarter cut in composites, as there may be large variation in color.

Natural Veneer

Natural veneer is available in the Select Surfaces offering. Natural veneer may have extended leadtimes. Place your order as you normally would for any other finish, calling out the appropriate finish code. Natural veneers are Graded-In as Wood Group 1 pricing.

The following finishes are available through the natural veneer offering:

Ⓜ = Established

Flat-cut open-pore finish choices

35A2 FC/OP Blanch Maple
37A2 FC/OP Thunder Walnut

Quarter-cut open-pore finish choices

32A2 QC/OP Blanch Maple
33A2 QC/OP Thunder Walnut

Rift-cut open-pore finish choices

36A2 RC/OP Volcanic Oak

Planked Veneer

Planked veneer is available in the Select Surfaces offering. Planked veneer may have extended leadtimes. Place your order as you normally would for any other finish, calling out the appropriate finish code.

The following finishes are available through the planked veneer offering:

Wood Group 1

3P61 OP Planked Oak
3P71 OP Planked Walnut

Tip: Known for its uniqueness, planked veneer has intentional and natural variations that include, but are not limited to: character marks, grain pattern, color, and natural color aging.

Custom Surfaces

Customiz stain is a service that allows you to create your own stain colors and finishes on standard veneer. Customiz stain color is available on all product lines that offer wood veneer.

A \$500 stain-matching fee applies on CUSTOMIZ requests (Exception: The \$500 fee does not apply on matches to Coalesse standard finishes or for a low-gloss finish request on a standard color). The \$500 fee covers the cost of formulating the Customiz color finish and applies regardless of whether or not an order for product is placed.

In addition, an approval form must be signed to indicate customer acceptance of Customiz match. A \$1,500 initiation fee will be charged prior to first order entry. This initiation fee activates the finish for unlimited use on any Steelcase product for an 18 month time period. After the 18 month time period has lapsed, the Customiz finish may be reactivated for another 18 months for a \$1,000 fee at any point within five years after the \$1,500 initiation fee was paid. If the finish is not reactivated within five years after the \$1,500 initiation fee was paid, the finish will be culled and the customer will need to pay the \$1,500 initiation fee again. All style number related Customiz charges products are no cost as of April 2014. The matching and initiation fees are not discountable.

Customiz stain takes 10 days to formulate. Consult the *Surface Materials Reference Manual* for more information. Custom veneers are also available and must be quoted by Steelcase specials group. Customiz stain on custom veneers takes 2 to 4 weeks to formulate.

Requirements and information on ordering a Customiz stain color are found in the *Surface Materials Reference Manual*.

Laminate

▶ See *Surface Materials Reference Manual* for a listing of available laminates for Victor2.

▶ See *Laminate Color Availability Matrix* on page 579 for color availability by product line.

Steelcase Surfaces

High-Pressure Laminate

Fiber Laminate

2850 Vanadium Fiber
2851 Rhyme Fiber Ⓜ
2852 Tungsten Fiber
2854 Vellum Fiber
2859 Novell Fiber
2860 Granite Fiber
2861 Coconut Fiber
2862 Stucco Fiber

Metallic Laminate

2503 Brushed Silver

Micro Laminate

2920 Marl Micro
2921 Gypsum Micro
2922 Clay Micro
2923 Shadow Micro Ⓜ

Patina Laminate

2870 Blonde Bronze Patina
2871 Blackened Bronze Patina
2873 Instant Iron Patina

Solid Laminate

2722 Cream Ⓜ
2730 Arctic White
2746 Black
2759 Warm White Ⓜ
2811 Mist Ⓜ
2883 Seagull
2884 Milk
2885 Dune
2HMG Merle

Speckle Laminate

2820 Coffee Speckle
2822 Woodrose Speckle Ⓜ
2823 Driftwood Speckle
2824 Smoke Speckle
2825 Vanadium Speckle

Tip: Some wood veneer finishes and woodgrain laminates share the same name. Because of the difference in materials, veneers and laminates of the same name are not an exact match but do coordinate with each other.

Woodgrain Laminate

- 2406 Clear Cherry
- 2409 Clear Maple
- 2410 Graphite Walnut*
- 2412 Natural Cherry
- 2422 Medium Cherry
- 2511 Winter on Maple
- 2538 Clear Walnut
- 2539 Warm Oak **E**
- 2592 Blonde on Maple
- 2714 Natural Walnut
- 2772 Medium Mahogany on Walnut **E**

- 2HAK Clear Oak
- 2HAN Ash Noce
- 2HAT Acacia
- 2HAW Ash Wenge
- 2HBN Bisque Noce
- 2HBW Bisque Wenge
- 2HCN Clay Noce
- 2HCW Clay Wenge
- 2HSN Storm Noce
- 2HSW Storm Wenge

* When blending laminate and veneer on the same unit, the Graphite Walnut laminate is Quarter Cut and matches Quarter Cut Graphite Walnut veneer.

Turnstone Laminate Collection

A selection of laminates and edge bands in this collection are available on Steelcase brand products. This collection is available with standard leadtimes and supported like standard laminates to help make ordering easy. Please see the turnstone section of village.steelcase.com for swatching information

- 2535 Virginia Walnut
- 2536 Blackwood
- 2612 Marble Maple
- 2614 Chocolate Walnut
- 2615 Marble Cherry

Select Surfaces

High-Pressure Laminate

Textured Woodgrain Laminate

- 2TH2 Fawn Cypress
- 2TH3 Weathered Char
- 2TH4 Saddle Oak
- 2TH5 Veranda Teak
- 2TH6 Persian Cherry
- 2TH7 Walnut Heights

Steelcase Surfaces

Low-Pressure Laminate

Fiber Laminate

- 2L50 Vanadium Fiber LPL
- 2L52 Tungsten Fiber LPL

E = Established

Metallic Laminate

- 2L03 Brushed Silver LPL

Solid Laminate

- 247L Black V2 LPL
- 275L Warm White LPL **E**
- 2L30 Arctic White LPL
- 2L83 Seagull LPL
- 2L84 Milk LPL
- 2L85 Dune LPL
- 2LMG Merle LPL

Woodgrain Laminate

- 246L Mahogany LPL
- 24L0 Graphite Walnut LPL
- 25L1 Winter on Maple LPL
- 25L5 Virginia Walnut LPL
- 25L6 Blackwood LPL
- 25L8 Clear Walnut LPL
- 25L9 Warm Oak LPL **E**
- 262L Marbled Maple LPL
- 264L Chocolate Walnut LPL

- 265L Marbled Maple LPL
- 267L Marbled Cherry V2 LPL
- 26L1 Natural Cherry V2 LPL

- 2L09 Clear Maple LPL
- 2LAK Clear Oak LPL
- 2LAN Ash Noce LPL
- 2LAT Acacia LPL
- 2LAW Ash Wenge LPL
- 2LBN Bisque Noce LPL
- 2LBW Bisque Wenge LPL
- 2LCN Clay Noce LPL
- 2LCW Clay Wenge LPL
- 2LSN Storm Noce LPL
- 2LSW Storm Wenge LPL

Custom Surfaces

Open Line Laminate (OLL)

This service allows you to order non-standard laminate at an additional processing fee of \$69 U.S. per worksurface or top, plus the cost of the laminate.

When processing orders for Open Line laminate, specify 2900 in the laminate finish field and enter the OLL manufacturer information. Specify appropriate 2K finish number for the edge finish.

Tip: Standard laminates being used in the Open Line Laminate Program to obtain a different edge detail will be charged the Open Line laminate upcharge; however, no additional charges for the laminate will be applied.

Laminate Approval and Material Requirements

To confirm whether a particular laminate has already been tested for use on a specific Steelcase product or to determine material square foot requirements:

- Visit www.steelcase.com

For additional information, refer to the *Steelcase Surface Materials Reference Manual*.

Paint

► See *Surface Materials Reference Manual* for a listing of available paints for Victor2.

Steelcase Surfaces

Applies to:

- Lighting

Price Group 1

Smooth Paint

- 4242 Milk

Textured Paint

- 7207 Black
- 7225 Sand
- 7236 Fog **E**
- 7237 Slate **E**
- 7238 Fieldstone
- 7241 Arctic White
- 7243 Seagull
- 7278 Dark Bronze
- 7360 Merle

Price Group 2

Smooth Metallic Paint

- 4728 Nickel Metallic
- 4743 Mineral Metallic
- 4744 Pearl Metallic
- 4750 Champagne Metallic
- 4752 Steel Metallic **E**
- 4788 Gold Dust Metallic **E**
- 4798 Sterling Metallic
- 4799 Platinum Metallic

Textured Metallic Paint

- 7245 Carbon Metallic
- 7246 Midnight Metallic

► See *Plated and Painted Metal Color Availability Matrix* on page 582 for color availability by product line.

- 0835 Black **E**
- 4798 Sterling Metallic
- 4799 Platinum Metallic
- 7207 Black Textured

Select Surfaces

Price Group 3

Accent paint

Accent paints allow you to choose from a pre-matched color palette of trend driven colors that are available without the PerfectMatch registration fee. Refer to the *Surface Materials Reference Manual* for more information about this program.

Custom Surfaces

Price Group 3

PerfectMatch

PerfectMatch is a service that allows you to create your own paint color. Refer to the *Surface Materials Reference Manual* for more information about this program.

Plastic

Steelcase Surfaces

- 6000 Black

Applies to:

- Currency
- 6000 Black
- 6001 Coffee
- 6009 Arctic White
- 6034 Natural Cherry
- 6036 Medium Cherry
- 6037 Winter on Maple
- 6038 Blonde on Maple
- 6041 Natural Walnut
- 6045 Medium Mahogany on Walnut

- 6052 Milk
- 6053 Seagull
- 6213 Acacia
- 6219 Clear Oak
- 6231 Graphite Walnut*
- 6234 Clear Cherry
- 6237 Clear Maple*
- 6242 Virginia Walnut
- 6243 Blackwood
- 6245 Clear Walnut
- 6246 Warm Oak
- 6249 Platinum Solid
- 6271 Plywood
- 6527 Merle
- 6615 Grey V5
- 6619 Ice
- 6631 Cream
- 6635 Dawn
- 6636 Mist
- 6654 Sand
- 6655 Warm White
- 6676 Marbled Maple
- 6677 Chocolate Walnut
- 6678 Marbled Cherry
- 6689 Brushed Silver **E**
- 6694 Slate
- 6695 Midnight
- 6697 Fog
- 6698 Fieldstone
- 6703 Ash Wenge
- 6704 Storm Wenge
- 6705 Bisque Wenge
- 6706 Clay Wenge
- 6707 Ash Noce
- 6708 Bisque Noce
- 6709 Clay Noce
- 6710 Storm Noce

* Not available on Low-Pressure Laminate

Plated Metal**Steelcase Surfaces**

► See *Plated and Painted Metal Color Availability Matrix* on page 582 for color availability by product line.

8042 Brushed Aluminum
8046 Polished Aluminum
9201 Polished Chrome
9211 Nickel
9212 Silver
9214 Antique Pewter
9230 Antique Bronze
9250 Ember Chrome

Solid Surface**Steelcase Surfaces**

Applies to:

- Technology cover for Impact and Convence

Dupont Corian

2970 Cameo White
2971 Nocturne Black

Leather**Steelcase Surfaces**

Applies to:

- Impact Tech Center Worksurface
- L107 Black

Vertical Surface Fabric

► See *Surface Materials Reference Manual* for a listing of available fabrics for Divisio side screen.

Applies to:

- Tackboards

Steelcase Surfaces**Price Group 1****Abacus**

P122 Entasis
P123 Portico
P124 Opus
P125 Cusp
P126 Artifact
P129 Atlas

Alloy

P525 Polar
P526 Skim
P527 Bubbly
P528 Tern
P529 Shore
P530 Asti
P531 Silver
P532 Oxide
P533 Element
P534 Construct
P535 Currency
P536 Iron

Boccie

P200 New Rice
P201 New Almond
P202 New Nutmeg
P203 New Camel
P204 New Opal
P205 New Mist
P206 New Plum
P207 New Lichen
P208 New Spearmint
P209 New Sky

Buzz2

5F01 Camel **E**
5F03 Tomato
5F04 Red **E**
5F05 Burgundy
5F06 Sky **E**
5F07 Blue
5F08 Navy
5F10 Grape **E**
5F11 Eggplant **E**
5F15 Stone
5F16 Grey
5F17 Black
5G50 Dunegrass
5G51 Sable
5G52 Barley
5G53 Sunrise
5G54 Carrot
5G55 Pumpkin
5G56 Timber
5G57 Rouge
5G58 Chocolate
5G59 Meadow
5G60 Ivy
5G61 Cyan
5G62 Atlantic
5G63 Crocus
5G64 Alpine
5G65 Tornado

Charm

P505 Shell
P506 Mimosa
P507 Birch
P508 Sparkle
P509 Ginkgo
P510 Debut
P511 Clover
P512 Spicy
P513 Twilight

Embrasure

P140 Colonnade
P141 Rotunda
P143 Baluster

Lapel

P409 Cement
P410 Pebble
P411 Beech
P412 Dune
P413 Grain
P414 Sprout
P415 Misty Blue
P416 Maple
P417 Slate

Optic

P540 Hazel
P541 Twinkle
P542 Orion
P543 Seaglass
P544 Shine
P545 Halo
P546 Whiskey
P547 Bath
P548 Whisper
P549 Breezy
P550 Wry
P551 Glimmer

Pianista

P420 Sand
P421 Mist
P422 Rain
P423 Natural
P424 Café
P425 Denim
P426 Carbon
P427 Stone
P428 Flax
P429 Oat
P430 Wheat
P431 Maize

Rhythm

P555 Allegro
P556 Tempo
P557 Refrain
P558 Pitch
P559 Harmony
P560 Melody
P561 Stanza
P562 Opus

Tinsel

P516 Lit
P517 Ego
P518 Fizz
P519 Muse
P520 Depth
P521 Bliss
P522 Grow
P523 Dolce

Price Group 2**Amiranté**

5664 Mink
5665 Ivory
5666 Silver Frost
5677 Moonglo
5679 Woodbine

Ashanti Reverse

5654 Quince

Bariolage

G200 New Etude
G201 New Andante
G202 New Cantata
G203 New Adagio
G204 New Melody
G205 New Ballata
G206 New Sonata

Bouquet

P165 Hosta
P166 Dundee
P169 Argenta
P170 Hoya
P173 Camomile

Flip: Orbit

5F85 Mud Pie
5F86 Hummus
5F87 Petoskey
5F88 Pluto
5F89 Papyrus
5F91 Blizzard
5F92 Briquette

Flip: Plain Jane

5F70 Mud Pie
5F71 Hummus
5F72 Petoskey
5F73 Pluto
5F74 Papyrus
5F94 Blizzard
5F95 Briquette

Flip: TexHex

5F75 Mud Pie
5F76 Hummus
5F77 Petoskey
5F78 Pluto
5F79 Papyrus
5F97 Blizzard
5F98 Briquette

Fresco

G001 Sandrift
G002 Mistiblu
G003 Faon
G006 Chamoline
G007 Grapenut
G017 Flint

Latch

P600 Seashell
P601 Clam
P602 Eggshell
P603 Zen
P604 Cool Gray
P605 Armor
P606 Sentinel
P607 Rye
P608 Billow
P609 Nimbus

Milano

N002 Delft
N003 Woodland
N004 Sunshadow
N005 Olivine
N012 Teakwood

Regatta

5335 Warm Brown V1
5338 Tan V1

Price Group 3**Billiard Multi-Use by Designtex**

5H10 Bone
5H11 Poppy
5H12 Tangelo
5H13 Citron
5H14 Avocado
5H15 Hunter
5H16 Indigo
5H17 Mallard
5H18 Teak
5H19 Cumulus
5H20 Pewter
5H21 Gunmetal
5H22 Ink

Select Surfaces

For information on products within Select Surfaces, including accent paints and fabrics from Designtex, Gabriel, Kvadrat, and Pollack, please refer to the *Surface Materials Reference Manual* or visit steelcase.com/surface-materials under the Select Surfaces section.

Custom Surfaces**Price Group COM (Customer's Own Material)****Fabric Approval and Yardage**

To confirm whether a particular COM material has already been tested for use on a specific Steelcase product or to determine actual yardage requirements:

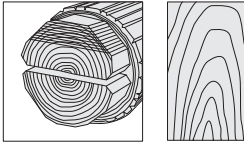
- Visit www.steelcase.com

For additional information regarding Customer's Own Material, call 1.888.STEELCASE (1.888.783.3522) or send an e-mail to lineone@steelcase.com.**Seating Upholstery**

► See *Surface Materials Reference Manual* for a listing of available fabrics for Divisio side screen.

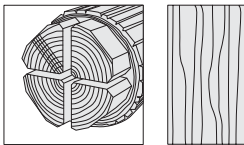
E = Established

Veneer Cut Guidelines



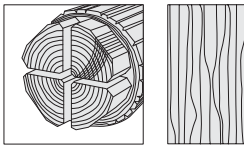
Flat Cut

Veneer is cut parallel to the flat side of the cant at a tangent to the growth rings of the tree. This produces a cathedral or oval pattern. On average, there is a 6-8" wide leaf width. On an 18" wide surface, there will likely be three leaves showing a repeated pattern.



Quarter Cut

Veneer is cut from quarter sections of the log which are produced by cutting each cant in half. Cutting lines are at an angle of approximately 90 degrees to the growth rings at the center of the quarter. This produces a straight grain or ribbon pattern. On average, leaves are 2½-4" wide.



Rift Cut

This veneer cut is specifically for oak. Cutting lines are an arc approximately perpendicular to the growth rings. This produces a comb-like straight grain or ribbon pattern. On average, leaves are 2½-4" wide.

Color Availability Matrices

Wood

Available wood color choices are indicated in this matrix for each Steelcase Wood Furniture product.

► Refer to page 574 for the Veneer Cut Guidelines.

Flat Cut

Cherry

	Fill Level	Walden	Garland	Impact	Convener
3402 FC/OP Clear Cherry (Aged)	OP	■	■	■	■
3404 FC/FF Clear Cherry (Aged)	FF	□	■	□	□
3412 FC/OP Natural Cherry	OP	■	■	■	■
3414 FC/FF Natural Cherry	FF	□	■	□	□
3422 FC/OP Medium Cherry	OP	■	■	■	■
3424 FC/FF Medium Cherry	FF	□	■	□	□

Maple

3522 FC/OP Clear Maple*	OP	■	■	■	■
3524 FC/FF Clear Maple*	FF	□	■	□	□
3572 FC/OP Amber on Maple E	FF	□	■	□	□
3574 FC/OP Amber on Maple E	OP	■	■	■	■
3592 FC/OP Blonde on Maple	FF	□	■	□	□
3424 FC/FF Medium Cherry	OP	■	■	■	■

Walnut

3062 FC/OP Graphite Walnut	OP	■	■	■	■
3064 FC/FF Graphite Walnut	FF	□	■	□	□
3702 FC/OP Clear Walnut	OP	■	■	■	■
3704 FC/FF Clear Walnut	FF	□	■	□	□
3712 FC/OP Natural Walnut	OP	■	■	■	■
3714 FC/FF Natural Walnut	FF	□	■	□	□
3722 FC/OP Dark Mahogany on Walnut	OP	■	■	■	■
3724 FC/FF Dark Mahogany on Walnut	FF	□	■	□	□
3752 FC/OP Medium Walnut	OP	■	■	■	■
3754 FC/FF Medium Walnut	FF	□	■	□	□
3762 FC/OP Dark Walnut	OP	■	■	■	■
3764 FC/FF Dark Walnut	FF	□	■	□	□
3772 FC/OP Medium Mahogany on Walnut	OP	■	■	■	■
3774 FC/FF Medium Mahogany on Walnut	FF	□	■	□	□

Quarter Cut

Ash

3042 QC/OP Ash*	OP	■	■	■	■
-----------------	----	---	---	---	---

Maple

3222 QC/OP Clear Maple*	OP	■	■	■	■
3224 QC/FF Clear Maple*	FF	□	■	□	□
3272 QC/OP Amber on Maple E	OP	■	■	■	■
3274 QC/FF Amber on Maple E	FF	□	■	□	□
3292 QC/OP Blonde on Maple	OP	■	■	■	■
3294 QC/FF Blonde on Maple	FF	□	■	□	□

Legend

- = Not available
- = Available
- = Available with exceptions
- E** = Established

Fill Level Key

FF = Full fill
OP = Open pore
► For a description of fill level, see *Surface Materials Reference Manual*.

*To ensure an understanding of the color ranges and characteristic variations of natural veneer, a sign-off sheet is required prior to orders being accepted for this clear-coat finish. The sign-off sheet is available through Steelcase advertising stock. Form number 05-0001370.

► Continued on next page

Wood, continued from previous page

Available wood color choices are indicated in this matrix for each Steelcase Wood Furniture product.

	Fill Level	Walden	Garland	Impact	Convene
Quarter Cut, continued					
Walnut					
3302 QC/OP Clear Walnut	OP	■	■	■	■
3304 QC/FF Clear Walnut	FF	□	■	□	□
3312 QC/OP Natural Walnut	OP	■	■	■	■
3314 QC/FF Natural Walnut	FF	□	■	□	□
3322 QC/OP Dark Mahogany on Walnut	OP	■	■	■	■
3324 QC/FF Dark Mahogany on Walnut	FF	□	■	□	□
3352 QC/OP Medium Walnut	OP	■	■	■	■
3354 QC/FF Medium Walnut	FF	□	■	□	□
3362 QC/OP Dark Walnut	OP	■	■	■	■
3364 QC/FF Dark Walnut	FF	□	■	□	□
3372 QC/OP Medium Mahogany on Walnut	OP	■	■	■	■
3374 QC/FF Medium Mahogany on Walnut	FF	□	■	□	□
3382 QC/OP Graphite Walnut	OP	■	■	■	■
3384 QC/FF Graphite Walnut	FF	□	■	□	□
Rift Cut					
Oak					
3602 RC/OP Desert Oak	OP	■	■	■	■
3604 RC/FF Desert Oak	FF	□	■	□	□
3612 RC/OP Warm Oak E	OP	■	■	■	■
3614 RC/FF Warm Oak E	FF	□	■	□	□
3692 RC/OP Espresso Oak	OP	■	■	■	■
3694 RC/FF Espresso Oak	FF	□	■	□	□
Premium Wood*					
Wood Group 2					
3032 QC/OP Dark Thin Line Bamboo	OP	■	■	■	■
3052 QC/OP Ribbon Sapele	OP	■	■	■	■
Wood Group 3					
3832 QC/OP Figured Anegre	OP	■	■	■	■
3842 QC/OP Figured Makore	OP	■	■	■	■
Select Surfaces					
Composite Veneers					
Wood Group 1					
3F8X QC/OP European Walnut Composite	OP	•	•	□	•
3GAX QC/OP Gold Teak Composite	FF	•	•	□	•
3GFX QC/OP Rosewood Composite	OP	•	•	□	•
3GGX QC/OP Zebrano Composite	FF	•	•	□	•
3HGX QC/OP Oak Composite	FF	•	•	□	•
3H VX QC/OP Walnut Composite	OP	•	•	□	•
3JDX FC/OP Oak Composite	FF	•	•	□	•
3JEX QC/OP Maple Composite	OP	•	•	□	•
3JFX FC/OP Maple Composite	FF	•	•	□	•
3JGX QC/OP Cherry Composite	OP	•	•	□	•
3JHX FC/OP Cherry Composite	FF	•	•	□	•
3JJX FC/OP Walnut Composite	OP	•	•	□	•

▶ Continued on next page

Legend

- = Not available
- = Available
- = Available with exceptions
- E** = Established

Fill Level Key

FF = Full fill
 OP = Open pore
 ▶ For a description of fill level, see *Surface Materials Reference Manual*.

Tip: Full-fill finish is not available on Premium veneers as a standard.

**To ensure an understanding of the color ranges and characteristic variations of natural veneer, a sign-off sheet is required prior to orders being accepted for this clear-coat finish. The sign-off sheet is available through Steelcase advertising stock. Please use form number 05-0001370 for 3222 and 3224; form number 09-0000755 for 3032; form number 09-0000756 for 3042; form number 09-0000757 for 3052; form number 09-0000758 for 3832; and form number 09-0000759 for 3842.*

▶ Refer to page 574 for the *Veneer Cut Guidelines*.

Wood, continued from previous page

Available wood color choices are indicated in this matrix for each Steelcase Wood Furniture product.

	Fill Level	Walden	Garland	Impact	Convener
Select Surfaces Veneers					
Planked Veneer					
Wood Group 1					
3P61 Planked Oak	OP	■	■	■	■
3P71 Planked Walnut	OP	■	■	■	■
Natural Veneer					
Wood Group 1					
32A2 QC/OP Blanch Maple	OP	■	■	■	■
33A2 QC/OP Thunder Walnut	OP	■	■	■	■
35A2 FC/OP Blanch Maple	OP	■	■	■	■
36A2 RC/OP Volcanic Oak	OP	■	■	■	■
37A2 FC/OP Thunder Walnut	OP	■	■	■	■

Legend

- = Not available
- = Available
- = Available with exceptions
- Ⓢ = Established

Fill Level Key

FF = Full fill
 OP = Open pore
 ▶ For a description of fill level, see *Surface Materials Reference Manual*.

**To ensure an understanding of the color ranges and characteristic variations of natural veneer, a sign-off sheet is required prior to orders being accepted for this clear-coat finish. The sign-off sheet is available through Steelcase advertising stock. Form number 05-0001370.*

Laminate

Available laminate color choices are indicated in this matrix for each Steelcase Wood Furniture product.

	Convene	Currency	Elective Elements	FlexFrame	Garland	Payback	Victor2	Walden
High-Pressure Laminates (HPL)								
Fiber Laminates								
2850 Vanadium Fiber	■	■	■	■	•	•	■	•
2851 Rhyme Fiber E	■	•	■	■	•	•	■	•
2852 Tungsten Fiber	■	■	■	■	•	•	■	•
2854 Vellum Fiber	■	•	■	■	•	•	■	•
2859 Novell Fiber	■	•	■	■	•	•	■	•
2860 Granite Fiber	■	•	■	■	•	•	■	•
2861 Coconut Fiber	■	•	■	■	•	•	■	•
2862 Stucco Fiber	■	•	■	■	•	•	■	•
Micro Laminates								
2920 Marl Micro	■	•	■	■	•	•	■	•
2921 Gypsum Micro	■	•	■	■	•	•	■	•
2922 Clay Micro	■	•	■	■	•	•	■	•
2923 Shadow Micro E	■	•	■	■	•	•	■	•
Patina Laminates								
2870 Blonde Bronze Patina	■	•	■	■	•	•	■	•
2871 Blackened Bronze Patina	■	•	■	■	•	•	■	•
2873 Instant Iron Patina	■	•	■	■	•	•	■	•
Solid Laminates								
2722 Cream E	■	•	■	■	•	•	■	■
2730 Arctic White	■	■	■	■	•	•	■	■
2746 Black	■	■	■	■	•	•	■	■
2759 Warm White E	■	•	■	■	•	•	■	■
2811 Mist E	■	•	■	■	•	•	■	■
2883 Seagull E	■	■	■	■	•	•	■	■
2884 Milk	■	■	■	■	•	•	■	■
2885 Dune	■	■	■	■	•	•	■	■
2HMG Merle E	•	■	■	■	•	•	■	■
Speckle Laminates								
2820 Coffee Speckle	■	•	■	■	•	•	■	•
2822 Woodrose Speckle E	■	•	■	■	•	•	■	•
2823 Driftwood Speckle	■	•	■	■	•	•	■	•
2824 Smoke Speckle	■	•	■	■	•	•	■	•
2825 Vanadium Speckle	■	•	■	■	•	•	■	•















Legend

- = Not available
- = Available
- = Available with exceptions
- E** = Established
- E** = This finish is part of the global surface materials palette. Geographical differences, by product line, may apply.

**Applies only to worksurfaces on Currency HPL style numbers.*



► Continued on next page

Laminate, continued from previous page

	Convene	Currency	Elective Elements	FlexFrame	Garland	Payback	Victor2	Walden
High-Pressure Laminates (HPL)								
Woodgrain Laminates								
2406 Clear Cherry	■	•	■	■	•	•	■	■
2409 Clear Maple 	■	■	■	■	•	•	■	■
2410 Graphite Walnut	■	•	■	■	•	•	■	■
2412 Natural Cherry	■	■	■	■	•	•	■	■
2422 Medium Cherry	■	•	■	■	•	•	■	■
2511 Winter on Maple	■	■	■	■	•	•	■	■
2538 Clear Walnut 	■	■	■	■	•	•	■	■
2539 Warm Oak 	■	■	■	■	•	•	■	■
2592 Blonde on Maple	■	•	■	■	•	•	■	■
2714 Natural Walnut	■	•	■	■	•	•	■	■
2772 Med Mahogany on Walnut 	■	•	■	■	•	•	■	■
2HAK Clear Oak 	■	■	■	■	•	•	■	■
2HAN Ash Noce 	■	■	■	■	•	•	■	■
2HAT Acacia 	■	■	■	■	•	•	■	■
2HAW Ash Wenge 	■	■	■	■	•	•	■	■
2HBN Bisque Noce 	■	■	■	■	•	•	■	■
2HBW Bisque Wenge 	■	■	■	■	•	•	■	■
2HCN Clay Noce 	■	■	■	■	•	•	■	■
2HCW Clay Wenge 	■	■	■	■	•	•	■	■
2HSN Storm Noce 	■	■	■	■	•	•	■	■
2HSW Storm Wenge 	■	■	■	■	•	•	■	■
Textured Woodgrain Laminates—Select Surfaces								
2TH2 Fawn Cypress	■	■	■	■	•	•	■	■
2TH3 Weathered Char	■	■	■	■	•	•	■	■
2TH4 Saddle Oak	■	■	■	■	•	•	■	■
2TH5 Veranda Teak	■	■	■	■	•	•	■	■
2TH6 Persian Cherry	■	■	■	■	•	•	■	■
2TH7 Walnut Heights	■	■	■	■	•	•	■	■
turnstone Laminate Collection								
2535 Virginia Walnut	•	■	■	□	•	•	■	•
2536 Blackwood	•	■	■	□	•	•	■	•
2612 Marbled Maple	•	■	•	□	•	•	■	•
2614 Chocolate Walnut	•	■	□	□	•	•	■	•
2615 Marbled Cherry	•	■	•	□	•	•	■	•
Open Line Laminate (Upcharge)								
Open Line Laminate	□	■	■	■	•	•	■	■

Available laminate color choices are indicated in this matrix for each Steelcase Wood Furniture product.

Legend

- = Not available
- = Available
- = Available with exceptions
-  = Established
-  = This finish is part of the global surface materials palette. Geographical differences, by product line, may apply.

*Applies only to worksurfaces on Currency HPL style numbers.

► Continued on next page

Laminate, continued from previous page

Available laminate color choices are indicated in this matrix for each Steelcase Wood Furniture product.

	Convane	Currency	Elective Elements	FlexFrame	Garland	Payback	Victor2	Walden
Low-Pressure Laminates (LPL)								
Fiber Laminates								
2L50 Vanadium Fiber LPL	•	■	•	■	•	•	•	•
2L52 Tungsten Fiber LPL	•	■	•	■	•	•	•	•
Metallic Laminate								
2L03 Brushed Silver LPL	•	■	•	■	•	•	•	•
Solid Laminates								
247L Black V2 LPL	•	■	•	■	•	■	•	•
2L30 Arctic White LPL	•	■	•	■	•	■	•	•
2L83 Seagull LPL ④	•	■	•	■	•	■	•	•
2L84 Milk LPL	•	■	•	■	•	■	•	•
2L85 Dune LPL	•	■	•	■	•	•	•	•
2LMG Merle LPL ④	•	■	•	■	•	•	•	•
Woodgrain Laminates								
24L0 Graphite Walnut LPL	•	■	•	■	•	■	•	•
25L1 Winter on Maple LPL	•	■	•	■	•	■	•	•
25L5 Virginia Walnut LPL	•	■	•	■	•	■	•	•
25L6 Blackwood LPL	•	■	•	■	•	■	•	•
25L8 Clear Walnut LPL ④	•	■	•	■	•	■	•	•
25L9 Warm Oak LPL ③	•	■	•	■	•	•	•	•
26L1 Natural Cherry V2 LPL	•	■	•	■	•	■	•	•
246L Mahogany LPL	•	•	•	•	•	■	•	•
262L Marbled Maple LPL	•	■	•	■	•	■	•	•
264L Chocolate Walnut LPL	•	■	•	■	•	■	•	•
265L Marbled Cherry LPL	•	•	•	•	•	■	•	•
267L Marbled Cherry V2 LPL	•	■	•	■	•	•	•	•
275L Warm White LPL ③	•	•	•	■	•	■	•	•
2L09 Clear Maple LPL ④	•	■	•	■	•	■	•	•
2LAK Clear Oak LPL ④	•	■	•	■	•	■	•	•
2LAN Ash Noce LPL ④	•	■	•	■	•	•	•	•
2LAT Acacia LPL ④	•	■	•	■	•	■	•	•
2LAW Ash Wenge LPL ④	•	■	•	■	•	■	•	•
2LBN Bisque Noce LPL ④	•	■	•	■	•	■	•	•
2LBW Bisque Wenge LPL ④	•	■	•	■	•	■	•	•
2LCN Clay Noce LPL ④	•	■	•	■	•	■	•	•
2LCW Clay Wenge LPL ④	•	■	•	■	•	■	•	•
2LSN Storm Noce LPL ④	•	■	•	■	•	■	•	•
2LSW Storm Wenge LPL ④	•	■	•	■	•	■	•	•

Legend

- = Not available
- = Available
- = Available with exceptions
- ③ = Established
- ④ = This finish is part of the global surface materials palette. Geographical differences, by product line, may apply.

Plated and Painted Metal

Not every plated metal color is available on every metal component for every product line. This matrix gives you an overview of which plated metal colors are available on each product line and component.

Legend

- = Not available
- = Available
- = Available with exceptions

		0835 Black	4728 Nickel Metallic	4750 Champagne Metallic	4798 Sterling Metallic	4799 Platinum Metallic	7207 Black Textured	7225 Sand	7241 Arctic White	7243 Seagull	7246 Midnight Metallic	7360 Merle	8042 Brushed Aluminum	8043 Anodized Aluminum	8046 Polished Aluminum	9201 Polished Chrome	9211 Nickel	9212 Silver	9214 Antique Pewter	9230 Antique Bronze	9250 Ember Chrome
Impact	Pulls	■	•	•	•	■	•	•	•	•	•	•	•	•	•	■	■	•	•	•	•
	Locks	•	•	•	•	•	•	•	•	•	•	•	•	•	•	■	•	•	•	•	■
	Grommets	■	•	•	•	■	•	•	•	•	•	•	•	•	•	■	■	•	•	•	•
	Tech center and grommet sleeves	■	•	•	•	■	•	•	•	•	•	•	•	•	•	•	•	•	•	•	•
	Slatwall	■	•	•	•	•	•	•	•	•	•	•	•	•	•	•	•	•	•	•	•
Convene	Pulls	■	•	•	•	■	•	•	•	•	•	•	•	•	•	■	■	•	•	•	•
	Locks	•	•	•	•	•	•	•	•	•	•	•	•	•	•	■	•	•	•	•	■
	Base toe kicks	■	•	•	•	•	•	•	•	•	•	•	■	•	■	•	•	•	•	•	•
	Square and cylinder feet	■	•	•	•	•	•	•	•	•	•	•	•	•	•	•	•	•	•	•	•
	Flex base	■	•	•	■	■	•	•	•	•	•	•	■	•	■	•	•	•	•	•	•
	Grommets	■	•	•	•	■	•	•	•	•	•	•	•	•	•	■	■	•	•	•	•
	Power unit and power channel sleeves	■	•	•	•	■	•	•	•	•	•	•	•	•	•	•	•	•	•	•	•
Walden	Pulls	■	•	•	•	■	•	•	•	•	•	•	•	•	•	•	•	•	•	•	•
	Grommets	■	•	•	•	■	•	•	•	•	•	•	•	•	•	•	•	•	•	•	•
	Power unit	■	•	•	•	■	•	•	•	•	•	•	•	•	•	•	•	•	•	•	•
	Columns	•	•	•	•	■	■	•	•	•	•	•	•	•	•	•	•	•	•	•	•
	Leg	•	•	•	•	■	■	•	•	•	•	•	•	•	•	•	•	•	•	•	•
	Modesty panel brackets	■	•	•	•	■	•	•	•	•	•	•	•	•	•	•	•	•	•	•	•
Garland	Pulls	■	•	•	•	•	•	•	•	•	•	•	•	•	•	■	■	•	•	•	•
	Pulls-Traditional	•	•	•	•	•	•	•	•	•	•	•	•	•	•	•	•	•	•	■	•
	Grommets	■	•	•	•	•	•	•	•	•	•	•	•	•	•	■	■	•	•	•	•
	Power unit	■	•	•	•	■	•	•	•	•	•	•	•	•	•	•	•	•	•	•	•
	Columns	•	■	•	•	■	■	•	•	•	•	■	•	•	■	•	•	•	•	•	■
	Disk column	•	■	•	•	■	■	•	•	•	•	■	•	•	•	•	•	•	•	•	•

► Continued on next page

Plated and Painted Metal, continued from previous page

Not every plated metal color is available on every metal component for every product line. This matrix gives you an overview of which plated metal colors are available on each product line and component.

Legend


- = Not available
- = Available
- = Available with exceptions
- E = Established
- ⊗ = This finish is part of the global surface materials palette. Geographical differences, by product line, may apply.

		0835 Black	4728 Nickel Metallic	4750 Champagne Metallic	4798 Sterling Metallic	4799 Platinum Metallic	7207 Black Textured	7225 Sand	7241 Arctic White	7243 Seagull	7246 Midnight Metallic	7278 Dark Bronze	7360 Merle	8042 Brushed Aluminum	8043 Anodized Aluminum	8046 Polished Aluminum	9201 Polished Chrome	9211 Nickel	9212 Silver	9214 Antique Pewter	9230 Antique Bronze	9250 Ember Chrome
Payback	Pulls	■	•	•	•	■	■	•	•	•	•	•	•	•	•	•	•	■	•	•	•	•
	Locks	•	•	•	•	•	•	•	•	•	•	•	•	•	•	•	■	•	•	•	•	•
	Square leg	•	•	•	•	■	■	•	•	•	•	•	•	•	•	•	•	•	•	•	•	•
	T-base	•	•	•	•	■	■	•	•	•	•	•	•	•	•	•	•	•	•	•	•	•
	Post leg	•	•	•	•	■	■	•	•	•	•	•	•	•	•	•	•	•	•	•	•	•
	Column leg	•	•	•	•	■	■	•	•	•	•	•	•	•	•	•	•	•	•	•	•	•
	Slatwall screen	•	•	•	•	■	■	•	•	•	•	•	•	•	•	•	•	•	•	•	•	•
	Screen mounting brackets	•	•	•	•	■	■	•	•	•	•	•	•	•	•	•	•	•	•	•	•	•
	Modesty panel brackets	•	•	•	•	■	■	•	•	•	•	•	•	•	•	•	•	•	•	•	•	•
	Flip grommet	•	•	•	•	■	■	•	•	•	•	•	•	•	•	•	•	•	•	•	•	•
	Flip-up power unit	■	•	•	•	■	•	•	•	•	•	•	•	•	•	•	•	•	•	•	•	•
	Hinged door power unit	•	•	•	•	•	•	•	•	•	•	•	•	■	•	•	•	•	•	•	•	•
Currency	Pulls	■	•	•	•	■	■	•	•	•	•	•	•	•	•	•	•	■	•	•	•	•
	Locks	•	•	•	•	•	•	•	•	•	•	•	•	•	•	•	■	•	•	•	•	■
	Column leg	•	•	■	■	■	■	■	■	■	■	■	•	•	•	•	•	•	•	•	•	•
	Post leg	•	•	■	■	■	■	■	■	■	■	■	•	•	•	•	•	•	•	•	•	•
	Square leg	•	•	■	■	■	■	■	■	■	■	■	•	•	•	•	•	•	•	•	•	•
	Slatwall screen	•	•	•	•	■	■	•	•	•	•	•	•	•	•	•	•	•	•	•	•	•
	Screen mounting brackets	•	•	•	•	■	■	•	•	•	•	•	•	•	•	•	•	•	•	•	•	•
	Flip grommet	•	•	•	•	■	■	•	•	•	•	•	•	•	•	•	•	•	•	•	•	•

Wood Grain Directions

The appearance of wood veneer may change slightly depending on the angle from which it is viewed. This natural phenomenon is called polarization, and it can be seen on natural veneer. Polarization is often noticed on worksurfaces installed at a 90-degree angle with each other. Please refer to the following illustrations for an understanding of grain direction on your installation.

Desks, credenzas, and run-off worksurfaces




- Impact

Returns



- Impact

Bridges



- Impact

Tech center worksurfaces with leaves on either end







- Impact

Walden Open Line Laminate Edge

Coordination Matrix for Plastic Edges

Walden Open Line
Laminate Edge

The colors of the plastic edges are determined by the 2K finish number selected.

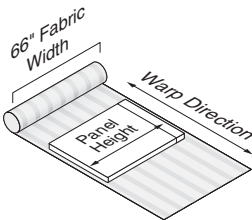
2K Number Selection	Plastic Edge Color
2K00	6619 Ice 
2K01	6245 Clear Walnut
2K03	6246 Warm Oak
2K04	6234 Clear Cherry
2K10	6041 Natural Walnut
2K15	6615 Grey V5
2K21	6036 Medium Cherry
2K22	6631 Cream
2K27	6034 Natural Cherry
2K28	Vellum Fiber Match
2K34	Novell Fiber Match
2K35	6697 Fog
2K36	6695 Midnight
2K37	6242 Virginia Walnut
2K38	6009 Arctic White
2K48	6654 Sand
2K49	6053 Seagull
2K50	6052 Milk
2K52	6249 Platinum Solid
2K59	6655 Warm White
2K60	Granite Fiber Match
2K65	6037 Winter on Maple
2K71 	6045 Medium Mahogany on Walnut 
2K73	Instant Iron Patina Match
2K74	6237 Clear Maple
2K75	6231 Graphite Walnut
2K78	6694 Slate
2K79	6698 Fieldstone
2K81	6038 Blonde on Maple
2K92	6000 Black
2K93	6001 Coffee
2K94	6635 Dawn 
2K98	6636 Mist
2KAC	6213 Acacia
2KAK	6219 Clear Oak
2KAN	6707 Ash Noce
2KAW	6703 Ash Wenge
2KBN	6708 Bisque Noce
2KBW	6705 Bisque Wenge
2KCN	6709 Clay Noce
2KCW	6706 Clay Wenge
2KMI	6527 Merle
2KSN	6710 Storm Noce
2KSW	6704 Storm Wenge

 = Established

2K Number Selection	Plastic Edge Color
Select Surfaces	
2KT2	6T02 Fawn Cypress
2KT3	6T03 Weathered Char
2KT4	6T04 Saddle Oak
2KT5	6T05 Veranda Teak
2KT6	6T06 Persian Cherry
2KT7	6T07 Walnut Heights

Tip: Standard laminates being used in the Open Line laminate program to obtain a different edge detail will be charged the processing fee upcharge; however, no additional charges for the laminate will be applied.

Specification Guidelines for Vertical Fabric Applications



Warp horizontal means the height dimension of the tackboard is perpendicular to the warp of the fabric.

Application Topics

Tip: Fabric warp direction cannot be altered from standard on tackboards.

Customer's Own Material Yardage Requirements

Pre-approved fabrics are available. To determine if the fabric you want is on the pre-approved list, call a COM Consultant at 616.246.9822.

Surface Materials Representatives

are also available to answer your questions and to provide clarification. They can also help with situations where you are using fabrics under 66"W. Call 616.246.9822.

For further information regarding COM fabrics, refer to the Steelcase *Surface Materials Reference Manual*.

Additional fabric is required to accommodate flaws, wrinkles, and other imperfections.

Standard Warp Directions

Fabric	Standard	Tackboards
Abacus E	D	H
Alloy	D	H
Amiranté E	D	H
Ashanti Reverse E	D	H
Bariolage	D	H
Billiard Multi-Use by DesignTex	D	HO
Boccie	D	H
Bouquet E	D	H
Buzz2	D	HO
Charm*	D	H
Embrasure E	D	H
Flip: Orbit	D	HO
Flip: Plain Jane	D	H
Flip: TexHex	D	HO
Fresco	D	H
Lapel	D	H
Latch	D	H
Milano E	D	H
Optic	D	H
Pianista	D	HO
Regatta E	ND	H
Rhythm	D	H
Tinsel*	D	H

D = Directional
ND = Non-directional
H = Warp horizontal
HO = Horizontal only

For DesignTex Cutting Direction, see *Surface Materials Reference Manual*.

*These fabrics have some color restrictions. Check the *Surface Materials Reference Manual* for color availability.

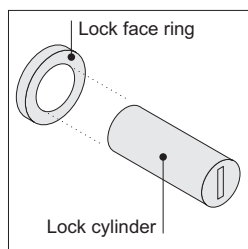
E = Established

Resources

Lock and Keying	
Currency, Payback, Walden, Garland, Impact, and Convene	588
Wood Touch-Up Kits	590
Style Number Index	592

Lock and Keying Currency, Payback, Walden, Garland, Impact, and Convene

All locking products are standard with factory-installed, keyed-random locks. Consecutive, specific, and random keying are available as field-installed options.



Locks consist of a factory- or field-installed lock cylinder and a factory-installed lock face ring.

Two types of locks are available — the standard keying system (FR series) and the master keying system (XF series). All the locks in the XF series can be opened with a single master key.

Factory-Installed Keying

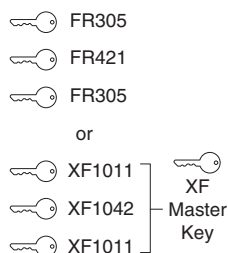
Factory-installed locks are always key random (standard) or master key random (optional on some product lines). Key random means that the locks will be assigned arbitrarily at the factory with key numbers ranging from FR305 to FR454 (Master keying numbers: XF1001 to XF1150). All locks within a unit will be keyed alike.

Tip: Random keying can

mean that different furniture units will have the same key number. If you must have all locks keyed differently, you should specify field-installed, key specific or key consecutive lock cylinders.

► See below.

Key Random



Required to Specify

Master key random +\$24 Specify with master key random.

Field-Installed Keying

Field-installed locks are only available on products that include factory-installed lock mechanisms.

Specify "plug" when specifying furniture, and the product will ship with a plastic plug in place of the lock cylinder.

Front-removable lock cylinders must be specified separately. You must also order a special lock tool to install or remove lock cylinders in the field.

Tip: Lock tools are reusable. You do not need to order additional lock tools with every furniture order.

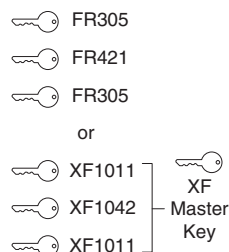
Lock cylinders will be shipped separately so that you can install the locks when you are ready.

Three keying choices are available for field installation — random (standard), specific, and consecutive. All three are also available with master keying, which means that all locks can be opened with a single master key.

Key random means that the locks will be assigned arbitrarily at the factory with key numbers ranging from FR305 to FR454 (Master keying numbers: XF1001 to XF1150).

Tip: Random keying can mean that different furniture units will have the same key number. If you must have all locks keyed differently, you should specify key specific or key consecutive lock cylinders.

Key Random

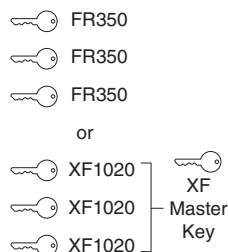


Key specific means that you can specify any key number from FR305 to FR454 (Master keying numbers: XF1001 to XF1150). This option can be used to key all the furniture units in a workstation or department the same.

Tip: Designate the quantity per key number in your specification.

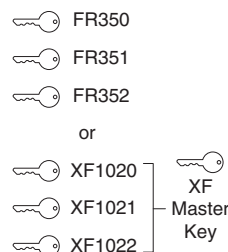
► See example at right.

Key Specific



Key consecutive means that you can specify lock numbers in a consecutive order to ensure that no two locks have the same key number until the key sequence repeats. You must select a beginning key number from FR305 to FR454 (Master keying numbers: XF1001 to XF1150).

Key Consecutive



Example of a typical lock cylinder specification is shown below:

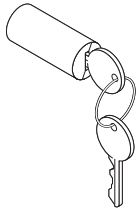
10	LOCK9201FR FR320
5	LOCK9201FR FR350
15	LOCK9201XF XF1100
30	Total

1	877102003SR standard lock tool
1	877102002SR master lock tool



For Canadian Pricing
Multiply U.S. Price by the Canadian price factor.
► See page 1 for details.

Field-Installed Lock Cylinders



Tip: Lock price is included in price of furniture with locks.

Tip: For replacement lock cylinders, refer to Service Parts.

Standard Includes Required to Specify

- Lock cylinder, keyed random: 9201 Polished Chrome or 9250 Ember Chrome
 - Two keys
- 1 Style number
2 Options, if selected (see below)

Options	U.S. Price	Required to Specify
Key specific	No cost	Select key number from FR305–FR454.
Key consecutive	No cost	Specify <i>key consecutive</i> and must select beginning key number from FR305–FR454.
Master key random	+\$24 each	Specify <i>master key random</i> .
Master key specific	+\$24 each	Specify key number from XF1001–XF1150.
Master key consecutive	+\$24 each	Specify <i>master key consecutive</i> and must select beginning key number from XF1001–XF1150.

Specification Information

Color	Style Number	U.S. Base Price
:	:	:
:	:	:
:	:	:

FR Series (Standard Keying System) – Lock Cylinder

Polished Chrome	LOCK9201FR	No cost
Ember Chrome	LOCK9250FR	No cost
:	:	:

Tip: Payback is available with FR Series locks only.

Payback FR Series (Standard Keying System) – Lock Cylinder

Polished Chrome	LOCKPB9201FR	No cost
Ember Chrome	LOCKPB9250FR	No cost
:	:	:

Tip: You can change lock cylinders in the field by using the appropriate lock tool.

Standard Lock Tool

	877102003SR	\$24
:	:	:

XF Series (Master Keying System) – Lock Cylinder

Polished Chrome	LOCK9201XF	No additional cost. Price included in price of furniture with master-keyed locks.
Ember Chrome	LOCK9250XF	No additional cost. Price included in price of furniture with master-keyed locks.
:	:	:

Master Lock Tool

	877102002SR	\$24
:	:	:



For Canadian Pricing
Multiply U.S. Price by the Canadian price factor.
► See page 1 for details.

Wood Touch-Up Kits

How to Order Wood Touch-Up Kits

Order wood finish touch-up kits from J. Kaltz Co. Specify the desired Steelcase finish code (i.e. 3422). Each kit, priced at \$9.98, contains one brush tip marker and one fil-stick. A minimum order of \$15 is required. Shipping, estimated at approximately \$5 per kit, is extra. Dealer will be charged directly. No additional discounts apply.

Place orders as follows:

- Phone: 616.942.6070
- Web: <http://jkaltzco.com>
- Email: susan.bothwell@jkaltzco.com

Orders placed before noon Eastern Standard Time will ship the same day via standard ground shipping and will arrive in three to five days. Express shipment is not available due to the combustible nature of the materials.

Style Number Index

Style Number	Page	Description
32WCP	539	Wire Guide Clip
877102002SR	589	Master Lock Tool
877102003SR	589	Standard Lock Tool
999CHT	538	Wire Clips
AWAA	539	Cable Tray
AWAC23212	284, 346, 422	Wood Center Dwr
AWAG2	284, 346, 424, 505	Round Grommet
AWAO141421V	276, 336	Desktop Organizer
AWAO156021C	276, 336	Desktop Organizer
AWAO157221C	276, 336	Desktop Organizer
AWAP15A	286, 347	Pencil Tray
AWDR	550	Victor2 Display
AWNB6021V	277, 337	Back Panel
AWNB7221V	277, 337	Back Panel
AWQT28	500	FS Table Bs
AWRF254836	549	Victor2 Freestanding Unit
AWRF256036	549	Victor2 Freestanding Unit
AWRM183636	546	Victor2 Mobile Unit
AWTS	550	Victor2 Tray Shelf
AWVFP	285, 347, 504	Flip Up Power Unit
AWVW	538	Wire Mgr
CFLEXT24	496	Convene; Metal Flex Base
CFLEXT30	496	Convene; Metal Flex Base
CFLEXX24	392, 496	Metal Flex Base
CFLEXX30	392, 496	Metal Flex Base
CL_B3660	493	Convene; Boat-Shape Lam Conf Tbl Top
CL_B3666	493	Convene; Boat-Shape Lam Conf Tbl Top
CL_B3672	493	Convene; Boat-Shape Lam Conf Tbl Top
CL_B3684	493	Convene; Boat-Shape Lam Conf Tbl Top
CL_B42108	493	Convene; Boat-Shape Lam Conf Tbl Top
CL_B4272	493	Convene; Boat-Shape Lam Conf Tbl Top
CL_B4284	493	Convene; Boat-Shape Lam Conf Tbl Top
CL_B4296	493	Convene; Boat-Shape Lam Conf Tbl Top
CL_B48108	493	Convene; Boat-Shape Lam Conf Tbl Top
CL_B48120	493	Convene; Boat-Shape Lam Conf Tbl Top
CL_B48144	493	Convene; Boat-Shape Lam Conf Tbl Top
CL_B4884	493	Convene; Boat-Shape Lam Conf Tbl Top
CL_B4896	493	Convene; Boat-Shape Lam Conf Tbl Top
CL_B54108	493	Convene; Boat-Shape Lam Conf Tbl Top
CL_B54120	493	Convene; Boat-Shape Lam Conf Tbl Top
CL_B54144	493	Convene; Boat-Shape Lam Conf Tbl Top
CL_B54168	493	Convene; Boat-Shape Lam Conf Tbl Top
CL_B60120	493	Convene; Boat-Shape Lam Conf Tbl Top
CL_B60144	493	Convene; Boat-Shape Lam Conf Tbl Top
CL_B60168	493	Convene; Boat-Shape Lam Conf Tbl Top
CL_B60192	493	Convene; Boat-Shape Lam Conf Tbl Top
CL_B60216	493	Convene; Boat-Shape Lam Conf Tbl Top
CL_B66144	493	Convene; Boat-Shape Lam Conf Tbl Top
CL_B66168	493	Convene; Boat-Shape Lam Conf Tbl Top
CL_B66192	493	Convene; Boat-Shape Lam Conf Tbl Top
CL_B66216	493	Convene; Boat-Shape Lam Conf Tbl Top
CL_B72168	493	Convene; Boat-Shape Lam Conf Tbl Top
CL_B72192	493	Convene; Boat-Shape Lam Conf Tbl Top

Style Number	Page	Description
CL_B72216	493	Convene; Boat-Shape Lam Conf Tbl Top
CL_C36	486	Convene; Cushion Lam Conf Tbl Top
CL_C42	486	Convene; Cushion Lam Conf Tbl Top
CL_C48	486	Convene; Cushion Lam Conf Tbl Top
CL_C54	486	Convene; Cushion Lam Conf Tbl Top
CL_C60	486	Convene; Cushion Lam Conf Tbl Top
CL_J3660	489	Convene; Oval Laminate Conf Tbl Top
CL_J3666	489	Convene; Oval Laminate Conf Tbl Top
CL_J3672	489	Convene; Oval Laminate Conf Tbl Top
CL_J3684	489	Convene; Oval Laminate Conf Tbl Top
CL_J42108	489	Convene; Oval Laminate Conf Tbl Top
CL_J4272	489	Convene; Oval Laminate Conf Tbl Top
CL_J4284	489	Convene; Oval Laminate Conf Tbl Top
CL_J4296	489	Convene; Oval Laminate Conf Tbl Top
CL_J48108	489	Convene; Oval Laminate Conf Tbl Top
CL_J48120	489	Convene; Oval Laminate Conf Tbl Top
CL_J4884	489	Convene; Oval Laminate Conf Tbl Top
CL_J4896	489	Convene; Oval Laminate Conf Tbl Top
CL_J54108	489	Convene; Oval Laminate Conf Tbl Top
CL_J54120	489	Convene; Oval Laminate Conf Tbl Top
CL_J54144	489	Convene; Oval Laminate Conf Tbl Top
CL_J60120	489	Convene; Oval Laminate Conf Tbl Top
CL_J60144	489	Convene; Oval Laminate Conf Tbl Top
CL_J60168	489	Convene; Oval Laminate Conf Tbl Top
CL_J66144	489	Convene; Oval Laminate Conf Tbl Top
CL_J66168	489	Convene; Oval Laminate Conf Tbl Top
CL_J66192	489	Convene; Oval Laminate Conf Tbl Top
CL_J72168	489	Convene; Oval Laminate Conf Tbl Top
CL_J72192	489	Convene; Oval Laminate Conf Tbl Top
CL_J72216	489	Convene; Oval Laminate Conf Tbl Top
CL_K3660	495	Convene; Racetrack Lam Conf Tbl Top
CL_K3666	495	Convene; Racetrack Lam Conf Tbl Top
CL_K3672	495	Convene; Racetrack Lam Conf Tbl Top
CL_K3684	495	Convene; Racetrack Lam Conf Tbl Top
CL_K42108	495	Convene; Racetrack Lam Conf Tbl Top
CL_K4272	495	Convene; Racetrack Lam Conf Tbl Top
CL_K4284	495	Convene; Racetrack Lam Conf Tbl Top
CL_K4296	495	Convene; Racetrack Lam Conf Tbl Top
CL_K48108	495	Convene; Racetrack Lam Conf Tbl Top
CL_K48120	495	Convene; Racetrack Lam Conf Tbl Top
CL_K48144	495	Convene; Racetrack Lam Conf Tbl Top
CL_K4884	495	Convene; Racetrack Lam Conf Tbl Top
CL_K4896	495	Convene; Racetrack Lam Conf Tbl Top
CL_K54108	495	Convene; Racetrack Lam Conf Tbl Top
CL_K54120	495	Convene; Racetrack Lam Conf Tbl Top
CL_K54144	495	Convene; Racetrack Lam Conf Tbl Top
CL_K54168	495	Convene; Racetrack Lam Conf Tbl Top
CL_K60120	495	Convene; Racetrack Lam Conf Tbl Top
CL_K60144	495	Convene; Racetrack Lam Conf Tbl Top
CL_K60168	495	Convene; Racetrack Lam Conf Tbl Top
CL_K60192	495	Convene; Racetrack Lam Conf Tbl Top
CL_K60216	495	Convene; Racetrack Lam Conf Tbl Top
CL_K66144	495	Convene; Racetrack Lam Conf Tbl Top
CL_K66168	495	Convene; Racetrack Lam Conf Tbl Top
CL_K66192	495	Convene; Racetrack Lam Conf Tbl Top

Style Number	Page	Description	Style Number	Page	Description
CL_K66216	495	Convene; Racetrack Lam Conf Tbl Top	CW_B48120	481	Convene; Boat-Shape Wd Conf Tbl Top
CL_K72168	495	Convene; Racetrack Lam Conf Tbl Top	CW_B48144	481	Convene; Boat-Shape Wd Conf Tbl Top
CL_K72192	495	Convene; Racetrack Lam Conf Tbl Top	CW_B4884	481	Convene; Boat-Shape Wd Conf Tbl Top
CL_K72216	495	Convene; Racetrack Lam Conf Tbl Top	CW_B4896	481	Convene; Boat-Shape Wd Conf Tbl Top
CL_R36	484	Convene; Round Lamine Conf Tbl Top	CW_B54108	481	Convene; Boat-Shape Wd Conf Tbl Top
CL_R42	484	Convene; Round Lamine Conf Tbl Top	CW_B54120	481	Convene; Boat-Shape Wd Conf Tbl Top
CL_R48	484	Convene; Round Lamine Conf Tbl Top	CW_B54144	481	Convene; Boat-Shape Wd Conf Tbl Top
CL_R54	484	Convene; Round Lamine Conf Tbl Top	CW_B54168	481	Convene; Boat-Shape Wd Conf Tbl Top
CL_R60	484	Convene; Round Lamine Conf Tbl Top	CW_B60120	481	Convene; Boat-Shape Wd Conf Tbl Top
CL_R66	484	Convene; Round Lamine Conf Tbl Top	CW_B60144	481	Convene; Boat-Shape Wd Conf Tbl Top
CL_R72	484	Convene; Round Lamine Conf Tbl Top	CW_B60168	481	Convene; Boat-Shape Wd Conf Tbl Top
CL_S36	485	Convene; Sq Lamine Conf Table Top	CW_B60192	481	Convene; Boat-Shape Wd Conf Tbl Top
CL_S42	485	Convene; Sq Lamine Conf Table Top	CW_B60216	481	Convene; Boat-Shape Wd Conf Tbl Top
CL_S48	485	Convene; Sq Lamine Conf Table Top	CW_B66144	481	Convene; Boat-Shape Wd Conf Tbl Top
CL_S54	485	Convene; Sq Lamine Conf Table Top	CW_B66168	481	Convene; Boat-Shape Wd Conf Tbl Top
CL_S60	485	Convene; Sq Lamine Conf Table Top	CW_B66192	481	Convene; Boat-Shape Wd Conf Tbl Top
CL_T3660	491	Convene; Rect Lamine Conf Tbl Top	CW_B66216	481	Convene; Boat-Shape Wd Conf Tbl Top
CL_T3666	491	Convene; Rect Lamine Conf Tbl Top	CW_B72168	481	Convene; Boat-Shape Wd Conf Tbl Top
CL_T3672	491	Convene; Rect Lamine Conf Tbl Top	CW_B72192	481	Convene; Boat-Shape Wd Conf Tbl Top
CL_T3684	491	Convene; Rect Lamine Conf Tbl Top	CW_B72216	481	Convene; Boat-Shape Wd Conf Tbl Top
CL_T42108	491	Convene; Rect Lamine Conf Tbl Top	CW_C36	475	Convene; Cushion Wood Conf Table Top
CL_T4272	491	Convene; Rect Lamine Conf Tbl Top	CW_C42	475	Convene; Cushion Wood Conf Table Top
CL_T4284	491	Convene; Rect Lamine Conf Tbl Top	CW_C48	475	Convene; Cushion Wood Conf Table Top
CL_T4296	491	Convene; Rect Lamine Conf Tbl Top	CW_C54	475	Convene; Cushion Wood Conf Table Top
CL_T48108	491	Convene; Rect Lamine Conf Tbl Top	CW_C60	475	Convene; Cushion Wood Conf Table Top
CL_T48120	491	Convene; Rect Lamine Conf Tbl Top	CW_J3660	477	Convene; Oval Wood Conf Table Top
CL_T48144	491	Convene; Rect Lamine Conf Tbl Top	CW_J3666	477	Convene; Oval Wood Conf Table Top
CL_T4884	491	Convene; Rect Lamine Conf Tbl Top	CW_J3672	477	Convene; Oval Wood Conf Table Top
CL_T4896	491	Convene; Rect Lamine Conf Tbl Top	CW_J3684	477	Convene; Oval Wood Conf Table Top
CL_T54108	491	Convene; Rect Lamine Conf Tbl Top	CW_J42108	477	Convene; Oval Wood Conf Table Top
CL_T54120	491	Convene; Rect Lamine Conf Tbl Top	CW_J4272	477	Convene; Oval Wood Conf Table Top
CL_T54144	491	Convene; Rect Lamine Conf Tbl Top	CW_J4284	477	Convene; Oval Wood Conf Table Top
CL_T54168	491	Convene; Rect Lamine Conf Tbl Top	CW_J4296	477	Convene; Oval Wood Conf Table Top
CL_T60120	491	Convene; Rect Lamine Conf Tbl Top	CW_J48108	477	Convene; Oval Wood Conf Table Top
CL_T60144	491	Convene; Rect Lamine Conf Tbl Top	CW_J48120	477	Convene; Oval Wood Conf Table Top
CL_T60168	491	Convene; Rect Lamine Conf Tbl Top	CW_J4884	477	Convene; Oval Wood Conf Table Top
CL_T60192	491	Convene; Rect Lamine Conf Tbl Top	CW_J4896	477	Convene; Oval Wood Conf Table Top
CL_T60216	491	Convene; Rect Lamine Conf Tbl Top	CW_J54108	477	Convene; Oval Wood Conf Table Top
CL_T66144	491	Convene; Rect Lamine Conf Tbl Top	CW_J54120	477	Convene; Oval Wood Conf Table Top
CL_T66168	491	Convene; Rect Lamine Conf Tbl Top	CW_J54144	477	Convene; Oval Wood Conf Table Top
CL_T66192	491	Convene; Rect Lamine Conf Tbl Top	CW_J60120	477	Convene; Oval Wood Conf Table Top
CL_T66216	491	Convene; Rect Lamine Conf Tbl Top	CW_J60144	477	Convene; Oval Wood Conf Table Top
CL_T72168	491	Convene; Rect Lamine Conf Tbl Top	CW_J60168	477	Convene; Oval Wood Conf Table Top
CL_T72192	491	Convene; Rect Lamine Conf Tbl Top	CW_J66144	477	Convene; Oval Wood Conf Table Top
CL_T72216	491	Convene; Rect Lamine Conf Tbl Top	CW_J66168	477	Convene; Oval Wood Conf Table Top
CVXEDGE	525	Convene Edge Profile Sample	CW_J66192	477	Convene; Oval Wood Conf Table Top
CW_B3660	481	Convene; Boat-Shape Wd Conf Tbl Top	CW_J72168	477	Convene; Oval Wood Conf Table Top
CW_B3666	481	Convene; Boat-Shape Wd Conf Tbl Top	CW_J72192	477	Convene; Oval Wood Conf Table Top
CW_B3672	481	Convene; Boat-Shape Wd Conf Tbl Top	CW_J72216	477	Convene; Oval Wood Conf Table Top
CW_B3684	481	Convene; Boat-Shape Wd Conf Tbl Top	CW_K3660	483	Convene; Racetrack Wood Conf Tbl Top
CW_B42108	481	Convene; Boat-Shape Wd Conf Tbl Top	CW_K3666	483	Convene; Racetrack Wood Conf Tbl Top
CW_B4272	481	Convene; Boat-Shape Wd Conf Tbl Top	CW_K3672	483	Convene; Racetrack Wood Conf Tbl Top
CW_B4284	481	Convene; Boat-Shape Wd Conf Tbl Top	CW_K3684	483	Convene; Racetrack Wood Conf Tbl Top
CW_B4296	481	Convene; Boat-Shape Wd Conf Tbl Top	CW_K42108	483	Convene; Racetrack Wood Conf Tbl Top
CW_B48108	481	Convene; Boat-Shape Wd Conf Tbl Top	CW_K4272	483	Convene; Racetrack Wood Conf Tbl Top

Style Number Index, continued

Style Number	Page	Description
--------------	------	-------------

CW_K4284	483	Convene; Racetrack Wood Conf Tbl Top
CW_K4296	483	Convene; Racetrack Wood Conf Tbl Top
CW_K48108	483	Convene; Racetrack Wood Conf Tbl Top
CW_K48120	483	Convene; Racetrack Wood Conf Tbl Top
CW_K48144	483	Convene; Racetrack Wood Conf Tbl Top
CW_K4884	483	Convene; Racetrack Wood Conf Tbl Top
CW_K4896	483	Convene; Racetrack Wood Conf Tbl Top
CW_K54108	483	Convene; Racetrack Wood Conf Tbl Top
CW_K54120	483	Convene; Racetrack Wood Conf Tbl Top
CW_K54144	483	Convene; Racetrack Wood Conf Tbl Top
CW_K54168	483	Convene; Racetrack Wood Conf Tbl Top
CW_K60120	483	Convene; Racetrack Wood Conf Tbl Top
CW_K60144	483	Convene; Racetrack Wood Conf Tbl Top
CW_K60168	483	Convene; Racetrack Wood Conf Tbl Top
CW_K60192	483	Convene; Racetrack Wood Conf Tbl Top
CW_K60216	483	Convene; Racetrack Wood Conf Tbl Top
CW_K66144	483	Convene; Racetrack Wood Conf Tbl Top
CW_K66168	483	Convene; Racetrack Wood Conf Tbl Top
CW_K66192	483	Convene; Racetrack Wood Conf Tbl Top
CW_K66216	483	Convene; Racetrack Wood Conf Tbl Top
CW_K72168	483	Convene; Racetrack Wood Conf Tbl Top
CW_K72192	483	Convene; Racetrack Wood Conf Tbl Top
CW_K72216	483	Convene; Racetrack Wood Conf Tbl Top
CW_LEC	524	Convene; Lectern
CW_LECD	524	Convene; Lectern
CW_LECT	524	Convene; Lectern
CW_R36	473	Convene; Round Wood Conf Table Top
CW_R42	473	Convene; Round Wood Conf Table Top
CW_R48	473	Convene; Round Wood Conf Table Top
CW_R54	473	Convene; Round Wood Conf Table Top
CW_R60	473	Convene; Round Wood Conf Table Top
CW_R66	473	Convene; Round Wood Conf Table Top
CW_R72	473	Convene; Round Wood Conf Table Top
CW_S36	474	Convene; Square Wood Conf Table Top
CW_S42	474	Convene; Square Wood Conf Table Top
CW_S48	474	Convene; Square Wood Conf Table Top
CW_S54	474	Convene; Square Wood Conf Table Top
CW_S60	474	Convene; Square Wood Conf Table Top
CW_T3660	479	Convene; Rect Wood Conf Table Top
CW_T3666	479	Convene; Rect Wood Conf Table Top
CW_T3672	479	Convene; Rect Wood Conf Table Top
CW_T3684	479	Convene; Rect Wood Conf Table Top
CW_T42108	479	Convene; Rect Wood Conf Table Top
CW_T4272	479	Convene; Rect Wood Conf Table Top
CW_T4284	479	Convene; Rect Wood Conf Table Top
CW_T4296	479	Convene; Rect Wood Conf Table Top
CW_T48108	479	Convene; Rect Wood Conf Table Top
CW_T48120	479	Convene; Rect Wood Conf Table Top
CW_T48144	479	Convene; Rect Wood Conf Table Top
CW_T4884	479	Convene; Rect Wood Conf Table Top
CW_T4896	479	Convene; Rect Wood Conf Table Top
CW_T54108	479	Convene; Rect Wood Conf Table Top
CW_T54120	479	Convene; Rect Wood Conf Table Top
CW_T54144	479	Convene; Rect Wood Conf Table Top
CW_T54168	479	Convene; Rect Wood Conf Table Top

Style Number	Page	Description
--------------	------	-------------

CW_T60120	479	Convene; Rect Wood Conf Table Top
CW_T60144	479	Convene; Rect Wood Conf Table Top
CW_T60168	479	Convene; Rect Wood Conf Table Top
CW_T60192	479	Convene; Rect Wood Conf Table Top
CW_T60216	479	Convene; Rect Wood Conf Table Top
CW_T66144	479	Convene; Rect Wood Conf Table Top
CW_T66168	479	Convene; Rect Wood Conf Table Top
CW_T66192	479	Convene; Rect Wood Conf Table Top
CW_T66216	479	Convene; Rect Wood Conf Table Top
CW_T72168	479	Convene; Rect Wood Conf Table Top
CW_T72192	479	Convene; Rect Wood Conf Table Top
CW_T72216	479	Convene; Rect Wood Conf Table Top
CWADC6726	507	Convene; Storage Credenza
CWAWLB56	516, 526	Convene; Wallboard
CWAWLB70	516, 526	Convene; Wallboard
CWBD_3229	519	Convene; Storage Credenza
CWBD_3236	521	Convene; Buffet-Height Credenza
CWBD_6429	519	Convene; Storage Credenza
CWBD_6436	521	Convene; Buffet-Height Credenza
CWBD_8029	519	Convene; Storage Credenza
CWBD_8036	521	Convene; Buffet-Height Credenza
CWCDC6726	507	Convene; Storage Credenza
CWCIRC18	501	Convene; Circular Drum Base
CWCIRC24	501	Convene; Circular Drum Base
CWCIRC30	501	Convene; Circular Drum Base
CWCIRC36	501	Convene; Circular Drum Base
CWCIRT18	501	Convene; Circular Drum Base
CWCIRT24	501	Convene; Circular Drum Base
CWCIRT30	501	Convene; Circular Drum Base
CWCIRT36	501	Convene; Circular Drum Base
CWCLEC	515	Convene; Lectern
CWCLECD	515	Convene; Lectern
CWCLECDF	515	Convene; Lectern
CWCLECF	515	Convene; Lectern
CWCLECT	515	Convene; Lectern
CWDD_3229	519	Convene; Storage Credenza
CWDD_6429	519	Convene; Storage Credenza
CWDD_8029	519	Convene; Storage Credenza
CWDD_HP	523	Convene; Hospitality Cart
CWDD_MED	522	Convene; Media Cart
CWDDC4526	507	Convene; Storage Credenza
CWDDC4536	509	Convene; Buffet-Height Credenza
CWDDCHP	512	Convene; Hospitality Cart
CWDLC4526	507	Convene; Storage Credenza
CWDLC4536	509	Convene; Buffet-Height Credenza
CWDLC6726	507	Convene; Storage Credenza
CWDLC6736	509	Convene; Buffet-Height Credenza
CWDRC4526	507	Convene; Storage Credenza
CWDRC4536	509	Convene; Buffet-Height Credenza
CWDRC6726	507	Convene; Storage Credenza
CWDRC6736	509	Convene; Buffet-Height Credenza
CWDW_HP	523	Convene; Hospitality Cart
CWDW_MED	522	Convene; Media Cart
CWDWC4526	507	Convene; Storage Credenza
CWDWCHP	512	Convene; Hospitality Cart

Style Number	Page	Description	Style Number	Page	Description
CWDWCMED	511	Convene; Media Cart	D1D3672L_	371	Impact; Single-Pedestal Desk
CWDWCMEDF	511	Convene; Media Cart	D1D3672R_	371	Impact; Single-Pedestal Desk
CWELC24	503	Convene; Elliptical Drum Base	D1D3678L_	371	Impact; Single-Pedestal Desk
CWELC30	503	Convene; Elliptical Drum Base	D1D3678R_	371	Impact; Single-Pedestal Desk
CWELC36	503	Convene; Elliptical Drum Base	D2D3066_	369	Impact; Double-Pedestal Desk
CWELT24	503	Convene; Elliptical Drum Base	D2D3072_	369	Impact; Double-Pedestal Desk
CWELT30	503	Convene; Elliptical Drum Base	D2D3666_	369	Impact; Double-Pedestal Desk
CWELT36	503	Convene; Elliptical Drum Base	D2D3672_	369	Impact; Double-Pedestal Desk
CWHDC18	502	Convene; Half Drum Base	D2D3678_	369	Impact; Double-Pedestal Desk
CWHDC24	502	Convene; Half Drum Base	D2H1554A	417	Impact; Double-Height Overhead Strg
CWHDC30	502	Convene; Half Drum Base	D2H1554B	417	Impact; Double-Height Overhead Strg
CWHDC36	502	Convene; Half Drum Base	D2H1554C	417	Impact; Double-Height Overhead Strg
CWHDT18	502	Convene; Half Drum Base	D2H1554D	417	Impact; Double-Height Overhead Strg
CWHDT24	502	Convene; Half Drum Base	D2H1560B	417	Impact; Double-Height Overhead Strg
CWHDT30	502	Convene; Half Drum Base	D2H1560D	417	Impact; Double-Height Overhead Strg
CWHDT36	502	Convene; Half Drum Base	D2H1566B	417	Impact; Double-Height Overhead Strg
CWLD_6429	519	Convene; Storage Credenza	D2H1566D	417	Impact; Double-Height Overhead Strg
CWLD_8029	519	Convene; Storage Credenza	D2H1572A	417	Impact; Double-Height Overhead Strg
CWLF_3229	519	Convene; Storage Credenza	D2H1572B	417	Impact; Double-Height Overhead Strg
CWLL_6429	519	Convene; Storage Credenza	D2H1572C	417	Impact; Double-Height Overhead Strg
CWOD_3236	521	Convene; Buffet-Height Credenza	D2H1572D	417	Impact; Double-Height Overhead Strg
CWOD_6436	521	Convene; Buffet-Height Credenza	D2H1578B	417	Impact; Double-Height Overhead Strg
CWOD_8036	521	Convene; Buffet-Height Credenza	D2H1578D	417	Impact; Double-Height Overhead Strg
CWOS_HP	523	Convene; Hospitality Cart	D2H1584B	417	Impact; Double-Height Overhead Strg
CWOS_MED	522	Convene; Media Cart	D2H1584D	417	Impact; Double-Height Overhead Strg
CWOSCHP	512	Convene; Hospitality Cart	D2H1590A	417	Impact; Double-Height Overhead Strg
CWOSCMED	511	Convene; Media Cart	D2H1590B	417	Impact; Double-Height Overhead Strg
CWOSCMEDF	511	Convene; Media Cart	D2H1590C	417	Impact; Double-Height Overhead Strg
CWREC418	498	Convene; Rectangular Base	D2H1590D	417	Impact; Double-Height Overhead Strg
CWREC424	498	Convene; Rectangular Base	D2H1596B	417	Impact; Double-Height Overhead Strg
CWREC630	498	Convene; Rectangular Base	D2H1596D	417	Impact; Double-Height Overhead Strg
CWREC636	498	Convene; Rectangular Base	D2TA2518	411	Impact; 18"W Tower
CWREF418	499	Convene; Rectangular Base	D2TA2530	413	Impact; 30"W Tower
CWREF424	499	Convene; Rectangular Base	D2TA2536	413	Impact; 36"W Tower
CWREF630	499	Convene; Rectangular Base	D2TB2518	411	Impact; 18"W Tower
CWREF636	499	Convene; Rectangular Base	D2TC2512	411	Impact; 12"W Tower
CWRET418	498	Convene; Rectangular Base	D2TC2518	411	Impact; 18"W Tower
CWRET424	498	Convene; Rectangular Base	D2TD2512	411	Impact; 12"W Tower
CWRET630	498	Convene; Rectangular Base	D2TD2518	411	Impact; 18"W Tower
CWRET636	498	Convene; Rectangular Base	D2TD2530	413	Impact; 30"W Tower
CWTDC6726	507	Convene; Storage Credenza	D2TD2536	413	Impact; 36"W Tower
CWTDC6736	509	Convene; Buffet-Height Credenza	D2TE2512	410	Impact; 12"W Tower
CWUPC418	497	Convene; U-Panel Base	D2TE2518	410	Impact; 18"W Tower
CWUPC424	497	Convene; U-Panel Base	D2TE2530	413	Impact; 30"W Tower
CWUPC630	497	Convene; U-Panel Base	D2TE2536	413	Impact; 36"W Tower
CWUPC636	497	Convene; U-Panel Base	D2TF2512	411	Impact; 12"W Tower
CWXPC424	497	Convene; X-Panel Base	D2TF2518	411	Impact; 18"W Tower
CWXPC630	497	Convene; X-Panel Base	D2TF2530	413	Impact; 30"W Tower
CWXPC636	497	Convene; X-Panel Base	D2TF2536	413	Impact; 36"W Tower
D1D3066L_	371	Impact; Single-Pedestal Desk	D2TG2512	411	Impact; 12"W Tower
D1D3066R_	371	Impact; Single-Pedestal Desk	D2TG2518	411	Impact; 18"W Tower
D1D3072L_	371	Impact; Single-Pedestal Desk	DAC84	423, 504	Technology Cover
D1D3072R_	371	Impact; Single-Pedestal Desk	DAX84	423, 504	Technology Cover
D1D3666L_	371	Impact; Single-Pedestal Desk	DB3026	421	Impact; Bookshelf
D1D3666R_	371	Impact; Single-Pedestal Desk	DBD3072L_	373	Impact; Bullet-Shape Desk

Style Number Index, continued

Style Number	Page	Description
DBD3072R_	373	Impact; Bullet-Shape Desk
DBD3672L_	373	Impact; Bullet-Shape Desk
DBD3672R_	373	Impact; Bullet-Shape Desk
DBR3048_	373	Impact; Bullet-Shape Desk
DBR3054_	373	Impact; Bullet-Shape Desk
DBR3060_	373	Impact; Bullet-Shape Desk
DBR3066_	373	Impact; Bullet-Shape Desk
DC2566_	377	Impact; Credenza
DC2572_	377	Impact; Credenza
DC2L2560_	377	Impact; Credenza
DC2L2572_	377	Impact; Credenza
DC4848_	378	Impact; Freestanding Cnr Unit
DCK2566_	377	Impact; Credenza
DCK2572_	377	Impact; Credenza
DCK2572L_	377	Impact; Credenza
DCK2572R_	377	Impact; Credenza
DCK2578L_	377	Impact; Credenza
DCK2578R_	377	Impact; Credenza
DCK2584L_	377	Impact; Credenza
DCK2584R_	377	Impact; Credenza
DCK2590L_	377	Impact; Credenza
DCK2590R_	377	Impact; Credenza
DCK2596L_	377	Impact; Credenza
DCK2596R_	377	Impact; Credenza
DEP2418L	393	Impact; Support Panel
DEP2418R	393	Impact; Support Panel
DEP3018L	393	Impact; Support Panel
DEP3018R	393	Impact; Support Panel
DF25102	395	Impact; Finished Back Panel
DF25108	395	Impact; Finished Back Panel
DF2554	395	Impact; Finished Back Panel
DF2560	395	Impact; Finished Back Panel
DF2566	395	Impact; Finished Back Panel
DF2572	395	Impact; Finished Back Panel
DF2578	395	Impact; Finished Back Panel
DF2584	395	Impact; Finished Back Panel
DF2590	395	Impact; Finished Back Panel
DF2596	395	Impact; Finished Back Panel
DH1554A	415	Impact; Single-Height Overhead Strg
DH1554B	415	Impact; Single-Height Overhead Strg
DH1554D	415	Impact; Single-Height Overhead Strg
DH1560B	415	Impact; Single-Height Overhead Strg
DH1560D	415	Impact; Single-Height Overhead Strg
DH1566B	415	Impact; Single-Height Overhead Strg
DH1566D	415	Impact; Single-Height Overhead Strg
DH1572A	415	Impact; Single-Height Overhead Strg
DH1572B	415	Impact; Single-Height Overhead Strg
DH1572D	415	Impact; Single-Height Overhead Strg
DH1578B	415	Impact; Single-Height Overhead Strg
DH1578D	415	Impact; Single-Height Overhead Strg
DH1584B	415	Impact; Single-Height Overhead Strg
DH1584D	415	Impact; Single-Height Overhead Strg
DH1590A	415	Impact; Single-Height Overhead Strg
DH1590B	415	Impact; Single-Height Overhead Strg
DH1590D	415	Impact; Single-Height Overhead Strg

Style Number	Page	Description
DH1596B	415	Impact; Single-Height Overhead Strg
DH1596D	415	Impact; Single-Height Overhead Strg
DKP121	393	Impact; Support Panel
DL42430	408	Impact; Tall Lateral File
DL42436	408	Impact; Tall Lateral File
DM2554	394	Impact; Desk Modesty Panel
DM2560	394	Impact; Desk Modesty Panel
DM2566	394	Impact; Desk Modesty Panel
DM2572	394	Impact; Desk Modesty Panel
DM2578	394	Impact; Desk Modesty Panel
DPA2418	399	Impact; 18"W Pedestal
DPA2430	401	Impact; 30"W Pedestal
DPA2436	401	Impact; 36"W Pedestal
DPA3018	403	Impact; 18"W Pedestal
DPA3018S	397	Impact; 18"W Pedestal
DPA3030	404	Impact; 30"W Pedestal
DPA3030S	397	Impact; 30"W Pedestal
DPB2418	399	Impact; 18"W Pedestal
DPB2418M	407	Impact; 18"W Mobile Pedestal
DPB2430	401	Impact; 30"W Pedestal
DPB2436	401	Impact; 36"W Pedestal
DPB3018	403	Impact; 18"W Pedestal
DPB3018S	397	Impact; 18"W Pedestal
DPB3030	404	Impact; 30"W Pedestal
DPB3030S	397	Impact; 30"W Pedestal
DPC2418	399	Impact; 18"W Pedestal
DPC2418M	407	Impact; 18"W Mobile Pedestal
DPC2430	401	Impact; 30"W Pedestal
DPC2436	401	Impact; 36"W Pedestal
DPC2436M	407	Impact; 36"W Mobile Pedestal
DPC3018	403	Impact; 18"W Pedestal
DPC3018S	397	Impact; 18"W Pedestal
DPC3030	404	Impact; 30"W Pedestal
DPC3030S	397	Impact; 30"W Pedestal
DPD2412	399	Impact; 12"W Pedestal
DPD2418	399	Impact; 18"W Pedestal
DPD2418M	407	Impact; 18"W Mobile Pedestal
DPD2430	401	Impact; 30"W Pedestal
DPD2436	401	Impact; 36"W Pedestal
DPD2436M	407	Impact; 36"W Mobile Pedestal
DPD3012	403	Impact; 12"W Pedestal
DPD3012S	396	Impact; 12"W Pedestal
DPD3018	403	Impact; 18"W Pedestal
DPD3018S	397	Impact; 18"W Pedestal
DPD3030	404	Impact; 30"W Pedestal
DPD3030S	397	Impact; 30"W Pedestal
DPE2412	399	Impact; 12"W Pedestal
DPE2418	399	Impact; 18"W Pedestal
DPE2430	401	Impact; 30"W Pedestal
DPE2436	401	Impact; 36"W Pedestal
DPE2436M	407	Impact; 36"W Mobile Pedestal
DPE3012	403	Impact; 12"W Pedestal
DPE3012S	396	Impact; 12"W Pedestal
DPE3018	403	Impact; 18"W Pedestal
DPE3018S	397	Impact; 18"W Pedestal

Style Number	Page	Description	Style Number	Page	Description
DPE3030	404	Impact; 30"W Pedestal	DT1572	419	Impact; Hutch
DPE3030S	397	Impact; 30"W Pedestal	DT1578	419	Impact; Hutch
DPF2412	399	Impact; 12"W Pedestal	DT1584	419	Impact; Hutch
DPF2418	399	Impact; 18"W Pedestal	DT1590	419	Impact; Hutch
DPF3012	403	Impact; 12"W Pedestal	DT1596	419	Impact; Hutch
DPF3012S	396	Impact; 12"W Pedestal	DT2254	420	Impact; Tackboard
DPF3018	403	Impact; 18"W Pedestal	DT2260	420	Impact; Tackboard
DPF3018S	397	Impact; 18"W Pedestal	DT2266	420	Impact; Tackboard
DPG2436	401	Impact; 36"W Pedestal	DT2272	420	Impact; Tackboard
DPG2436L	401	Impact; 36"W Pedestal	DT2278	420	Impact; Tackboard
DPG2436R	401	Impact; 36"W Pedestal	DT2284	420	Impact; Tackboard
DPG3036L	404	Impact; 36"W Pedestal	DT2290	420	Impact; Tackboard
DPG3036LS	397	Impact; 36"W Pedestal	DT2296	420	Impact; Tackboard
DPG3036R	404	Impact; 36"W Pedestal	DTA2518	411	Impact; 18"W Tower
DPG3036RS	397	Impact; 36"W Pedestal	DTA2530	413	Impact; 30"W Tower
DPH2436	401	Impact; 36"W Pedestal	DTA2536	413	Impact; 36"W Tower
DPH2436L	401	Impact; 36"W Pedestal	DTB2518	411	Impact; 18"W Tower
DPH2436M	407	Impact; 36"W Mobile Pedestal	DTC2512	411	Impact; 12"W Tower
DPH2436R	401	Impact; 36"W Pedestal	DTC2518	411	Impact; 18"W Tower
DPH3036L	404	Impact; 36"W Pedestal	DTD2512	411	Impact; 12"W Tower
DPH3036LS	397	Impact; 36"W Pedestal	DTD2518	411	Impact; 18"W Tower
DPH3036R	404	Impact; 36"W Pedestal	DTD2530	413	Impact; 30"W Tower
DPH3036RS	397	Impact; 36"W Pedestal	DTD2536	413	Impact; 36"W Tower
DPL2412	399	Impact; 12"W Pedestal	DTE2512	410	Impact; 12"W Tower
DPL3012	403	Impact; 12"W Pedestal	DTE2518	410	Impact; 18"W Tower
DPL3012S	396	Impact; 12"W Pedestal	DTE2530	413	Impact; 30"W Tower
DPR2412	399	Impact; 12"W Pedestal	DTE2536	413	Impact; 36"W Tower
DPR3012	403	Impact; 12"W Pedestal	DTF2512	411	Impact; 12"W Tower
DPR3012S	396	Impact; 12"W Pedestal	DTF2518	411	Impact; 18"W Tower
DR2542L_	375	Impact; Return	DTF2530	413	Impact; 30"W Tower
DR2542R_	375	Impact; Return	DTF2536	413	Impact; 36"W Tower
DR2548L_	375	Impact; Return	DTG2512	411	Impact; 12"W Tower
DR2548R_	375	Impact; Return	DTG2518	411	Impact; 18"W Tower
DR2554L_	375	Impact; Return	DVSS2912	530	Divisio Side Screen
DR2554R_	375	Impact; Return	DWB3066_	383	Impact; Desk Worksurface
DR2560L_	375	Impact; Return	DWB3072_	383	Impact; Desk Worksurface
DR2560R_	375	Impact; Return	DWB3078_	383	Impact; Desk Worksurface
DR2566L_	375	Impact; Return	DWB3666_	383	Impact; Desk Worksurface
DR2566R_	375	Impact; Return	DWB3672_	383	Impact; Desk Worksurface
DR2572L_	375	Impact; Return	DWB3678_	383	Impact; Desk Worksurface
DR2572R_	375	Impact; Return	DWB3684_	383	Impact; Desk Worksurface
DR2578L_	375	Impact; Return	DWBR3048_	391	Impact; Run-Off Worksurface
DR2578R_	375	Impact; Return	DWBR3054_	391	Impact; Run-Off Worksurface
DSB3636	381	Impact; Tech Center Leaf	DWBR3060_	391	Impact; Run-Off Worksurface
DSC4848	381	Impact; Tech Center Leaf	DWBR3066_	391	Impact; Run-Off Worksurface
DSE9025L_	381	Impact; Tech Center Leaf	DWBR3072_	391	Impact; Run-Off Worksurface
DSE9025LU_	381	Impact; Tech Center Leaf	DWBR3648_	391	Impact; Run-Off Worksurface
DSE9025R_	381	Impact; Tech Center Leaf	DWBR3654_	391	Impact; Run-Off Worksurface
DSE9025RU_	381	Impact; Tech Center Leaf	DWBR3660_	391	Impact; Run-Off Worksurface
DSL3621_	381	Impact; Tech Center Leaf	DWBR3666_	391	Impact; Run-Off Worksurface
DSW3630_	379	Impact; Tech Center Worksurface	DWBR3672_	391	Impact; Run-Off Worksurface
DSW3630L_	379	Impact; Tech Center Worksurface	DWC25102_	385	Impact; Credenza Worksurface
DT1554	419	Impact; Hutch	DWC25108_	385	Impact; Credenza Worksurface
DT1560	419	Impact; Hutch	DWC2554_	385	Impact; Credenza Worksurface
DT1566	419	Impact; Hutch	DWC2560_	385	Impact; Credenza Worksurface

Style Number Index, continued

Style Number	Page	Description
DWC2566_	385	Impact; Credenza Worksurface
DWC2572_	385	Impact; Credenza Worksurface
DWC2578_	385	Impact; Credenza Worksurface
DWC2584_	385	Impact; Credenza Worksurface
DWC2590_	385	Impact; Credenza Worksurface
DWC2596_	385	Impact; Credenza Worksurface
DWCC2554_	385	Impact; Credenza Worksurface
DWCC2560_	385	Impact; Credenza Worksurface
DWCC2566_	385	Impact; Credenza Worksurface
DWCC2572_	385	Impact; Credenza Worksurface
DWCC2578_	385	Impact; Credenza Worksurface
DWCC2584_	385	Impact; Credenza Worksurface
DWCC2590_	385	Impact; Credenza Worksurface
DWCC2596_	385	Impact; Credenza Worksurface
DWD3066_	383	Impact; Desk Worksurface
DWD3072_	383	Impact; Desk Worksurface
DWD3078_	383	Impact; Desk Worksurface
DWD3666_	383	Impact; Desk Worksurface
DWD3672_	383	Impact; Desk Worksurface
DWD3678_	383	Impact; Desk Worksurface
DWD3684_	383	Impact; Desk Worksurface
DWDR3060_	391	Impact; Run-Off Worksurface
DWDR3066_	391	Impact; Run-Off Worksurface
DWDR3072_	391	Impact; Run-Off Worksurface
DWDR3660_	391	Impact; Run-Off Worksurface
DWDR3666_	391	Impact; Run-Off Worksurface
DWDR3672_	391	Impact; Run-Off Worksurface
DWL2536L_	389	Impact; Return Worksurface
DWL2536R_	389	Impact; Return Worksurface
DWL2542L_	389	Impact; Return Worksurface
DWL2542R_	389	Impact; Return Worksurface
DWL2548L_	389	Impact; Return Worksurface
DWL2548R_	389	Impact; Return Worksurface
DWL2554L_	389	Impact; Return Worksurface
DWL2554R_	389	Impact; Return Worksurface
DWL2560L_	389	Impact; Return Worksurface
DWL2560R_	389	Impact; Return Worksurface
DWL2566L_	389	Impact; Return Worksurface
DWL2566R_	389	Impact; Return Worksurface
DWL2572L_	389	Impact; Return Worksurface
DWL2572R_	389	Impact; Return Worksurface
DWL2578L_	389	Impact; Return Worksurface
DWL2578R_	389	Impact; Return Worksurface
DWL2584L_	389	Impact; Return Worksurface
DWL2584R_	389	Impact; Return Worksurface
DWP4272_	383	Impact; Desk Worksurface
DWP4278_	383	Impact; Desk Worksurface
DWP4878_	383	Impact; Desk Worksurface
DWP4884_	383	Impact; Desk Worksurface
DWPR4248_	391	Impact; Run-Off Worksurface
DWPR4254_	391	Impact; Run-Off Worksurface
DWPR4260_	391	Impact; Run-Off Worksurface
DWPR4266_	391	Impact; Run-Off Worksurface
DWPR4272_	391	Impact; Run-Off Worksurface
DWPR4278_	391	Impact; Run-Off Worksurface

Style Number	Page	Description
DWS1554	419	Impact; Hutch
DWS1560	419	Impact; Hutch
DWS1566	419	Impact; Hutch
DWS1572	419	Impact; Hutch
DWS1578	419	Impact; Hutch
DWS1584	419	Impact; Hutch
DWS1590	419	Impact; Hutch
DWS1596	419	Impact; Hutch
DWU2542_	386	Impact; Bridge Worksurface
DWU2548_	386	Impact; Bridge Worksurface
DWU2554_	386	Impact; Bridge Worksurface
GFUCCM	540	Cord and Cable Mg
GFUCMC	540	Internode Harness Clip
GLAH1548	345	Header
GLAH1572	345	Header
GLAH2448	345	Header
GLAH2472	345	Header
GLAL60S	335	Garland; Light Valance
GLAL66S	335	Garland; Light Valance
GLAL72S	335	Garland; Light Valance
GLAL90S	335	Garland; Light Valance
GLBF153028P	341	Garland; Freestanding Bookcase
GLBF153045P	341	Garland; Freestanding Bookcase
GLBF153073P	341	Garland; Freestanding Bookcase
GLBF153628P	341	Garland; Freestanding Bookcase
GLBF153645P	341	Garland; Freestanding Bookcase
GLBF153673P	341	Garland; Freestanding Bookcase
GLBS151544L	339	Garland; Stacking Bookcase
GLBS151544P	339	Garland; Stacking Bookcase
GLBS151544R	339	Garland; Stacking Bookcase
GLBS153044D	339	Garland; Stacking Bookcase
GLBS153044P	339	Garland; Stacking Bookcase
GLBS153644D	339	Garland; Stacking Bookcase
GLBS153644P	339	Garland; Stacking Bookcase
GLCZ24102F	328	Garland; Shell Credenza
GLCZ24102J	327	Garland; Kneespace Credenza
GLCZ24102K	327	Garland; Kneespace Credenza
GLCZ2460A	325	Garland; Full-Storage Credenza
GLCZ2460B	325	Garland; Full-Storage Credenza
GLCZ2460C	325	Garland; Full-Storage Credenza
GLCZ2460D	325	Garland; Full-Storage Credenza
GLCZ2460E	325	Garland; Full-Storage Credenza
GLCZ2460L	327	Garland; Kneespace Credenza
GLCZ2460M	327	Garland; Kneespace Credenza
GLCZ2460N	327	Garland; Kneespace Credenza
GLCZ2460P	327	Garland; Kneespace Credenza
GLCZ2460R	327	Garland; Kneespace Credenza
GLCZ2466D	325	Garland; Full-Storage Credenza
GLCZ2466E	325	Garland; Full-Storage Credenza
GLCZ2466L	327	Garland; Kneespace Credenza
GLCZ2466M	327	Garland; Kneespace Credenza
GLCZ2466R	327	Garland; Kneespace Credenza
GLCZ2472A	325	Garland; Full-Storage Credenza
GLCZ2472B	325	Garland; Full-Storage Credenza
GLCZ2472C	325	Garland; Full-Storage Credenza

Style Number	Page	Description	Style Number	Page	Description
GLCZ2472D	325	Garland; Full-Storage Credenza	GLMS156044C	333	Garland; Service Module
GLCZ2472F	328	Garland; Shell Credenza	GLMS156644B	333	Service Module
GLCZ2472L	327	Garland; Kneespace Credenza	GLMS156644C	333	Garland; Service Module
GLCZ2472M	327	Garland; Kneespace Credenza	GLMS157244B	333	Service Module
GLCZ2472N	327	Garland; Kneespace Credenza	GLMS157244C	333	Garland; Service Module
GLCZ2472P	327	Garland; Kneespace Credenza	GLMS159044B	333	Service Module
GLCZ2472R	327	Garland; Kneespace Credenza	GLMS159044C	333	Garland; Service Module
GLCZ2490D	325	Garland; Full-Storage Credenza	GLPM201523	329	Garland; Mobile Pedestal
GLCZ2490E	325	Garland; Full-Storage Credenza	GLRB3048	315	Garland; Bullet Run-Off
GLCZ2490J	327	Garland; Kneespace Credenza	GLRB3060	315	Garland; Bullet Run-Off
GLCZ2490K	327	Garland; Kneespace Credenza	GLRB3672	315	Garland; Bullet Run-Off
GLCZ2490N	327	Garland; Kneespace Credenza	GLRD3060L	319	Garland; Desk Return
GLCZ2490P	327	Garland; Kneespace Credenza	GLRD3060R	319	Garland; Desk Return
GLCZ2496F	328	Garland; Shell Credenza	GLRD3072L	319	Garland; Desk Return
GLCZ2496J	327	Garland; Kneespace Credenza	GLRD3072R	319	Garland; Desk Return
GLCZ2496K	327	Garland; Kneespace Credenza	GLRT2442L	321	Garland; Return
GLDB364272	311	Garland; Double-Pedestal Bow Desk	GLRT2442R	321	Garland; Return
GLDD3060	311	Garland; Double-Pedestal Desk	GLRT2448L	321	Garland; Return
GLDD3066	311	Garland; Double-Pedestal Desk	GLRT2448R	321	Garland; Return
GLDD3672	311	Garland; Double-Pedestal Desk	GLRT2472L	321	Garland; Return
GLDS3060L	311	Garland; Single-Pedestal Desk	GLRT2472R	321	Garland; Return
GLDS3060R	311	Garland; Single-Pedestal Desk	GLTB3060	317	Garland; Bullet Table
GLDS3066L	311	Garland; Single-Pedestal Desk	GLTB3672	317	Garland; Bullet Table
GLDS3066R	311	Garland; Single-Pedestal Desk	GLTC243648	344	Garland; Consultation Table
GLDS3072L	311	Garland; Single-Pedestal Desk	GLTC243672	344	Garland; Consultation Table
GLDS3072R	311	Garland; Single-Pedestal Desk	GLTP307242L	317	Garland; P-Shape Table
GLDS3672L	311	Garland; Single-Pedestal Desk	GLTP307242R	317	Garland; P-Shape Table
GLDS3672R	311	Garland; Single-Pedestal Desk	GLTW242473G	343	Garland; Tower
GLDW364272L	311	Garland; Single-Pedestal Bow Desk	GLTW242473H	343	Garland; Tower
GLDW364272R	311	Garland; Single-Pedestal Bow Desk	GLUC4242242	323	Garland, Corner Unit
GLDX10272L	313	Garland; Cockpit Config Bow Desk	GLXE1212	348	Garland Edge Profile Samples
GLDX10272R	313	Garland; Cockpit Config Bow Desk	IPXE1212	422	Impact Edge Profile Samples
GLDY10266L	314	Garland; Cockpit Config Bullet	LOCK9201FR	589	Lock Cylinder
GLDY10266R	314	Garland; Cockpit Config Bullet	LOCK9201XF	589	Lock Cylinder
GLDY10272L	314	Garland; Cockpit Config Bullet	LOCK9250FR	589	Lock Cylinder
GLDY10272R	314	Garland; Cockpit Config Bullet	LOCK9250XF	589	Lock Cylinder
GLGC2442	322	Garland; Curved Front Bridge	LOCKPB9201FR	589	Payback Field-Installed Lock
GLGC2448	322	Garland; Curved Front Bridge	LOCKPB9250FR	589	Payback Field-Installed Lock
GLGG2442	322	Garland; Bridge	LPTL30	567	LED Personal Task Light
GLGG2448	322	Garland; Bridge	LPTL30NR	567	LED Personal Task Light
GLIT4842W	334	Tackboard	LS1FSC	563	Daisy Chain Cord
GLIT6021S	334	Garland; Tackboard	LS6FSC	563	Daisy Chain Cord
GLIT6621S	334	Garland; Tackboard	LSB24K2	564	Utility2 Shelf Light
GLIT7221S	334	Garland; Tackboard	LSB24KC2	564	Utility2 Shelf Light
GLIT7242W	334	Tackboard	LSB24KD2	564	Utility2 Shelf Light
GLIT9021S	334	Garland; Tackboard	LSB24KS2	564	Utility2 Shelf Light
GLKV243073B	343	Garland; Vertical Cabinet	LSB24M2	565	Utility2 Shelf Light
GLKV243673B	343	Garland; Vertical Cabinet	LSB24MC2	565	Utility2 Shelf Light
GLKW243073	343	Garland; Wardrobe	LSB24MD2	565	Utility2 Shelf Light
GLKW243673	343	Garland; Wardrobe	LSB24MS2	565	Utility2 Shelf Light
GLLF243028T	330	Garland; Lateral File 2-High	LSB36K2	564	Utility2 Shelf Light
GLLF243051F	331	Garland; Lateral File 4-High	LSB36KC2	564	Utility2 Shelf Light
GLLF243628T	330	Garland; Lateral File 2-High	LSB36KD2	564	Utility2 Shelf Light
GLLF243651F	331	Garland; Lateral File 4-High	LSB36KS2	564	Utility2 Shelf Light
GLMS156044B	333	Service Module	LSB36M2	565	Utility2 Shelf Light

Style Number Index, continued

Style Number	Page	Description
--------------	------	-------------

LSB36MC2	565	Utility2 Shelf Light
LSB36MD2	565	Utility2 Shelf Light
LSB36MS2	565	Utility2 Shelf Light
LSB48K2	564	Utility2 Shelf Light
LSB48KC2	564	Utility2 Shelf Light
LSB48KD2	564	Utility2 Shelf Light
LSB48KS2	564	Utility2 Shelf Light
LSB48M2	565	Utility2 Shelf Light
LSB48MC2	565	Utility2 Shelf Light
LSB48MD2	565	Utility2 Shelf Light
LSB48MS2	565	Utility2 Shelf Light
LSL18	566	LED Light
LSL18YA	566	LED Light
LSL18YB	566	LED Light
LSM24K	563	Standard Light
LSM24KC	563	Standard Light
LSM24KD	563	Standard Light
LSM36K	563	Standard Light
LSM36KC	563	Standard Light
LSM36KD	563	Standard Light
LSM48K	563	Standard Light
LSM48KC	563	Standard Light
LSM48KD	563	Standard Light
PTDMGB1	536	Power Sphere
PTDMGB2	536	Power Sphere
PTDMGB3	88, 536	Pwr Comm Sphere
PTDMGB4	536	Pwr Comm Sphere
PTDMGB5	537	Communication Sphere
PTRLGB1	537	Oval Power and Comm Port
PTRLGBCAP	537	Decorative Metal Cap
PTRSGB1	538	Power Comm Port
PTRSGBCAP	538	Decorative Metal Cap
SPC	424, 505	Power & Comm Box
SPCH	424, 505	Power & Comm Box
SPP	424, 505	Power & Comm Box
SPPH	424, 505	Power & Comm Box
TBD2428C	500	Convene: Contemporary Disk Base
TBD2428N	500	Convene; Transitional Disk Base
TBD3028C	500	Convene; Contemporary Disk Base
TBD3028N	500	Convene; Transitional Disk Base
TS121KBS	90	Keyboard Shelf
TS130TLCWD	90	Center Drawer
TS5AAO131717H	174	Payback Desktop Organizer
TS5AAO131717V	174	Payback Desktop Organizer
TS5AB293014	184	C Payback Bkcase
TS5AB293614	184	C Payback Bkcase
TS5AB483014	184	C Payback Bkcase
TS5AB483614	184	C Payback Bkcase
TS5AB663014	184	C Payback Bkcase
TS5AB663614	184	C Payback Bkcase
TS5AB723014	184	C Payback Bkcase
TS5AB723614	184	C Payback Bkcase
TS5ABO36	185	C Payback Bkcase
TS5ABO3630	185	C Payback Bkcase
TS5ABO43	185	C Payback Bkcase

Style Number	Page	Description
--------------	------	-------------

TS5ABO4330	185	C Payback Bkcase
TS5ABR2024	132	C Payback Bridge
TS5ABR2030	132	C Payback Bridge
TS5ABR2036	132	C Payback Bridge
TS5ABR2042	132	C Payback Bridge
TS5ABR2048	132	C Payback Bridge
TS5ABR2054	132	C Payback Bridge
TS5ABR2060	132	C Payback Bridge
TS5ABR2424	132	C Payback Bridge
TS5ABR2430	132	C Payback Bridge
TS5ABR2436	132	C Payback Bridge
TS5ABR2442	132	C Payback Bridge
TS5ABR2448	132	C Payback Bridge
TS5ABR2454	132	C Payback Bridge
TS5ABR2460	132	C Payback Bridge
TS5ABS3014	185	Payback Shelf
TS5ABS3614	185	Payback Shelf
TS5AC304F	159	C Payback Strg Cab
TS5AC30F	159	C Payback Strg Cab
TS5AC30M	160	C Payback Strg Cab
TS5ACAB4F	159	C Payback Strg Cab
TS5ACABF	159	C Payback Strg Cab
TS5ACABM	160	C Payback Strg Cab
TS5ACB2066L	123	C Payback Shell
TS5ACB2066R	123	C Payback Shell
TS5ACB2072L	123	C Payback Shell
TS5ACB2072R	123	C Payback Shell
TS5ACB2078L	123	C Payback Shell
TS5ACB2078R	123	C Payback Shell
TS5ACB2466L	123	C Payback Shell
TS5ACB2466R	123	C Payback Shell
TS5ACB2472L	123	C Payback Shell
TS5ACB2472R	123	C Payback Shell
TS5ACB2478L	123	C Payback Shell
TS5ACB2478R	123	C Payback Shell
TS5ACD2066	141	C Payback Cred
TS5ACD2072	141	C Payback Cred
TS5ACD2466	141	C Payback Cred
TS5ACD2472	141	C Payback Cred
TS5ACD36364	168	C Payback OH Cab
TS5ACD42424	168	C Payback OH Cab
TS5ACD48484	168	C Payback OH Cab
TS5ACE2060L	123	C Payback Shell
TS5ACE2060R	123	C Payback Shell
TS5ACE2066L	123	C Payback Shell
TS5ACE2066R	123	C Payback Shell
TS5ACE2072L	123	C Payback Shell
TS5ACE2072R	123	C Payback Shell
TS5ACE2460L	123	C Payback Shell
TS5ACE2460R	123	C Payback Shell
TS5ACE2466L	123	C Payback Shell
TS5ACE2466R	123	C Payback Shell
TS5ACE2472L	123	C Payback Shell
TS5ACE2472R	123	C Payback Shell
TS5ACL2060L	145	C Payback Cred

Style Number	Page	Description	Style Number	Page	Description
TS5ACL2060R	145	C Payback Cred	TS5ADF3072	133	C Payback D Wksf
TS5ACL2066L	145	C Payback Cred	TS5ADF3666	133	C Payback D Wksf
TS5ACL2066R	145	C Payback Cred	TS5ADF3672	133	C Payback D Wksf
TS5ACL2072L	145	C Payback Cred	TS5ADM3060	133	C Payback D Wksf
TS5ACL2072R	145	C Payback Cred	TS5ADM3066	133	C Payback D Wksf
TS5ACL2460L	145	C Payback Cred	TS5ADM3072	133	C Payback D Wksf
TS5ACL2460R	145	C Payback Cred	TS5ADM3672	133	C Payback D Wksf
TS5ACL2466L	145	C Payback Cred	TS5ADP3060	113	C Payback Desk
TS5ACL2466R	145	C Payback Cred	TS5ADP3066	113	C Payback Desk
TS5ACL2472L	145	C Payback Cred	TS5ADP3072	113	C Payback Desk
TS5ACL2472R	145	C Payback Cred	TS5ADP3672	113	C Payback Desk
TS5ACLL2072	145	C Payback Cred	TS5ADS2448	134	C Payback D Wksf
TS5ACLL2472	145	C Payback Cred	TS5ADS2454	134	C Payback D Wksf
TS5ACS2060L	143	C Payback Cred	TS5ADS2460	134	C Payback D Wksf
TS5ACS2060R	143	C Payback Cred	TS5ADS2466	134	C Payback D Wksf
TS5ACS2066	141	C Payback Cred	TS5ADS3048	134	C Payback D Wksf
TS5ACS2066L	143	C Payback Cred	TS5ADS3054	134	C Payback D Wksf
TS5ACS2066R	143	C Payback Cred	TS5ADS3060	134	C Payback D Wksf
TS5ACS2072	141	C Payback Cred	TS5ADS3066	134	C Payback D Wksf
TS5ACS2072L	143	C Payback Cred	TS5ADS3072	134	C Payback D Wksf
TS5ACS2072R	143	C Payback Cred	TS5ADS3666	134	C Payback D Wksf
TS5ACS2460L	143	C Payback Cred	TS5ADS3672	134	C Payback D Wksf
TS5ACS2460R	143	C Payback Cred	TS5ADW3666	113	C Payback Desk
TS5ACS2466	141	C Payback Cred	TS5ADW4272	113	C Payback Desk
TS5ACS2466L	143	C Payback Cred	TS5AEB2066L	123	E Payback Shell
TS5ACS2466R	143	C Payback Cred	TS5AEB2066R	123	E Payback Shell
TS5ACS2472	141, 143	C Payback Cred	TS5AEB2072L	123	E Payback Shell
TS5ACS2472L	143	C Payback Cred	TS5AEB2072R	123	E Payback Shell
TS5ACSB2448B	149	Classic Payback Buffet Credenza	TS5AEB2078L	123	E Payback Shell
TS5ACSB2448P	149	Classic Payback Buffet Credenza	TS5AEB2078R	123	E Payback Shell
TS5ACSB2466B	149	Classic Payback Buffet Credenza	TS5AEB2466L	123	E Payback Shell
TS5ACSB2466P	149	Classic Payback Buffet Credenza	TS5AEB2466R	123	E Payback Shell
TS5ACSB2478B	149	Classic Payback Buffet Credenza	TS5AEB2472L	123	E Payback Shell
TS5ACSB2478P	149	Classic Payback Buffet Credenza	TS5AEB2472R	123	E Payback Shell
TS5ACSL2066	147	C Payback Cred	TS5AEB2478L	123	E Payback Shell
TS5ACSL2072	147	C Payback Cred	TS5AEB2478R	123	E Payback Shell
TS5ACSL2466	147	C Payback Cred	TS5AEB293014	184	E Payback Bkcase
TS5ACSL2472	147	C Payback Cred	TS5AEB293614	184	E Payback Bkcase
TS5ACSR2066	147	C Payback Cred	TS5AEB483014	184	E Payback Bkcase
TS5ACSR2072	147	C Payback Cred	TS5AEB483614	184	E Payback Bkcase
TS5ACSR2466	147	C Payback Cred	TS5AEB663014	184	E Payback Bkcase
TS5ACSR2472	147	C Payback Cred	TS5AEB663614	184	E Payback Bkcase
TS5ACSS2066	147	C Payback Cred	TS5AEB723014	184	E Payback Bkcase
TS5ACSS2072	147	C Payback Cred	TS5AEB723614	184	E Payback Bkcase
TS5ACSS2466	147	C Payback Cred	TS5AEB036	185	E Payback Bkcase
TS5ACSS2472	147	C Payback Cred	TS5AEB03630	185	E Payback Bkcase
TS5ACTRD	214	C Payback Drawer	TS5AEB043	185	E Payback Bkcase
TS5ADF2448	133	C Payback D Wksf	TS5AEB04330	185	E Payback Bkcase
TS5ADF2454	133	C Payback D Wksf	TS5AEBR2024	132	E Payback Bridge
TS5ADF2460	133	C Payback D Wksf	TS5AEBR2030	132	E Payback Bridge
TS5ADF2466	133	C Payback D Wksf	TS5AEBR2036	132	E Payback Bridge
TS5ADF3048	133	C Payback D Wksf	TS5AEBR2042	132	E Payback Bridge
TS5ADF3054	133	C Payback D Wksf	TS5AEBR2048	132	E Payback Bridge
TS5ADF3060	133	C Payback D Wksf	TS5AEBR2054	132	E Payback Bridge
TS5ADF3066	133	C Payback D Wksf	TS5AEBR2060	132	E Payback Bridge

Style Number Index, continued

**Style
Number**

Page

Description

TS5AEBR2424	132	E Payback Bridge
TS5AEBR2430	132	E Payback Bridge
TS5AEBR2436	132	E Payback Bridge
TS5AEBR2442	132	E Payback Bridge
TS5AEBR2448	132	E Payback Bridge
TS5AEBR2454	132	E Payback Bridge
TS5AEBR2460	132	E Payback Bridge
TS5AEC2060L	143	E Payback Cred
TS5AEC2060R	143	E Payback Cred
TS5AEC2066L	143	E Payback Cred
TS5AEC2066R	143	E Payback Cred
TS5AEC2460L	143	E Payback Cred
TS5AEC2460R	143	E Payback Cred
TS5AEC2466L	143	E Payback Cred
TS5AEC2466R	143	E Payback Cred
TS5AEC2472L	143	E Payback Cred
TS5AEC2472R	143	E Payback Cred
TS5AEC304F	159	Executive Payback Storage Cabinet
TS5AEC30F	159	Executive Payback Storage Cabinet
TS5AEC30M	160	Executive Payback Storage Cabinet
TS5AECAB4F	159	E Payback Strg Cab
TS5AECABF	159	E Payback Strg Cab
TS5AECABM	160	E Payback Strg Cab
TS5AECB448B	149	Executive Payback Buffet Credenza
TS5AECB448P	149	Executive Payback Buffet Credenza
TS5AECB466B	149	Executive Payback Buffet Credenza
TS5AECB466P	149	Executive Payback Buffet Credenza
TS5AECB478B	149	Executive Payback Buffet Credenza
TS5AECB478P	149	Executive Payback Buffet Credenza
TS5AECC466	147	E Payback Cred
TS5AECC472	147	E Payback Cred
TS5AECC66	147	E Payback Cred
TS5AECC72	147	E Payback Cred
TS5AECCL466	147	E Payback Cred
TS5AECCL472	147	E Payback Cred
TS5AECCL66	147	E Payback Cred
TS5AECCL72	147	E Payback Cred
TS5AECD2066	141	E Payback Cred
TS5AECD2466	141	E Payback Cred
TS5AECD2472	141	E Payback Cred
TS5AECD72	141	E Payback Cred
TS5AECL460L	145	E Payback Cred
TS5AECL460R	145	E Payback Cred
TS5AECL466L	145	E Payback Cred
TS5AECL466R	145	E Payback Cred
TS5AECL472L	145	E Payback Cred
TS5AECL472R	145	E Payback Cred
TS5AECL60L	145	E Payback Cred
TS5AECL60R	145	E Payback Cred
TS5AECL66L	145	E Payback Cred
TS5AECL66R	145	E Payback Cred
TS5AECL72L	145	E Payback Cred
TS5AECL72R	145	E Payback Cred
TS5AECLC466	147	E Payback Cred
TS5AECLC472	147	E Payback Cred

**Style
Number**

Page

Description

TS5AECLC66	147	E Payback Cred
TS5AECLC72	147	E Payback Cred
TS5AECLL472	145	E Payback Cred
TS5AECLL72	145	E Payback Cred
TS5AECR1836	125	E Payback Shell
TS5AECR2036	125	E Payback Shell
TS5AECR2436	125	E Payback Shell
TS5AECR2442	125	E Payback Shell
TS5AECR2448	125	E Payback Shell
TS5AECR3042	125	E Payback Shell
TS5AECR3048	125	E Payback Shell
TS5AECS72L	143	E Payback Cred
TS5AECS72R	143	E Payback Cred
TS5AECX2066	141	E Payback Cred
TS5AECX2466	141	E Payback Cred
TS5AECX2472	141	E Payback Cred
TS5AECX72	141	E Payback Cred
TS5AED3060	113	E Payback Desk
TS5AED3066	113	E Payback Desk
TS5AED3072	113	E Payback Desk
TS5AED3672	113	E Payback Desk
TS5AED3684	113	E Payback Desk
TS5AEDF2448	133	E Payback D Wksf
TS5AEDF2454	133	E Payback D Wksf
TS5AEDF2460	133	E Payback D Wksf
TS5AEDF2466	133	E Payback D Wksf
TS5AEDF3048	133	E Payback D Wksf
TS5AEDF3054	133	E Payback D Wksf
TS5AEDF3060	133	E Payback D Wksf
TS5AEDF3066	133	E Payback D Wksf
TS5AEDF3072	133	E Payback D Wksf
TS5AEDF3666	133	E Payback D Wksf
TS5AEDF3672	133	E Payback D Wksf
TS5AEDM3060	133	E Payback D Wksf
TS5AEDM3066	133	E Payback D Wksf
TS5AEDM3072	133	E Payback D Wksf
TS5AEDM3672	133	E Payback D Wksf
TS5AEDS2448	134	E Payback D Wksf
TS5AEDS2454	134	E Payback D Wksf
TS5AEDS2460	134	E Payback D Wksf
TS5AEDS2466	134	E Payback D Wksf
TS5AEDS3048	134	E Payback D Wksf
TS5AEDS3054	134	E Payback D Wksf
TS5AEDS3060	134	E Payback D Wksf
TS5AEDS3066	134	E Payback D Wksf
TS5AEDS3072	134	E Payback D Wksf
TS5AEDS3666	134	E Payback D Wksf
TS5AEDS3672	134	E Payback D Wksf
TS5AEE2060L	123	E Payback Shell
TS5AEE2060R	123	E Payback Shell
TS5AEE2066L	123	E Payback Shell
TS5AEE2066R	123	E Payback Shell
TS5AEE2072L	123	E Payback Shell
TS5AEE2072R	123	E Payback Shell
TS5AEE2460L	123	E Payback Shell

Style Number	Page	Description	Style Number	Page	Description
TS5AEE2460R	123	E Payback Shell	TS5AEN2460	127	E Payback Shell
TS5AEE2466L	123	E Payback Shell	TS5AEN2466	127	E Payback Shell
TS5AEE2466R	123	E Payback Shell	TS5AEN2472	127	E Payback Shell
TS5AEE2472L	123	E Payback Shell	TS5AEN2478	127	E Payback Shell
TS5AEE2472R	123	E Payback Shell	TS5AEN2484	127	E Payback Shell
TS5AEFOBFB	151	E Payback Pedestal	TS5AEN2496	127	E Payback Shell
TS5AEFR2448	139	E Payback Rect Wksf	TS5AEN3030	127	E Payback Shell
TS5AEFR2454	139	E Payback Rect Wksf	TS5AEN3036	127	E Payback Shell
TS5AEFR2460	139	E Payback Rect Wksf	TS5AEN3042	127	E Payback Shell
TS5AEFR2466	139	E Payback Rect Wksf	TS5AEN3048	127	E Payback Shell
TS5AEFR3048	139	E Payback Rect Wksf	TS5AEN3054	127	E Payback Shell
TS5AEFR3054	139	E Payback Rect Wksf	TS5AEN3060	127	E Payback Shell
TS5AEFR3060	139	E Payback Rect Wksf	TS5AEN3066	127	E Payback Shell
TS5AEFR3066	139	E Payback Rect Wksf	TS5AEN3072	127	E Payback Shell
TS5AEFR3072	139	E Payback Rect Wksf	TS5AEN3078	127	E Payback Shell
TS5AEFR3666	139	E Payback Rect Wksf	TS5AEN3084	127	E Payback Shell
TS5AEFR3672	139	E Payback Rect Wksf	TS5AEN3096	127	E Payback Shell
TS5AEFSBB	151	E Payback Pedestal	TS5AE036364	168	E Payback OH Cab
TS5AEFSBBF	151	E Payback Pedestal	TS5AE042424	168	E Payback OH Cab
TS5AEFSBF	151	E Payback Pedestal	TS5AE048484	168	E Payback OH Cab
TS5AEFSF	151	E Payback Pedestal	TS5AE0H30	163	E Payback OH Cab
TS5AEFSFF	151	E Payback Pedestal	TS5AE0H3043	163	E Payback OH Cab
TS5AEHSCL4F	159	E Payback Strg Cab	TS5AE0H3043B	165	E Payback Two Doors
TS5AEHSCLF	159	E Payback Strg Cab	TS5AE0H30X	167	E Payback OH Cab
TS5AEHSCLM	160	E Payback Strg Cab	TS5AE0H30X4	167	E Payback OH Cab
TS5AEJ2466L	128	E Payback Shell	TS5AE0H36	163	E Payback OH Cab
TS5AEJ2466R	128	E Payback Shell	TS5AE0H3636	168	E Payback OH Cab
TS5AEJ2472L	128	E Payback Shell	TS5AE0H3643	163	E Payback OH Cab
TS5AEJ2472R	128	E Payback Shell	TS5AE0H3643B	165	E Payback Two Doors
TS5AEJ2478L	128	E Payback Shell	TS5AE0H36X	167	E Payback OH Cab
TS5AEJ2478R	128	E Payback Shell	TS5AE0H36X4	167	E Payback OH Cab
TS5AEL30F2	155	E Payback Lat File	TS5AE0H42	163	E Payback OH Cab
TS5AEL30M2	156	E Payback Lat File	TS5AE0H4242	168	E Payback OH Cab
TS5AEL430F2	155	E Payback Lat File	TS5AE0H4243	163	E Payback OH Cab
TS5AEL436F2	155	E Payback Lat File	TS5AE0H4243B	165	E Payback Two Doors
TS5AELATF2	155	E Payback Lat File	TS5AE0H42X	167	E Payback OH Cab
TS5AELATF3	155	E Payback Lat File	TS5AE0H42X4	167	E Payback OH Cab
TS5AELATF4	155	E Payback Lat File	TS5AE0H48	163	E Payback OH Cab
TS5AELATM2	156	E Payback Lat File	TS5AE0H4843	163	E Payback OH Cab
TS5AELECT	196	E Payback Lectern	TS5AE0H4843B	165	E Payback Three Doors
TS5AEMBBF	153	E Payback Pedestal	TS5AE0H4848	168	E Payback OH Cab
TS5AEMBF	153	E Payback Pedestal	TS5AE0H48X	167	E Payback OH Cab
TS5AEMFF	153	E Payback Pedestal	TS5AE0H48X4	167	E Payback OH Cab
TS5AEMOBF	153	E Payback Pedestal	TS5AE0H54	163	E Payback OH Cab
TS5AEMR3060	139	E Payback Rect Wksf	TS5AE0H5443	163	E Payback OH Cab
TS5AEMR3066	139	E Payback Rect Wksf	TS5AE0H5443B	165	E Payback Four Doors
TS5AEMR3072	139	E Payback Rect Wksf	TS5AE0H54X	167	E Payback OH Cab
TS5AEMR3672	139	E Payback Rect Wksf	TS5AE0H54X4	167	E Payback OH Cab
TS5AEMRSC20	197	E Payback Svc Cart	TS5AE0H60	163	E Payback OH Cab
TS5AEMRSC32	197	E Payback Svc Cart	TS5AE0H6043	163	E Payback OH Cab
TS5AEN2430	127	E Payback Shell	TS5AE0H6043B	165	E Payback Four Doors
TS5AEN2436	127	E Payback Shell	TS5AE0H60X	167	E Payback OH Cab
TS5AEN2442	127	E Payback Shell	TS5AE0H60X4	167	E Payback OH Cab
TS5AEN2448	127	E Payback Shell	TS5AE0H66	163	E Payback OH Cab
TS5AEN2454	127	E Payback Shell	TS5AE0H6643	163	E Payback OH Cab

Style Number Index, continued

Style Number	Page	Description
TS5AEOH6643B	165	E Payback Four Doors
TS5AEOH66X	167	E Payback OH Cab
TS5AEOH66X4	167	E Payback OH Cab
TS5AEOH72	163	E Payback OH Cab
TS5AEOH7243	163	E Payback OH Cab
TS5AEOH7243B	165	E Payback Four Doors
TS5AEOH72X	167	E Payback OH Cab
TS5AEOH72X4	167	E Payback OH Cab
TS5AEOH78	163	E Payback OH Cab
TS5AEOH7843	163	E Payback OH Cab
TS5AEOH7843B	165	E Payback Four Doors
TS5AEOH78X	167	E Payback OH Cab
TS5AEOH78X4	167	E Payback OH Cab
TS5AEPF4260L	137	E Payback P Wksf
TS5AEPF4260R	137	E Payback P Wksf
TS5AEPF4266L	137	E Payback P Wksf
TS5AEPF4266R	137	E Payback P Wksf
TS5AEPF4272L	137	E Payback P Wksf
TS5AEPF4272R	137	E Payback P Wksf
TS5AEPM4260L	137	E Payback P Wksf
TS5AEPM4260R	137	E Payback P Wksf
TS5AEPM4266L	137	E Payback P Wksf
TS5AEPM4266R	137	E Payback P Wksf
TS5AEPM4272L	137	E Payback P Wksf
TS5AEPM4272R	137	E Payback P Wksf
TS5AEPS4260L	138	E Payback P Wksf
TS5AEPS4260R	138	E Payback P Wksf
TS5AEPS4266L	138	E Payback P Wksf
TS5AEPS4266R	138	E Payback P Wksf
TS5AEPS4272L	138	E Payback P Wksf
TS5AEPS4272R	138	E Payback P Wksf
TS5AEQ1636L	187	Quarter-Round Bookcase
TS5AEQ1636R	187	E Payback Bkcase
TS5AEQ1643L	187	E Payback Bkcase
TS5AEQ1643R	187	E Payback Bkcase
TS5AEQ1666L	187	E Payback Bkcase
TS5AEQ1666R	187	E Payback Bkcase
TS5AEQ1672L	187	E Payback Bkcase
TS5AEQ1672R	187	E Payback Bkcase
TS5AEQ2029L	187	E Payback Bkcase
TS5AEQ2029R	187	E Payback Bkcase
TS5AEQ2066L	187	E Payback Bkcase
TS5AEQ2066R	187	E Payback Bkcase
TS5AEQ2429L	187	E Payback Bkcase
TS5AEQ2429R	187	E Payback Bkcase
TS5AEQ2466L	187	E Payback Bkcase
TS5AEQ2466R	187	E Payback Bkcase
TS5AEQ2472L	187	E Payback Bkcase
TS5AEQ2472R	187	E Payback Bkcase
TS5AEQS2029L	186	E Payback Quarter Bkcase
TS5AEQS2029R	186	E Payback Quarter Bkcase
TS5AEQS2065L	186	E Payback Quarter Bkcase
TS5AEQS2065R	186	E Payback Quarter Bkcase
TS5AEQS2072L	186	E Payback Quarter Bkcase
TS5AEQS2072R	186	E Payback Quarter Bkcase

Style Number	Page	Description
TS5AEQS2429L	186	E Payback Quarter Bkcase
TS5AEQS2429R	186	E Payback Quarter Bkcase
TS5AEQS2465L	186	E Payback Quarter Bkcase
TS5AEQS2465R	186	E Payback Quarter Bkcase
TS5AEQS2472L	186	E Payback Quarter Bkcase
TS5AEQS2472R	186	E Payback Quarter Bkcase
TS5AER2036L	117	E Payback Return
TS5AER2036R	117	E Payback Return
TS5AER2042L	117	E Payback Return
TS5AER2042R	117	E Payback Return
TS5AER2048L	117	E Payback Return
TS5AER2048R	117	E Payback Return
TS5AER2054L	117	E Payback Return
TS5AER2054R	117	E Payback Return
TS5AER2060L	117	E Payback Return
TS5AER2060R	117	E Payback Return
TS5AER2436L	117	E Payback Return
TS5AER2436R	117	E Payback Return
TS5AER2442L	117	E Payback Return
TS5AER2442R	117	E Payback Return
TS5AER2448L	117	E Payback Return
TS5AER2448R	117	E Payback Return
TS5AER2454L	117	E Payback Return
TS5AER2454R	117	E Payback Return
TS5AER2460L	117	E Payback Return
TS5AER2460R	117	E Payback Return
TS5AERD66L	119	E Payback Desk
TS5AERD66R	119	E Payback Desk
TS5AERD72L	119	E Payback Desk
TS5AERD72R	119	E Payback Desk
TS5AERG30	130	E Payback Gallery
TS5AERG36	130	E Payback Gallery
TS5AERG3636	130	E Payback Gallery
TS5AERG42	130	E Payback Gallery
TS5AERG4242	130	E Payback Gallery
TS5AERG48	130	E Payback Gallery
TS5AERG4848	130	E Payback Gallery
TS5AERG54	130	E Payback Gallery
TS5AERG60	130	E Payback Gallery
TS5AERG66	130	E Payback Gallery
TS5AERG72	130	E Payback Gallery
TS5AERG78	130	E Payback Gallery
TS5AERG84	130	E Payback Gallery
TS5AERG96	130	E Payback Gallery
TS5AERR42L	119	E Payback Return
TS5AERR42R	119	E Payback Return
TS5AERR48L	119	E Payback Return
TS5AERR48R	119	E Payback Return
TS5AERS2030	121	E Payback Shell
TS5AERS2036	121	E Payback Shell
TS5AERS2042	121	E Payback Shell
TS5AERS2048	121	E Payback Shell
TS5AERS2054	121	E Payback Shell
TS5AERS2060	121	E Payback Shell
TS5AERS2066	121	E Payback Shell

Style Number	Page	Description
--------------	------	-------------

TS5AERS2072	121	E Payback Shell
TS5AERS2078	121	E Payback Shell
TS5AERS2084	121	E Payback Shell
TS5AERS2096	121	E Payback Shell
TS5AERS2430	121	E Payback Shell
TS5AERS2436	121	E Payback Shell
TS5AERS2442	121	E Payback Shell
TS5AERS2448	121	E Payback Shell
TS5AERS2454	121	E Payback Shell
TS5AERS2460	121	E Payback Shell
TS5AERS2466	121	E Payback Shell
TS5AERS2472	121	E Payback Shell
TS5AERS2478	121	E Payback Shell
TS5AERS2484	121	E Payback Shell
TS5AERS2496	121	E Payback Shell
TS5AERS3030	121	E Payback Shell
TS5AERS3036	121	E Payback Shell
TS5AERS3042	121	E Payback Shell
TS5AERS3048	121	E Payback Shell
TS5AERS3054	121	E Payback Shell
TS5AERS3060	121	E Payback Shell
TS5AERS3066	121	E Payback Shell
TS5AERS3072	121	E Payback Shell
TS5AERS3078	121	E Payback Shell
TS5AERS3084	121	E Payback Shell
TS5AERS3096	121	E Payback Shell
TS5AERS3672	121	E Payback Shell
TS5AERT2036	202	E Payback Table Top
TS5AERT2042	202	E Payback Table Top
TS5AERT2048	202	E Payback Table Top
TS5AERT2054	202	E Payback Table Top
TS5AERT2060	202	E Payback Table Top
TS5AERT2066	202	E Payback Table Top
TS5AERT2072	202	E Payback Table Top
TS5AERT2436	202	E Payback Table Top
TS5AERT2442	202	E Payback Table Top
TS5AERT2448	202	E Payback Table Top
TS5AERT2454	202	E Payback Table Top
TS5AERT2460	203	E Payback Table Top
TS5AERT2466	203	E Payback Table Top
TS5AERT2472	203	E Payback Table Top
TS5AERT3036	203	E Payback Table Top
TS5AERT3042	203	E Payback Table Top
TS5AERT3048	203	E Payback Table Top
TS5AERT3054	203	E Payback Table Top
TS5AERT3060	203	E Payback Table Top
TS5AERT3066	203	E Payback Table Top
TS5AERT3072	203	E Payback Table Top
TS5AES3048L	115	E Payback Desk
TS5AES3048R	115	E Payback Desk
TS5AES3054L	115	E Payback Desk
TS5AES3054R	115	E Payback Desk
TS5AES3060L	115	E Payback Desk
TS5AES3060R	115	E Payback Desk
TS5AES3066L	115	E Payback Desk

Style Number	Page	Description
--------------	------	-------------

TS5AES3066R	115	E Payback Desk
TS5AES3072L	115	E Payback Desk
TS5AES3072R	115	E Payback Desk
TS5AES3672L	115	E Payback Desk
TS5AES3672R	115	E Payback Desk
TS5AESCL2	183	E Payback Strg Cab
TS5AESCL20306	183	E Payback Strg Cab
TS5AESCL20307	183	E Payback Strg Cab
TS5AESCL207	183	E Payback Strg Cab
TS5AESCL24306	183	E Payback Strg Cab
TS5AESCL24307	183	E Payback Strg Cab
TS5AESCL246	183	E Payback Strg Cab
TS5AESCL247	183	E Payback Strg Cab
TS5AESCS	181	E Payback Strg Cab
TS5AESCS207	181	E Payback Strg Cab
TS5AESCS246	181	E Payback Strg Cab
TS5AESCS247	181	E Payback Strg Cab
TS5AESCTRDL	179	E Payback Wrdb Cab
TS5AESCTRDR	179	E Payback Wrdb Cab
TS5AESCTRL	179	E Payback Wrdb Cab
TS5AESCTRR	179	E Payback Wrdb Cab
TS5AESCW	181	E Payback Wrdb Cab
TS5AESCW207	181	E Payback Wrdb Cab
TS5AESCW246	181	E Payback Wrdb Cab
TS5AESCW247	181	E Payback Wrdb Cab
TS5AESW2065	181	E Payback Wrdb Cab
TS5AESW2072	181	E Payback Wrdb Cab
TS5AESW2465	181	E Payback Wrdb Cab
TS5AESW2472	181	E Payback Wrdb Cab
TS5AETB120	205	E Payback Table Top
TS5AETB144	205	E Payback Table Top
TS5AETB168	205	E Payback Table Top
TS5AETB96	205	E Payback Table Top
TS5AETCT	210	E Payback Table
TS5AETCT30	212	E Payback Table
TS5AETCT42	210	E Payback Table
TS5AETCTL	211	E Payback Table
TS5AETCTL42	211	E Payback Table
TS5AETD206L	179	E Payback Wrdb Cab
TS5AETD206R	179	E Payback Wrdb Cab
TS5AETD207L	179	E Payback Wrdb Cab
TS5AETD207R	179	E Payback Wrdb Cab
TS5AETD247L	179	E Payback Wrdb Cab
TS5AETD247R	179	E Payback Wrdb Cab
TS5AETDE24	200	E Payback Table
TS5AETDE30	200	E Payback Table
TS5AETET	212	E Payback Table
TS5AETETL	213	E Payback Table
TS5AETETL30	213	E Payback Table
TS5AETPT	198	E Payback Table
TS5AETR120	204	E Payback Table Top
TS5AETR144	204	E Payback Table Top
TS5AETR168	204	E Payback Table Top
TS5AETR66	204	E Payback Table Top
TS5AETR72	204	E Payback Table Top

Style Number Index, continued

Style Number	Page	Description
TS5AETR96	204	E Payback Table Top
TS5AETRE120	204	E Payback Table Top
TS5AETRE144	204	E Payback Table Top
TS5AETRE168	204	E Payback Table Top
TS5AETRE60	204	E Payback Table Top
TS5AETRE66	204	E Payback Table Top
TS5AETRE72	204	E Payback Table Top
TS5AETRE96	204	E Payback Table Top
TS5AETRND36	201	E Payback Table Top
TS5AETRND42	201	E Payback Table Top
TS5AETRND48	201	E Payback Table Top
TS5AETRND54	201	E Payback Table Top
TS5AETS204L	179	E Payback Strg Cab
TS5AETS204R	179	E Payback Strg Cab
TS5AETS205L	179	E Payback Strg Cab
TS5AETS205R	179	E Payback Strg Cab
TS5AETS206L	179	E Payback Wrdb Cab
TS5AETS206R	179	E Payback Wrdb Cab
TS5AETS207L	179	E Payback Wrdb Cab
TS5AETS207R	179	E Payback Wrdb Cab
TS5AETS244L	179	E Payback Strg Cab
TS5AETS244R	179	E Payback Strg Cab
TS5AETS245L	179	E Payback Strg Cab
TS5AETS245R	179	E Payback Strg Cab
TS5AETS247L	179	E Payback Wrdb Cab
TS5AETS247R	179	E Payback Wrdb Cab
TS5AETSQ36	201	E Payback Table Top
TS5AETSQ42	201	E Payback Table Top
TS5AETST40	199	E Payback Table
TS5AETST48	199	E Payback Table
TS5AETST60	199	E Payback Table
TS5AEVC	195	E Payback Vid Cab
TS5AEW3666	113	E Payback Desk
TS5AEW3666L	115	E Payback Desk
TS5AEW3666R	115	E Payback Desk
TS5AEW4272	113	E Payback Desk
TS5AEW4272L	115	E Payback Desk
TS5AEW4272R	115	E Payback Desk
TS5AEW4284	113	E Payback Desk
TS5AEW4284L	115	E Payback Desk
TS5AEW4284R	115	E Payback Desk
TS5AEWM30	172	E Payback OH Cab
TS5AEWM36	172	E Payback OH Cab
TS5AEWM42	172	E Payback OH Cab
TS5AEWM48	172	E Payback OH Cab
TS5AEWM54	172	E Payback OH Cab
TS5AEWM60	172	E Payback OH Cab
TS5AEWM66	172	E Payback OH Cab
TS5AEWM72	172	E Payback OH Cab
TS5AEWM78	172	E Payback OH Cab
TS5AEWMB	194	E Payback Mkbd Cab
TS5AEWMD30	171	E Payback OH Cab
TS5AEWMD36	171	E Payback OH Cab
TS5AEWMD42	171	E Payback OH Cab
TS5AEWMD48	171	E Payback OH Cab

Style Number	Page	Description
TS5AEWMD54	171	E Payback OH Cab
TS5AEWMD60	171	E Payback OH Cab
TS5AEWMD66	171	E Payback OH Cab
TS5AEWMD72	171	E Payback OH Cab
TS5AEWMD78	171	E Payback OH Cab
TS5AFMBBF	153	C Payback Pedestal
TS5AFMBF	153	C Payback Pedestal
TS5AFMFF	153	C Payback Pedestal
TS5AFMOBF	153	C Payback Pedestal
TS5AFR2448	139	C Payback Rect Wksf
TS5AFR2454	139	C Payback Rect Wksf
TS5AFR2460	139	C Payback Rect Wksf
TS5AFR2466	139	C Payback Rect Wksf
TS5AFR3048	139	C Payback Rect Wksf
TS5AFR3054	139	C Payback Rect Wksf
TS5AFR3060	139	C Payback Rect Wksf
TS5AFR3066	139	C Payback Rect Wksf
TS5AFR3072	139	C Payback Rect Wksf
TS5AFR3666	139	C Payback Rect Wksf
TS5AFR3672	139	C Payback Rect Wksf
TS5AFSBB	151	C Payback Pedestal
TS5AFSBBF	151	C Payback Pedestal
TS5AFSBF	151	C Payback Pedestal
TS5AFSF	151	C Payback Pedestal
TS5AFSFF	151	C Payback Pedestal
TS5AFSOBF	151	C Payback Pedestal
TS5AGRM	215	C Payback Grommet
TS5AH2466	188	C Payback Desk
TS5AH3066	188	C Payback Desk
TS5AH4230L	188	C Payback Return
TS5AH4230R	188	C Payback Return
TS5AH4830L	188	C Payback Return
TS5AH4830R	188	C Payback Return
TS5AHP54L	189	C Payback Return
TS5AHP54R	189	C Payback Return
TS5AHSCL4F	159	C Payback Strg Cab
TS5AHSCLF	159	C Payback Strg Cab
TS5AHSCLM	160	C Payback Strg Cab
TS5AJC2466L	128	C Payback Shell
TS5AJC2466R	128	C Payback Shell
TS5AJC2472L	128	C Payback Shell
TS5AJC2472R	128	C Payback Shell
TS5AJC2478L	128	C Payback Shell
TS5AJC2478R	128	C Payback Shell
TS5AKRS22	214	C Payback Key Shelf
TS5AKRS30	214	C Payback Key Shelf
TS5AL30F2	155	C Payback Lat File
TS5AL30M2	156	C Payback Lat File
TS5AL430F2	155	C Payback Lat File
TS5AL436F2	155	C Payback Lat File
TS5ALATF2	155	C Payback Lat File
TS5ALATF3	155	C Payback Lat File
TS5ALATF4	155	C Payback Lat File
TS5ALATM2	156	C Payback Lat File
TS5ALECT	196	C Payback Lectern

Style Number	Page	Description	Style Number	Page	Description
TS5ALFTBR	216	C Payback File Rail	TS5AQS2072R	186	C Payback Quarter Bkcase
TS5AMOD24	209	Payback Mod Pnl	TS5AQS2429L	186	C Payback Quarter Bkcase
TS5AMOD30	209	Payback Mod Pnl	TS5AQS2429R	186	C Payback Quarter Bkcase
TS5AMOD36	209	Payback Mod Pnl	TS5AQS2465L	186	C Payback Quarter Bkcase
TS5AMOD42	209	Payback Mod Pnl	TS5AQS2465R	186	C Payback Quarter Bkcase
TS5AMOD48	209	Payback Mod Pnl	TS5AQS2472L	186	C Payback Quarter Bkcase
TS5AMOD54	209	Payback Mod Pnl	TS5AQS2472R	186	C Payback Quarter Bkcase
TS5AMOD60	209	Payback Mod Pnl	TS5AR2036L	117	C Payback Return
TS5AMR3060	139	C Payback Rect Wksf	TS5AR2036R	117	C Payback Return
TS5AMR3066	139	C Payback Rect Wksf	TS5AR2042L	117	C Payback Return
TS5AMR3072	139	C Payback Rect Wksf	TS5AR2042R	117	C Payback Return
TS5AMR3672	139	C Payback Rect Wksf	TS5AR2048L	117	C Payback Return
TS5AMRSC20	197	C Payback Svc Cart	TS5AR2048R	117	C Payback Return
TS5AMRSC32	197	C Payback Svc Cart	TS5AR2054L	117	C Payback Return
TS5APF4260L	137	C Payback P Wksf	TS5AR2054R	117	C Payback Return
TS5APF4260R	137	C Payback P Wksf	TS5AR2060L	117	C Payback Return
TS5APF4266L	137	C Payback P Wksf	TS5AR2060R	117	C Payback Return
TS5APF4266R	137	C Payback P Wksf	TS5AR2436L	117	E Payback Return6
TS5APF4272L	137	C Payback P Wksf	TS5AR2436R	117	C Payback Return
TS5APF4272R	137	C Payback P Wksf	TS5AR2442L	117	C Payback Return
TS5APM4260L	137	C Payback P Wksf	TS5AR2442R	117	C Payback Return
TS5APM4260R	137	C Payback P Wksf	TS5AR2448L	117	C Payback Return
TS5APM4266L	137	C Payback P Wksf	TS5AR2448R	117	C Payback Return
TS5APM4266R	137	C Payback P Wksf	TS5AR2454L	117	C Payback Return
TS5APM4272L	137	C Payback P Wksf	TS5AR2454R	117	C Payback Return
TS5APM4272R	137	C Payback P Wksf	TS5AR2460L	117	C Payback Return
TS5APS4260L	138	C Payback P Wksf	TS5AR2460R	117	C Payback Return
TS5APS4260R	138	C Payback P Wksf	TS5ARECD66L	119	C Payback Desk
TS5APS4266L	138	C Payback P Wksf	TS5ARECD66R	119	C Payback Desk
TS5APS4266R	138	C Payback P Wksf	TS5ARECDL	119	C Payback Desk
TS5APS4272L	138	C Payback P Wksf	TS5ARECDR	119	C Payback Desk
TS5APS4272R	138	C Payback P Wksf	TS5ARECRL	119	C Payback Return
TS5AQ1636L	187	C Payback Bkcase	TS5ARECRR	119	C Payback Return
TS5AQ1636R	187	C Payback Bkcase	TS5ARG30	130	C Payback Gallery
TS5AQ1643L	187	C Payback Bkcase	TS5ARG36	130	C Payback Gallery
TS5AQ1643R	187	C Payback Bkcase	TS5ARG3636	130	C Payback Gallery
TS5AQ1666L	187	C Payback Bkcase	TS5ARG42	130	C Payback Gallery
TS5AQ1666R	187	C Payback Bkcase	TS5ARG4242	130	C Payback Gallery
TS5AQ1672L	187	C Payback Bkcase	TS5ARG48	130	C Payback Gallery
TS5AQ1672R	187	C Payback Bkcase	TS5ARG4848	130	C Payback Gallery
TS5AQ2029L	187	C Payback Bkcase	TS5ARG54	130	C Payback Gallery
TS5AQ2029R	187	C Payback Bkcase	TS5ARG60	130	C Payback Gallery
TS5AQ2066L	187	C Payback Bkcase	TS5ARG66	130	C Payback Gallery
TS5AQ2066R	187	C Payback Bkcase	TS5ARG72	130	C Payback Gallery
TS5AQ2429L	187	C Payback Bkcase	TS5ARG78	130	C Payback Gallery
TS5AQ2429R	187	C Payback Bkcase	TS5ARG84	130	C Payback Gallery
TS5AQ2466L	187	C Payback Bkcase	TS5ARG96	130	C Payback Gallery
TS5AQ2466R	187	C Payback Bkcase	TS5ARN2430	127	C Payback Shell
TS5AQ2472L	187	C Payback Bkcase	TS5ARN2436	127	C Payback Shell
TS5AQ2472R	187	C Payback Bkcase	TS5ARN2442	127	C Payback Shell
TS5AQS2029L	186	C Payback Quarter Bkcase	TS5ARN2448	127	C Payback Shell
TS5AQS2029R	186	C Payback Quarter Bkcase	TS5ARN2454	127	C Payback Shell
TS5AQS2065L	186	C Payback Quarter Bkcase	TS5ARN2460	127	C Payback Shell
TS5AQS2065R	186	C Payback Quarter Bkcase	TS5ARN2466	127	C Payback Shell
TS5AQS2072L	186	C Payback Quarter Bkcase	TS5ARN2472	127	C Payback Shell

Style Number Index, continued

Style Number	Page	Description
TS5ARN2478	127	C Payback Shell
TS5ARN2484	127	C Payback Shell
TS5ARN2496	127	C Payback Shell
TS5ARN3030	127	C Payback Shell
TS5ARN3036	127	C Payback Shell
TS5ARN3042	127	C Payback Shell
TS5ARN3048	127	C Payback Shell
TS5ARN3054	127	C Payback Shell
TS5ARN3060	127	C Payback Shell
TS5ARN3066	127	C Payback Shell
TS5ARN3072	127	C Payback Shell
TS5ARN3078	127	C Payback Shell
TS5ARN3084	127	C Payback Shell
TS5ARN3096	127	C Payback Shell
TS5ARR48L	119	C Payback Return
TS5ARR48R	119	C Payback Return
TS5ARS2030	121	C Payback Shell
TS5ARS2036	121	C Payback Shell
TS5ARS2042	121	C Payback Shell
TS5ARS2048	121	C Payback Shell
TS5ARS2054	121	C Payback Shell
TS5ARS2060	121	C Payback Shell
TS5ARS2066	121	C Payback Shell
TS5ARS2072	121	C Payback Shell
TS5ARS2078	121	C Payback Shell
TS5ARS2084	121	C Payback Shell
TS5ARS2096	121	C Payback Shell
TS5ARS2430	121	C Payback Shell
TS5ARS2436	121	C Payback Shell
TS5ARS2442	121	C Payback Shell
TS5ARS2448	121	C Payback Shell
TS5ARS2454	121	C Payback Shell
TS5ARS2460	121	C Payback Shell
TS5ARS2466	121	C Payback Shell
TS5ARS2472	121	C Payback Shell
TS5ARS2478	121	C Payback Shell
TS5ARS2484	121	C Payback Shell
TS5ARS2496	121	C Payback Shell
TS5ARS3030	121	C Payback Shell
TS5ARS3036	121	C Payback Shell
TS5ARS3042	121	C Payback Shell
TS5ARS3048	121	C Payback Shell
TS5ARS3054	121	C Payback Shell
TS5ARS3060	121	C Payback Shell
TS5ARS3066	121	C Payback Shell
TS5ARS3072	121	C Payback Shell
TS5ARS3078	121	C Payback Shell
TS5ARS3084	121	C Payback Shell
TS5ARS3096	121	C Payback Shell
TS5ARS3672	121	C Payback Shell
TS5ART2036	202	C Payback Table Top
TS5ART2042	202	C Payback Table Top
TS5ART2048	202	C Payback Table Top
TS5ART2054	202	C Payback Table Top
TS5ART2060	202	C Payback Table Top

Style Number	Page	Description
TS5ART2066	202	C Payback Table Top
TS5ART2072	202	C Payback Table Top
TS5ART2436	202	C Payback Table Top
TS5ART2442	202	C Payback Table Top
TS5ART2448	202	C Payback Table Top
TS5ART2454	202	C Payback Table Top
TS5ART2460	203	C Payback Table Top
TS5ART2466	203	C Payback Table Top
TS5ART2472	203	C Payback Table Top
TS5ART3036	203	C Payback Table Top
TS5ART3042	203	C Payback Table Top
TS5ART3048	203	C Payback Table Top
TS5ART3054	203	C Payback Table Top
TS5ART3060	203	C Payback Table Top
TS5ART3066	203	C Payback Table Top
TS5ART3072	203	C Payback Table Top
TS5ARTB30	131	Payback Tackboard
TS5ARTB36	131	Payback Tackboard
TS5ARTB3636	131	Payback Tackboard
TS5ARTB42	131	Payback Tackboard
TS5ARTB4242	131	Payback Tackboard
TS5ARTB48	131	Payback Tackboard
TS5ARTB4848	131	Payback Tackboard
TS5ARTB54	131	Payback Tackboard
TS5ARTB60	131	Payback Tackboard
TS5ARTB66	131	Payback Tackboard
TS5ARTB72	131	Payback Tackboard
TS5ARTB78	131	Payback Tackboard
TS5ARTB84	131	Payback Tackboard
TS5ARTB96	131	Payback Tackboard
TS5AS1836	125	C Payback Shell
TS5AS2036	125	C Payback Shell
TS5AS2436	125	C Payback Shell
TS5AS2442	125	C Payback Shell
TS5AS2448	125	C Payback Shell
TS5AS3042	125	C Payback Shell
TS5AS3048	125	C Payback Shell
TS5ASCD3636	168	C Payback OH Cab
TS5ASCD4242	168	C Payback OH Cab
TS5ASCD4848	168	C Payback OH Cab
TS5ASCL2	183	C Payback Strg Cab
TS5ASCL20306	183	C Payback Strg Cab
TS5ASCL20307	183	C Payback Strg Cab
TS5ASCL207	183	C Payback Strg Cab
TS5ASCL24306	183	C Payback Strg Cab
TS5ASCL24307	183	C Payback Strg Cab
TS5ASCL246	183	C Payback Strg Cab
TS5ASCL247	183	C Payback Strg Cab
TS5ASCS	181	C Payback Strg Cab
TS5ASCS207	181	C Payback Strg Cab
TS5ASCS246	181	C Payback Strg Cab
TS5ASCS247	181	C Payback Strg Cab
TS5ASCTRD	179	C Payback Wrdb Cab
TS5ASCTRDR	179	C Payback Wrdb Cab
TS5ASCTRSL	179	C Payback Wrdb Cab

Style Number	Page	Description	Style Number	Page	Description
TS5ASCTRSR	179	C Payback Wrdb Cab	TS5ASP3060R	115	C Payback Desk
TS5ASCW	181	C Payback Wrdb Cab	TS5ASP3066L	115	C Payback Desk
TS5ASCW207	181	C Payback Wrdb Cab	TS5ASP3066R	115	C Payback Desk
TS5ASCW246	181	C Payback Wrdb Cab	TS5ASP3072L	115	C Payback Desk
TS5ASCW247	181	C Payback Wrdb Cab	TS5ASP3072R	115	C Payback Desk
TS5ASM30	167	C Payback OH Cab	TS5ASP3672L	115	C Payback Desk
TS5ASM3043	167	C Payback OH Cab	TS5ASP3672R	115	C Payback Desk
TS5ASM36	167	C Payback OH Cab	TS5ASQL164	85, 208	Square Legs
TS5ASM3643	167	C Payback OH Cab	TS5ASQL194	85, 208	Square Legs
TS5ASM42	167	C Payback OH Cab	TS5ASQL272	208	Square Legs
TS5ASM4243	167	C Payback OH Cab	TS5ASQL274	208	Square Legs
TS5ASM48	167	C Payback OH Cab	TS5ASW2065	181	C Payback Wrdb Cab
TS5ASM4843	167	C Payback OH Cab	TS5ASW2072	181	C Payback Wrdb Cab
TS5ASM54	167	C Payback OH Cab	TS5ASW2465	181	C Payback Wrdb Cab
TS5ASM5443	167	C Payback OH Cab	TS5ASW2472	181	C Payback Wrdb Cab
TS5ASM60	167	C Payback OH Cab	TS5ASW3666L	115	C Payback Desk
TS5ASM6043	167	C Payback OH Cab	TS5ASW3666R	115	C Payback Desk
TS5ASM66	167	C Payback OH Cab	TS5ASW4272L	115	C Payback Desk
TS5ASM6643	167	C Payback OH Cab	TS5ASW4272R	115	C Payback Desk
TS5ASM72	167	C Payback OH Cab	TS5ASWTB218	41, 177	Tackboard
TS5ASM7243	167	C Payback OH Cab	TS5ASWTB226	41, 177	Tackboard
TS5ASM78	167	C Payback OH Cab	TS5ASWTB232	41, 177	Tackboard
TS5ASM7843	167	C Payback OH Cab	TS5ASWTB238	41, 177	Tackboard
TS5ASMD30	163	C Payback OH Cab	TS5ASWTB244	41, 177	Tackboard
TS5ASMD3043	163	C Payback OH Cab	TS5ASWTB250	177	Tackboard
TS5ASMD3043B	165	C Payback Two Doors	TS5ASWTB256	41, 177	Tackboard
TS5ASMD36	163	C Payback OH Cab	TS5ASWTB262	41, 177	Tackboard
TS5ASMD3643	163	C Payback OH Cab	TS5ASWTB268	41, 177	Tackboard
TS5ASMD3643B	165	C Payback Two Doors	TS5ASWTB274	177	Tackboard
TS5ASMD42	163	C Payback OH Cab	TS5ASWTB918	41, 177	Tackboard
TS5ASMD4243	163	C Payback OH Cab	TS5ASWTB926	41, 177	Tackboard
TS5ASMD4243B	165	C Payback Two Doors	TS5ASWTB932	41, 177	Tackboard
TS5ASMD48	163	C Payback OH Cab	TS5ASWTB938	41, 177	Tackboard
TS5ASMD4843	163	C Payback OH Cab	TS5ASWTB944	41, 177	Tackboard
TS5ASMD4843B	165	C Payback Three Doors	TS5ASWTB950	177	Tackboard
TS5ASMD54	163	C Payback OH Cab	TS5ASWTB956	41, 177	Tackboard
TS5ASMD5443	163	C Payback OH Cab	TS5ASWTB962	41, 177	Tackboard
TS5ASMD5443B	165	C Payback Four Doors	TS5ASWTB968	41, 177	Tackboard
TS5ASMD60	163	C Payback OH Cab	TS5ASWTB974	177	Tackboard
TS5ASMD6043	163	C Payback OH Cab	TS5ATB30	169	Payback Tackboard
TS5ASMD6043B	165	C Payback Four Doors	TS5ATB3019	169	Payback Tackboard
TS5ASMD66	163	C Payback OH Cab	TS5ATB3023	169	Payback Tackboard
TS5ASMD6643	163	C Payback OH Cab	TS5ATB3023WM	173	Payback Wall-Mounted Tackboard
TS5ASMD6643B	165	C Payback Four Doors	TS5ATB30WM	173	Payback Tackboard
TS5ASMD72	163	C Payback OH Cab	TS5ATB36	169	Payback Tackboard
TS5ASMD7243	163	C Payback OH Cab	TS5ATB3619	169	Payback Tackboard
TS5ASMD7243B	165	C Payback Four Doors	TS5ATB3623	169	Payback Tackboard
TS5ASMD78	163	C Payback OH Cab	TS5ATB3623WM	173	Payback Wall-Mounted Tackboard
TS5ASMD7843	163	C Payback OH Cab	TS5ATB36361	170	Payback Tackboard
TS5ASMD7843B	165	C Payback Four Doors	TS5ATB36WM	173	Payback Tackboard
TS5ASP3048L	115	C Payback Desk	TS5ATB42	169	Payback Tackboard
TS5ASP3048R	115	C Payback Desk	TS5ATB4219	169	Payback Tackboard
TS5ASP3054L	115	C Payback Desk	TS5ATB4223	169	Payback Tackboard
TS5ASP3054R	115	C Payback Desk	TS5ATB4223WM	173	Payback Wall-Mounted Tackboard
TS5ASP3060L	115	C Payback Desk	TS5ATB42421	170	Payback Tackboard

Style Number Index, continued

Style Number	Page	Description
TS5ATB42WM	173	Payback Tackboard
TS5ATB48	169	Payback Tackboard
TS5ATB48120	205	C Payback Table Top
TS5ATB48144	205	C Payback Table Top
TS5ATB48168	205	C Payback Table Top
TS5ATB4819	169	Payback Tackboard
TS5ATB4823	169	Payback Tackboard
TS5ATB4823WM	173	Payback Wall-Mounted Tackboard
TS5ATB48481	170	Payback Tackboard
TS5ATB4896	205	C Payback Table Top
TS5ATB48WM	173	Payback Tackboard
TS5ATB54	169	Payback Tackboard
TS5ATB5419	169	Payback Tackboard
TS5ATB5423	169	Payback Tackboard
TS5ATB5423WM	173	Payback Wall-Mounted Tackboard
TS5ATB54WM	173	Payback Tackboard
TS5ATB60	169	Payback Tackboard
TS5ATB6019	169	Payback Tackboard
TS5ATB6023	169	Payback Tackboard
TS5ATB6023WM	173	Payback Wall-Mounted Tackboard
TS5ATB60WM	173	Payback Tackboard
TS5ATB66	169	Payback Tackboard
TS5ATB6619	169	Payback Tackboard
TS5ATB6623	169	Payback Tackboard
TS5ATB6623WM	173	Payback Wall-Mounted Tackboard
TS5ATB66WM	173	Payback Tackboard
TS5ATB72	169	Payback Tackboard
TS5ATB7219	169	Payback Tackboard
TS5ATB7223	169	Payback Tackboard
TS5ATB7223WM	173	Payback Wall-Mounted Tackboard
TS5ATB72WM	173	Payback Tackboard
TS5ATB78	169	Payback Tackboard
TS5ATB7819	169	Payback Tackboard
TS5ATB7823	169	Payback Tackboard
TS5ATB7823WM	173	Payback Wall-Mounted Tackboard
TS5ATB78WM	173	Payback Tackboard
TS5ATBC3636	170	Payback Tackboard
TS5ATBC4242	170	Payback Tackboard
TS5ATBC4848	170	Payback Tackboard
TS5ATBLS	208	Payback Table Base
TS5ATBLS3	208	Payback Table Base
TS5ATBP120	206	Payback Table Base
TS5ATBP168	206	Payback Table Base
TS5ATBP72	206	Payback Table Base
TS5ATBR18	206	Payback Table Base
TS5ATBR24	206	Payback Table Base
TS5ATBTS	208	Payback T-Base
TS5ATBXS	208	Payback X-Base
TS5ATCT	210	C Payback Table
TS5ATCT30	212	C Payback Table
TS5ATCT42	210	C Payback Table
TS5ATCTL	211	C Payback Table
TS5ATCTL42	211	C Payback Table
TS5ATD204L	179	C Payback Strg Cab
TS5ATD204R	179	C Payback Strg Cab

Style Number	Page	Description
TS5ATD205L	179	C Payback Strg Cab
TS5ATD205R	179	C Payback Strg Cab
TS5ATD206L	179	C Payback Wrdb Cab
TS5ATD206R	179	C Payback Wrdb Cab
TS5ATD207L	179	C Payback Wrdb Cab
TS5ATD207R	179	C Payback Wrdb Cab
TS5ATD244L	179	C Payback Strg Cab
TS5ATD244R	179	C Payback Strg Cab
TS5ATD245L	179	C Payback Strg Cab
TS5ATD245R	179	C Payback Strg Cab
TS5ATD247L	179	C Payback Wrdb Cab
TS5ATD247R	179	C Payback Wrdb Cab
TS5ATDE24	200	C Payback Table
TS5ATDE30	200	C Payback Table
TS5ATET	212	C Payback Table
TS5ATETL	213	C Payback Table
TS5ATETL30	213	C Payback Table
TS5ATPT	198	C Payback Table
TS5ATR3666	204	C Payback Table Top
TS5ATR3672	204	C Payback Table Top
TS5ATR48120	204	C Payback Table Top
TS5ATR48144	204	C Payback Table Top
TS5ATR48168	204	C Payback Table Top
TS5ATR4896	204	C Payback Table Top
TS5ATRE3660	204	C Payback Table Top
TS5ATRE3666	204	C Payback Table Top
TS5ATRE3672	204	C Payback Table Top
TS5ATRE4120	204	C Payback Table Top
TS5ATRE4144	204	C Payback Table Top
TS5ATRE4168	204	C Payback Table Top
TS5ATRE4896	204	C Payback Table Top
TS5ATRND36	201	C Payback Table Top
TS5ATRND42	201	C Payback Table Top
TS5ATRND48	201	C Payback Table Top
TS5ATRND54	201	C Payback Table Top
TS5ATS206L	179	C Payback Wrdb Cab
TS5ATS206R	179	C Payback Wrdb Cab
TS5ATS207L	179	C Payback Wrdb Cab
TS5ATS207R	179	C Payback Wrdb Cab
TS5ATS247L	179	C Payback Wrdb Cab
TS5ATS247R	179	C Payback Wrdb Cab
TS5ATSQ36	201	C Payback Table Top
TS5ATSQ42	201	C Payback Table Top
TS5ATST40	199	C Payback Table
TS5ATST48	199	C Payback Table
TS5ATST60	199	C Payback Table
TS5AVC	195	C Payback Vid Cab
TS5AVLBASE	207	Payback Table Base
TS5AVP2466	191	C Payback Val Wksf
TS5AVP3066	191	C Payback Val Wksf
TS5AVS6666	190	C Payback Val Shell
TS5AVS7272	190	C Payback Val Shell
TS5AVSM66	192	C Payback Val Cab
TS5AVSM72	192	C Payback Val Cab
TS5AVSMD66	192	C Payback Val Cab

Style Number	Page	Description	Style Number	Page	Description
TS5AVSMD72	192	C Payback Val Cab	TS5HL7L4272	25	Currency Sgl-Ped Desk
TS5AVTB66	193	C Payback Val Tkbd	TS5HL7R4272	27	Currency Sgl-Ped Desk
TS5AVTB72	193	C Payback Val Tkbd	TS5HLB24272	23	Currency Dbl-Ped Desk
TS5AWM	215	C Payback Wire Mgr	TS5HLB2436	42	Currency Bridge
TS5AWM30	172	C Payback OH Cab	TS5HLB2442	42	Currency Bridge
TS5AWM36	172	C Payback OH Cab	TS5HLB2448	42	Currency Bridge
TS5AWM42	172	C Payback OH Cab	TS5HLBBF22M	63	Currency Mobile Pedestal
TS5AWM48	172	C Payback OH Cab	TS5HLBF22M	63	Currency Mobile Pedestal
TS5AWM54	172	C Payback OH Cab	TS5HLBK3628	80	Currency Bookcase
TS5AWM60	172	C Payback OH Cab	TS5HLBL4272	25	Currency Sgl-Ped Desk
TS5AWM66	172	C Payback OH Cab	TS5HLBR4272	27	Currency Sgl-Ped Desk
TS5AWM72	172	C Payback OH Cab	TS5HLBS3672	30	Currency Bow Front Desk Shell
TS5AWM78	172	C Payback OH Cab	TS5HLBS4272	30	Currency Bow Front Desk Shell
TS5AWMB	194	C Payback Mkbd Cab	TS5HLC22466	53	Currency Double-Pedestal Cred
TS5AWMD30	171	C Payback OH Cab	TS5HLC22472	53	Currency Double-Pedestal Cred
TS5AWMD36	171	C Payback OH Cab	TS5HLCF2472	54	Currency Full-Storage Cred
TS5AWMD42	171	C Payback OH Cab	TS5HLCCL2466	57	Currency Single-Pedestal Cred
TS5AWMD48	171	C Payback OH Cab	TS5HLCCL2472	57	Currency Single-Pedestal Cred
TS5AWMD54	171	C Payback OH Cab	TS5HLCR2472	57	Currency Single-Pedestal Cred
TS5AWMD60	171	C Payback OH Cab	TS5HLCS2442	32	Currency Crvd Corner Desk Shell
TS5AWMD66	171	C Payback OH Cab	TS5HLD23060	23	Currency Dbl-Ped Desk
TS5AWMD72	171	C Payback OH Cab	TS5HLD23066	23	Currency Dbl-Ped Desk
TS5AWMD78	171	C Payback OH Cab	TS5HLD23072	23	Currency Dbl-Ped Desk
TS5AXLBASE	207	Payback Table Base	TS5HLD23672	23	Currency Dbl-Ped Desk
TS5GF3	89, 215	Flip Grommet	TS5HLDL3060	25	Currency Sgl-Ped Desk
TS5HL2436F2	65	Currency Freestanding Lat File	TS5HLDL3066	25	Currency Sgl-Ped Desk
TS5HL2436S2	67	Currency Freestanding Strg Cab	TS5HLDL3072	25	Currency Sgl-Ped Desk
TS5HL3D3060	23	Currency Dbl-Ped Desk	TS5HLDL3672	25	Currency Sgl-Ped Desk
TS5HL3D3066	23	Currency Dbl-Ped Desk	TS5HLDR3060	27	Currency Sgl-Ped Desk
TS5HL3D3072	23	Currency Dbl-Ped Desk	TS5HLDR3066	27	Currency Sgl-Ped Desk
TS5HL3D3672	23	Currency Dbl-Ped Desk	TS5HLDR3072	27	Currency Sgl-Ped Desk
TS5HL3L3060	25	Currency Sgl-Ped Desk	TS5HLDR3672	27	Currency Sgl-Ped Desk
TS5HL3L3066	25	Currency Sgl-Ped Desk	TS5HLDS2430	29	Currency Rect Desk Shell
TS5HL3L3072	25	Currency Sgl-Ped Desk	TS5HLDS2436	29	Currency Rect Desk Shell
TS5HL3L3672	25	Currency Sgl-Ped Desk	TS5HLDS2442	29	Currency Rect Desk Shell
TS5HL3R3060	27	Currency Sgl-Ped Desk	TS5HLDS2448	29	Currency Rect Desk Shell
TS5HL3R3066	27	Currency Sgl-Ped Desk	TS5HLDS2454	29	Currency Rect Desk Shell
TS5HL3R3072	27	Currency Sgl-Ped Desk	TS5HLDS2460	29	Currency Rect Desk Shell
TS5HL3R3672	27	Currency Sgl-Ped Desk	TS5HLDS2466	29	Currency Rect Desk Shell
TS5HL4C2466	53	Currency Double-Pedestal Cred	TS5HLDS2472	29	Currency Rect Desk Shell
TS5HL4C2472	53	Currency Double-Pedestal Cred	TS5HLDS2484	29	Currency Rect Desk Shell
TS5HL4F2472	54	Currency Full-Storage Cred	TS5HLDS2496	29	Currency Rect Desk Shell
TS5HL4L2466	57	Currency Single-Pedestal Cred	TS5HLDS3030	29	Currency Rect Desk Shell
TS5HL4L2472	57	Currency Single-Pedestal Cred	TS5HLDS3036	29	Currency Rect Desk Shell
TS5HL4R2466	57	Currency Single-Pedestal Cred	TS5HLDS3042	29	Currency Rect Desk Shell
TS5HL4R2472	57	Currency Single-Pedestal Cred	TS5HLDS3048	29	Currency Rect Desk Shell
TS5HL5L2442	35	Currency Return	TS5HLDS3054	29	Currency Rect Desk Shell
TS5HL5L2448	35	Currency Return	TS5HLDS3060	29	Currency Rect Desk Shell
TS5HL5R2442	35	Currency Return	TS5HLDS3066	29	Currency Rect Desk Shell
TS5HL5R2448	35	Currency Return	TS5HLDS3072	29	Currency Rect Desk Shell
TS5HL6L2442	37	Currency Transtn Return	TS5HLDS3672	29	Currency Rect Desk Shell
TS5HL6L2448	37	Currency Transtn Return	TS5HLEL2466	31	Currency Ext Crvd Cor Desk Shell
TS5HL6R2442	37	Currency Transtn Return	TS5HLEL2472	31	Currency Ext Crvd Cor Desk Shell
TS5HL6R2448	37	Currency Transtn Return	TS5HLER2466	31	Currency Ext Crvd Cor Desk Shell
TS5HL7B4272	23	Currency Dbl-Ped Desk	TS5HLER2472	31	Currency Ext Crvd Cor Desk Shell

Style Number Index, continued

Style Number	Page	Description
TS5HLFA3066	47	Currency Rectilinear-Shape Wksf
TS5HLFA3072	47	Currency Rectilinear-Shape Wksf
TS5HLFA3672	47	Currency Rectilinear-Shape Wksf
TS5HLFD3066	43	Currency D-Shape Wksf
TS5HLFD3072	43	Currency D-Shape Wksf
TS5HLFD3672	43	Currency D-Shape Wksf
TS5HLFF22M	63	Currency Mobile Pedestal
TS5HLFL4272	45	Currency P-Shape Wksf
TS5HLFR4272	45	Currency P-Shape Wksf
TS5HLL22472	58	Currency Double Lat File Cred
TS5HLLL2466	59	Currency Single Lateral File Cred
TS5HLLL2472	59	Currency Single Lateral File Cred
TS5HLLR2466	59	Currency Single Lateral File Cred
TS5HLLR2472	59	Currency Single Lateral File Cred
TS5HLLS2472	61	Currency Lat File and Strg Cab Cred
TS5HLMA3066	47	Currency Rectilinear-Shape Wksf
TS5HLMA3072	47	Currency Rectilinear-Shape Wksf
TS5HLMA3672	47	Currency Rectilinear-Shape Wksf
TS5HLMD3066	43	Currency D-Shape Wksf
TS5HLMD3072	43	Currency D-Shape Wksf
TS5HLMD3672	43	Currency D-Shape Wksf
TS5HML4272	45	Currency P-Shape Wksf
TS5HLMR4272	45	Currency P-Shape Wksf
TS5HLNL2442	39	Currency Transtn Return Shell
TS5HLNL2448	39	Currency Transtn Return Shell
TS5HLNR2442	39	Currency Transtn Return Shell
TS5HLNR2448	39	Currency Transtn Return Shell
TS5HLOBF22M	63	Currency Mobile Pedestal
TS5HLPL4272	46	Currency P-Shape Wksf
TS5HLPR4272	46	Currency P-Shape Wksf
TS5HLQL2428	81	Currency Quarter Bookcase
TS5HLQR2428	81	Currency Quarter Bookcase
TS5HLRL2442	35	Currency Return
TS5HLRL2448	35	Currency Return
TS5HLRR2442	35	Currency Return
TS5HLRR2448	35	Currency Return
TS5HLS22472	60	Currency Double-Strg Cred
TS5HLS36	75	Currency Strg Cabinet w/o Door
TS5HLS42	75	Currency Strg Cabinet w/o Door
TS5HLS48	75	Currency Strg Cabinet w/o Door
TS5HLS60	75	Currency Strg Cabinet w/o Door
TS5HLS66	75	Currency Strg Cabinet w/o Door
TS5HLS72	75	Currency Strg Cabinet w/o Door
TS5HLSA3066	48	Currency Rectilinear-Shape Wksf
TS5HLSA3072	48	Currency Rectilinear-Shape Wksf
TS5HLSA3672	48	Currency Rectilinear-Shape Wksf
TS5HLS3066	44	Currency D-Shape Wksf
TS5HLS3072	44	Currency D-Shape Wksf
TS5HLS36	74	Currency Strg Cabinet with Door
TS5HLS3672	44	Currency D-Shape Wksf
TS5HLS42	74	Currency Strg Cabinet with Door
TS5HLS48	74	Currency Strg Cabinet with Door
TS5HLS60	74	Currency Strg Cabinet with Door
TS5HLS66	74	Currency Strg Cabinet with Door
TS5HLS72	74	Currency Strg Cabinet with Door

Style Number	Page	Description
TS5HLSL2472	61	Currency Lat File and Strg Cab Cred
TS5HLTD2442	84	Currency Rectangular Top
TS5HLTD2448	84	Currency Rectangular Top
TS5HLTD2460	84	Currency Rectangular Top
TS5HLTD2466	84	Currency Rectangular Top
TS5HLTD2472	84	Currency Rectangular Top
TS5HLTD3060	84	Currency Rectangular Top
TS5HLTD3066	84	Currency Rectangular Top
TS5HLTD3072	84	Currency Rectangular Top
TS5HLTD3672	84	Currency Rectangular Top
TS5HLTL2442	37	Currency Transtn Return
TS5HLTL2448	37	Currency Transtn Return
TS5HLTR2442	37	Currency Transtn Return
TS5HLTR2448	37	Currency Transtn Return
TS5HLUL2442	38	Currency Return Shell
TS5HLUL2448	38	Currency Return Shell
TS5HLUR2442	38	Currency Return Shell
TS5HLUR2448	38	Currency Return Shell
TS5L2436UL	64	Currency Under-Wksf Lateral File
TS5L2436US	66	Currency Under-Wksf Strg Cab
TS5LBBF23U	62	Currency Under-Wksf Ped
TS5LBBF29U	62	Currency Under-Wksf Ped
TS5LBF23U	62	Currency Under-Wksf Ped
TS5LBF29U	62	Currency Under-Wksf Ped
TS5LBS36	80	Currency Shelf
TS5LCSU	82	Currency Shelf Unit
TS5LFF23U	62	Currency Under-Wksf Ped
TS5LFF29U	62	Currency Under-Wksf Ped
TS5LMC1830	83	Currency Mobile Cart
TS5LMCD1830	83	Currency Mobile Cart
TS5LMCW1830	83	Currency Mobile Cart
TS5LMCW1842	83	Currency Mobile Cart
TS5LMR6L27	86	Currency Column Leg
TS5LMSQL272	85	Square Legs
TS5LMSQL274	85	Square Legs
TS5LOBF23U	62	Currency Under-Wksf Ped
TS5LOBF29U	62	Currency Under-Wksf Ped
TS5LTBO36	71	Currency Tackboard
TS5LTBO42	71	Currency Tackboard
TS5LTBO48	71	Currency Tackboard
TS5LTBO60	71	Currency Tackboard
TS5LTBO66	71	Currency Tackboard
TS5LTBO72	71	Currency Tackboard
TS5LTBW36	73	Currency Wall-Mounted Tackboard
TS5LTBW42	73	Currency Wall-Mounted Tackboard
TS5LTBW48	73	Currency Wall-Mounted Tackboard
TS5LTBW60	73	Currency Wall-Mounted Tackboard
TS5LTBW66	73	Currency Wall-Mounted Tackboard
TS5LTBW72	73	Currency Wall-Mounted Tackboard
TS5LWC5	90	Currency Wksf Wire Clip
TS5TL2436F2	65	Currency Freestanding Lateral File
TS5TL2436S2	67	Currency Freestanding Strg Cab
TS5TL3D3060	23	Currency Dbl-Ped Desk
TS5TL3D3066	23	Currency Dbl-Ped Desk
TS5TL3D3072	23	Currency Dbl-Ped Desk

Style Number	Page	Description	Style Number	Page	Description
TS5TL3D3672	23	Currency Dbl-Ped Desk	TS5TLD23672	23	Currency Dbl-Ped Desk
TS5TL3L3060	25	Currency Sgl-Ped Desk	TS5TLDL3060	25	Currency Sgl-Ped Desk
TS5TL3L3066	25	Currency Sgl-Ped Desk	TS5TLDL3066	25	Currency Sgl-Ped Desk
TS5TL3L3072	25	Currency Sgl-Ped Desk	TS5TLDL3072	25	Currency Sgl-Ped Desk
TS5TL3L3672	25	Currency Sgl-Ped Desk	TS5TLDL3672	25	Currency Sgl-Ped Desk
TS5TL3R3060	27	Currency Sgl-Ped Desk	TS5TLDLW36L	50	Workwall Door
TS5TL3R3066	27	Currency Sgl-Ped Desk	TS5TLDLW72L	50	Workwall Door
TS5TL3R3072	27	Currency Sgl-Ped Desk	TS5TLDR3060	27	Currency Sgl-Ped Desk
TS5TL3R3672	27	Currency Sgl-Ped Desk	TS5TLDR3066	27	Currency Sgl-Ped Desk
TS5TL4C2466	53	Currency Double-Pedestal Cred	TS5TLDR3072	27	Currency Sgl-Ped Desk
TS5TL4C2472	53	Currency Double-Pedestal Cred	TS5TLDR3672	27	Currency Sgl-Ped Desk
TS5TL4F2472	54	Currency Full-Storage Cred	TS5TLDRW36L	50	Workwall Door
TS5TL4L2466	57	Currency Single-Pedestal Cred	TS5TLDRW72L	50	Workwall Door
TS5TL4L2472	57	Currency Single-Pedestal Cred	TS5TLDS2430	29	Currency Rect Desk Shell
TS5TL4R2466	57	Currency Single-Pedestal Cred	TS5TLDS2436	29	Currency Rect Desk Shell
TS5TL4R2472	57	Currency Single-Pedestal Cred	TS5TLDS2442	29	Currency Rect Desk Shell
TS5TL5L2442	35	Currency Return	TS5TLDS2448	29	Currency Rect Desk Shell
TS5TL5L2448	35	Currency Return	TS5TLDS2454	29	Currency Rect Desk Shell
TS5TL5R2442	35	Currency Return	TS5TLDS2460	29	Currency Rect Desk Shell
TS5TL5R2448	35	Currency Return	TS5TLDS2466	29	Currency Rect Desk Shell
TS5TL6L2442	37	Currency Transtn Return	TS5TLDS2472	29	Currency Rect Desk Shell
TS5TL6L2448	37	Currency Transtn Return	TS5TLDS2484	29	Currency Rect Desk Shell
TS5TL6R2442	37	Currency Transtn Return	TS5TLDS2496	29	Currency Rect Desk Shell
TS5TL6R2448	37	Currency Transtn Return	TS5TLDS3030	29	Currency Rect Desk Shell
TS5TL7B4272	23	Currency Dbl-Ped Desk	TS5TLDS3036	29	Currency Rect Desk Shell
TS5TL7L4272	25	Currency Sgl-Ped Desk	TS5TLDS3042	29	Currency Rect Desk Shell
TS5TL7R4272	27	Currency Sgl-Ped Desk	TS5TLDS3048	29	Currency Rect Desk Shell
TS5TLASWW	51	Workwall Adjustable Shelf	TS5TLDS3054	29	Currency Rect Desk Shell
TS5TLB24272	23	Currency Dbl-Ped Desk	TS5TLDS3060	29	Currency Rect Desk Shell
TS5TLB2436	42	Currency Bridge	TS5TLDS3066	29	Currency Rect Desk Shell
TS5TLB2442	42	Currency Bridge	TS5TLDS3072	29	Currency Rect Desk Shell
TS5TLB2448	42	Currency Bridge	TS5TLDS3672	29	Currency Rect Desk Shell
TS5TLBBF22M	63	Currency Mobile Pedestal	TS5TLDWW36	50	Workwall Door
TS5TLBF22M	63	Currency Mobile Pedestal	TS5TLDWW72	50	Workwall Door
TS5TLBK3628	80	Currency Bookcase	TS5TLEL2466	31	Currency Ext Crvd Cor Desk Shell
TS5TLBK3666	80	Currency Bookcase	TS5TLEL2472	31	Currency Ext Crvd Cor Desk Shell
TS5TLBK3672	80	Currency Bookcase	TS5TLER2466	31	Currency Ext Crvd Cor Desk Shell
TS5TLBL4272	25	Currency Sgl-Ped Desk	TS5TLER2472	31	Currency Ext Crvd Cor Desk Shell
TS5TLBR4272	27	Currency Sgl-Ped Desk	TS5TLFA3066	47	Currency Rectilinear-Shape Wksf
TS5TLBS3672	30	Currency Bow Front Desk Shell	TS5TLFA3072	47	Currency Rectilinear-Shape Wksf
TS5TLBS4272	30	Currency Bow Front Desk Shell	TS5TLFA3672	47	Currency Rectilinear-Shape Wksf
TS5TLC22466	53	Currency Double-Pedestal Cred	TS5TLFD3066	43	Currency D-Shape Wksf
TS5TLC22472	53	Currency Double-Pedestal Cred	TS5TLFD3072	43	Currency D-Shape Wksf
TS5TLCBW723	49	Workwall	TS5TLFD3672	43	Currency D-Shape Wksf
TS5TLCBW724	49	Workwall	TS5TLFF22M	63	Currency Mobile Pedestal
TS5TLCBW725	49	Workwall	TS5TLFL4272	45	Currency P-Shape Wksf
TS5TLCF2472	54	Currency Full-Storage Cred	TS5TLFR4272	45	Currency P-Shape Wksf
TS5TLCCL2466	57	Currency Single-Pedestal Cred	TS5TLL22472	58	Currency Double Lateral File Cred
TS5TLCCL2472	57	Currency Single-Pedestal Cred	TS5TLLC2436	79	Currency 36"W Strg Cab
TS5TLCR2466	57	Currency Single-Pedestal Cred	TS5TLLL2466	59	Currency Single Lateral File Cred
TS5TLCR2472	57	Currency Single-Pedestal Cred	TS5TLLL2472	59	Currency Single Lateral File Cred
TS5TLCS2442	32	Currency Crvd Corner Desk Shell	TS5TLRL2466	59	Currency Single Lateral File Cred
TS5TLD23060	23	Currency Dbl-Ped Desk	TS5TLRL2472	59	Currency Single Lateral File Cred
TS5TLD23066	23	Currency Dbl-Ped Desk	TS5TLLS2472	61	Currency Lat File and Strg Cab Cred
TS5TLD23072	23	Currency Dbl-Ped Desk	TS5TLMA3066	47	Currency Rectilinear-Shape Wksf

Style Number Index, continued

Style Number	Page	Description
TS5TLMA3072	47	Currency Rectilinear-Shape Wksf
TS5TLMA3672	47	Currency Rectilinear-Shape Wksf
TS5TLM3066	43	Currency D-Shape Wksf
TS5TLM3072	43	Currency D-Shape Wksf
TS5TLM3672	43	Currency D-Shape Wksf
TS5TLM4272	45	Currency P-Shape Wksf
TS5TLMR4272	45	Currency P-Shape Wksf
TS5TLNL2442	39	Currency Transtn Return Shell
TS5TLNL2448	39	Currency Transtn Return Shell
TS5TLNR2442	39	Currency Transtn Return Shell
TS5TLNR2448	39	Currency Transtn Return Shell
TS5TLOBF22M	63	Currency Mobile Pedestal
TS5TLOBW723	49	Workwall
TS5TLOBW724	49	Workwall
TS5TLOBW725	49	Workwall
TS5TLOD36	69	Currency OH Strg Cab
TS5TLOD42	69	Currency OH Strg Cab
TS5TLOD48	69	Currency OH Strg Cab
TS5TLOD60	69	Currency OH Strg Cab
TS5TLOD66	69	Currency OH Strg Cab
TS5TLOD72	69	Currency OH Strg Cab
TS5TLOH36	70	Currency OH Strg Cab
TS5TLOH42	70	Currency OH Strg Cab
TS5TLOH48	70	Currency OH Strg Cab
TS5TLOH60	70	Currency OH Strg Cab
TS5TLOH66	70	Currency OH Strg Cab
TS5TLOH72	70	Currency OH Strg Cab
TS5TLOL1824	77	Currency 18"W Tower
TS5TLPL4272	46	Currency P-Shape Wksf
TS5TLPR4272	46	Currency P-Shape Wksf
TS5TLQL2428	81	Currency Quarter Bookcase
TS5TLQL2466	81	Currency Quarter Bookcase
TS5TLQR2428	81	Currency Quarter Bookcase
TS5TLQR2466	81	Currency Quarter Bookcase
TS5TLRL2442	35	Currency Return
TS5TLRL2448	35	Currency Return
TS5TLRR2442	35	Currency Return
TS5TLRR2448	35	Currency Return
TS5TLS22472	60	Currency Double-Strg Cred
TS5TLS36	75	Currency Strg Cabinet w/o Door
TS5TLS42	75	Currency Strg Cabinet w/o Door
TS5TLS48	75	Currency Strg Cabinet w/o Door
TS5TLS60	75	Currency Strg Cabinet w/o Door
TS5TLS66	75	Currency Strg Cabinet w/o Door
TS5TLS72	75	Currency Strg Cabinet w/o Door
TS5TLSA3066	48	Currency Rectilinear-Shape Wksf
TS5TLSA3072	48	Currency Rectilinear-Shape Wksf
TS5TLSA3672	48	Currency Rectilinear-Shape Wksf
TS5TLSB3637	68	Currency Stacking Bookcase
TS5TSLD3066	44	Currency D-Shape Wksf
TS5TSLD3072	44	Currency D-Shape Wksf
TS5TSLD36	74	Currency Strg Cabinet with Door
TS5TSLD3672	44	Currency D-Shape Wksf
TS5TSLD42	74	Currency Strg Cabinet with Door
TS5TSLD48	74	Currency Strg Cabinet with Door

Style Number	Page	Description
TS5TSLD60	74	Currency Strg Cabinet with Door
TS5TSLD66	74	Currency Strg Cabinet with Door
TS5TSLD72	74	Currency Strg Cabinet with Door
TS5TSL2472	61	Currency Lat File and Strg Cab Cred
TS5TLTD2442	84	Currency Rectangular Top
TS5TLTD2448	84	Currency Rectangular Top
TS5TLTD2460	84	Currency Rectangular Top
TS5TLTD2466	84	Currency Rectangular Top
TS5TLTD2472	84	Currency Rectangular Top
TS5TLTD3060	84	Currency Rectangular Top
TS5TLTD3066	84	Currency Rectangular Top
TS5TLTD3072	84	Currency Rectangular Top
TS5TLTD3672	84	Currency Rectangular Top
TS5TLTL1824	76	Currency 18"W Tower
TS5TLTL2424	78	Currency 24"W Tower
TS5TLTL2442	37	Currency Transtn Return
TS5TLTL2448	37	Currency Transtn Return
TS5TLTR1824	76	Currency 18"W Tower
TS5TLTR2424	78	Currency 24"W Tower
TS5TLTR2442	37	Currency Transtn Return
TS5TLTR2448	37	Currency Transtn Return
TS5TLTWL48	78	Currency 24"W Tower
TS5TLTWR48	78	Currency 24"W Tower
TS5TLUL2442	38	Currency Return Shell
TS5TLUL2448	38	Currency Return Shell
TS5TLUR2442	38	Currency Return Shell
TS5TLUR2448	38	Currency Return Shell
TS5TLWD36	72	Currency Wall-Mounted OH Strg Cab
TS5TLWD42	72	Currency Wall-Mounted OH Strg Cab
TS5TLWD48	72	Currency Wall-Mounted OH Strg Cab
TS5TLWD60	72	Currency Wall-Mounted OH Strg Cab
TS5TLWD66	72	Currency Wall-Mounted OH Strg Cab
TS5TLWD72	72	Currency Wall-Mounted OH Strg Cab
TS5YMB212	40, 176	Screen Bracket
TS5YMB312	40, 176	Screen Bracket
TS5YSL1218	40, 175	Slatwall Screen
TS5YSL1226	40, 175	Slatwall Screen
TS5YSL1232	40, 175	Slatwall Screen
TS5YSL1238	40, 175	Slatwall Screen
TS5YSL1244	40, 175	Slatwall Screen
TS5YSL1250	175	Slatwall Screen
TS5YSL1256	40, 175	Slatwall Screen
TS5YSL1262	40, 175	Slatwall Screen
TS5YSL1268	40, 175	Slatwall Screen
TS5YSL1274	175	Slatwall Screen
TSAEGROM	88	Grommet Pkg
TSAERDW	87	Comm Mdl Pkg
TSAERPW	87	Receptacle Pkg
TSATP27	85	Post Leg
TSATPL14	86	Support Plate
TSATPL20	86	Support Plate
TSATRC39	86	Reinforcing Channel
TSATRC48	86	Reinforcing Channel
TSATRC57	86	Reinforcing Channel
TSATRC72	86	Reinforcing Channel

Style Number	Page	Description	Style Number	Page	Description
TSATTIE	86	Tie Plates	WLDB364272	239	Walden; Double-Pedestal Bow Desk
WLAL60S	275	Walden; Light Valance	WLDD3060	239	Walden; Double-Pedestal Desk
WLAL66S	275	Walden; Light Valance	WLDD3066	239	Walden; Double-Pedestal Desk
WLAL72S	275	Walden; Light Valance	WLDD3672	239	Walden; Double-Pedestal Desk
WLAL90S	275	Walden; Light Valance	WLDL3060L	243	Walden; Single-Pedestal Desk w/Legs
WLBFI53028P	281	Walden; Freestanding Bookcase	WLDL3060R	243	Walden; Single-Pedestal Desk w/Legs
WLBFI53045P	281	Walden; Freestanding Bookcase	WLDL3066L	243	Walden; Single-Pedestal Desk w/Legs
WLBFI53072P	281	Walden; Freestanding Bookcase	WLDL3066R	243	Walden; Single-Pedestal Desk w/Legs
WLBFI53628P	281	Walden; Freestanding Bookcase	WLDL3072L	243	Walden; Single-Pedestal Desk w/Legs
WLBFI53645P	281	Walden; Freestanding Bookcase	WLDL3072R	243	Walden; Single-Pedestal Desk w/Legs
WLBFI53672P	281	Walden; Freestanding Bookcase	WLDS3060L	240	Walden; Single-Pedestal Desk
WLBS151543L	278	Walden; Stacking Bookcase	WLDS3060R	240	Walden; Single-Pedestal Desk
WLBS151543P	278	Walden; Stacking Bookcase	WLDS3066L	240	Walden; Single-Pedestal Desk
WLBS151543R	278	Walden; Stacking Bookcase	WLDS3066R	240	Walden; Single-Pedestal Desk
WLBS153043D	278	Walden; Stacking Bookcase	WLDS3072L	240	Walden; Single-Pedestal Desk
WLBS153043P	278	Walden; Stacking Bookcase	WLDS3072R	240	Walden; Single-Pedestal Desk
WLBS153643D	278	Walden; Stacking Bookcase	WLDS3672L	240	Walden; Single-Pedestal Desk
WLBS153643P	278	Walden; Stacking Bookcase	WLDS3672R	240	Walden; Single-Pedestal Desk
WLCZ24102F	267	Walden; Shell Credenza	WLDW364272L	240	Walden; Single-Pedestal Bow Desk
WLCZ24102J	263	Walden; Kneespace Credenza	WLDW364272R	240	Walden; Single-Pedestal Bow Desk
WLCZ24102K	263	Walden; Kneespace Credenza	WLGG2442	254	Walden; Bridge
WLCZ2460A	259	Walden; Full Storage Credenza	WLGG2448	254	Walden; Bridge
WLCZ2460B	259	Walden; Full Storage Credenza	WLIT6021S	274	Walden; Tackboard
WLCZ2460C	259	Walden; Full Storage Credenza	WLIT6621S	274	Walden; Tackboard
WLCZ2460D	260	Walden; Full Storage Credenza	WLIT7221S	274	Walden; Tackboard
WLCZ2460E	260	Walden; Full Storage Credenza	WLIT9021S	274	Walden; Tackboard
WLCZ2460L	263	Walden; Kneespace Credenza	WLKV243072B	283	Walden; Vertical Cabinet
WLCZ2460M	264	Walden; Kneespace Credenza	WLKV243672B	283	Walden; Vertical Cabinet
WLCZ2460N	264	Walden; Kneespace Credenza	WLKW243072	283	Walden; Wardrobe
WLCZ2460P	264	Walden; Kneespace Credenza	WLKW243672	283	Walden; Wardrobe
WLCZ2460R	265	Walden; Kneespace Credenza	WLLF243028T	271	Walden; Lateral File 2-High
WLCZ2466D	260	Walden; Full Storage Credenza	WLLF243051F	272	Walden; Lateral File 4-High
WLCZ2466E	260	Walden; Full Storage Credenza	WLLF243628T	271	Walden; Lateral File 2-High
WLCZ2466L	263	Walden; Kneespace Credenza	WLLF243651F	272	Walden; Lateral File 4-High
WLCZ2466M	264	Walden; Kneespace Credenza	WLMS156043C	273	Walden; Service Module
WLCZ2466R	265	Walden; Kneespace Credenza	WLMS156043P	273	Walden; Service Module
WLCZ2472A	259	Walden; Full Storage Credenza	WLMS156643C	273	Walden; Service Module
WLCZ2472B	259	Walden; Full Storage Credenza	WLMS156643P	273	Walden; Service Module
WLCZ2472C	259	Walden; Full Storage Credenza	WLMS157243C	273	Walden; Service Module
WLCZ2472D	260	Walden; Full Storage Credenza	WLMS157243P	273	Walden; Service Module
WLCZ2472F	267	Walden; Shell Credenza	WLMS159043C	273	Walden; Service Module
WLCZ2472L	263	Walden; Kneespace Credenza	WLMS159043P	273	Walden; Service Module
WLCZ2472M	264	Walden; Kneespace Credenza	WLN3018	255	Walden; Modesty Panel
WLCZ2472N	264	Walden; Kneespace Credenza	WLN3618	255	Walden; Modesty Panel
WLCZ2472P	264	Walden; Kneespace Credenza	WLN4218	255	Walden; Modesty Panel
WLCZ2472R	265	Walden; Kneespace Credenza	WLN4818	255	Walden; Modesty Panel
WLCZ2490D	260	Walden; Full Storage Credenza	WLN5418	255	Walden; Modesty Panel
WLCZ2490E	260	Walden; Full Storage Credenza	WLN6018	255	Walden; Modesty Panel
WLCZ2490J	263	Walden; Kneespace Credenza	WLN6618	255	Walden; Modesty Panel
WLCZ2490K	263	Walden; Kneespace Credenza	WLN7818	255	Walden; Modesty Panel
WLCZ2490N	264	Walden; Kneespace Credenza	WLN8418	255	Walden; Modesty Panel
WLCZ2490P	264	Walden; Kneespace Credenza	WLN9018	255	Walden; Modesty Panel
WLCZ2496F	267	Walden; Shell Credenza	WLP201523	268	Walden; Mobile Pedestal
WLCZ2496J	263	Walden; Kneespace Credenza	WLRB3048	247	Walden; Bullet Run-Off
WLCZ2496K	263	Walden; Kneespace Credenza	WLRB3060	247	Walden; Bullet Run-Off

Style Number Index, continued

Style Number	Page	Description
WLRB3672	247	Walden; Bullet Run-Off
WLRD3060L	251	Walden; Desk Return
WLRD3060R	251	Walden; Desk Return
WLRD3072L	251	Walden; Desk Return
WLRD3072R	251	Walden; Desk Return
WLRS3048	246	Walden; Straight Run-off
WLRS3060	246	Walden; Straight Run-off
WLRS3672	246	Walden; Straight Run-off
WLRT2442L	253	Walden; Return
WLRT2442R	253	Walden; Return
WLRT2448L	253	Walden; Return
WLRT2448R	253	Walden; Return
WLRT2472L	253	Walden; Return
WLRT2472R	253	Walden; Return
WLTB3060	248	Walden; Bullet-Shape Table
WLTB3672	248	Walden; Bullet-Shape Table
WLTD3060	245	Walden; Table Desk
WLTD3066	245	Walden; Table Desk
WLTD3072	245	Walden; Table Desk
WLTD3672	245	Walden; Table Desk
WLTW242472G	283	Walden; Tower
WLTW242472H	283	Walden; Tower
WLUC4242242	256	Walden; Corner Unit
WLXE1212	285	Walden Edge Profile Samples

Trademark List

® The following are registered trademarks for products of Steelcase Inc. or one of its related corporate entities: 4 o'clock, 900 Series, à la carte, Airtouch, Ally, Amia, Answer, Archipelago, Avenir, Ballet, Bix, Brayton International, Cachet, Canopy, Canto, Chancellor, Coalesse, Confidante, Context, Convene, CopyCam, Criterion, Crushed Can, Currency, dash, Designtex, Details, Detour, Drive, Elective Elements, Ellipse, Ember Chrome, Emerge, E-Table 2, FYI, Garland, Gentry, Ginkgo Biloba, Groupwork, Ideo, Jacket, Jenny, Jersey, Kart, Kick, LaCosta, Leap, Let's B, LiveBack, Max-Stacker, media:scape, Metro, Migrations, Mitra, Montage, Nurture, Oriana, Parade, Pathways, PCT, Permiso, Player, PolyVision, Portal, Power Pincher, Progeny, Protégé, R2, Rally, Relevant, Reply, Rizzi Arc, Sensor, Series 9000, Siento, Sieste, Sine, Softcare, Springboard, Steelcase, Steelcase Design Partnership, Stella, Stow Davis, Swathmore, TeamWork, Technique, Texpress, Think, Thunder, Topo, Train, turnstone, Underline, Unison, Vecta, Viridian, Walden, Werndl, and X-Stack.

® The following registered trademarks are under license from AWI Licensing Company, Dover, DE: SoundScapes, DuraBrite, BioBlock, and Armstrong.

® The following registered trademarks are under license from Byrne Electrical, Rockford, MI: Interport, Mini-Port, Axil Z, and Ellora.

® The following is a registered trademark of DuPont, Wilmington, DE: Corian.

® The following is a registered trademark of Genlyte Thomas Company, Louisville, KY: Lightolier.

® The following is a registered trademark of Hilti Corporation, FL-9494 Schaan, Principality of Liechtenstein: Hilti.

® The following is a registered trademark of Leviton Manufacturing Company, Little Neck, NY: Decora.

® The following is a registered trademark of Mechanical Plastics Corp, Elmsford, NY: Toggler.

® The following is a registered trademark of Microsoft Corporation, Redmond, WA: Microsoft.

® The following is a registered trademark of Panduit Corporation, Lockport, IL: Panduit.

® The following is a registered trademark of Trav (Press), Cuneo, Italy: Assisa.

® The following is a registered trademark of Virtual Ink, Boston, MA: mimioActive.

® The following registered trademarks are under license from Wilkhahn Furniture Products: Avera, Senzo, Versal, and Wilkhahn FS.

® The following is a registered trademark of Wilsonart International, Temple, TX: Chemsurf.

® The following is a registered trademark of Wiremold, West Hartford, CT: Wiremold.

® The following is a registered trademark of EMU Group S.P.A., Perugia, Italy: Emu.

™ The following are trademarks for products of Steelcase Inc. or one of its related corporate entities: Access, Active/Passive Shelf, Ainsley, Akira, Alcove, Alerion, alight, Amaris, American Elect, American Tradition, ap40, Arbor, Arriva, Asana, Ascot, Aspekt, Astor, Await, Bassline, B-Free, Bira, Bivi, Bottomline, Brody, Brook, Buoy, Burton, c:scape, Calla, Calm, Camber, Campfire, Capa, Cappuccino, Cesar, Chester, Chord, Circa, Clarendon, Classic Rectangular, cobi, Collaboration, Community, Company, Convey, Cortex, Coupe, Crea, Crew, Cura, Cypress, Davenport, Dearborn, Deck, Déjà, Denizen, Denska, Derby, Divisio, Donovan, Dune, Duo, e³, e³ ceramicsteel, e³ environmental ceramicsteel, Echo, Edge, Elsna, Empath, Empress, Enea, ãno, EnSync, Enviro, Escapade, Exchange, Exponents, Field, Flat Top, FlexFrame, Flip Top, Flute, Folio, FrameOne, FreeFlow, Frontier, Galilei, Gesture, Ginger, Ginkgo, Go Wall, Grip, Groove, Hatchback, Hawthorne, Hitch, Host Collection, Hosu, Huddleboard, i2i, Impact, Indy, InfoLink, IOS, I-Solve, Jack, Jarrah, Jetty, Juice, Kami, Kast, Kathryn, Lagunitas, Lark, L'Attitude, LearnLab, Leela, LessThanFive, Lincoln, Linden, LiveSeat, Loria, Lyric, Malibu, Malibu Too, Mansfield, Marathon, Martini, Mason, Masque, Migration, Millbrae, Mineral, Mingle, Mystic, Mistic Metal, Mistic Wood, Montara650, Montreal, Move, Nadia, Neighbor, nesso, Nickel, Nikko, Nod, Node, Norfolk, Ology, Ontrak, Oom, Opus, Orchid, Outlook Collection, Ovation, Paloma, Paperflo, Parliament, Pasio, Passerelle, Patriarch, Payback, Peek, Pile File, Pisa, Pool, Potrero415, PUCK, QiVi, Quba, Rave, Reed, Regard, Relay, Reunion, Ripple, Riser, Rocco, Rocky, RoomWizard, Runner, Satellite, Sawyer, ScapeSeries, Senti, Sentinel, Senza, Sequoia, Session, ShareLink, Shield, Shortcut, Sidewalk, Skylar, Slumber, Smoke, Snug, Soft Leaf, Sonata, Sorrel, SOTO, Stationkits, Steelcase Series, Stiletto, Surprise!, Surround, Switch, Symphony, Sync, TagWizard, Tava, TeamStudio, TeamTheater, Tenaro, Terrazzo, Theorem, Thread, Topaz, Touchdown, Tour, Tower Too, Trees, Trillium, Trolly, tX2, U-Free, Uno, V.I.A., Verb, Verge, Victor2, Visalia, Waldorf, Woodruff, Workspring, and X-tenz.

™ The following is a trademark of Microsoft Corporation, Redmond, WA: Windows.

™ The following is a trademark of Rodman Industries, Inc., Oconomowoc, WI: ResinCore1.

™ The following is a trademark of Ultrafabrics, LLC, Elmsford, NY: Ultraleather.

™ The following trademarks are under license from Wilkhahn Furniture products: Cana, Linus, Logon, Picto, Range, Stitz, Thema, Timetable, and Tubis.

™ The following is a trademark of MBDC, Charlottesville, VA: Cradle to Cradle and C2C.

™ The following trademarks are under license from Walter Knoll: Andoo, Bob, Lazlo, Lox, Ribbon, and Together.

™ The following trademarks are under license from PP Möbler: Bar and Flag Halyard.

™ The following trademarks are under license from Viccarbe: Davos, Holy Day, Last Minute, RS, and Wrapp.

™ The following trademarks are under license from Carl Hansen: Elbow, Paddle, Shell, Wing, and Wishbone.

™ The following trademarks are under license from Cambridge Sound Management, LLC, Cambridge, MA: QtPro Soundmasking, Qt Quiet Technology, and Sonet Qt.

™ The following is a trademark of Electri-Cable Assemblies, Shelton, CT: Interact.

Trademarks used here in are the property of Steelcase, Inc. or of their respective owners.