Steelcase

Product Info

Back to Menu

August 2017

turnstone Specification Guide

Availability

Electronic price list updated with release 184.G (U.S.) and 148.G (Canada), dated August 21, 2017.

Spec News is available on *village.steelcase.com.* Search Steelcase Marketing Resources (Adstock) and download the current release's Spec News.

Tip: Steelcase Marketing Resources is a new global platform for ordering Steelcase marketing materials that replaces Adstock.

View or download Steelcase Specification Guides at http://www.steelcase.com/en/resources/design/spec-guides/pages/specguides.aspx.

Transitional products in this specification guide are **maintained for existing customers only** and are likely to be phased out over time. These products are indicated with a T. Products that are scheduled to be culled are indicated with an X, followed by the last order entry date.

Surface Materials

The surface materials team has announced the launch of the Finish Library, found at http://finishlibrary.steelcase.com.

This specification guide contains multiple Steelcase and turnstone product lines which are designed into one specification guide for your convenience. Note that each product may be subject to different pricing terms and conditions.

Terms and Conditions 2

Ten Tips: How to Get The Most Out of This Book 4

Additional Resources 6

Bivi 7

Tour Workspace 115

Campfire 179

Seating 215

Tables 315

Worktools and Height-Adjustable Desks 343

Surface Materials 379

Resources 407

▶For a list of all trademarks, refer to the last page of this specification guide.

© 2017 Steelcase Inc.

For Canadian Pricing
Canadian factor can be found at steelcase.com/CADpricing.
Calculate in the following order to avoid rounding errors:

- Multiply the base price and each option by the Canadian factor.
- Round each to the nearest dollar.
- Add base and options for total list price.

Terms and Conditions

Terms

Payment terms for turnstone are the same as current Steelcase terms, providing you the opportunity for additional cash discounts for prompt payments.

Payment for turnstone brand products can be remitted with payments for Steelcase brand products. You can even use the same check!

Past due amounts are subject to 1.5% service charge per month on the unpaid balance.

Returns

If product you have received must be returned because of turnstone error or quality issues, your SFT representative can help. All returns must be authorized; products that are not authorized for return will not be accepted.

Claims

For freight claim information, go to village.steelcase.com, then Order Management, then Service and Warranty, then Freight Claims.

Order Changes

All orders delivered within standard lead times are considered final and cannot be changed.

Any charges for changes or cancellations are the responsibility of the dealer.

Special order products cannot be changed or canceled.

Freight Costs

All shipments to points in the 48 contiguous states will be shipped factory freight prepaid (FOB).

All shipments outside the 48 contiguous states will be shipped FOB and allowed to point of embarkation. All charges beyond the point of embarkation are collect.

Call 1.800.TURNSTONE, option #2 for quotes on Expedited shipments, UPS delivery, or deliveries outside the continental U.S.

turnstone reserves the right to select the most appropriate mode of shipment from the manufacturing point and point of embarkation.

Special shipping methods, handling, or setup will be subject to an additional charge.

Delivery/Leadtimes

turnstone standard leadtimes are 4 weeks delivered. For larger orders, please utilize either the delivery planning tool within Hedberg or contact your SFT Dealer Business Consultant Rep for accurate leadtime information.

Leadtimes are subject to availability capacity. High-Pressure Laminate on the Campfire Slim Table and Campfire Skate Table will be shipped in 20 business days after receipt of a clean order. Products are typically delivered in 25 business days.

For up-to-date lead times, consult the scheduling/delivery schedules bulletin board on village.steelcase.com, then Order Management.

Surface Materials

Surface Materials Reference Manual
This publication provides:
- An explanation of the surface materials
- "Available on" matrices
- Surface material selection listing
- Technical data for surface materials
- Surface material care and cleaning instructions

Assembly

Due to construction, design of the product, or delivery conditions, it is necessary to ship most turnstone products cartoned. turnstone products that are shipped unassembled are shipped RTA (ready to assemble) and are easy to assemble.

Ten Tips:
How to Get the Most Out of This Book

Tip 1

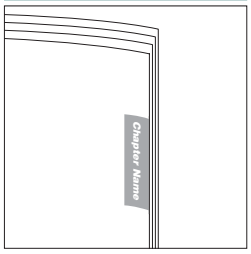

Watch the tabs on the right-hand edges of the pages. They'll always indicate which chapter you are in.

Tip 2

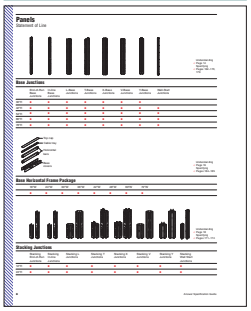

Use the Statement of Line pages for an overview of the available components, their sizes, and page references for additional information. Each *Understanding* chapter includes a statement of line after the table of contents.

Tip 3

Find cross references by looking for page numbers flagged with an arrow.

Tip 4

Study the product detail pages in the *Understanding* section to learn everything an expert knows about specific products. Each product detail page in this section contains the following features, where applicable:

- Product Drawing
- Actual Dimensions
- Product Details
- Connections
- Wiring and Cabling
- Surface Materials
- Application Topics

Product Drawing shows you what the product looks like and points out important features.

Product Details gives specific information on the product and how it is used.

Connections describes how the product is assembled or how it attaches to another product.

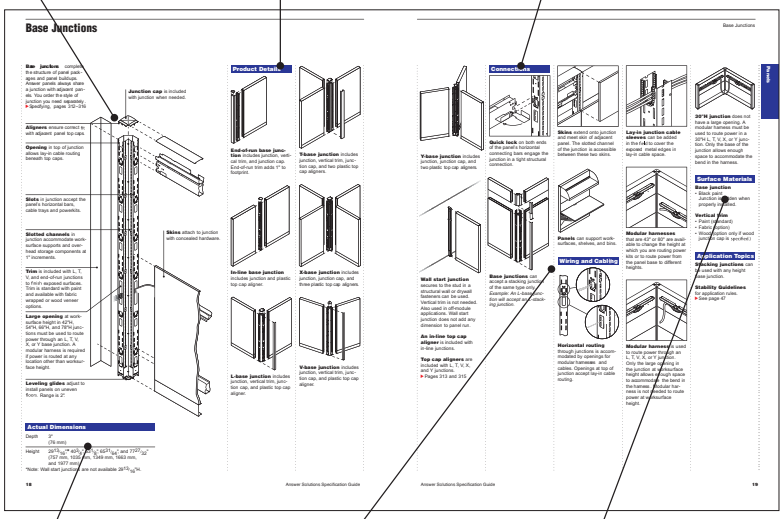

Actual Dimensions table lists the dimensions of the product.

Wiring and Cabling details the power and cable-management and cable routing capabilities of the product.

Surface Materials lists what material is used for each part of the product.

Tip 5

Refer to the specifying pages for all the information needed to order a product. Each product specifying page contains a variety of elements to help you complete a specification:

- Product Drawing
- Standard Includes
- Required to Specify
- Options
- Related Products
- Specification Information
  - Dimensions
  - Style Number
  - Price

Standard Includes (under the red or dark grey band) provides a list of what comes standard with the product.

Required to Specify (under the red or dark grey band) itemizes the information that you must provide to order the standard product and the preferred sequence for specification.

Specification Information (under the teal or light grey band) provides product dimensions, style numbers, and prices for the standard product and any surface material choices that are available.

Product Drawing shows you what the product looks like.

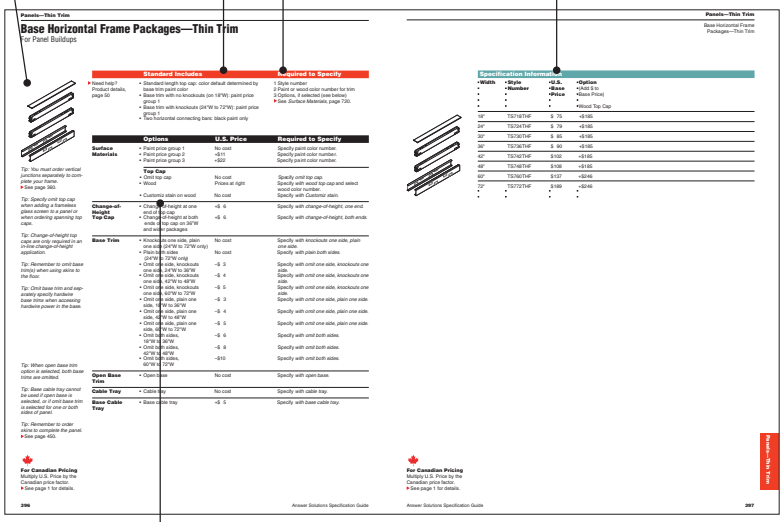

Panels—Thin Trim

Base Horizontal Frame Packages—Thin Trim
For Panel Buildups

Need help? Product details, page 50

Standard Includes	Required to Specify
• Standard weight top cap: wood default determined by base trim paint color • Base trim with no knockouts (on 18"W); paint price group 1 • Base trim with knockouts (24"W to 72"W); paint price group 1 • Two horizontal connecting bars: black paint only	1 Style number 2 Paint or wood color number for trim 3 Options, if selected (see below) See *Surface Materials*, page 720.

	Options	U.S. Price	Required to Specify
Surface Materials	• Paint price group 1 • Paint price group 2 • Paint price group 3	No cost +$11 +$22	Specify paint color number. Specify paint color number. Specify paint color number.
	Top Cap • Omit top cap • Wood	No cost Prices at right	Specify omit top cap. Specify with wood top cap and select wood type and finish.
	• Customiz stain on wood	No cost	Specify with *Customiz stain*.
Change-of-Height Top Cap	• Change-of-height at one end of top cap • Change-of-height at both ends of top cap on 36"W and wider packages.	+$ 6 +$ 6	Specify with *change-of-height, one end*. Specify with *change-of-height, both ends*.
Base Trim	• Knockouts one side, plain other side (24"W to 72"W only) • Plain both sides (24"W to 72"W only)	No cost No cost	Specify with *knockouts one side, plain one side*. Specify with *plain both sides*.
	• Omit one side, knockouts one side, 24"W to 36"W • Omit one side, knockouts one side, 42"W to 48"W • Omit one side, knockouts one side, 54"W to 72"W • Omit one side, plain one side, 18"W to 36"W • Omit one side, plain one side, 42"W to 48"W • Omit one side, plain one side, 54"W to 72"W • Omit both sides, 18"W to 36"W • Omit both sides, 42"W to 48"W, 54"W to 72"W	+$ 3 +$ 4 +$ 5 +$ 3 +$ 4 +$ 5 +$ 6 +$ 8 +$10	Specify with *omit one side, knockouts one side*. Specify with *omit one side, knockouts one side*. Specify with *omit one side, knockouts one side*. Specify with *omit one side, plain one side*. Specify with *omit one side, plain one side*. Specify with *omit one side, plain one side*. Specify with *omit both sides*. Specify with *omit both sides*. Specify with *omit both sides*.
Open Base Trim	• Open base	No cost	Specify with *open base*.
Cable Tray	• Cable tray	No cost	Specify with *cable tray*.
Base Cable Tray	• Base cable tray	+$ 5	Specify with *base cable tray*.

Tip: Mix model order vertical sections separately to complete your frame.
See page 360.

Tip: Specify omit top cap when adding a frameless glass screen to a panel or when ordering opening top caps.

Tip: Change-of-height top caps are only required in an in-line change-of-height application.

Tip: Remember to omit base trim(s) when using skins to the floor.

Tip: Omit base trim and separately specify hardwire base trims when accessing hardwire power in the base.

Tip: When open base trim option is selected, both base trims are omitted.

Tip: Base cable tray cannot be used if open base is selected, or if omit base trim is selected for one or both sides of panel.

Tip: Remember to order skins to complete the panel.
See page 450.

For Canadian Pricing
Multiply U.S. Price by the Canadian price factor.
See page 1 for details.

396 Answer Solutions Specification Guide

Panels—Thin Trim
Base Horizontal Frame Packages—Thin Trim

Specification Information

•Width	•Style •Number	•U.S. •Base •Price	•Option (Add $ to •Base Price)
18"	TS718THF	$ 75	+$185
24"	TS724THF	$ 79	+$185
30"	TS730THF	$ 85	+$185
36"	TS736THF	$ 90	+$185
42"	TS742THF	$102	+$185
48"	TS748THF	$108	+$185
60"	TS760THF	$137	+$246
72"	TS772THF	$189	+$246

For Canadian Pricing
Multiply U.S. Price by the Canadian price factor.
See page 1 for details.

Answer Solutions Specification Guide 397

Options (under the black band) lists all the options that apply to the product, their price, and what is required to specify.

Related Products provide specification information for products that are directly related.

Tip 6

Required to Specify

Specify *with Customiz Stain*

Italic typeface on specifying pages usually identifies wording that you should use in your order.

Tip 7

To determine how many skins are needed to complete a panel, consult the table at the right.
Tip: Remember to order skins for both sides of the panel buildup.

Watch for tips throughout the text that give you explanations and helpful instructions.

Tip 8

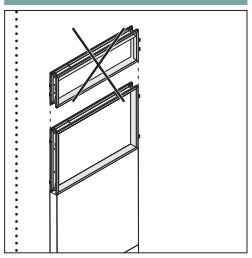

Learn what you cannot do by looking for drawings crossed out with an "X."

Tip 9

Use the surface materials listings in the Surface Materials section of this book to find surface material color numbers.

Tip 10

Style Number	Page
TS7042BL	131
TS7042S	130
TS7048BL	131
TS7048S	130
TS7060BL	131
TS7060S	130
TS7072BL	131

Refer to the style number index when you know a style number and you need to find the page that has more details about the product.

Additional Resources

turnstone products are supported with an array of informational materials, tools, and software to help you plan and install efficiently.

Product brochures and planning tools can be ordered through your Steelcase area office by calling 1.800.784.0358 or through the Marketing Services web site at village.steelcase.com.

Planning Tools

Quick Ship Guide
This handbook describes all Steelcase, turnstone, and Coalesse products that are available for Rapid2 (ships in 2 days), Rapid5 (ships in 5–7 days), or Coalesse Rapid10 (ships in 10 days).

Surface Materials

turnstone Surface Materials Swatches
Individual swatches, larger memo samples, and family group swatch cards are available by contacting Ad Stock at 1.800.784.0358 or by ordering electronically at village.steelcase.com.

Printed Materials

Surface Materials Reference Manual
This publication provides:

- An explanation of the surface materials program
- "Available on" matrices
- Vertical surface fabric and seating upholstery selection listing
- Technical data for surface materials
- Surface material care and cleaning instructions

Computer Tools

On the Web
www.myturnstone.com
Visit turnstone's Web site for a complete product listing, photos, case studies, where to find a turnstone dealer, and much more.

Furniture symbol graphic data are available for download on myturnstone.com.

Electronic Catalog
Accurate sales quotations and purchase orders for turnstone products are created with specification software that uses turnstone Electronic Catalog data. Use the data to specify and price style numbers and options for every turnstone product. The data is updated bimonthly by Steelcase and provided to software programs like the Hedberg Business System, 20-20 CAP Studio.

Furniture Symbol Graphic Data
Steelcase creates 2D and 3D furniture symbols (with attributes) for planning and initially specifying Steelcase products. This data is incorporated into several add-on software packages that work in either a Microstation or an AutoCAD drafting environment.

For more information about these and other software tools to help you plan effective work environments, please email fsl@steelcase.com

Digital Publications
If your device has a bar code reader App, scan this QR code for a direct link to the online digital publications. Utilizing this QR code allows you to search across multiple specification guides, share across social media, or print out pages. You can also access these digital publications at www.steelcase.com or village.steelcase.com.

Support

Steelcase Capabilities
Steelcase products are distributed, installed, and serviced through a network of more than 600 dealers worldwide. Steelcase is also represented with offices and corporate showrooms in 26 U.S. cities, 4 Canadian cities, and in France, Germany, Great Britain, and Japan. Every Steelcase product meets our exceptionally high standards of quality and durability and comes with the Steelcase assurance of excellence in service.

For assistance, please call your local dealer, the Steelcase Solutions Resource Team, or the Steelcase Solutions Fulfillment Team at 1.800.TURNSTONE (1.800.887.6786).

Call the Steelcase Solutions Fulfillment Team if you have submitted an order to Steelcase and you need to speak to your Solutions Fulfillment Team Representative about the order. Also call if you have any post-shipment quality concerns or service parts questions.

For warranty information, please go to http://www.steelcase.com/warranty/.

Outside the U.S.A., Canada, Mexico, Puerto Rico, and the U.S. Virgin Islands, call 1.616.247.2500.

Bivi

Statement of Line 8

Product Details

Basic Overview 14
Application Guidelines 18
Thought Starters 20
Grain Direction 27
Tables 28
Trough 30
Arches, Arch Accessories, and Screens 32
Rumble Seat and Hoodie 36
Electrical 38
Storage 54
Components and Accessories 56

Specifying

Tables 60
Arches and Arch Accessories 64
Rumble Seat, Supports, and Hoodie 72
Electrical 76
Storage 93
Components and Accessories 96
Eyesite 107

Surface Materials 110

Statement of Line

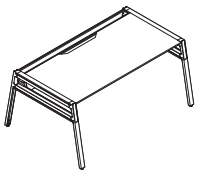

Understanding
▶ Page 28
Specifying
▶ Page 60

Table for One

	D	W
Table	42 1/4"	48" or 60"

Tip: Nominal width is shown here.

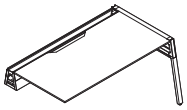

Understanding
▶ Page 28
Specifying
▶ Page 61

Table plus One

	D	W
Table plus One	42 1/4"	48" or 60"

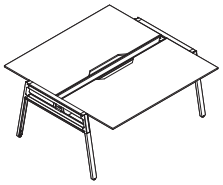

Understanding
▶ Page 28
Specifying
▶ Page 62

Table for Two

	D	W
Table for Two	60"	48" or 60"

Tip: Nominal width is shown here.

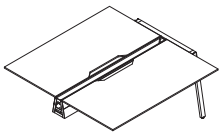

Understanding
▶ Pages 28
Specifying
▶ Page 63

Table plus Two

	D	W
Table plus Two	60"	48" or 60"

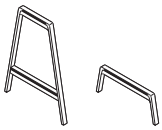

Understanding
▶ Page 32
Specifying
▶ Page 64

Arch

	D	W	H
Tall Arch	2"	32 3/8"	44"
Short Arch	2"	32 3/8"	13"

Arch Accessories

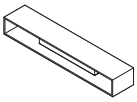

Side Storage
Understanding
▶ Page 32
Specifying
▶ Page 65

Monitor Mount
Understanding
▶ Page 32
Specifying
▶ Page 65

Bike Hook
Understanding
▶ Page 32
Specifying
▶ Page 66

Markerboards
Understanding
▶ Page 32
Specifying
▶ Page 66

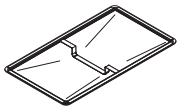

Canopy
Understanding
▶ Page 32
Specifying
▶ Page 67

Board Rack
Understanding
▶ Page 32
Specifying
▶ Page 67

Holder
Understanding
▶ Page 32
Specifying
▶ Page 68

Planter
Understanding
▶ Page 32
Specifying
▶ Page 68

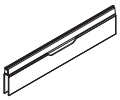

High Sit Bracket with Modesty Panel
Understanding
▶ Page 32
Specifying
▶ Page 69

Arch Infills
Understanding
▶ Page 32
Specifying
▶ Page 70

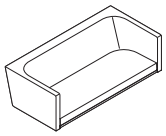

Understanding
▶ Page 36
Specifying
▶ Page 72

Rumble Seat (with or without Exposed Bracket)

D	W	H
28"	34", 46", or 58"	16"

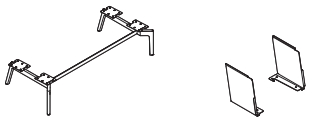

Understanding
▶ Page 36
Specifying
▶ Page 73

Rumble Seat Supports

	D	W	H
Freestanding Legs	28"	34", 46", or 58"	12"
Table Frame Attachment Brackets	5½"	17"	16⅝"

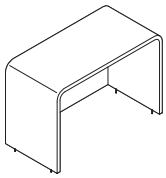

Understanding
▶ Page 36
Specifying
▶ Page 74

Hoodie

D	W	H
28"	58"	38 1/8"

Electrical Components, One Circuit

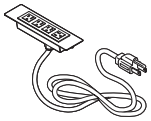

Plug and Play Power Strip – Package of One
Understanding
▶ Pages 38-43
Specifying
▶ Page 76

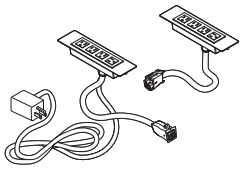

Plug and Play Power Strip – Package of Two
Understanding
▶ Pages 38-43
Specifying
▶ Page 76

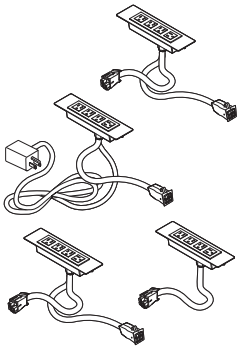

Plug and Play Power Strip – Package of Four
Understanding
▶ Pages 38-43
Specifying
▶ Page 76

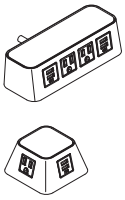

Accessory Power – Rectangular and Pyramid
Understanding
▶ Page 48
Specifying
▶ Pages 77-78

Electrical Components, Two Circuit



Hardwire-to-Modular Power Infeed
Understanding
▶ Pages 38-43
Specifying
▶ Page 80

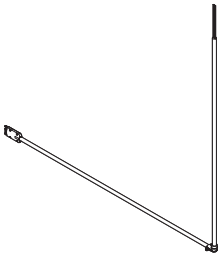

Hardwire-to-Modular Power Infeed, San Francisco
Understanding
▶ Pages 38-43
Specifying
▶ Page 80

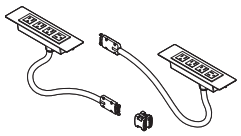

Modular Powerways
Understanding
▶ Pages 38-43
Specifying
▶ Page 81

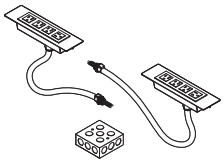

Hardwire Chicago Powerway
Understanding
▶ Pages 38-43
Specifying
▶ Page 81

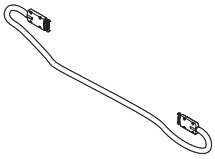

Modular Harnesses – Two Circuit
Understanding
▶ Pages 38-43
Specifying
▶ Page 82

Electrical Components, Four Circuit

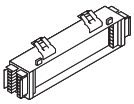

Modular Power Block – Standard Capacity
Understanding
▶ Page 49
Specifying
▶ Page 83

Power Block Connector
Understanding
▶ Page 49
Specifying
▶ Page 83

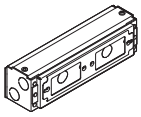

Chicago Hardwire Box
Understanding
▶ Page 49
Specifying
▶ Page 83

Duplex Receptacle
Understanding
▶ Page 49
Specifying
▶ Page 84

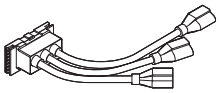

Modular Flexible Receptacle
Understanding
▶ Page 49
Specifying
▶ Page 85

USB Receptacle
Understanding
▶ Page 49
Specifying
▶ Page 86



Modular Powerway, Four Circuit
Understanding
▶ Page 49
Specifying
▶ Page 87

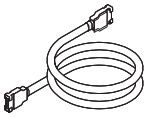

Modular Harness
Understanding
▶ Page 48
Specifying
▶ Page 88

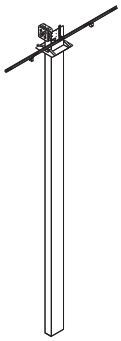

Utility Pole
Understanding
▶ Page 52
Specifying
▶ Page 89

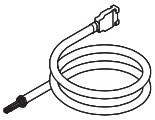

Hardwire-to-Modular Power Infeed
Understanding
▶ Page 53
Specifying
▶ Page 89

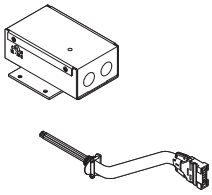

Power Infeed, New York
Understanding
▶ Page 53
Specifying
▶ Page 90

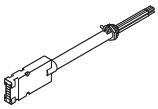

Power Infeed, San Francisco
Understanding
▶ Page 53
Specifying
▶ Page 90

Straight/ Flush

90°

Junction Box Faceplate – Modular
Understanding
▶ Page 53
Specifying
▶ Page 91

Power Infeed Cover
Understanding
▶ Page 49
Specifying
▶ Page 91

Bezel Receptacle Cover
Understanding
▶ Page 49
Specifying
▶ Page 92

Statement of Line, continued

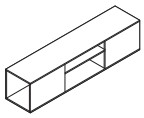

Understanding
▶ Page 54
Specifying
▶ Page 93

Trunk

	16"H
14"D	●

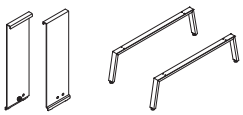

Understanding
▶ Page 54
Specifying
▶ Page 94

Trunk Supports

	D	W	H
Table Frame Attachment Brackets	1/2"	5"	16 1/2"
Freestanding Legs	2"	42 1/4"	11 1/2"

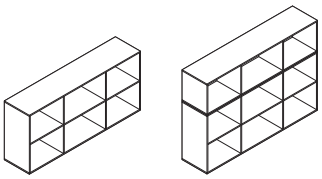

Understanding
▶ Page 54
Specifying
▶ Page 95

Depot

	28 1/2"H	41 1/2"H
13 7/8"D	●	●

Components and Accessories

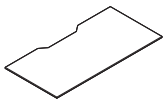

Table Top
Understanding
▶ Page 56
Specifying
▶ Page 96

Half Round Table Top
Understanding
▶ Page 56
Specifying
▶ Page 97

Transaction Table Top
Understanding
▶ Page 56
Specifying
▶ Page 98

Lower Footshelf
Understanding
▶ Page 56
Specifying
▶ Page 99

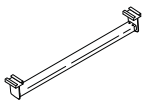

Upper Footshelf
Understanding
▶ Page 56
Specifying
▶ Page 100

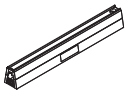

Cable Troughs
Understanding
▶ Page 30
Specifying
▶ Page 101

Leg
Understanding
▶ Page 56
Specifying
▶ Page 101

Top Shelf
Understanding
▶ Page 56
Specifying
▶ Page 102

Bottom Shelf
Understanding
▶ Page 56
Specifying
▶ Page 102

Hooks
Understanding
▶ Page 56
Specifying
▶ Page 103

Components and Accessories, continued

Metal Screen
Understanding
▶ Page 32
Specifying
▶ Page 103

Freestanding

Trough mount

Tackable Screens
Understanding
▶ Page 32
Specifying
▶ Page 104

Organizer
Understanding
▶ Page 56
Specifying
▶ Page 105

Full

Half

Leg Covers
Understanding
▶ Page 56
Specifying
▶ Page 105

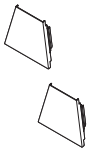

Trough End Covers
Understanding
▶ Page 56
Specifying
▶ Page 105

Trough Floor Covers
Understanding
▶ Page 56
Specifying
▶ Page 105

Eyesite

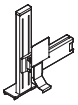

Eyesite Single Display Support
Understanding
▶ Page 56
Specifying
▶ Page 107

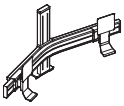

Eyesite Dual Display Support
Understanding
▶ Page 56
Specifying
▶ Page 107

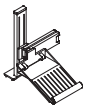

Eyesite Single Laptop Support
Understanding
▶ Page 56
Specifying
▶ Page 107

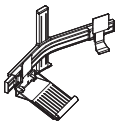

Eyesite Dual Laptop Support
Understanding
▶ Page 56
Specifying
▶ Page 107

Bivi Bracket
Understanding
▶ Page 56
Specifying
▶ Page 107

Bivi Tables: Basic Overview

Basic Bivi table components consist of a Trough, Leg(s), and Table Top(s).

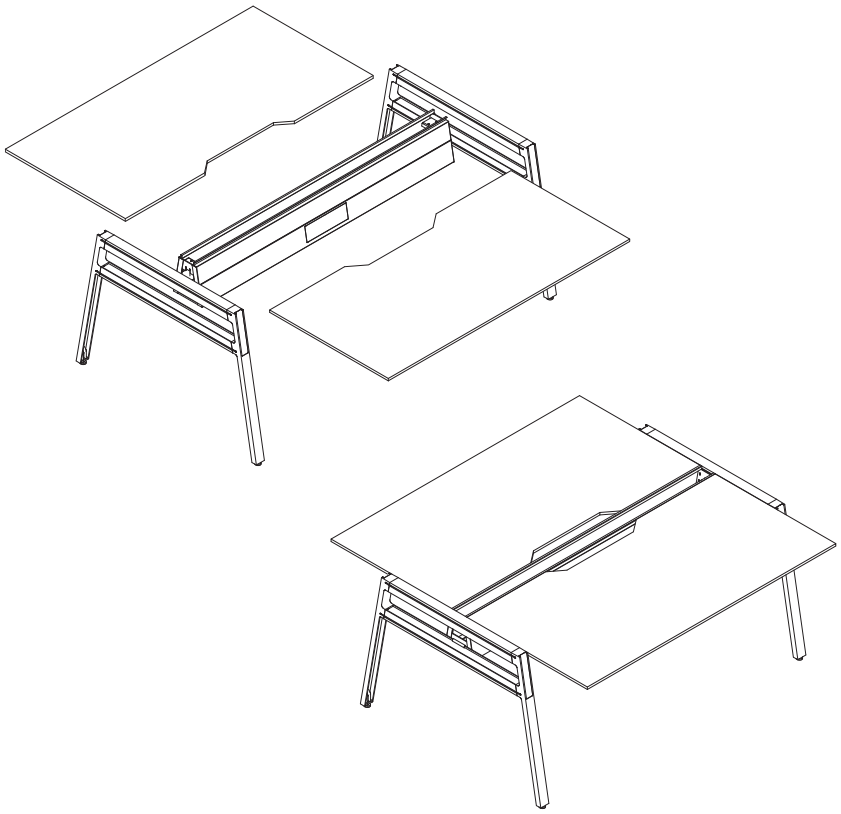

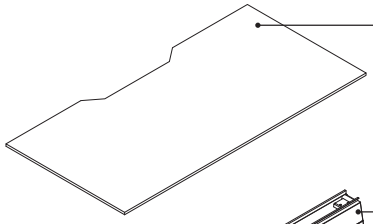

The Table Top is designed to work on all Bivi tables, Table for One, Table plus One, Table for Two, Table plus Two, and at seated or standing heights.

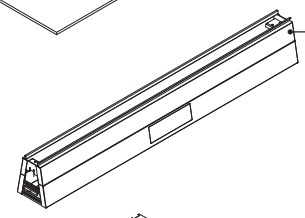

The Trough acts as the center spine to Bivi tables; it attaches to the Legs and Table Tops and provides access to power and data.

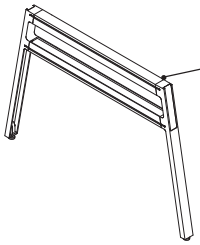

The Bivi Leg has two T-slots on either side that are the connection point for everything from Table Tops, Rumble Seat, Arch accessories, etc. with different brackets.

The Bivi Leg is designed to support all of the Bivi tables.

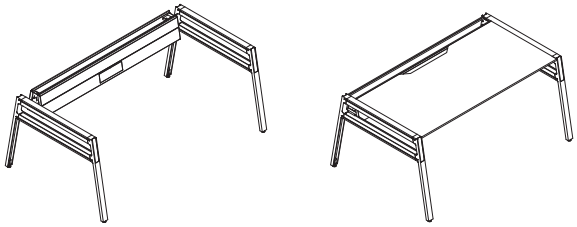

Bivi Table for One is assembled with the Trough at one end of the legs and one Table Top installed.

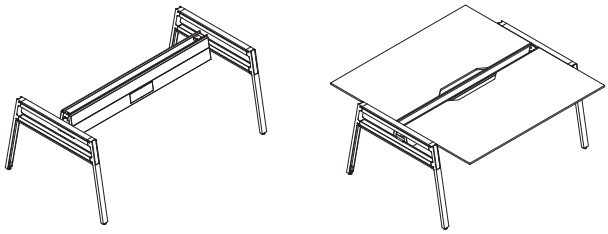

Bivi Table for Two is assembled with the Trough centered between two Legs and two Table Tops placed on either side.

How to create larger settings:

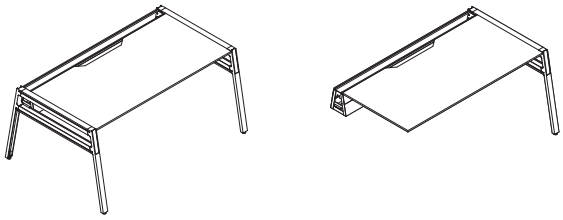

A Bivi Table plus One can be added to a Bivi Table for One by sharing the inside Leg.

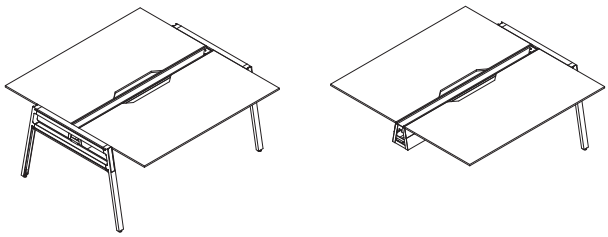

A Bivi Table plus Two can be added to a Bivi Table for Two by sharing the inside Leg.

Bivi Tables: Basic Overview, continued

How to create standing height settings:

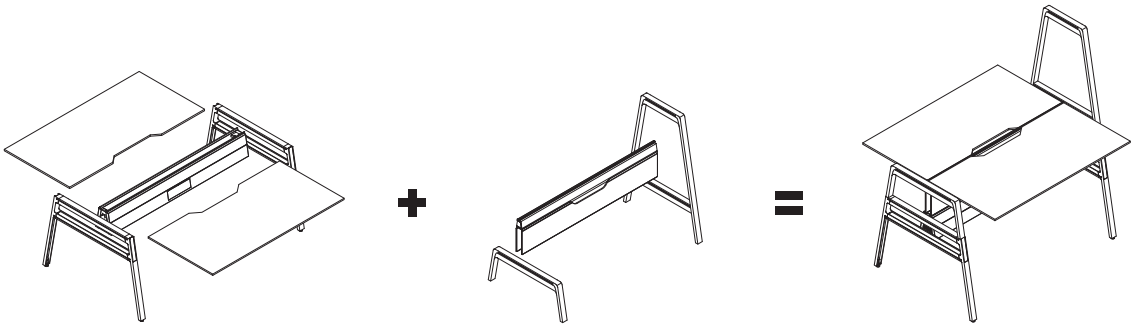

Standard Table for One or Table for Two components

High Sit Bracket with Modesty Panel and two(2) Arches, Tall or Short

High Sit/Standing Height application

How to reconfigure settings:

Bivi can be ordered as individual components (Table Top, Trough, and Legs) to create new configurations.

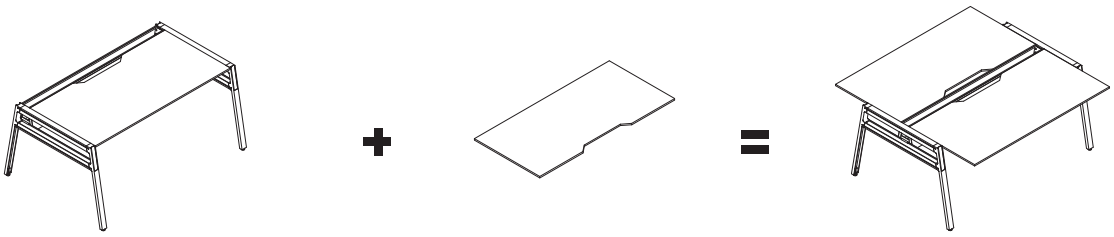

Table for One

Table Top

Table for Two

Bivi Table for One and a Table Top create a Table for Two.

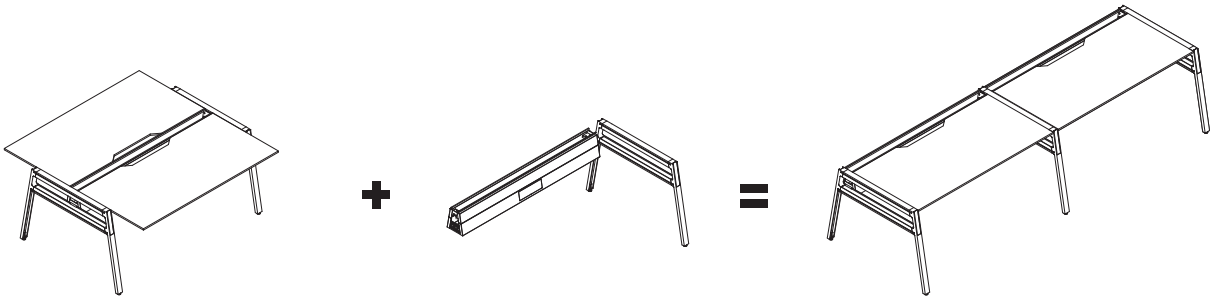

Table for Two

Trough and Leg

Bivi Table for Two, a Trough, and a Leg create a Table for One with a Table plus One.

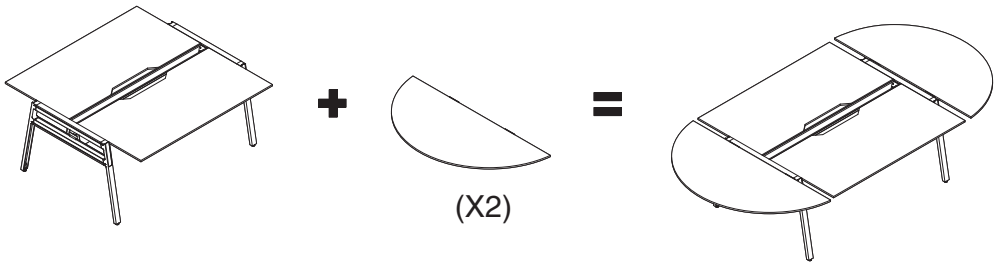

TS8TTWF
Bivi Table for Two

TS8RW
Bivi Half-Round Table Top

Bivi Table for Two and two Half-Round Table Tops create a conference table for six.

Application Guidelines

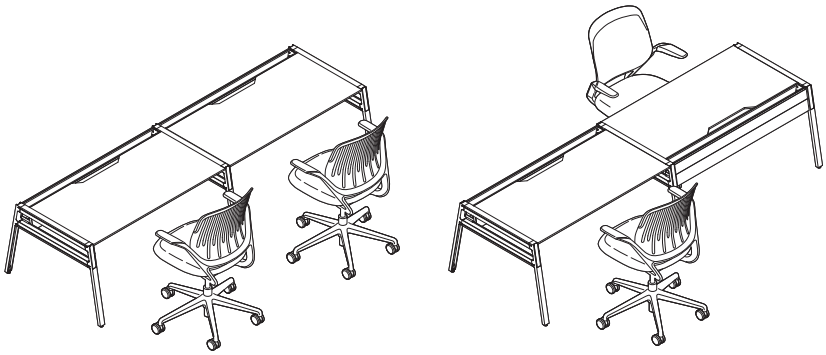

Bivi Table for One and a Table plus One can be attached with users sitting next to or across from each other.



When an architectural obstruction such as a column occurs, one Table Top can be left off.



The maximum number of Tables for Two and Tables plus Two, or Tables for One and Tables plus One, that can be connected is unlimited.

Note: Power is not unlimited. Additional power infeeds may be needed depending on the number of tables connected together.

Thought Starters turnstone

Nomad 1

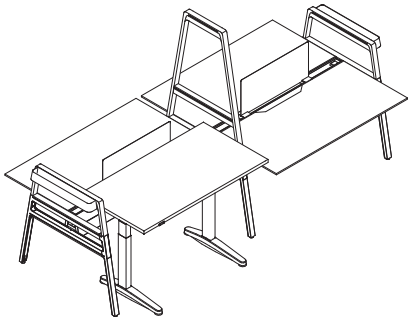

Workspaces where mobile workers can set up quickly, connect devices, and work alone or with others:
One of the spaces allows the worker to quickly set the worksurface height with an Ology height-adjustable desk at it's most convenient, comfortable, and appropriate height for the task at hand.

Quantity	Style Number	Description	Options	Page for Ordering
1	**TS8TTWF**	Bivi Table for Two	60"W	62
1	**TS8SDAF**	Bivi Table plus One	60"W	61
1	**TS8ARCH**	Bivi Arch	Tall	64
2	**TS8ARCH**	Bivi Arch	Short	64
4	**TS2HOLDER**	Bivi Holder		68
4	**TS2PLANTER**	Bivi Planter		68
2	**TS2SCREEN**	Bivi Metal Screen (table mounted)		103
1	**OLELRQ**	Ology High-Pressure Laminate desk		▶ See *Height-Adjustable Desks Specification Guide*.

Nomad 2

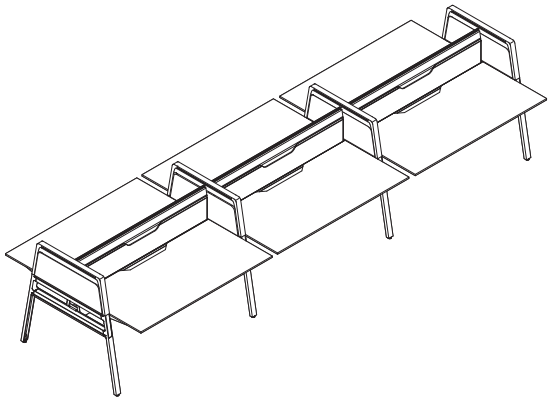

Workspaces where mobile workers can set up quickly, connect devices, and work alone or with others:
Front and side-to-side privacy elements are tackable and help to eliminate work distractions for short term focus.

Quantity	Style Number	Description	Options	Page for Ordering
1	**TS8TTWF**	Bivi Table for Two	48"W	62
2	**TS8TTAF**	Bivi Table plus Two	48"W	63
4	**TS8ARCH**	Bivi Arch	Short	64
4	**TS8ARCHFILL**	Bivi Arch Infill	Lower	70
3	**TS8HSM**	Bivi High Sit Bracket w/ Modesty Panel	48"W	69
1	**TS8P4IFH**	Bivi Power Infeed, Hardwire-To-Modular		90
3	**TS8PBS**	Bivi Modular Power Block, standard capacity, 4-circuit, non-PVC		83
12	**TS8PRD**	Bivi Duplex Receptacle		84
2	**TS8P4H**	Bivi Modular Harness, 4-circuit		88
6	**TS8PRCVR**	Bivi Bezel Receptacle Cover		93
6	**TS8PAREC**	Bivi Accessory Power, USB strips, rectangular	Clamp-on mount & USB ports	77
2	**TS2CTEC**	Bivi Trough End Cover		106

Resident 4

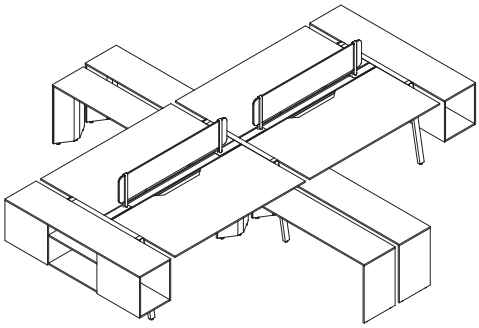

Dedicated workspaces focused on individual work:
The Campfire Slim Table creates a secondary worksurface and an extra power plug per person. The primary power solution in this setting is contained within the Bivi Trough, with desk height access, and provides three power plugs and two USB ports per person. Storage at the ends of the bench provides a place for personal items and extends the size of the workspace.

Quantity	Style Number	Description	Options	Page for Ordering
1	**TS8TTWF**	Bivi Table for Two	60"W	62
1	**TS8TTAF**	Bivi Table plus Two	60"W	63
2	**TS8ARCH**	Bivi Arch	Short	64
2	**TS8ARCHFILL**	Bivi Arch Infill	Lower	70
2	**TS2HOLDER**	Bivi Holder		68
2	**TS2PLANTER**	Bivi Planter		68
2	**TS8SCREENT**	Bivi Tackable Screen	13" X 48"W	104
2	**TS8TRUNK**	Bivi Trunk	Table frame attachment bracket	93
1	**TS8P4IFH**	Bivi Power Infeed, Hardwire-To-Modular		90
2	**TS8PHBC**	Bivi Modular Power Block Connector 4-circuit, non PVC		83
4	**TS8P4QUAD**	Bivi Modular Powerway, 4 -circuit	USB ports	87
1	**TS8P4H**	Bivi Modular Harness, 4-circuit		88
2	**FPAEC1BIVI**	Eyesite single display support		107
3	**FPAEC2BIVI**	Eyesite dual display support		107
4	**TS4TPST**	Campfire Slim Table		208

Functional Team 1

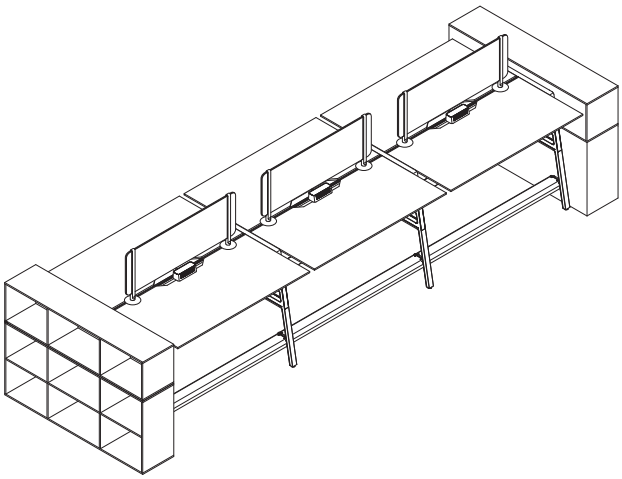

Collaborative setting with individual workspaces and storage for workers from the same department:

End storage keeps shared materials nearby, and applications support standup collaboration. Footshelf is available for foot support when standing and user has convenient access to power and USB ports. The 2" gap between tops provide visual boundaries.

Quantity	Style Number	Description	Options	Page for Ordering
1	**TS8TTWF**	Bivi Table for Two	48"W	62
2	**TS8TTAF**	Bivi Table plus Two	48"W	63
4	**TS8ARCH**	Bivi Arch	Short	64
4	**TS8ARCHFILL**	Bivi Arch Infill	Lower	70
3	**TS8HSM**	Bivi High Sit Bracket with Modesty Panel	48"W	69
6	**TS8FSL**	Bivi Lower Footshelf	48"W	99
1	**TS8P4IFH**	Bivi Power Infeed, Hardwire-To-Modular		90
3	**TS8PHBC**	Bivi Modular Power Block Connector, 4-circuit		83
12	**TS8PRD**	Bivi Duplex Receptacle		84
2	**TS8P4H**	Bivi Modular Harness, 4-circuit		88
6	**TS8PAREC**	Bivi Accessory Power Data, USB strips, rectangular	Clamp-on mount & USB ports	77
3	**TS8SCREENT**	Bivi Tackable Screen	19"H X 36"W	103

Meeting Space 1

Team meeting space for project teams or impromptu meetings:
Tall Arches define space and eliminate distractions. There is easy access to power for shared monitors and personal powering needs. Standing height provides seamless sharing with continued eye-to-eye contact, whether a coworker is sitting in a stool or standing.

Quantity	Style Number	Description	Options	Page for Ordering
1	**TS8TTWF**	Bivi Table for Two	60"W	62
1	**TS8TTAF**	Bivi Table plus Two	60"W	63
2	**TS8ARCH**	Bivi Arch	Tall	64
2	**TS8ARCHFILL**	Bivi Arch Infill	Upper	70
2	**TS8ARCHFILL**	Bivi Arch Infill	Lower	70
2	**TS8HSM**	Bivi High Sit Bracket W/ Modesty Panel	60"W	69
4	**TS8FSL**	Bivi Lower Footshelf	60"W	99
2	**TS2HOLDER**	Bivi Holder		68
2	**TS2PLANTER**	Bivi Planter		68
1	**TS8P4IFH**	Bivi Power Infeed, Hardwire-To-Modular		89
2	**TS8PBS**	Bivi Modular Power Block, standard capacity, 4-circuit, non-PVC		87
8	**TS8PRD**	Bivi Duplex Receptacle		84
1	**TS8P4H**	Bivi Modular Harness, 4-circuit		88
4	**TS8PRCVR**	Bivi Bezel Receptacle Cover		92
4	**TS8PAREC**	Bivi Accessory Power, USB strips, rectangular	Clamp-on mount & USB ports	77
2	**TS2CTEC**	Bivi Trough End Cover		105

Lounge Bench, Meeting Space 2

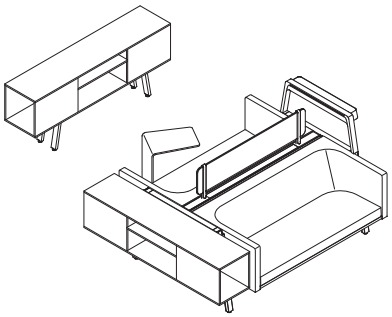

Small meeting space in a casual lounge environment: Freestanding trunk holds a monitor for information sharing and Campfire Personal Table can be used for a writing surface or to hold laptops. Secondary Rumble Seat allows additional lounge seating.

Quantity	Style Number	Description	Options	Page for Ordering
1	**TS8RPCT**	Bivi Trough	60"W	101
2	**TS8RPBSL**	Bivi Leg		101
1	**TS8ARCH**	Bivi Arch	Short	64
1	**TS8SCREENT**	Bivi Tackable Screen	48"W, Trough mounted	103
2	**TS8RS**	Bivi Rumble Seat	Table frame attachment bracket	72
2	**TS8TRUNK**	Bivi Trunk	Table frame attachment bracket	93
1	**TS8TRUNK**	Bivi Trunk	Freestanding Legs	93
1	**TS2HOLDER**	Bivi Holder		68
1	**TS2PLANTER**	Bivi Planter		68
1	**TS4TWP**	Campfire Personal Table		199

Lounge Meeting Space 3

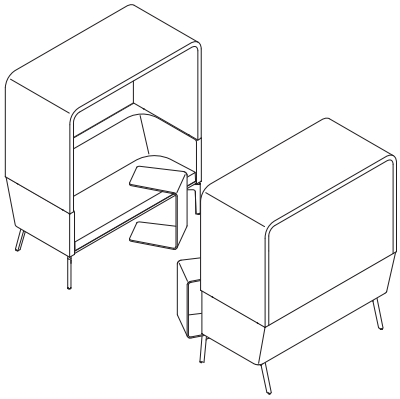

Small meeting space in a casual lounge environment: Rumble Seats with Hoodies provide a semi-private meeting area, or can be used for individual focus in a lounge setting. Campfire Personal Tables can be used for a writing surface or to hold laptops.

Quantity	Style Number	Description	Options	Page for Ordering
2	**TS8RS**	Bivi Rumble Seat	Freestanding Legs	72
2	**TS3RSH**	Bivi Hoodie	Table frame attachment bracket	74
2	**TS4TWP**	Campfire Personal Table		199

Grain Direction

The appearance of laminate may change slightly depending on the angle from which it is viewed. This natural phenomenon is called polarization, and it can be seen on natural veneer, and to a lesser extent on composite veneer. Polarization is often noticed on worksurfaces installed at a 90º angle with each other. Please refer to the following illustration for an understanding of grain direction on your installation.

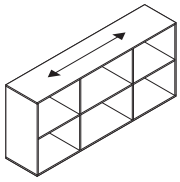

Depot, 2 High, and 3 High

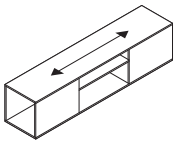

Trunk

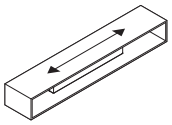

Side Storage

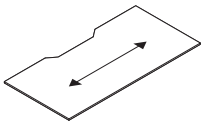

Table Tops

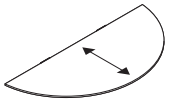

Half-Round Table Top

Tables

Table for One, Table plus One, Table for Two, and Table plus Two Overview

Bivi Table for One comes standard with a Cable Trough, two Legs, and a full Table Top. Bivi Table plus One comes standard with a Cable Trough, one Leg, and a full Table Top.
▶ Specifying, page 60

Bivi Table for Two comes standard with a Cable Trough, two Legs, and two full Table Tops. Bivi Table plus Two comes standard with a Cable Trough, one Leg, and two full Table Tops.
▶ Specifying, page 62

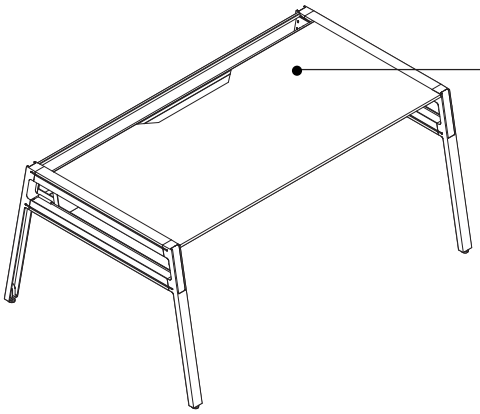

Table Top is 1/2" thick with edge to match laminate color.

Height of Table Top to floor is 28 1/2".

Table Tops have a depth of 30" per user side and are available in widths of either 48"W or 60"W.

Leveling glides have 1 1/2" adjustability range to install tables on uneven floors.

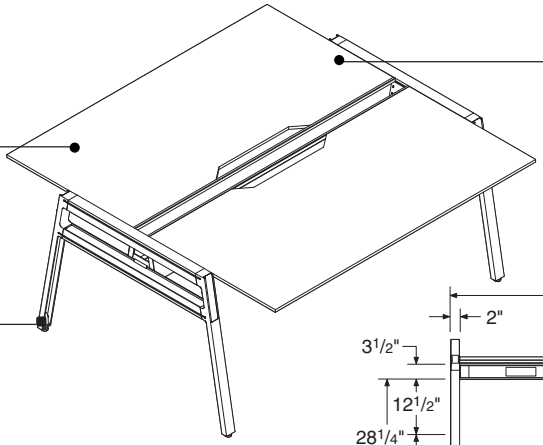

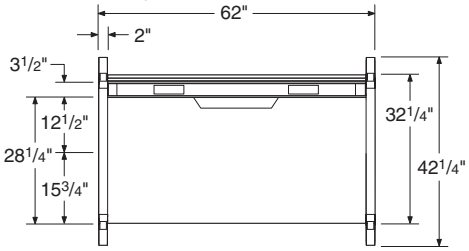

Table for One

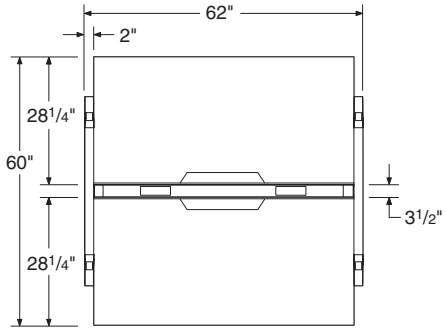

Table for Two

Actual Dimensions

	Table for One	Table plus One	Table for Two	Table plus Two	Table Top
Depth	42 1/4"	42 1/4"	60"	60"	28 1/2"
Width	50" or 62"	48" or 60"	50" or 62"	48" or 60"	58 1/2"
Height	28 1/2"	28 1/2"	28 1/2"	28 1/2"	2"
Worksurface Thickness	1/2"	1/2"	1/2"	1/2"	1/2"

Product Details

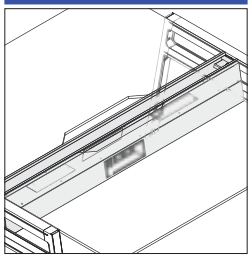

Cable Troughs are used to hold power, wires, and blocks. Each Cable Trough has four areas for power. Two areas are in the floor of the Trough and one on each side. The power locations on the side of the Cable Trough have knockouts that can be removed if power in these locations is desired.

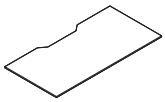

Bivi Table Top has a full depth top. The Table Top is available in two different widths, 48"W or 60"W. The Bivi Table Top can be ordered as a separate component.

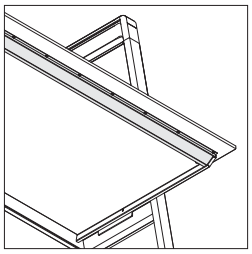

Table Tops have a reinforcing channel that runs along the front of the top. The Table Top cantilevers install in the Bivi Leg and tie into the reinforcing channel creating a steel under structure for added strength.

Connections

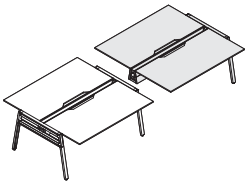

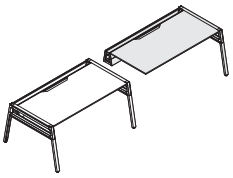

Plus tables come with one leg and adjustable glides with a $1^1/_2$" range. Tables can be connected to an existing table in order to create a benching application. Two tables share one leg.

Weight Capacities

Table for One: 200 pounds.

Table for Two: 400 pounds.

Surface Materials

Table Tops

- Low-Pressure Laminate, High-Pressure Laminate, and wood veneer

Legs, Cable Trough, and Table Top Attachment Brackets

- Paint

Cable Trough

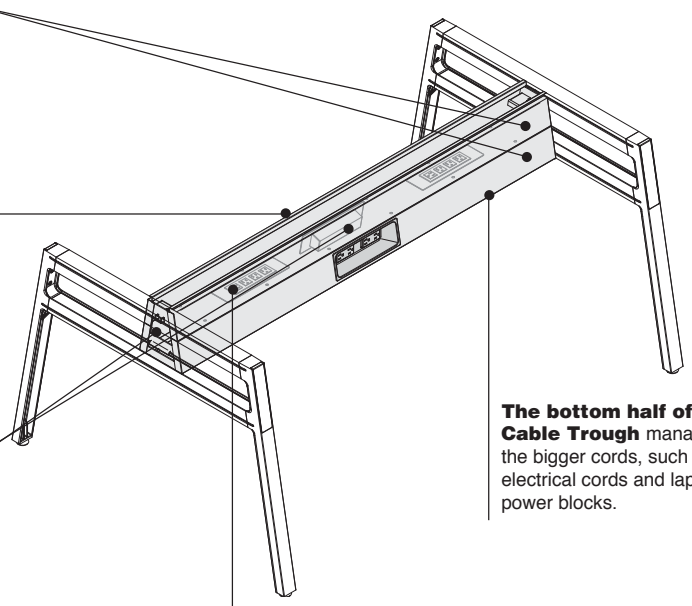

Data ports can be set in the bottom half or the top half of the Trough and are accessed through the various cable routing openings.
▶ Specifying, page 101

The top half of the Cable Trough holds Power Strips and manages personal cords, such as a phone charger, iPod, or laptop cord.

The openings on the end of each Trough are for routing cables in and out.

The bottom half of the Cable Trough manages the bigger cords, such as electrical cords and laptop power blocks.

The Cable Trough measuring 48"W or 60"W, has two openings for power in the center of the Trough. There are Trough Floor Covers (TS2CTFC, package of two) available if you do not choose to use both or either of these locations.

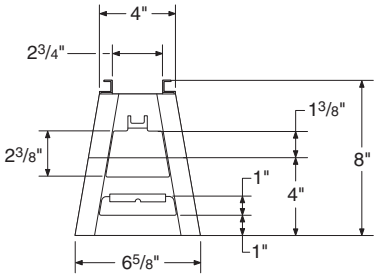

Product Details

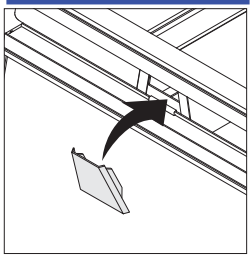

A Trough End Cover (TS2CTEC, package of two) is available if closed end is preferred.

Surface Materials

- Paint

Arches, Arch Accessories, and Screens

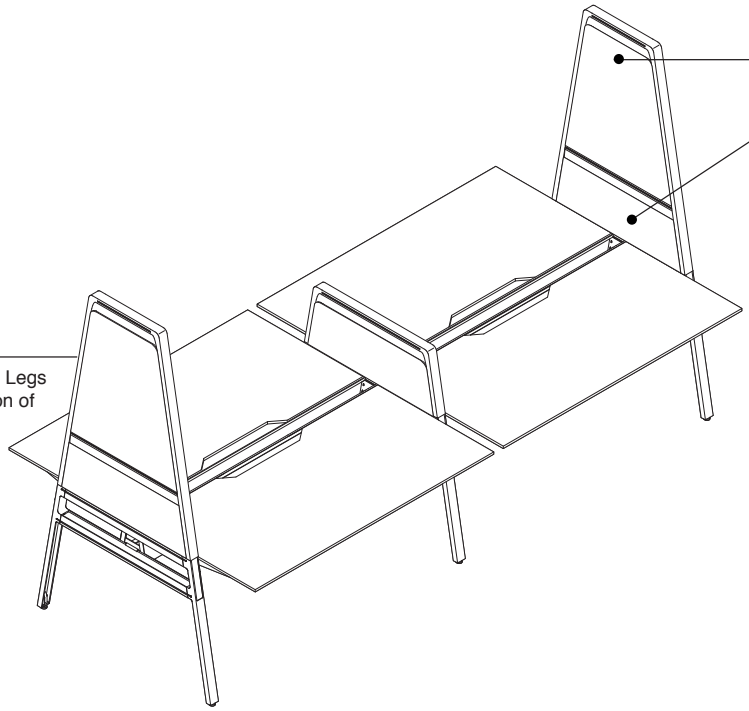

Upper Arch Infills install in the top location of a Tall Arch. Lower Arch Infills install in the Short Arch or bottom location of a Tall Arch.
▶Specifying, page 70

Arches install onto Bivi Legs and become an extension of the Bivi frame.
▶Specifying, page 64

High Sit Bracket with Modesty Panel attaches to two Short Arches, or two Tall Arches, or a combination of one Short Arch and one Tall Arch.
▶Specifying, page 69

Height of Table Top when using a High Sit Bracket with Modesty Panel is between 40$^1/_2$" to 42", depending on glide adjustment.

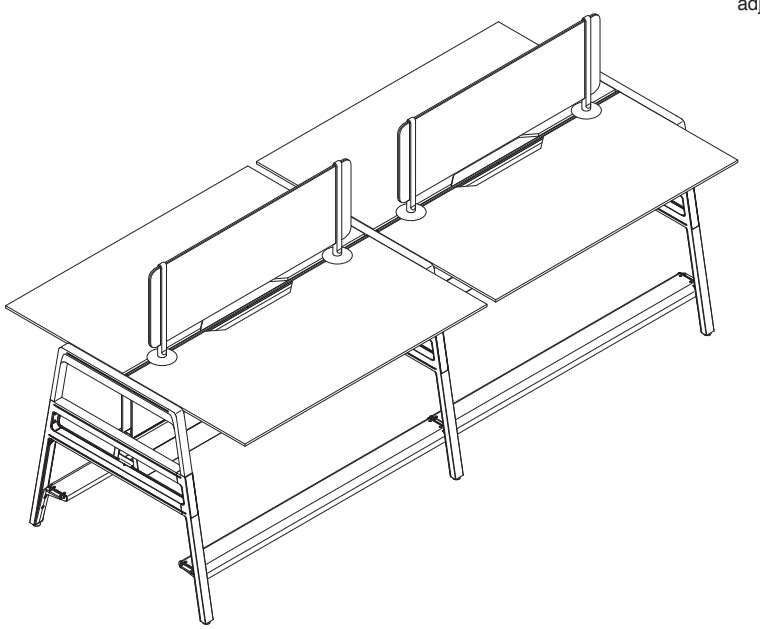

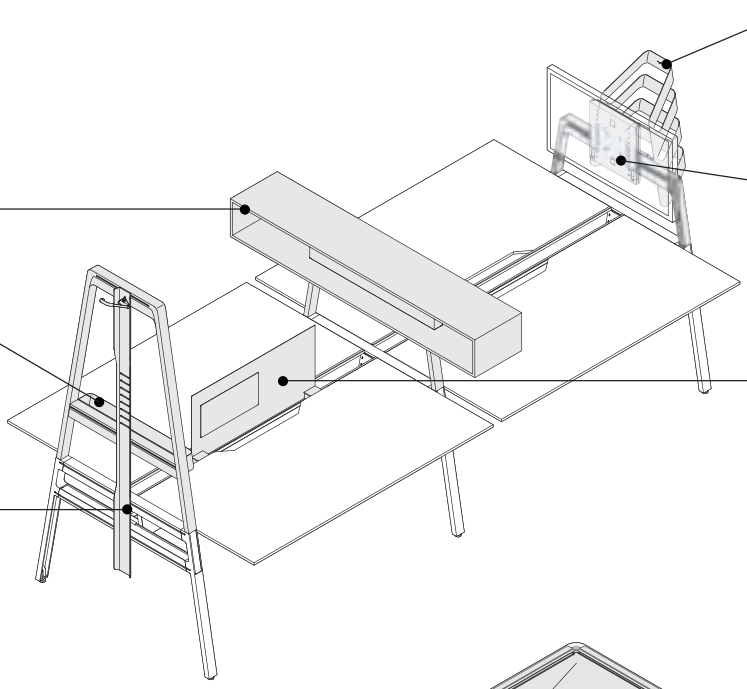

Board Rack measures 9"D x 17½"W x 23¼"H, and can be attached to the Tall Arch, Short Arch, or a wall. It can support maximum of 50 pounds.
▶ Specifying, page 67

Side Storage

Monitor Mounts measure 2½"D x 12"W x 12⅛"H, and hold one monitor each up to 37" with a maximum of 50 pounds.
▶ Specifying, page 65

Holder measures 3"D x 26⅞"W x 3"H, and can be attached to the Tall Arch, Short Arch, Leg, a wall, or stand alone.
▶ Specifying, page 68

Metal Screens are shared between two users when installed on a Bivi Table for Two. Metal Screens can accept magnetic accessories on both sides. Metal Screens can be installed anywhere along the span of the Cable Trough.
▶ Specifying, page 104

Bike Hooks measure 5⅛"D x 4"W x 60"H, and can be installed onto a Tall Arch or mounted onto a wall.
▶ Specifying, page 66

Canopy is standard with attachment hardware to connect to a Tall Arch.
▶ Specifying, page 67

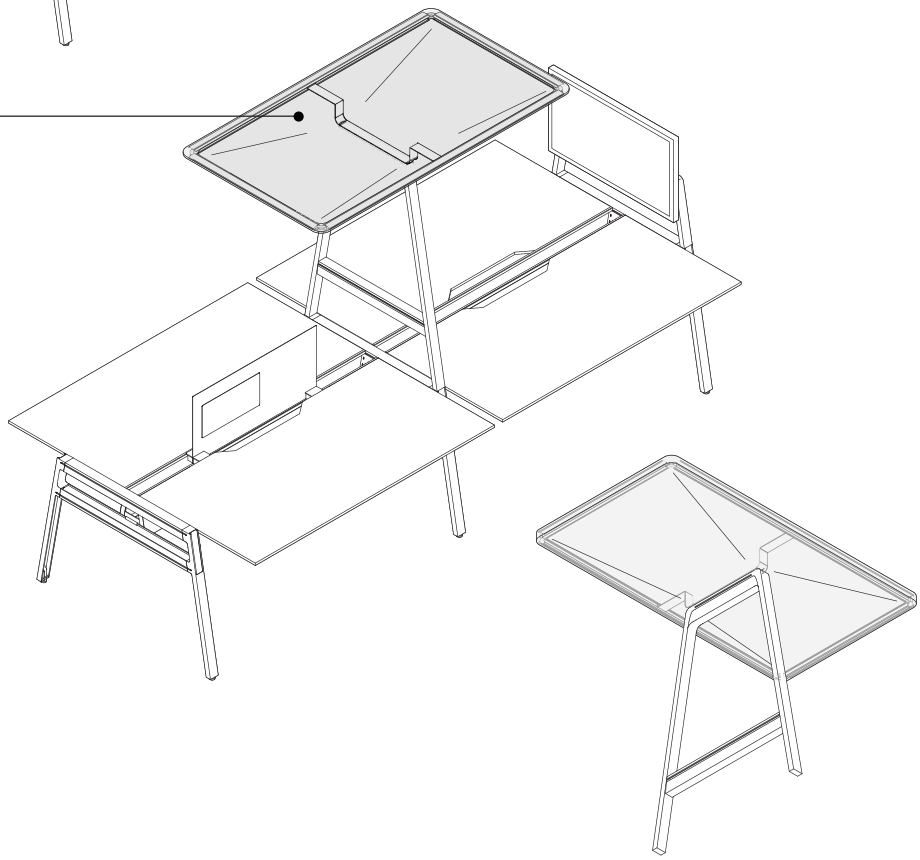

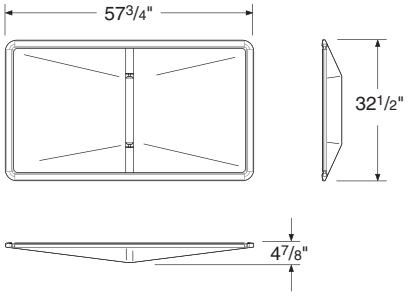

Arches, Arch Accessories, and Screens, continued

Product Details

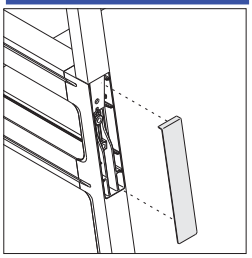

Arches ship standard with screw covers, which are a modified version of the screw covers that ship with Bivi Legs. When installing Arches, the arch screw covers replace the leg screw covers.
Tip: Save leg screw covers for future configurations. Both leg screw covers and arch leg screw covers are supported as service parts.

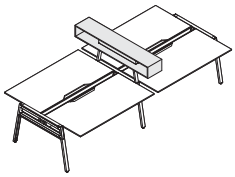

Side Storage installs onto a Short Arch and is shared between adjacent users. Each end of the Side Storage has open cubbies that can be left open or filled in with Bivi Organizers.

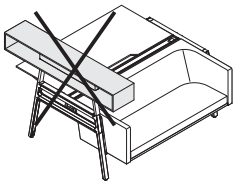

Side Storage should not be installed next to a Rumble Seat because it overhangs into the user sitting area.

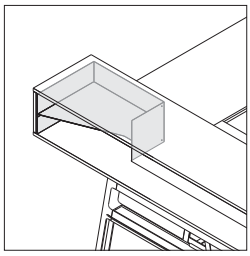

Organizers can be installed into each end of the Side Storage or be used freestanding on a Table Top.

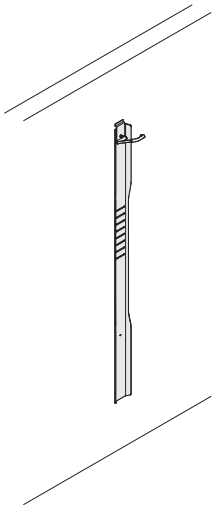

Bike Hooks can be mounted onto a wall.



Two Bike Hooks can be installed on one Tall Arch as long as the two bikes do not exceed 100 pounds and the front tires and rear tires are alternated to avoid both sets of pedals in the same location.
Tip: When ordering Bike Hooks, there are separate style numbers depending on the desired application: TS2ARCHBH for arch mounted, and TS2WALLBH for wall mounted.

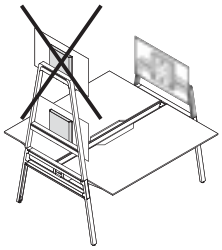

Monitor Mounts can be located at the top or bottom location of a Tall Arch and on a Short Arch.

Monitor Mounts hold one monitor each up to 37" with a maximum of 50 pounds.

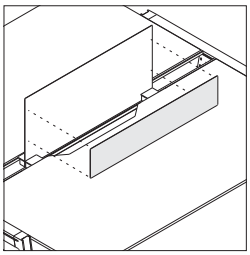

Markerboards are available in two sizes and have magnetic backs that work with steel surfaces such as Bivi Metal Screens and the center of the Bivi Side Storage.

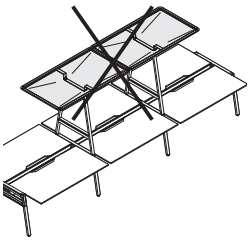

Two canopies cannot be used side-by-side on the 48"W Bivi Tables.

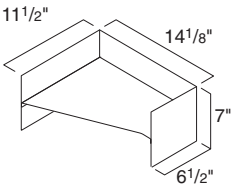

Organizer can be placed by itself on a table or tucked inside Bivi Side Storage.

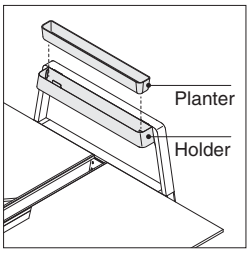

Planter is a waterproof insert that fits inside Holder to hold live plants.

Holder or Holder with Planter can be attached opposite of other Bivi accessories.

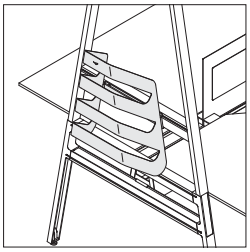

Board Racks can be attached at the bottom location of Tall Arch or a Short Arch.

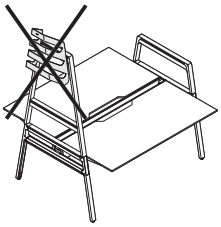

Board Rack can not be attached at the top location of a Tall Arch.

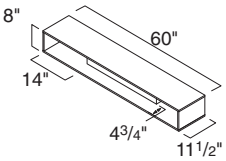

Side Storage attaches over a Short Arch and creates storage space and a boundary between workers.

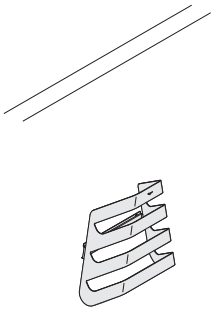

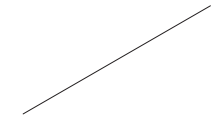

Board Rack can be attached to a wall.

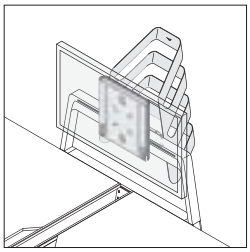

Board Rack can be attached opposite of a monitor mount.

Connections

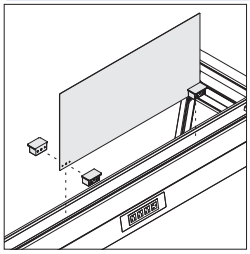

Metal Screens ship with Trough mounting brackets that assemble by screwing two halves together and snapping into the Bivi Cable Trough.

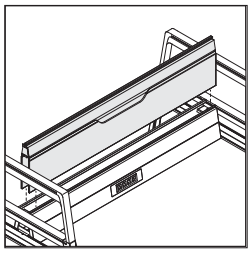

High Sit Bracket with Modesty Panel attaches to Arches and supports Table Tops at standing height applications. At seated height applications, the High Sit Bracket with Modesty Panel provides privacy.

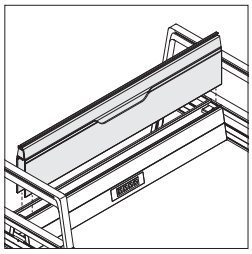

Modesty Panel is tackable and has two sides for cable management. Each side has an access pocket for cords to route into.



Arch Infills are tackable with painted brackets to attach to the upper section of the Tall Arch and the lower section of the Tall Arch and/or Short Arch.

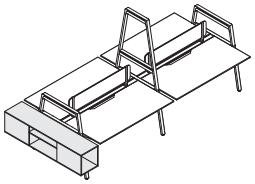

Tackable Screens are available as freestanding or Bivi Trough-mounted. Screens are not a tackboard, but they are tackable.

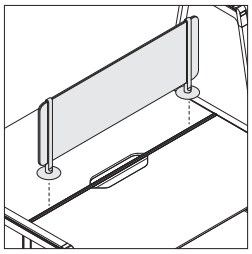

Freestanding, Tackable Screen stanchions and base come standard in three plastic color choices with a paint option upcharge.

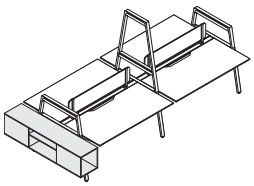

Trough-mounted, Tackable Screen stanchions come standard in three plastic color choices with a paint option upcharge. The base is always painted and replaces the Bivi Trough End Attachment Cover.

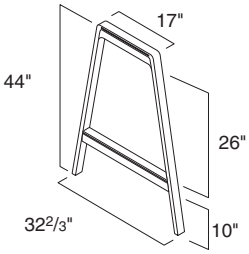

Tall and Short Arches can be mounted on either ends of a Bivi Table or in between two tables. They provide slots for mounting other Bivi accessories.

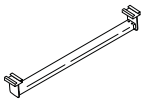

Upper Footshelf is painted steel, available in 48" and 60" widths. Upper Footshelf can be paired with the Lower Footshelf at standing height to create a footself from standing and sitting posture.

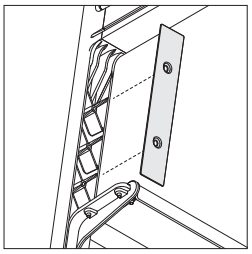

Leg Covers come in a quantity of one. They are used for aesthetic purposes to cover up strength ribs in Bivi Legs and are not structural. Leg Covers come in half size, when used on a leg that has a Bivi Footshelf, and full size, when no Footshelf is present.



Lower Footshelf is painted steel, available in 48" or 60" widths. Footshelf is used for foot support when in a standing posture.



Footshelf bracket covers the lower half of the Bivi Leg. The footshelf bracket can be shared between two Footshelves. The first Footshelf should be specified with the two bracket option and the adjacent fooshelves should be specified with the one bracket option.

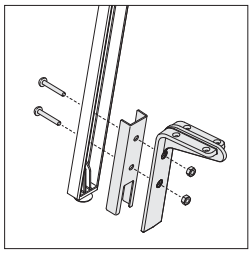

To install Footshelf brackets onto legs manufactured on or before July 17, 2016, order adaptor package, TS8FRETROSR.

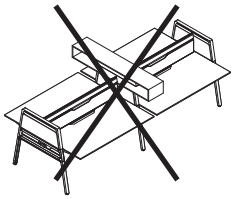

Side Storage cannot be installed where a High Sit Bracket with Modesty Panel is present, as they interfere with each other.

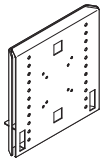

Monitor Mounts will support the following VESA* patterns:

75 mm x 75 mm
100 mm x 100 mm
200 mm x 200 mm
200 mm x 100 mm

Screws for mounting the monitor to the Bivi Monitor Mount are not included. They should be included with the TV or monitor.

**VESA mount, is a family of standards defined by the Video Electronics Standards Association for mounting flat panel monitors, TVs, and other displays to stands or wall mounts.*

Weight Capacities

Short Arch: 100 pounds per side maximum.

Tall Arch: 100 pounds per side maximum.

Monitor Mount: 50 pounds maximum.

Side Storage: 50 pounds bottom shelf/100 pounds top.

Bike Hook: 50 pounds maximum.

Board Rack: 50 pounds maximum.

Holder: 25 pounds maximum.

Surface Materials

Arches, Arch Infills, High Sit Bracket with Modesty Panel, Monitor Mounts, Metal Screens, Tackable Screens, Upper and Lower Footshelf, Organizers, and Bike Hooks
- Paint

Metal Screen, Tackable Screen stanchions, freestanding Screen bases, and Trough mounting brackets
- Plastic

Side Storage top
- Low-Pressure Laminate
- High-Pressure Laminate

Monitor Mount
- Black paint

Rumble Seat and Hoodie

Rumble Seat comes with an option for either table frame attachment brackets or freestanding legs. Available in multiple standard and COM fabric options.
▶ Specifying, page 72

Rumble Seats are available in three widths - 36"W, 48"W, or 60"W.

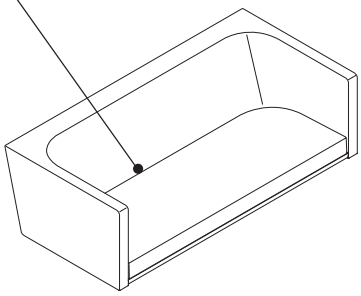

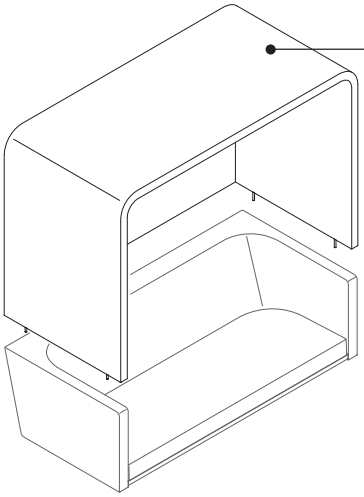

Hoodie is standard with attachment hardware to connect to a Rumble Seat. Available in a single fabric option for the top and sides and a default mesh on the back panel.
▶ Specifying, page 74

Rumble Seat fabric relaxes with use creating comfort wrinkles. If the least amount of comfort wrinkles is desired, Cogent:Connect fabric is recommended.

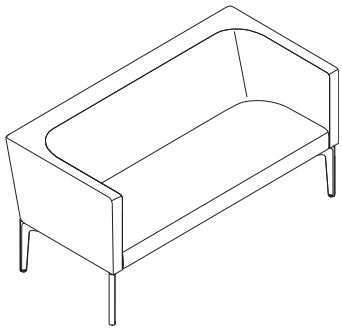

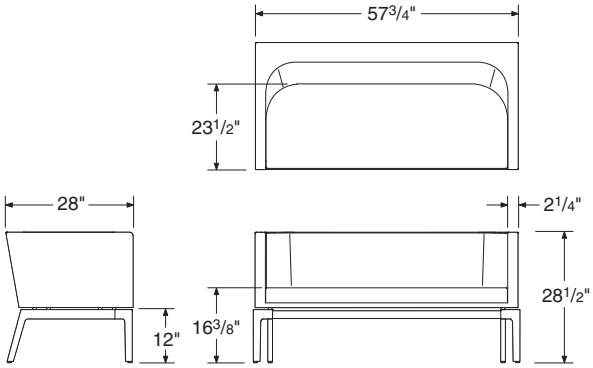

Rumble Seat

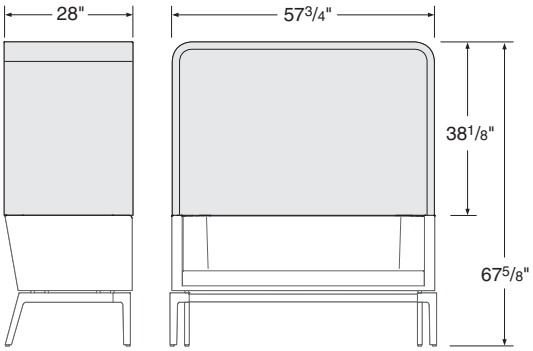

Hoodie

Actual Dimensions

	Rumble Seat with Freestanding Legs or Table Frame Attachment Brackets	Freestanding Legs	Hoodie	Rumble Seat with Hoodie
Height	28 1/2"	12"	38 1/8"	67 5/8"
Seat Height	16 3/8"	N.A.	N.A.	N.A.
Depth	28"	28"	28"	28"
Seat Depth	23 1/2"	N.A.	N.A.	N.A.
Width	33 3/4", 45 3/4", and 57 3/4"	34", 46", and 58"	57 3/4"	58"

Product Details

Freestanding Legs connect to the bottom of the 36"W, 48"W, and 60"W Rumble Seat.

Rumble Seats TS3RS and TS3RSBKT, manufactured on 5/21/2017 or before, work with Freestanding Legs TS3RSL2 and Table Frame Attachment Brackets TS3RSTA, manufactured on 5/21/2017 or before.

Rumble Seats TS8RS, manufactured on 5/22/2017 or after, work with Freestanding Legs TS8RSL2 and Table Frame Attachment Brackets TS8RSTA, manufactured on 5/22/17 or after.

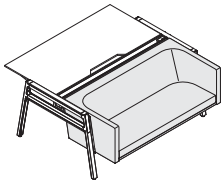

48"W and 60"W Rumble Seats can be installed on one or both sides of a Bivi Table for Two. 36"W Rumble Seats are only available on Freestanding Legs. To create this setting, order a Bivi Table for One and move the Cable Trough to the center. Install the Table Top on one side and the Rumble Seat on the other side.

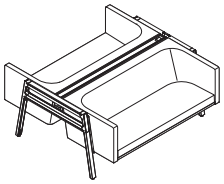

Rumble Seats can connect to a Bivi Table for Two on both sides. To create this setting, order a Rumble Seat with Table Frame Attachment Brackets, two Bivi Legs, and one Bivi Cable Trough.

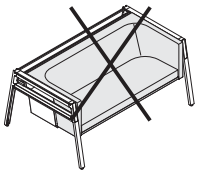

Rumble Seats cannot be installed in place of a worksurface on a Bivi Table for One.
Tip: Rumble Seat cannot be installed on 48"W Bivi Table for One, but can be installed on a 48"W Bivi Table for Two manufactured on or after 5/22/2017.

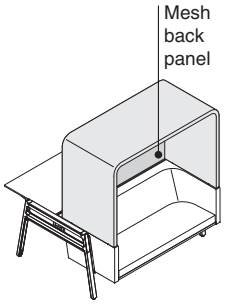

Hoodie is only intended to be used attached to a Rumble Seat.

Hoodie comes with two fabric options for the sides and top.

Back panel on Hoodie is defaulted in mesh. Mesh material used on the Hoodie back panel offers semi-transparency.

Connections

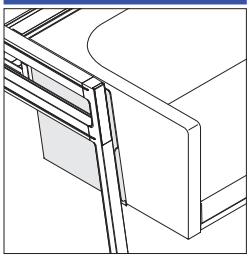

Table Frame Attachment Brackets connect the Rumble Seat to the table frame in place of a Table Top on a Bivi Table for Two.

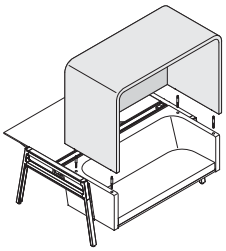

Rumble Seats have connectors that come standard to attach the Hoodie. These connectors need to be located and cut to expose them in order to attach the Hoodie. If you know ahead of time that a Hoodie will be installed, there is an accessory bracket option that supports the Rumble Seat with the connectors exposed from the factory.

Weight Capacity

48"W and 60"W Rumble Seat: Two people, up to 300 pounds each.

36"W Rumble Seat: One person, up to 300 pounds.

Surface Materials

Rumble Seat
- Fabric

Freestanding Leg
- Paint

Table Frame Attachment Brackets
- Paint

Hoodie
- Cogent: Connect
  5S25 Graphite
  5S26 Licorice
- Mesh: T615 Sultry Smoke

Electrical Components:

Plug and Play Corded Power, One Circuit Hardwire-to-Modular Power, Two Circuit

Bivi electrical components are simple and easy to install. Power Strips and hardwired Powerways can be installed in the Cable Trough, which provides easy access.

▶ Specifying, pages 76-78

Bivi Power Strips and Modular and Chicago Hardwired Powerways have spill-proof technology to prevent electrical shorts.

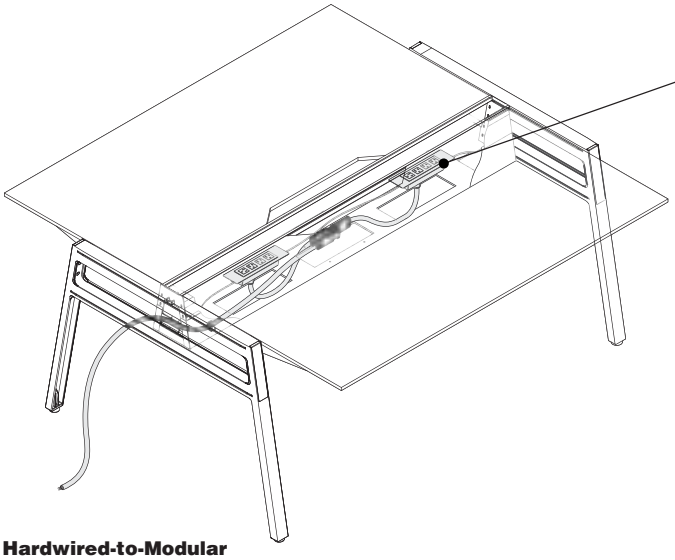

Hardwired-to-Modular

Modular Powerways, TS8P260 and TS8P2CHI, have two sections with four receptacles each for a total of eight receptacles.

Steelcase products are designed and tested for code and standard compliance when installed and used as an integrated product solution in accordance with Steelcase application guidelines and installation instructions. However, the building owner or designated agent is responsible for verifying that the installation is in compliance with local codes and regulations.

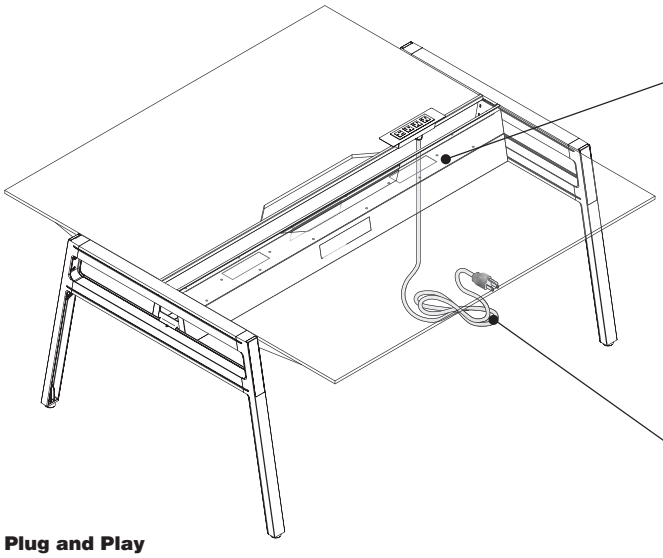

Plug and Play

Plug and Play Power Strip package of two, TS8PS2PK, has two sections with four receptacles each for a total of eight receptacles.

Plug and Play Power Strip package of four, TS8PS4PK, has four sections with four receptacles each for a total of 16 receptacles.

48"W Bivi Tables allow for four-pack plug and play.

Plug and Play Power Strips have a 15-amp 10' cord that plugs into a building receptacle.

Product Details

Two-Pack and Four-Pack Power Strips do not connect together as this would cause a potential power failure and hazard. Power Strips must plug into an individual power source.

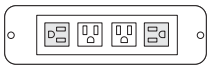

Power Strips have the first and last receptacle rotated out to accommodate larger power units.

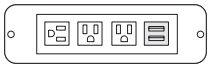

Power Strips have four simplex plugs. The fourth position can have two USB ports optioned in place of the simplex plug.

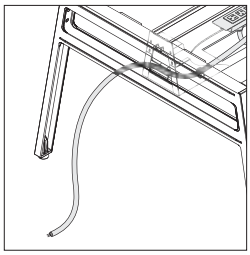

For the standard Bivi Modular Hardwire Base Power, when using a 60"W table there is 22" of conduit with 6" of wire length once the power hits the floor for the electrician to work with and connect to the building power source. When using a 48"W table, there are 12" of additional conduit.

Bivi San Francisco Hardwired Modular Power can be used outside of San Francisco. If more conduit length is desired, it has 72" length of conduit from the point of coming straight out of the table.

The San Francisco Hardwired Base Power can be used in other areas of the country where local codes allow liquid tight conduit if additional conduit length is desired. Check with local electrical inspectors.

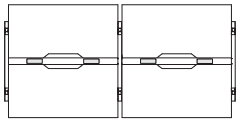

Modular Harnesses are used when connecting power between two Bivi tables or when two hard-wired Powerways are used in one Bivi table.

Power Specifications

- Single circuit power
- 12-amp system rating
- 15-amp power cord with 15-amp over-current protection
- UL recognized Powered Table System component per UL962

Surface Materials

Power Strips

- Paint

Bivi Plug and Play Corded, One Circuit

Plug and Play Power have 5' of conduit between receptacle strips, that gives room to share power between multiple tables in some applications. Plug and Play Power Strips are color coded and connect into each other.

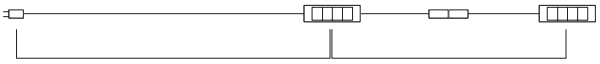

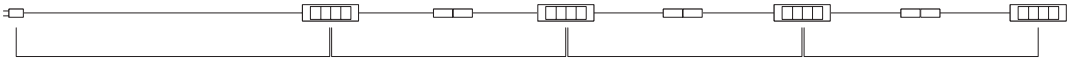

2-Pack Plug and Play Power Strips have maximum of one connection point. 4-Pack Plug and Play Power Strips have maximum of three connection points.

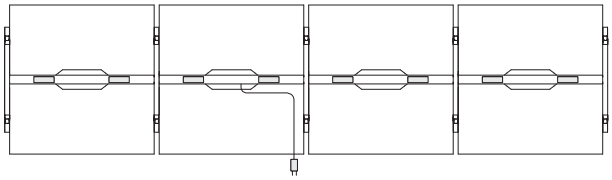

Bivi tables do not have maximum table limit. An unlimited amount of tables can be connected together. Plug and Play Power will need to be plugged into a building outlet in the middle of runs when multiple tables are connected and power is used.

Openings can be skipped to stretch out the power to more users. There is 5' of cord length between Power Strips which allows this.
Tip: Skipping openings will reduce cost.

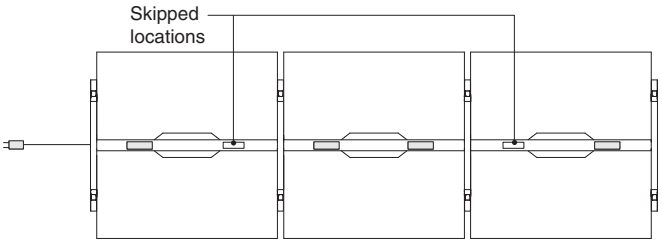

Six Person Example
Provides two (2) plugs per person at the Table for Two at each end and four (4) plugs per person at the Table for Two in the middle of the setting. Requires quantity of one (1) package of four (TS8PS4PK) and one (1) building outlet to power up table.

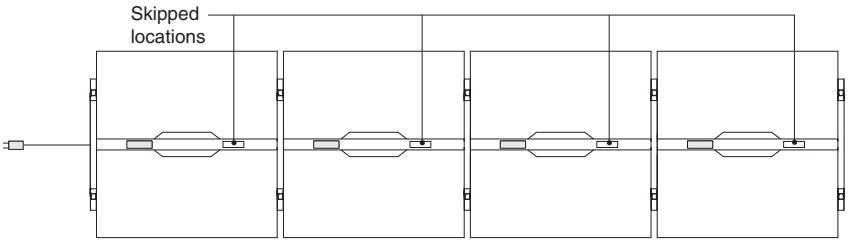

Eight Person Example
Provides two (2) plugs per person. Requires quantity of one (1) package of four (TS8PS4PK) and one (1) building outlet to power up table.

Bivi Modular-Hardwire Power, Two Circuit

Modular Powerways, TS8P260, have two Power Strips for a total of eight simplex receptacles (power plugs).

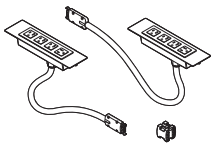

60" Bivi tables can fit one powerway per Trough, located at the top of the Trough.

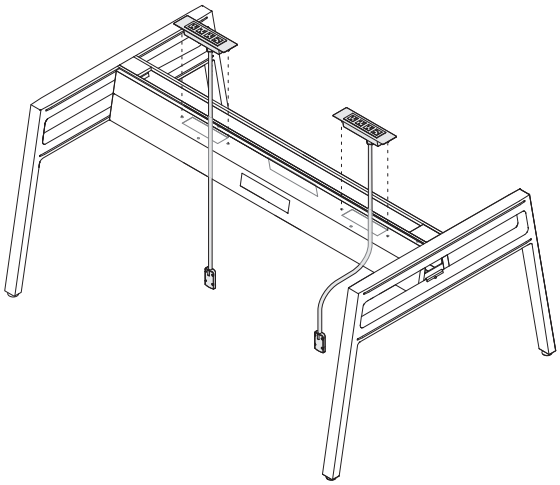

When additional Bivi plus One or plus Two tables are added a Two Circuit Modular Harness will be required, TS8P2H.

Bivi Modular-Hardwire Power, Two Circuit, Continued

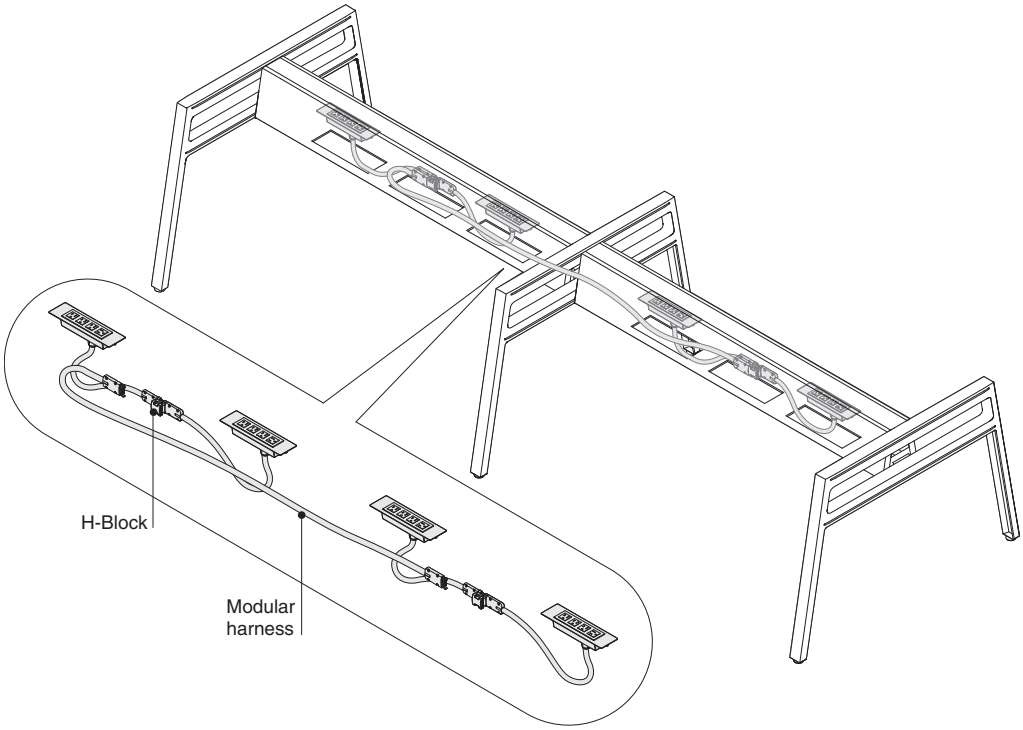

When specifying two (2) Powerways to be assembled into one Trough an additional Two Circuit Modular Harness, TS8P2H, will be required.

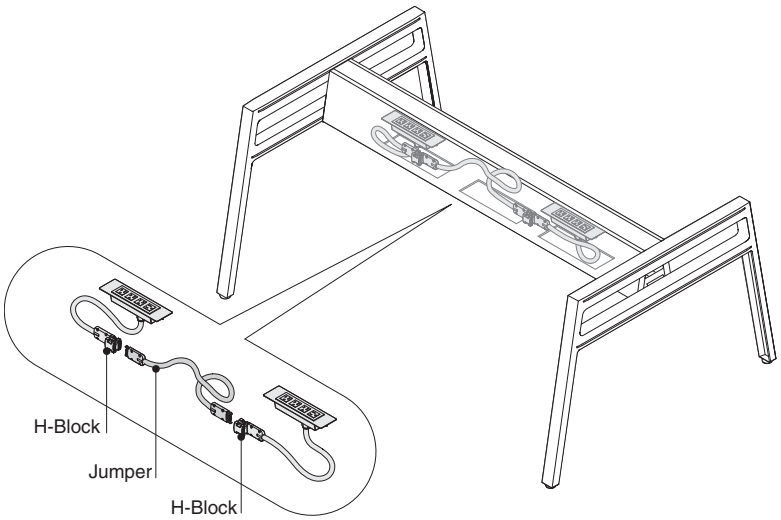

Modular Hardwire Power can support a maximum of six (6) Powerways, TS8P260, per Power Infeed, Two Circuit, TS8PBT2. After six (6) Powerways, a new power infeed will be required.

Bivi Plug and Play and Modular Hardwire, Two Circuit, Power Routing Guide

Bivi Power Routing Guide	Plugs Per Person	Plug and Play Power Examples	Hardwired Power Examples (require authorized electrician)
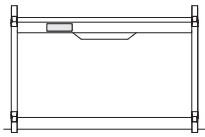	(1) Table for One 4 plugs per person	(1) Package of one, TS8PS1PK	N.A.
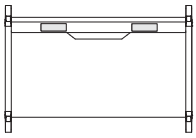	(1) Table for One 8 plugs per person	(1) Package of two, TS8PS2PK	(1) Powerway, Two Circuit, TS8P260 (1) Base Power-In, Hardwired, 2-circuit, TS8PBT2
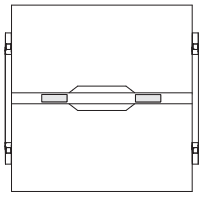	(1) Table for Two 4 plugs per person	(1) Package of two, TS8PS2PK	(1) Powerway, Two Circuit, TS8P260 (1) Base Power-In, Hardwired, 2-circuit, TS8PBT2
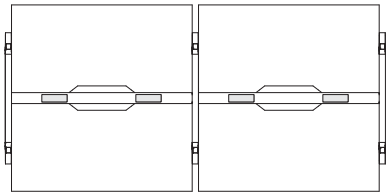	(1) Table for Two (1) Table plus Two 4 plugs per person	(1) Package of four, TS8PS4PK	(2) Powerway, Two Circuit, TS8P260 (1) Modular Harness, Two Circuit, TS8P2H (1) Base Power-In, Hardwired, 2-circuit, TS8PBT2

Note: 48"W Bivi tables do not allow for four-pack hardwire power options.

Wiring Schematics

Details for the Electrician

Bivi Four-Circuit Modular-Hardwire Power offers three different wiring schematics to allow you to match your specific wiring strategy to any typical building wiring plan.

Tip: All the components in an electrical system must use the same wiring schematic. The components are keyed and color coded to make it impossible to connect mismatched parts.

Black = Four-circuit, 3+1
Brown = Four-circuit, 2+2
Rust = Three-circuit, separate neutral (3SN)
Shared neutral = 10 gauge
Non-shared neutral = 12 gauge
Hot wires = 12 gauge

Four-Circuit, 3+1

Circuit Panel 1

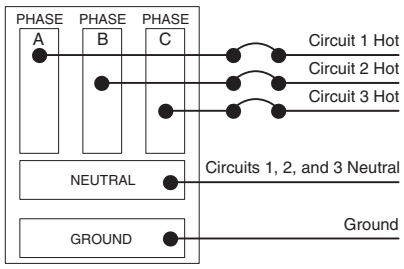

Circuit Panel 2

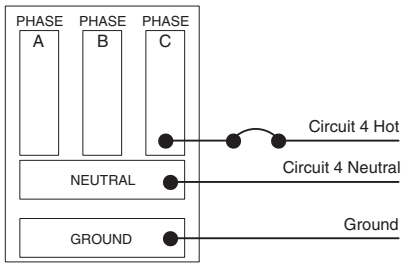

In the four-circuit 3+1 schematic, circuits 1, 2, and 3 are distributed from the first circuit panel and are supported with one shared neutral and one shared ground. Circuit 4 is distributed from a second circuit panel and is supported with a separate neutral and ground.

Single 3-Phase Circuit Panel

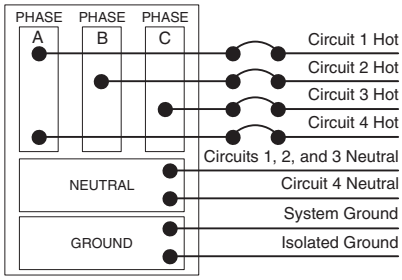

On a single 3-phase circuit panel, all four circuits are distributed as shown.

Four-Circuit, 2+2

Circuit Panel 1

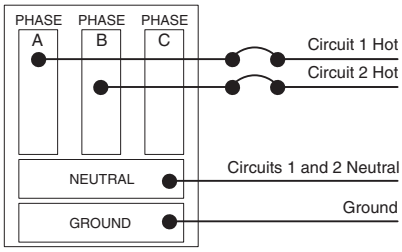

Circuit Panel 2

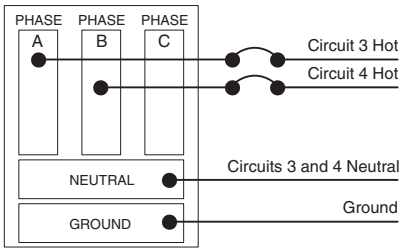

In the four-circuit 2+2 schematic, circuits 1 and 2 are distributed from two different phases from the first circuit panel and are supported with one shared neutral and one shared ground. Circuits 3 and 4 are distributed from a second circuit panel and supported by their own shared neutral and ground.

Single 3-Phase Circuit Panel

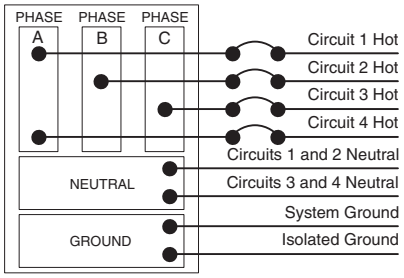

On a single 3-phase circuit panel, all four circuits are distributed as shown.

Split-Phase Circuit Panel

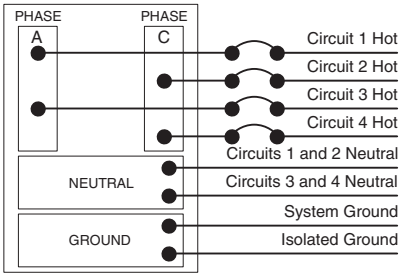

On a split-phase circuit panel, all four circuits are distributed as shown.

Three-Circuit, Separate neutral

Circuit Panel 1

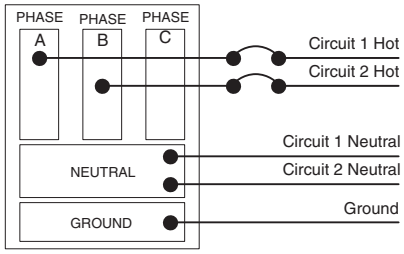

Circuit Panel 2

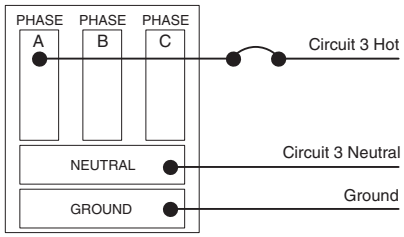

In the three-circuit, separate neutral schematic, circuits 1 and 2 are distributed from two different phases from the first circuit panel. Each circuit is supported with its own neutral and a common ground. Circuit 3 is distributed from the second circuit panel and is supported by its own neutral and ground.

Single 3-Phase Circuit Panel

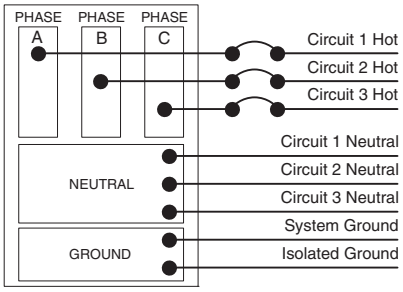

On a single 3-phase circuit panel, three circuits are distributed as shown.

Split-Phase Circuit Panel

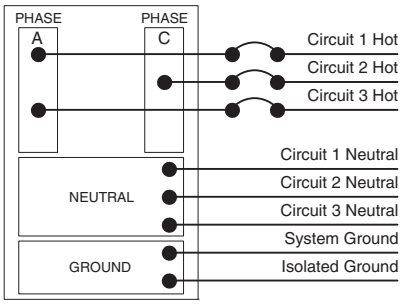

On a split-phase circuit panel, three circuits are distributed as shown.

How to Calculate Power Needs

Use This to Determine How Many Power-Ins You'll Need

When planning a power network, you must calculate the amperage requirements of all your electrical compo nents so you can provide sufficient electricity to power them.

If your usage is not known in advance:
The National Electrical Code (NEC) allows a maximum of 13 receptacles on each 20-amp circuit. This provides up to 30 receptacles for each 3-circuit power-in and 40 receptacles for each 4-circuit power-in.

If your usage is known in advance:
Add up the amperage used by each piece of equipment in the workstation. Whenever you reach 60 amps (20 amps times 3 circuits) or 80 amps (20 amps times 4 circuits) from items that are likely to be used at the same time, you have reached the limit for a single power-in. Specify another power-in and continue until all equipment is powered.

If the circuits will normally be subject to a continuous load (three or more hours of continuous use, such as lights or computers), the NEC requires that circuit capacity be "de-rated" by 20 percent. Therefore, treat circuits used for continuous loads as if they were rated at 16 amps instead of the regular 20 amps.

Try to anticipate future increases in power requirements and build some excess capacity into your plan.
▶See table at right for typical and actual amperage usages for components.

To calculate amperage when the wattage of a device is known, divide watts by 120.

Some appliances, such as large copiers, coffee makers, or space heaters require most of the current available on a 20-amp circuit. It is recommended that such devices be supplied with their own receptacle/circuit, directly from the building. This leaves the capacity of the furniture circuits available for the more dynamic requirements of the office equipment.

Local electrical codes vary. Consult a qualified electrical contractor or engineer for the proper planning of electrical circuits in your locale.

Approximate power consumption for common devices

Device	Wattage	Amperage	Voltage	Number of Devices Supported on Single 20 Amp Circuit*
Laptop	90	0.8	110	20
CPU/Desktop Computer	120	1.1	110	15
Monitor	60	0.5	110	29
Phone	5	0.0	110	352
High Power Tablet (e.g. Surface Pro)	40	0.4	110	44
Low Power Tablet (e.g. iPad Air)	15	0.1	110	117
Desktop Printer	40	0.4	110	44
42" LCD Screen	210	1.9	110	8
DVD Player	25	0.2	110	70
Projector	175	1.6	110	10
Desktop Lamp	19	0.2	110	93
Large Printer/ Copier (high)	1900	17.3	110	1
Large Printer/ Copier (low)	850	7.7	110	2
Paper Shredder	360	3.3	110	5
Desktop Fan	20	0.2	110	88
Standing Fan	180	1.6	110	10
Coffee Maker (high)	1200	10.9	110	1
Coffee Maker (low)	600	5.5	110	3
Microwave (high)	400	13.6	110	1
Microwave (low)	150	5.5	110	3
Refrigerator (high)	1500	3.6	110	4
Refrigerator (low)	200	1.4	110	12
Vacuum (high)	1500	13.6	110	1
Vacuum (low)	200	1.8	110	9
Space Heater (high)	1500	13.6	110	1
Space Heater (low)	750	6.8	110	2

Tip: These calculations are estimations and are meant solely for informational purposes. It is important to conduct proper power planning for each installation to prevent overloading a circuit.

Cable Capacities

Four Circuit

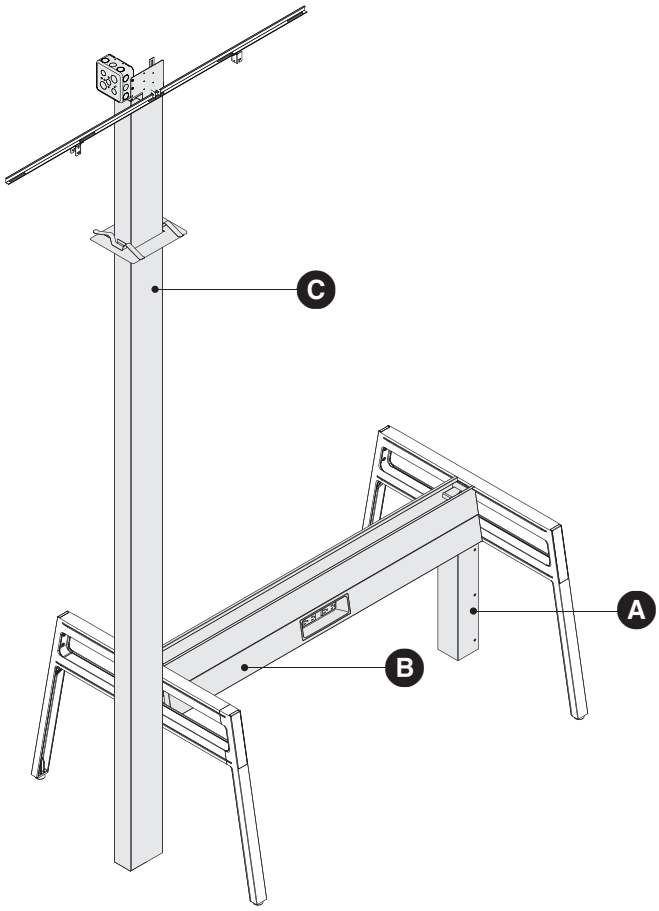

	Outside Diameter of Cable = .223 (5E)			Outside Diameter of Cable = .310 (6A)		
	Max Capacity (5E) without Power	**Max Capacity (5E) with 1- or 2-Circuit Power**	**Max Capacity (5E) with 4-Circuit Power**	**Max Capacity (6A) without Power**	**Max Capacity (6A) with 1- or 2-Circuit Power**	**Max Capacity (6A) with 4-Circuit Power**
A Power Infeed Cover	60	58	56	39	38	37
B Trough	42	30	22	30	25	13
C Utility Pole	60	58	57	41	39	33

Note: The TIA recommends a maximum fill rate of 40%.
Note: When routing cables through any combination mentioned above, the capacity is equal to the smallest number.

Distribution and Access

Four Circuit

Power Blocks are placed in the bottom half of the Bivi Trough, are dual-sided, and are accessible on both sides of the Trough. Modular Harnesses are used to distribute power through the bench.

Accessory Power Strips can be placed at seated or standing height tables for easy user access. Power and data, power and USB, or power only are available.

Standard-Capacity Power includes one Power Block, provides back-to-back power, and accepts two receptacles per side. The Standard-Capacity Power Block allows access to power in the sides of the Bivi Trough.

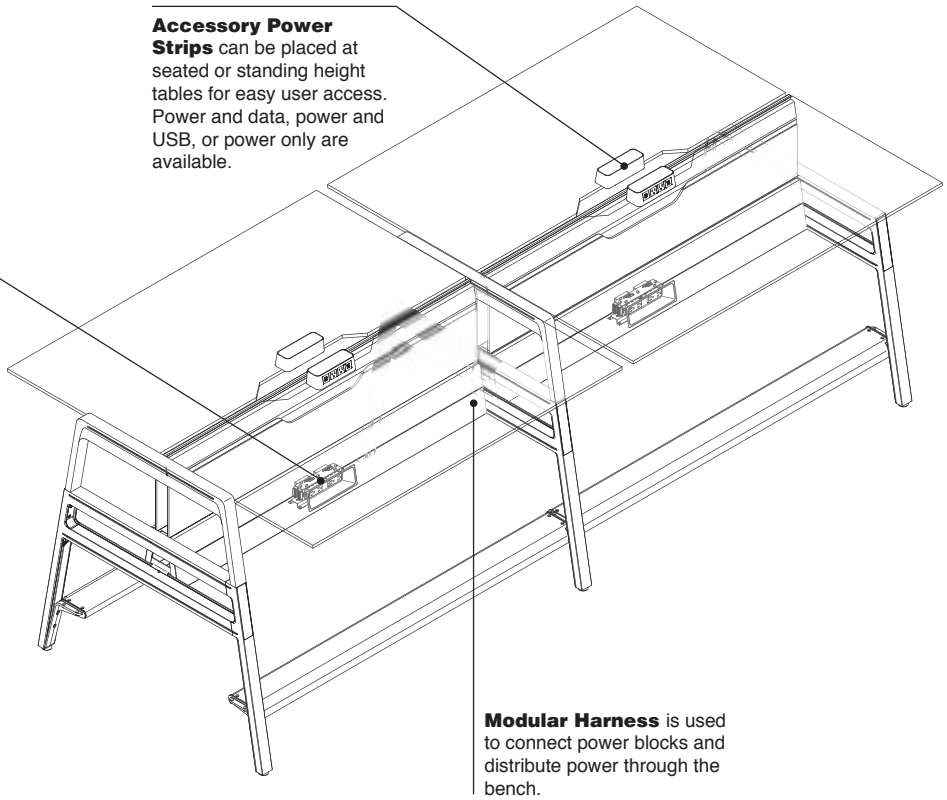

Modular Harness is used to connect power blocks and distribute power through the bench.

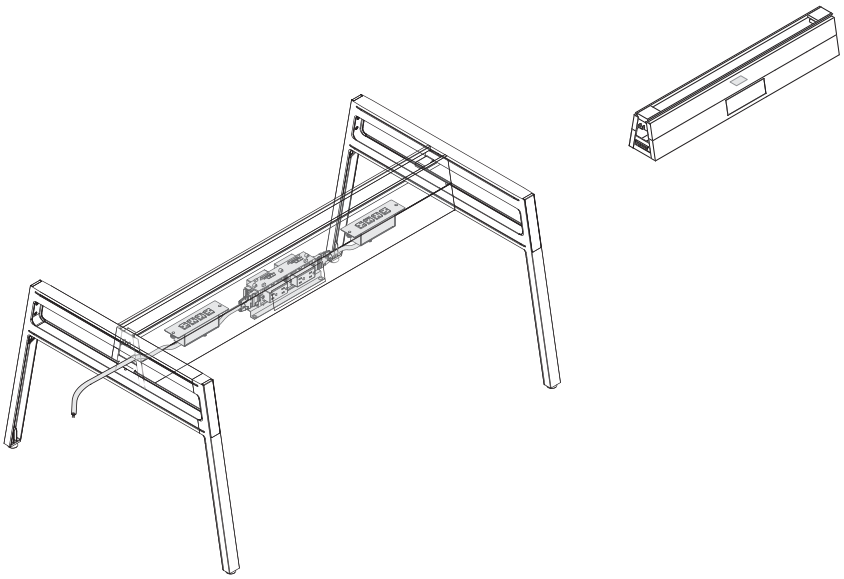

Four-Circuit Powerway connects to a Four-Circuit Modular Power Block or Connector Power Block and is available in three wiring schematics with multiple line options. As with the Plug and Play Powerways and Modular-Hardwire Two-Circuit Powerways, the Four-Circuit Powerway mounts into the floor of the Trough.

Wiring and Cabling

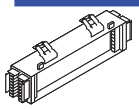

Modular Power Block-Standard-Capacity Power includes one power block, provides back-to-back power, and accepts two receptacles per side.

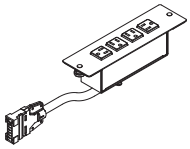

Power Block Connector, Four-Circuit (TS8PHBC) may be used with a Four-Circuit Modular Powerway (TS8P4QUAD) in place of the Standard-Capacity Power Block to keep the sides of the Bivi Trough covered for a clean aesthetic.

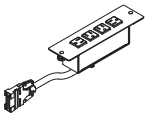

Four-Circuit Modular Powerway (TS8P4QUAD) is available in three wiring schematics with multiple line options.

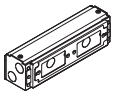

Chicago Hardwire Box is available. It accommodates two receptacles per side.

Duplex Receptacles are available in 15-amp, isolated, or system ground and are available in three wiring schematics with multiple line options. Receptacles have two outlets and are ordered separately.

Duplex Receptacles are available in nine plastic colors:

6000 Black
6009 Arctic White
6249 Platinum Solid
6527 Merle
6651 Tungsten
6652 Titanium
6654 Sand
6697 Fog
6B03 Red

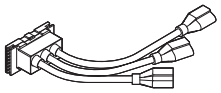

Modular Flexible Receptacles are available in 15-amp, isolated or system ground, with multiple line options. Flexible Receptacles offer easy access to three outlets.

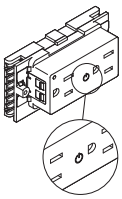

Controlled Receptacle must be indicated when tying into the building management system. Duplex Receptacles have an option for a factory permanent, pad stamp power icon symbol. Symbol aids in Title 24 compliance.
▶See *Surface Materials*, page 110, for symbol ink colors.

USB Receptacles are 2.1 amperage quick charge which is a 50% faster charge than the 1.0 amperage version. USB Receptacles are available in three wiring schematics with multiple line options. USB Receptacles offer easy access to two charging ports. Each port provides 1 amperage of output. USB Receptacles conveniently charge a wide range of electronic devices. Some devices may not be compatible.

Bezel Receptacle Cover installs in the sides of Bivi Trough, providing access to the Four-Circuit Duplex Receptacles.

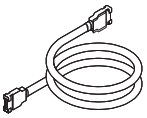

Modular Harnesses are used to connect power blocks.
▶See *Power Routing Harness Chart*, page 50, to determine lengths needed.

Power Infeed Cover can be used to conceal conduit and cables along the floor.

Two Power Strips are available: rectangular and pyramid. Each have options of power, data, and USB ports. The Rectangular Power Strip has an option for clamp-on mount that works well in the Bivi table scallop at both seated and standing heights.

Rectangular Power Strip with clamp-on mount works on worksurfaces that range from ½" to 2½" thick.

Three wiring schematics are available—3+1, 2+2, and three circuits with separate neutrals (3SN). All the components in an electrical distribution system must use the same wiring schematic. For safety, the components are keyed, labeled, and color-coded to make it impossible to connect mismatched parts.

All electrical components are cULus listed to the appropriate industry standards in accordance with the National and Canadian Electrical code.

Local electrical codes vary, so consult with your local authority having jurisdiction as they have final say if the products as installed are compliant with local code. Consult a qualified electrical contractor or engineer for the proper installation of all electrical components.

Power Routing Harness Chart

From Unit to Unit, Four Circuit

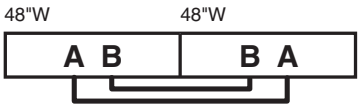

Harness Length

A to A	54"
B to B	45"

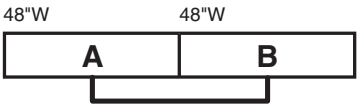

Harness Length

A to B	51"



Harness Length

A to A	115"
B to B	107"

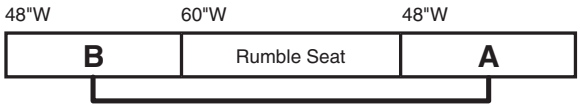

Harness Length

B to A	111"

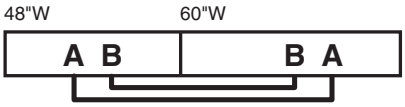

Harness Length

A to A	60"
B to B	51"

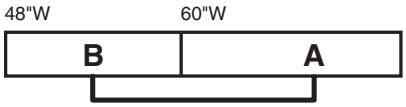

Harness Length

B to A	57"

Note: A = Connector Block, four-circuit
B = Standard-Capacity Power Block, four-circuit

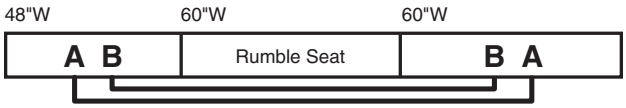

Harness Length

A to A	118"
B to B	111"

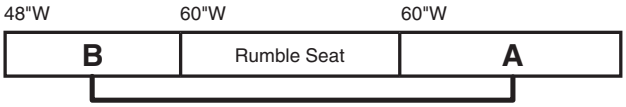

Harness Length

B to A	115"

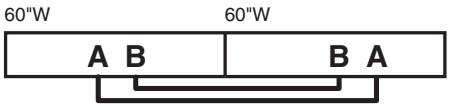

Harness Length

A to A	67"
B to B	57"

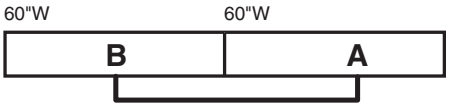

Harness Length

B to A	60"



Harness Length

A to A	124"
B to B	118"

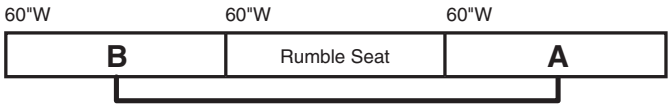

Harness Length

B to A	121"

Note: A = Connector Block, four-circuit
B = Standard-Capacity Power Block, four-circuit

Building Interface

Four Circuit

Building power and data can interface with Bivi tables from the floor, wall, column, or ceiling. Both modular and hard-wire infeeds are available.

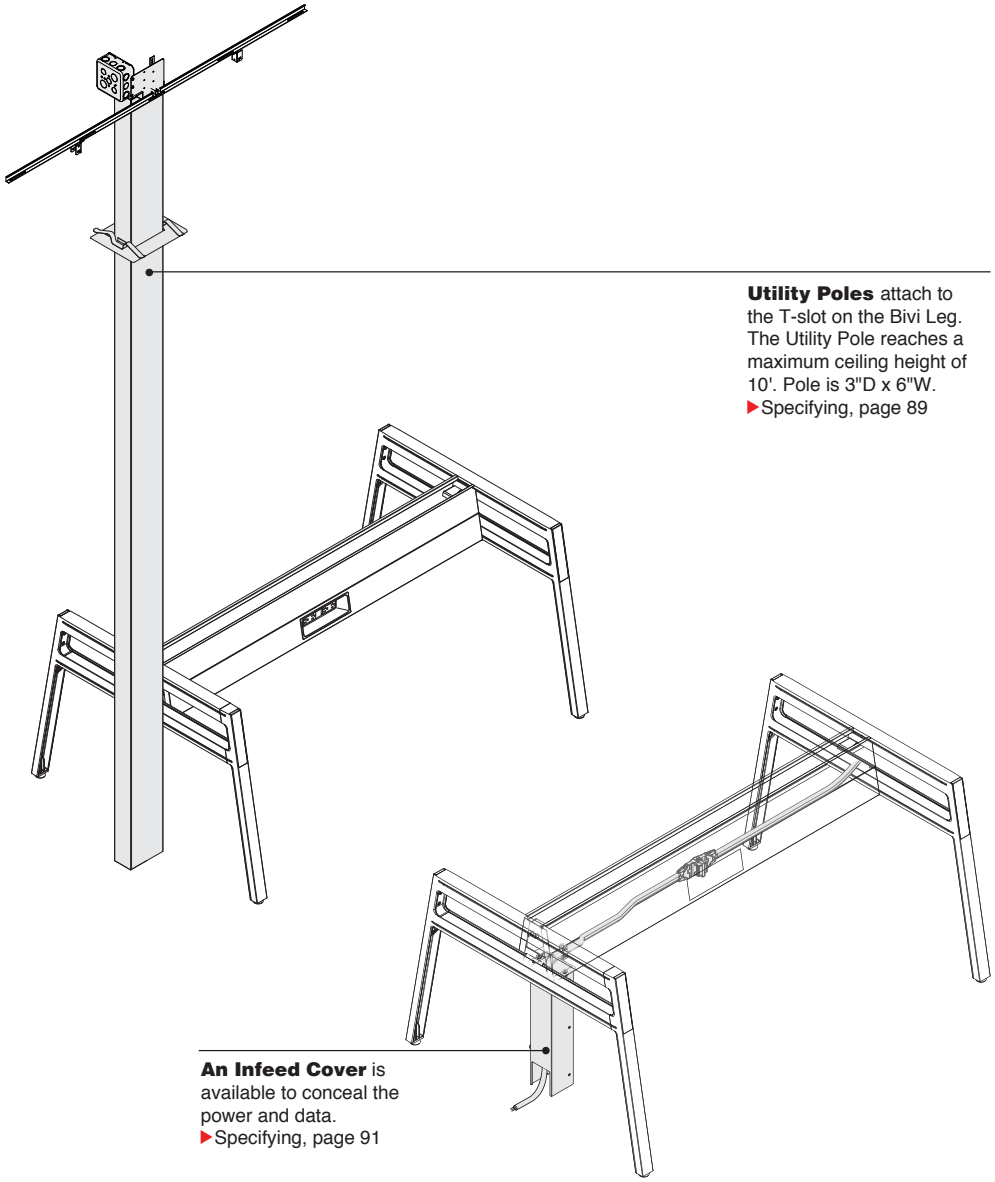

Utility Poles attach to the T-slot on the Bivi Leg. The Utility Pole reaches a maximum ceiling height of 10'. Pole is 3"D x 6"W.
▶Specifying, page 89

An Infeed Cover is available to conceal the power and data.
▶Specifying, page 91

Infeeds can enter Bivi tables at either end or anywhere along the Trough.

Infeed Cover

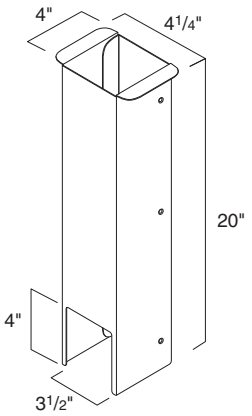

Wiring and Cabling

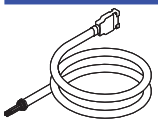

Hardwire-to-Modular Power Infeed is available in 6, 12, and 24 foot lengths. If a shorter harness is needed, it can be cut by the electrician. The hardwired end is connected by an electrician to a junction box wherever it is located in the building. The harness is routed into the Trough and connected to a power block. Non-PVC is standard. PVC version can be optioned.

Straight/ Flush

90°

Modular Junction Box Faceplate can be ordered separately and used with any modular harness length when 12 and 24 foot lengths are not appropriate. Straight/ flush and 90° faceplates are available. A 90° Junction Box Faceplate is recommended for use at a wall or column. Non-PVC is standard. PVC version can be optioned.

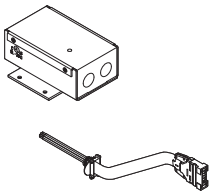

New York Power Infeeds are available. The junction box is mounted to the underside of the Trough. A 50" harness is included to reach the first power block in the Trough. If a shorter harness is needed, it can be cut by the electrician. Non-PVC is standard. PVC version can be optioned. Hardwire-to-Modular Infeeds can also be used.

Hardwired/Chicago Power Infeeds are supplied by the electrician.

San Francisco can use hardwire or modular infeeds. When infeed is coming from floor or wall, liquid tight metallic conduit may be required. In this case, order infeed specific to San Francisco.

Base Power Infeeds are not available.

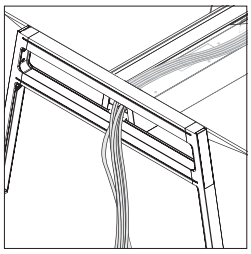

Power and data can enter the Trough through the end or in the middle of a run. ▶See *Cable Capacities,* page 46.

Three wiring schematics are available—3+1, 2+2, and three circuits with separate neutrals (3SN). All the components in an electrical distribution system must use the same wiring schematic. For safety, the components are keyed, labeled, and color-coded to make it impossible to connect mismatched parts.

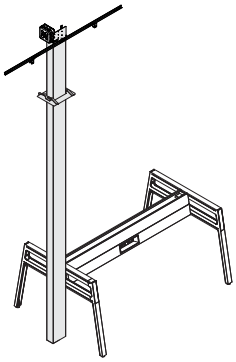

Utility Pole connects to the T-slot in the Bivi Leg.

Non-PVC modular electrical components are the standard offering with the option to order PVC on some components. For those trying to gain the LEED Innovation and Design credit, non-PVC should be selected.

All electrical components are cULus listed to the appropriate industry standards in accordance with the National and Canadian Electrical code.

Local electrical codes vary, so consult with your local authority having jurisdiction as they have final say if the products as installed are compliant with local code. Consult a qualified electrical contractor or engineer for the proper installation of all electrical components.

Storage

Trunk storage attaches to the end of a Bivi Table for Two. It has storage on each end as well as additional storage in the middle. Trunks are also available with freestanding legs for a freestanding application.
▶ Specifying, page 93

Depot storage is freestanding and comes in two high or three high. Depot is not approved to be stacked on top of each other and cannot be wall mounted.

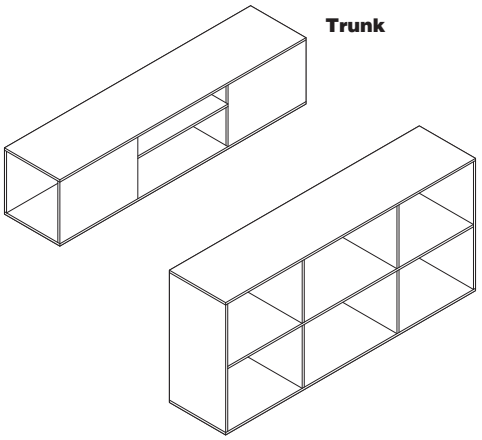

Trunk

2-High Depot

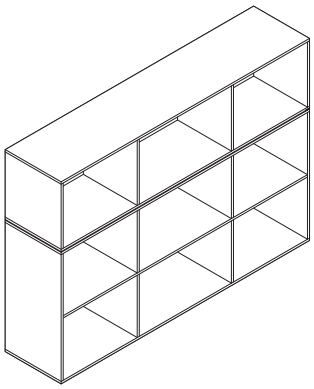

3-High Depot

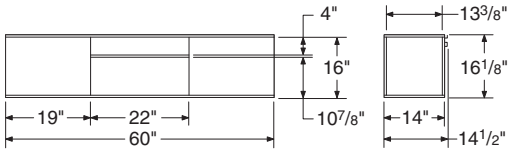

Trunk

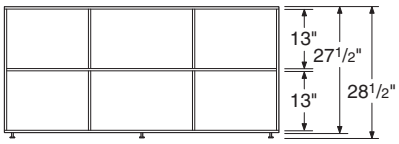

2 High

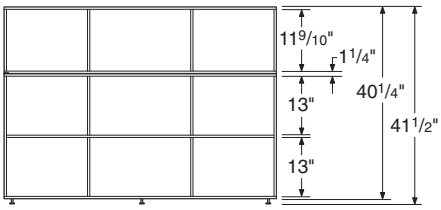

3 High

Product Details

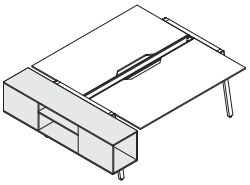

Trunk storage attaches to the end of a Bivi Table for Two. It has storage on each end as well as additional storage in the middle.

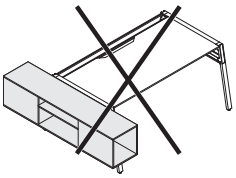

Trunk cannot be used on a Bivi Table for One.

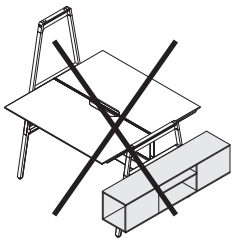

Trunk is not recommended to be used on a standing height Bivi Table for Two. The trunk table frame attachment brackets only work on the Bivi Leg, not on the Short or Tall Arch. Therefore, Trunk does not line up with the standing height Table Tops.

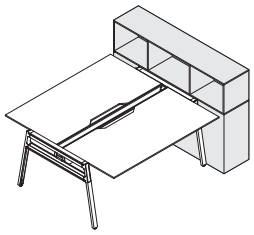

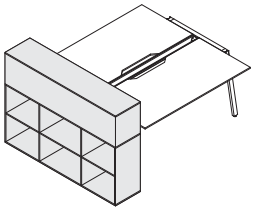

3-High Depot has the ability to turn the top section around so it faces the Table Top when placed against the end of the Bivi table.

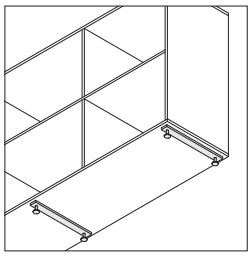

Depot storage comes with feet on each end and a foot in the middle, all with adjustable glides.

Weight Capacities

Trunk: 200 pounds on top, 50 pounds per cubby, and 25 pounds per shelf.

Depots: 200 pounds on top (all sizes) and 50 pounds per cubby (all sizes).

Surface Materials

Trunk top and Depot storage
- Laminate

Trunk case and shelves
- Paint

Components and Accessories

Half-Round Table Top, Transaction Table Top, Top Shelf, Bottom Shelf, Hook, and Eyesite Monitor Mounts

Half-Round Table Top
Attaches to the end of a Bivi Table for Two
▶ Specifying, page 97

Eyesite monitor arms are available with Bivi Bracket to assemble into the Trough: style numbers FPAEC1BIVI, FPAEC2BIVI, FPAELC1BIVI, and FPAELC2BIVI.

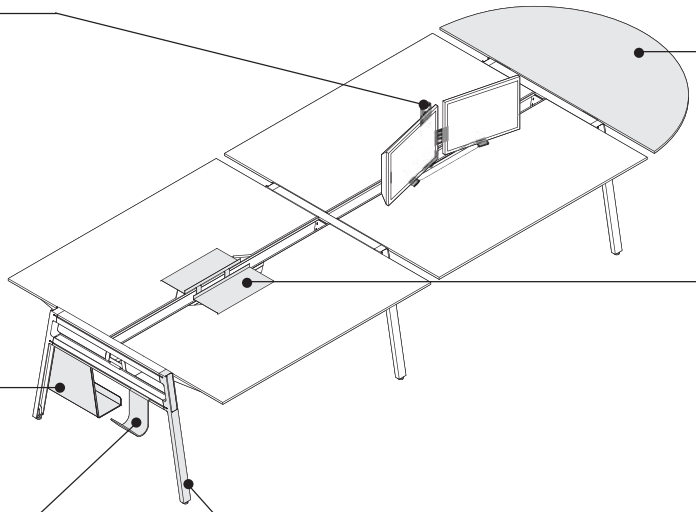

Adding a Half-Round Table Top at the ends of a Bivi Table for Two creates a conference table.

Top Shelf attaches to the Cable Trough. Three top shelves can span across a Bivi Table for One; up to six top shelves can be used on a Bivi Table for Two.
▶ Specifying, page 102

Bottom Shelf attaches to the leg of a Bivi table. The Bottom Shelf can hold a CPU, backpack, computer bag, and other small items.
▶ Specifying, page 102

Hooks attach to the leg of a Bivi table either under the desk or on the outside. Hooks also attach to a Bivi Arch. Hooks come in two-packs or four-packs.
▶ Specifying, page 103

Bivi Leg is available to order separately for reconfiguration purposes. In an existing benching application, you can take apart the table and add a leg to create two freestanding tables.
▶ Specifying, page 101

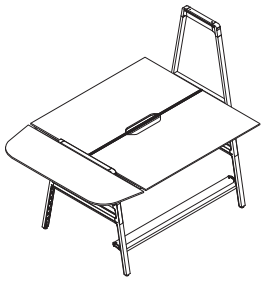

Transaction Top attaches at the end of a Bivi Table for Two at standing height to create a team table or easy collaboration spot.

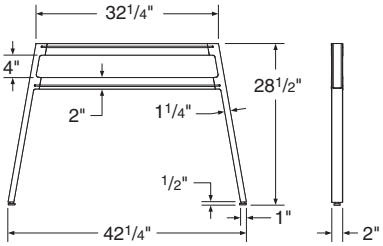

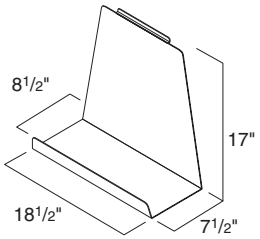

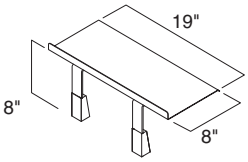

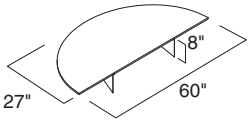

Weight Capacities	
Half-Round Table Top	200 pounds
Transaction Top	100 pounds
Hook	25 pounds
Top Shelf	30 pounds
Bottom Shelf	30 pounds

Product Details

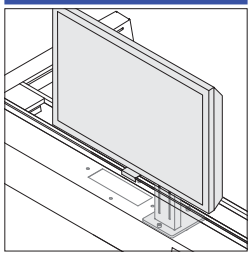

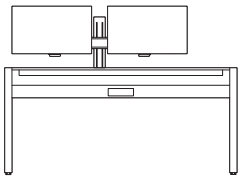

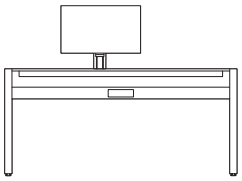

Single and dual Eyesite monitor arms are available with a Bivi Bracket that assembles in the Bivi Trough.

Half-Round Table Top will not work with a stand alone 48"W or 60"W Bivi Table for Two, due to stability test guidelines.

Half-Round Table Top is not recommended to be used on a standing height Bivi Table for Two. The overall width is 4" wider than the span of two Table Top depths and the depth of a Bivi Trough. At standing height, the Half-Round Table Top will overhang the footprint of two Table Tops by 2" on either side.

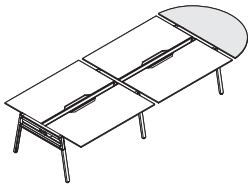

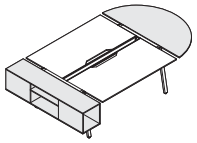

Half-Round Table Top will work with 48"W or 60"W Bivi with additional product added to the other end. For example, add a Bivi table or Trunk to a 48" Bivi Table for Two.

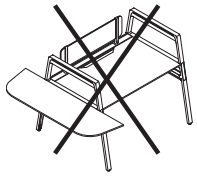

Transaction Table Top is not recommended to be used on a Bivi Table for One. It overhangs the Table for One footprint and creates unwelcome edges.

Transaction Table Top is not recommended to be used at a seated height Bivi Table for Two. The overall width is 56" to match the two Table Tops in a Bivi Table for Two at standing height. This is 4" narrower than a Half-Round Table Top due to no Trough in the center of a Bivi Table for Two at standing height.

Bivi Trough Accessory Install Guide

48" Bivi Tables

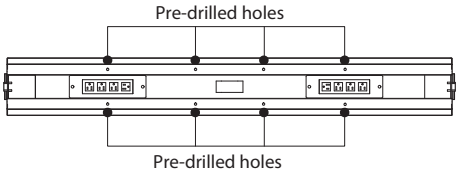

48" Bivi Table Trough has eight (8) predrilled hole patterns in the Trough floor to accept accessories.

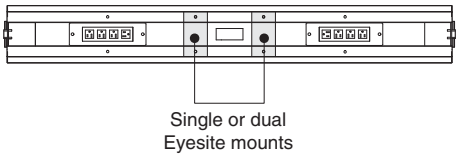

Tip: End locations are not recommended for Eyesite dual monitors in the 48" or 60" Bivi Tables.
Tip: End locations are not recommended for Eyesite single monitor arms if power is installed.

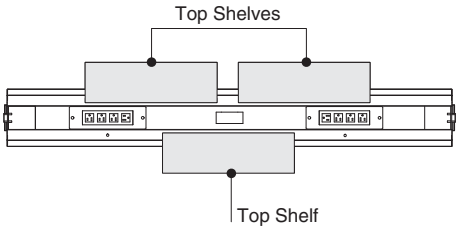

Possible Top Shelf locations.

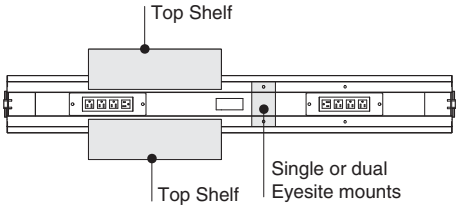

Example of mixing Eyesite monitor arms and Top Shelf accessories.

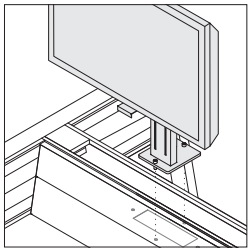

Eyesite single or dual monitor arms with a Bivi Bracket take up two (2) of the holes across from each other.

Components and Accessories Half-Round Table Top, Transaction Table Top, Top Shelf, Bottom Shelf, Hook, and Eyesite Monitor Mounts, continued

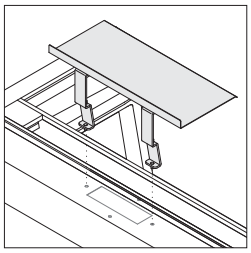

Shelves take up two (2) of the holes side by side.

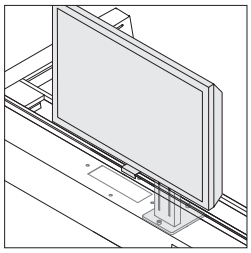

Eyesite single or dual monitor arms with a Bivi Bracket take up two (2) of the holes across from each other.

60" Bivi Tables

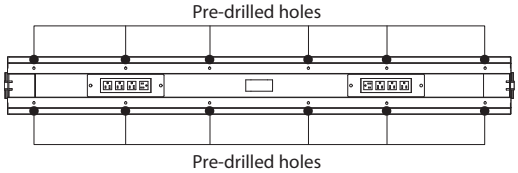

60" Bivi Table Trough has twelve (12) predrilled hole patterns in the Trough floor to accept accessories.

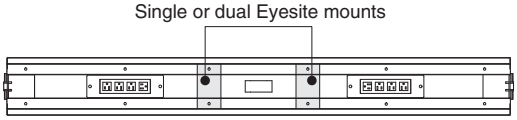

Tip: End locations are not recommended for Eyesite dual monitors in the 48" or 60" Bivi Tables.
Tip: End locations are not recommended for Eyesite single monitor arms if power is installed.

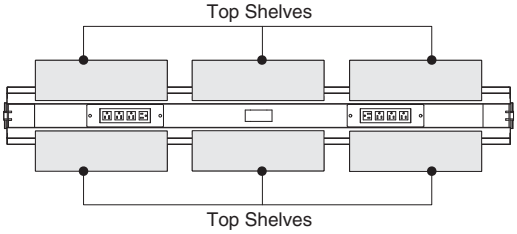

Possible top shelf locations. Up to six (6) shelves can be installed in one 60" Bivi Trough.

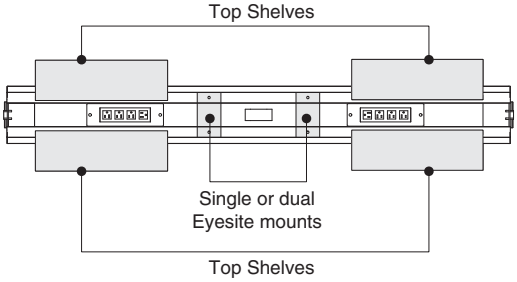

Example of mixing Eyesite monitor arms and Top Shelf accessories.

Tables

Table for One

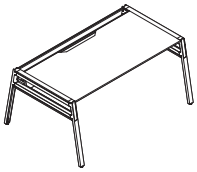

Tip: Individiual user depth is 28¼"D.

	Standard Includes	Required to Specify
▶ Need help? Product details, page 28	• ½"- thick table top: Low-Pressure Laminate • 3 mm plastic edge band on front and 1 mm on back and sides: default color to match laminate • Width: 48" or 60" • Two legs and Cable Trough: paint price group 1 • Ships ready to assemble	1 Style number 2 Table width (see below under Required Selections) 3 Low-Pressure Laminate color number for table top 4 Paint color number for legs and Cable Trough 5 Options, if selected (see below) ▶ See *Surface Materials*, page 110.

	Required Selections	U.S. Price	Required to Specify
Width	• 48"W	Prices below	Specify *with 48"*.
	• 60"W	Prices below	Specify *with 60"*.

Tip: Wood veneer tables have matching flat veneer profile edges.

	Options	U.S. Price		Required to Specify
Surface Materials	**High-Pressure Laminate table top**	**48"**	**60"**	
	• High-Pressure Laminate	+$108	+$118	Specify High-Pressure Laminate color number.
	• Open Line laminate	+$ 69 plus cost of laminate	+$ 69 plus cost of laminate	▶ See *Surface Materials Reference Manual.*
	Wood veneer table top	**48"**	**60"**	
	• Wood veneer	+$487	+$513	Specify wood color number.
	• Premium wood 2	+$572	+$598	Specify Premium wood 2 finish number.
	• Premium wood 3	+$789	+$815	Specify Premium wood 3 finish number.
	• Customiz stain	No cost	No cost	Specify *with Customiz stain.* ▶ See *Surface Materials Reference Manual.*
	• Full-fill finish	+$572	+$598	Specify full-fill finish number.
	Legs and Trough			
	• Paint price group 1	No cost		Specify paint color number.
	• Paint price group 2	+$ 67		Specify paint color number.
	• Paint price group 3	+$133		Specify paint color number.

Tip: For detailed dimensions information, refer to Actual Dimensions, page 26.

Specification Information

Dimension D	Dimension H	Style Number	U.S. Base Prices 48"W	U.S. Base Prices 60"W
42¼"	28½"	**TS8SDWF**	$1536	$1561

For Canadian Pricing
Multiply U.S. Price by the Canadian price factor.
▶ See page 1 for details.

Table plus One

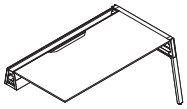

Tip: Individual user depth is 28¼"D.

	Standard Includes	Required to Specify
▶ Need help? Product details, page 28	• ½"- thick table top: Low-Pressure Laminate • 3 mm plastic edge band on front and 1 mm on back and sides: default color to match laminate • Width: 48" or 60" • One leg and Cable Trough: paint price group 1 • Ships ready to assemble	1 Style number 2 Table width (see below under Required Selections) 3 Low-Pressure Laminate color number for table top 4 Paint color number for legs and Cable Trough 5 Options, if selected (see below) ▶ See *Surface Materials*, page 110.

	Required Selections	U.S. Price	Required to Specify
Width	• 48"W	Prices below	Specify *with 48".*
	• 60"W	Prices below	Specify *with 60".*

	Options	U.S. Price		Required to Specify
Surface Materials	**High-Pressure Laminate table top**	**48"**	**60"**	
	• High-Pressure Laminate	+$108	+$118	Specify High-Pressure Laminate color number.
	• Open Line laminate	+$ 69 plus cost of laminate	+$ 69 plus cost of laminate	▶ See *Surface Materials Reference Manual.*
	Wood veneer table top	**48"**	**60"**	
	• Wood veneer	+$487	+$513	Specify wood color number.
	• Premium wood 2	+$572	+$598	Specify Premium wood 2 finish number.
	• Premium wood 3	+$789	+$815	Specify Premium wood 3 finish number.
	• Customiz stain	No cost	No cost	Specify *with Customiz stain.* ▶ See *Surface Materials Reference Manual.*
	• Full-fill finish	+$572	+$598	Specify full-fill finish number.
	Legs and Trough			
	• Paint price group 1	No cost		Specify paint color number.
	• Paint price group 2	+$ 56		Specify paint color number.
	• Paint price group 3	+$113		Specify paint color number.

Tip: Wood veneer tables have matching flat veneer profile edges.

Specification Information

Tip: For detailed dimensions information, refer to Actual Dimensions, page 26.

Dimension D	Dimension H	Style Number	U.S. Base Prices 48"W	U.S. Base Prices 60"W
42¼"	28½"	**TS8SDAF**	$1200	$1225

For Canadian Pricing
Multiply U.S. Price by the Canadian price factor.
▶ See page 1 for details.

Table for Two

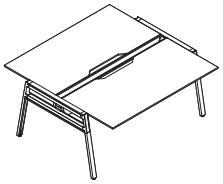

Tip: Individiual user depth is 28¼"D.

	Standard Includes	Required to Specify
▶ Need help? Product details, page 28	• Two ½"- thick table tops: Low-Pressure Laminate • 3 mm plastic edges band on front and 1 mm on back and sides: default color to match laminate • Width: 48" or 60" • Two legs and Cable Trough: paint price group 1 • Ships ready to assemble	1 Style number 2 Table width (see below under Required Selections) 3 Low-Pressure Laminate color number for table top 4 Paint color number for legs and Cable Trough 5 Options, if selected (see below) ▶ See *Surface Materials*, page 110.

	Required Selections	U.S. Price	Required to Specify
Width	• 48"W	Prices below	Specify *with 48"*.
	• 60"W	Prices below	Specify *with 60"*.

Tip: Wood veneer tables have matching flat veneer profile edges.

	Options	U.S. Price		Required to Specify
Surface Materials	**High-Pressure Laminate table top**	**48"**	**60"**	
	• High-Pressure Laminate	+$ 216	+$ 236	Specify High-Pressure Laminate color number.
	• Open Line laminate	+$ 69 plus cost of laminate	+$ 69 plus cost of laminate	▶ See *Surface Materials Reference Manual.*
	Wood veneer table top	**48"**	**60"**	
	• Wood veneer	+$ 974	+$1026	Specify wood color number.
	• Premium wood 2	+$1144	+$1196	Specify Premium wood 2 finish number.
	• Premium wood 3	+$1578	+$1630	Specify Premium wood 3 finish number.
	• Customiz stain	No cost	No cost	Specify *with Customiz stain.* ▶ See *Surface Materials Reference Manual.*
	• Full-fill finish	+$1144	+$1196	Specify full-fill finish number.
	Legs and Trough			
	• Paint price group 1	No cost		Specify paint color number.
	• Paint price group 2	+$ 67		Specify paint color number.
	• Paint price group 3	+$ 133		Specify paint color number.

Tip: For detailed dimensions information, refer to Actual Dimensions, page 26.

Specification Information

Dimension D	Dimension H	Style Number	U.S. Base Prices 48"W	U.S. Base Prices 60"W
60"	28½"	**TS8TTWF**	$1921	$1971

For Canadian Pricing
Multiply U.S. Price by the Canadian price factor.
▶ See page 1 for details.

Table plus Two

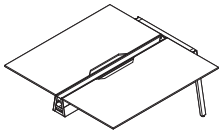

Tip: Individual user depth is 28¼"D.

	Standard Includes	Required to Specify
▶ Need help? Product details, page 28	• Two ½"- thick table tops: Low-Pressure Laminate • 3 mm plastic edge band on front and 1 mm on back and sides: default color to match laminate • Width: 48" or 60" • One leg and Cable Trough: paint price group 1 • Ships ready to assemble	1 Style number 2 Table width (see below under Required Selections) 3 Low-Pressure Laminate color number for table top 4 Paint color number for legs and Cable Trough 5 Options, if selected (see below) ▶ See *Surface Materials*, page 178.

	Required Selections	U.S. Price	Required to Specify
Width	• 48"W	Prices below	Specify *with 48".*
	• 60"W	Prices below	Specify *with 60".*

	Options	U.S. Price		Required to Specify
Surface Materials	**High-Pressure Laminate table top**	**48"**	**60"**	
	• High-Pressure Laminate	+$ 216	+$ 236	Specify High-Pressure Laminate color number.
	• Open Line laminate	+$ 69 plus cost of laminate	+$ 69 plus cost of laminate	▶ See *Surface Materials Reference Manual.*
	Wood veneer table top	**48"**	**60"**	
	• Wood veneer	+$ 974	+$1026	Specify wood color number.
	• Premium wood 2	+$1144	+$1196	Specify Premium wood 2 finish number.
	• Premium wood 3	+$1578	+$1630	Specify Premium wood 3 finish number.
	• Customiz stain	No cost	No cost	Specify *with Customiz stain.* ▶ See *Surface Materials Reference Manual.*
	• Full-fill finish	+$1144	+$1196	Specify full-fill finish number.
	Legs and Trough			
	• Paint price group 1	No cost		Specify paint color number.
	• Paint price group 2	+$ 56		Specify paint color number.
	• Paint price group 3	+$ 113		Specify paint color number.

Tip: Wood veneer tables have matching flat veneer profile edges.

Specification Information

Tip: For detailed dimensions information, refer to Actual Dimensions, page 26.

Dimensions D	Dimensions H	Style Number	U.S. Base Prices 48"W	U.S. Base Prices 60"W
60"	28½"	**TS8TTAF**	$1576	$1626

For Canadian Pricing
Multiply U.S. Price by the Canadian price factor.
▶ See page 1 for details.

Arches and Arch Accessories

Arch

Short

Tall

	Standard Includes	Required to Specify
▶ Need help? Product details, page 32	• Arch: paint price group 1 • Ships ready to assemble	1 Style number 2 Height (see below under Required Selections) 3 Paint color number for arch 4 Options, if selected (see below) ▶ See *Surface Materials*, page 110.

	Required Selections	U.S. Price	Required to Specify
Height	• Short	Prices below	Specify *with short*.
	• Tall	Prices below	Specify *with tall*.

	Options	U.S. Price	Required to Specify
Surface Materials	• Paint price group 1	No cost	Specify paint color number.
	• Paint price group 2	+$32	Specify paint color number.
	• Paint price group 3	+$63	Specify paint color number.

Specification Information

Dimensions D	Dimensions W	Style Number	U.S. Base Prices Short 13"H	U.S. Base Prices Tall 44"H
2"	32 3/8"	**TS8ARCH**	$424	$595

For Canadian Pricing
Multiply U.S. Price by the Canadian price factor.
▶ See page 1 for details.

Side Storage

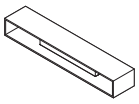

	Standard Includes	Required to Specify
▶ Need help? Product details, page 32	• Side Storage top: Low-Pressure Laminate • Metal case: paint price group 1 • Ships fully assembled	1 Style number 2 Low-Pressure Laminate color number for side storage top 3 Paint color number for metal case 4 Options, if selected (see below) ▶ See *Surface Materials*, page 110.

Tip: Side Storage is only used on the Bivi Short Arch. It is not designed to work freestanding.

	Options	U.S. Price	Required to Specify
Surface Materials	**High-Pressure Laminate side storage**	+$ 41	Specify High-Pressure Laminate color number.
	• Open Line laminate	+$ 69 plus cost of laminate	▶ See *Surface Materials Reference Manual.*
	Wood veneer side storage		
	• Wood veneer	+$179	Specify wood color number.
	• Premium wood 2	+$227	Specify Premium wood 2 finish number.
	• Premium wood 3	+$328	Specify Premium wood 3 finish number.
	• Customiz stain	No cost	Specify *with Customiz stain.* ▶ See *Surface Materials Reference Manual.*
	• Full-fill finish	+$227	Specify full-fill finish number.
	Case finish		
	• Paint price group 1	No cost	Specify paint color number.
	• Paint price group 2	+$ 32	Specify paint color number.
	• Paint price group 3	+$ 63	Specify paint color number.
	• Lux Coatings	+$192	Specify Lux Coatings color number.

Specification Information

Dimensions D	W	H	Style Number	U.S. Base Price
11 1/2"	60"	8"	**TS8ARCHSIDE**	$638

Monitor Mount

	Standard Includes	Required to Specify
▶ Need help? Product details, page 32	• Monitor mount: black paint	Style number

Specification Information

Dimensions D	W	H	Style Number	U.S. Price
2 1/2"	12"	12 1/8"	**TS2ARCHMM**	$424

For Canadian Pricing
Multiply U.S. Price by the Canadian price factor.
▶ See page 1 for details.

Bike Hook

Tip: A wall mount can be changed to an arch mount or vice versa via a service parts arch mount (TS2ARCHBHSR) or wall mount (TS2WALLBHSR) hardware package.

	Standard Includes	Required to Specify
▶ Need help? Product details, page 32	• Bike Hook: paint price group 1 • Attachment hardware for wall mount or arch mount • Ships ready to assemble	1 Style number 2 Paint color number for Bike Hook 3 Options, if selected (see below) ▶ See *Surface Materials*, page 110.

	Options	U.S. Price	Required to Specify
Surface Materials	• Paint price group 1	No cost	Specify paint color number.
	• Paint price group 2	+$32	Specify paint color number.
	• Paint price group 3	+$63	Specify paint color number.

Specification Information

Dimensions D	Dimensions W	Dimensions H	Style Number	U.S. Base Price
Arch Mount				
5 1/8"	4"	60"	**TS2ARCHBH**	$275
Wall Mount				
5 1/8"	4"	60"	**TS2WALLBH**	$275

Markerboards

	Standard Includes	Required to Specify
▶ Need help? Product details, page 32	• Magnetic markerboard: 6650 Sodium	Style number

Specification Information

Dimensions W	Dimensions H	Style Number	U.S. Price
14"	6 7/8"	**TS2MB14**	$105
30"	6"	**TS2MB30**	$126

For Canadian Pricing
Multiply U.S. Price by the Canadian price factor.
▶ See page 1 for details.

Canopy

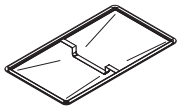

Tip: Canopy requires Tall Arch.

Tip: Two Canopies cannot be used side-by-side on the 48"W Bivi tables.

Standard Includes	Required to Specify
▶ Need help? Product details, page 32 • Aluminum frame and mounting hardware • White fabric: 5VD0 Bivi Canopy Fabric	Style number

Specification Information

Dimensions D	Dimensions W	Dimensions H	Style Number	U.S. Price
32 1/2"	57 3/4"	4 7/8"	**TS2ARCHC**	$467

Board Rack

Standard Includes	Required to Specify
▶ Need help? Product details, page 32 • Board rack: paint price group 1	1 Style number 2 Paint color number for board rack: 4140 Arctic White Gloss 4799 Platinum Metallic 7246 Midnight Metallic

Specification Information

Dimensions D	Dimensions W	Dimensions H	Style Number	U.S. Price
9"	17 1/2"	23 1/4"	**TS2ARCHBR**	$499

For Canadian Pricing
Multiply U.S. Price by the Canadian price factor.
▶ See page 1 for details.

Holder

	Standard Includes	Required to Specify
▶ Need help? Product details, page 32	• Holder: paint price group 1	1 Style number 2 Paint color number for Holder 3 Options, if selected (see below) ▶ See *Surface Materials*, page 110.

	Options	U.S. Price	Required to Specify
Surface Materials	• Paint price group 1	No cost	Specify paint color number.
	• Paint price group 2	+$22	Specify paint color number.
	• Paint price group 3	+$43	Specify paint color number.

Specification Information

Dimensions D	W	H	Style Number	U.S. Base Price
3"	26 7/8"	3"	**TS2HOLDER**	$190

Planter

	Standard Includes	Required to Specify
▶ Need help? Product details, page 32	• Planter: black	Style number

Specification Information

Dimensions D	W	H	Style Number	U.S. Price
2 7/8"	26 3/4"	2 7/8"	**TS2PLANTER**	$85

For Canadian Pricing
Multiply U.S. Price by the Canadian price factor.
▶ See page 1 for details.

High Sit Bracket with Modesty Panel

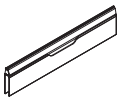

	Standard Includes	Required to Specify
▶ Need help? Product details, page 32	• High sit bracket with modesty panel • 48"W or 60"W • Modesty panel fabric: fabric price group 1 • Bracket: paint price group 1 • Ships ready to assemble	1 Style number 2 Width (see below under Requred Selections) 3 Fabric number for modesty panel 4 Paint color number for bracket 5 Options, if selected (see below) ▶ See *Surface Materials*, page 110.

	Required Selections	U.S. Price	Required to Specify
Width	• 48"	Prices below	Specify *with 48"*.
	• 60"	Prices below	Specify *with 60"*.

	Options	U.S. Price	Required to Specify
Surface Materials	**Upholstery**		
	• Fabric price group 1	No cost	Specify fabric color number.
	• Fabric price group 2	+$ 74	Specify fabric color number.
	• Fabric price group 3	+$103	Specify fabric color number.
	• Customer's Own Material	+$ 37	▶ See Understanding Customer's Own Material (COM), page 404
	Bracket paint		
	• Paint price group 1	No cost	Specify paint color number.
	• Paint price group 2	+$ 8	Specify paint color number.
	• Paint price group 3	+$15	Specify paint color number.

Specification Information

Style Number	U.S. Base Prices 48"W	60"W
TS8HSM	$608	$649

For Canadian Pricing
Multiply U.S. Price by the Canadian price factor.
▶ See page 1 for details.

Arch Infill

Upper

Lower

	Standard Includes	Required to Specify
▶ Need help? Product details, page 32	• Arch infill fabric: fabric price group 1 • Bracket: paint price group 1 • Ships ready to assemble	1 Style number 2 Arch infill type (see below under Requred Selections) 3 Fabric number for arch infill 4 Paint color number for bracket 5 Options, if selected (see below) ▶ See *Surface Materials*, page 110.

	Required Selections	U.S. Price	Required to Specify
Arch Infill Type	• Lower	Prices below	Specify *with lower*.
	• Upper	Prices below	Specify *with upper*.

	Options	U.S. Price	Required to Specify
Surface Materials	**Upholstery**		
	• Fabric price group 1	No cost	Specify fabric color number.
	• Fabric price group 2	+$39	Specify fabric color number.
	• Fabric price group 3	+$54	Specify fabric color number.
	• Customer's Own Material	+$37	▶ See Understanding Customer's Own Material (COM), page 404
	Bracket paint		
	• Paint price group 1	No cost	Specify paint color number.
	• Paint price group 2	+$ 8	Specify paint color number.
	• Paint price group 3	+$15	Specify paint color number.

Specification Information

Style Number	U.S. Base Prices Lower	Upper
TS8ARCHFILL	$258	$289

For Canadian Pricing
Multiply U.S. Price by the Canadian price factor.
▶ See page 1 for details.

Rumble Seat and Supports

Rumble Seat

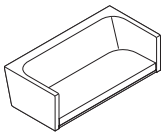

Tip: Rumble Seat only fits within a 48"W or 60"W Bivi Table for Two or Table plus Two.

Tip: Rumble Seat fabric relaxes with use creating comfort wrinkles. If the least amount of comfort wrinkles is desired, Congent: Connect fabric is recommended.

Tip: Table Frame Attachment Bracket is used to attach the 48"W or 60"W Rumble Seat to a Bivi table frame in place of a Table Top in a Table for Two or Table plus Two. 36"W Rumble Seats do not have Table Frame Attachment Bracket option since this size cannot be attached to a table frame.

Tip: 36"W, 48"W, and 60"W Rumble Seats have a Freestanding Legs option.

Tip: Rumble Seats TS8RS, manufactured on 5/22/2017 or after only work with Freestanding Legs TS8RSL2 and Table Frame Attachment Brackets TS8RSTA, manufactured on 5/22/2017 or after.

	Standard Includes	Required to Specify
▶ Need help? Product details, page 36	• Fully upholstered lounge: fabric price group 1 • Lounge shipped fully assembled	1 Style number 2 Fabric color number for lounge 3 Options, if selected (see below). ▶ See *Surface Materials*, page 110.

	Options	U.S. Price		Required to Specify
Surface Materials	**Upholstery - 36"W Rumble Seat**			
	Fabric price group 1	No cost		Specify fabric color number.
	Fabric price group 2	+$ 95		Specify fabric color number.
	Fabric price group 3	+$ 140		Specify fabric color number.
	Fabric price group 4	+$ 188		Specify fabric color number.
	Fabric price group 5	+$ 252		Specify fabric color number.
	Fabric price group 6	+$ 356		Specify fabric color number.
	Fabric price group 7	+$ 460		Specify fabric color number.
	Fabric price group 8	+$ 593		Specify fabric color number.
	Fabric price group 9	+$ 712		Specify fabric color number.
	Fabric price group 10	+$ 816		Specify fabric color number.
	Customer's Own Material (COM)	+$ 37		▶ See Understanding Customer's Own Material (COM), page 111.
	Upholstery - 48"W Rumble Seat			
	Fabric price group 1	No cost		Specify fabric color number.
	Fabric price group 2	+$ 119		Specify fabric color number.
	Fabric price group 3	+$ 176		Specify fabric color number.
	Fabric price group 4	+$ 236		Specify fabric color number.
	Fabric price group 5	+$ 316		Specify fabric color number.
	Fabric price group 6	+$ 444		Specify fabric color number.
	Fabric price group 7	+$ 575		Specify fabric color number.
	Fabric price group 8	+$ 741		Specify fabric color number.
	Fabric price group 9	+$ 889		Specify fabric color number.
	Fabric price group 10	+$1020		Specify fabric color number.
	Customer's Own Material (COM)	+$ 37		▶ See Understanding Customer's Own Material (COM), page 111
	Upholstery - 60"W Rumble Seat			
	Fabric price group 1	No cost		Specify fabric color number.
	Fabric price group 2	+$ 142		Specify fabric color number.
	Fabric price group 3	+$ 211		Specify fabric color number.
	Fabric price group 4	+$ 283		Specify fabric color number.
	Fabric price group 5	+$ 378		Specify fabric color number.
	Fabric price group 6	+$ 534		Specify fabric color number.
	Fabric price group 7	+$ 690		Specify fabric color number.
	Fabric price group 8	+$ 890		Specify fabric color number.
	Fabric price group 9	+$1067		Specify fabric color number.
	Fabric price group 10	+$1223		Specify fabric color number.
	Customer's Own Material (COM)	+$ 37		▶ See Understanding Customer's Own Material (COM), page 111
	Supports	**Brackets**	**Legs**	
	• Paint price group 1	No cost	No cost	Specify paint color number.
	• Paint price group 2	+$ 22	+$ 35	Specify paint color number.
	• Paint price group 3	+$ 43	+$ 70	Specify paint color number.
	• Lux Coatings	+$ 200	+$260	Specify Lux Coatings color number.
Supports	• No support	No cost		Specify *with no support.*
	• Table Frame Attachment Bracket	+$ 308		Specify *with Table Frame Attachment Bracket* and select paint color number.
	• Freestanding Leg for Rumble Seat			
	-36"W	+$ 665		Specify *with Freestanding Leg* and select paint color number.
	-48"W	+$ 675		Specify *with Freestanding Leg* and select paint color number.
	-60"W	+$ 685		Specify *with Freestanding Leg* and select paint color number.

▶ **Options, continued on next page**

▶**Options, continued from previous page**

	Options	U.S. Price	Required to Specify
Brackets	**Accessory bracket**		
	• Hidden accessory bracket	No cost	Specify *with hidden accessory bracket.*
	• Exposed accessory bracket	No cost	Specify *with exposed accessory bracket.*

Tip: For 36"W, 48"W, and 60"W Rumble Seat actual dimensions, see Rumble Seat and Hoodie *Understanding.*
▶*Page 36*

Specification Information

Dimensions D	Dimensions H	Style Number	U.S. Base Prices 36"W	48"W	60"W
28"	28 1/2"	**TS8RS**	$1710	$2010	$2410

Rumble Seat Supports

Tip: For 36"W, 48"W, and 60"W Rumble Seat Freestanding Leg actual dimensions, see Rumble Seat and Hoodie *Understanding.*
▶*Page 36*

Tip: Rumble Seats TS8RS, manufactured on 5/22/2017 or after only work with Freestanding Legs TS8RSL2 and Table Frame Attachment Brackets TS8RSTA, manufactured on 5/22/2017 or after.

	Standard Includes	Required to Specify
▶Need help? Product details, page 36	• Table Frame Attachment Brackets, if selected: paint price group 1 • Freestanding Legs, if selected: paint price group 1 • Leveling glides • Attachment hardware • Shipped ready to assemble	1 Style number 2 Paint color number for brackets or Legs 3 Options, if selected (see below) ▶See *Surface Materials*, page 110.

	Options	U.S. Price Brackets	Legs	Required to Specify
Surface Materials	**Supports**			
	• Paint price group 1	No cost	No cost	Specify paint color number.
	• Paint price group 2	+$ 22	+$ 35	Specify paint color number.
	• Paint price group 3	+$ 43	+$ 70	Specify paint color number.
	• Lux Coatings	+$200	+$260	Specify Lux Coatings color number.

Specification Information

Dimensions D	Dimensions W	Dimensions H	Style Number	U.S. Base Price

Table Frame Attachment Brackets

5 1/2"	17"	16 5/8"	**TS8RSTA**	$308

Tip: Table Frame Attachment Bracket is used to attach the 48"W or 60"W Rumble Seat to a Bivi table frame in place of a Table Top in a Table for Two or Table plus Two. 36"W Rumble Seats do not have Table Frame Attachment Bracket option since this size cannot be attached to a table frame.

Specification Information

Dimensions D	Dimensions H	Style Number	U.S. Base Prices 36"W	48"W	60"W

Freestanding Legs

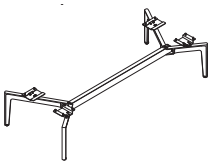

28"	12"	**TS8RSL2**	$665	$675	$685

Hoodie

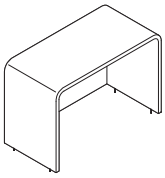

Standard Includes	Required to Specify
▶ Need help? Product details, page 36	1 Style number
• Fully upholstered top and sides: Cogent: Connect: 5S25 Graphite or 5526 Licorice	2 Connect fabric color number for top and sides
• Mesh back panel: T615 Sultry Smoke	▶ See *Surface Materials*, page 110.
• Shipped ready to assemble	

Specification Information

Dimensions D	W	H	Style Number	U.S. Price
28"	58"	38 1/8"	**TS3RSH**	$1428

For Canadian Pricing
Multiply U.S. Price by the Canadian price factor.
▶ See page 1 for details.

Electrical Components, One Circuit

Plug and Play Power Strips, One Circuit

Tip: The Plug and Play Power Strips USB option provides three simplex receptacles and one USB port with two USB plugs per strip. The USB option is always located in the fourth port location.

Tip: Plug and Play Power Strips are a UL recognized powered table system component per UL962.

Tip: Does not work on the side location of Bivi tables and Troughs with style numbers beginning with TS8, manufactured on or after 8/31/2016.

	Standard Includes	Required to Specify
▶ Need help? Product details, page 38	• Power Strip: paint price group 1 • 12-amp system rating • 15-amp power cord with 15-amp over-current protection • 10' long cord with wall plug • 5' cord length between power strips	1 Style number 2 Paint color number for Power Strip 3 Power strip (see below under Required Selections) 4 Options, if selected (see below) ▶ See *Surface Materials*, page 110.

	Required Selections	U.S. Price	Required to Specify
Power Strips	**Package of one Plug and Play Power Strip**		
	• 1 pack: 4 power	No cost	Specify *with 4 power.*
	• 1 pack: 3 power and 1 USB	+$ 57	Specify *with 3 power/1 USB.*
	Package of two Plug and Play Power Strips		
	• 2 pack: 4 power	No cost	Specify *with 8 power.*
	• 2 pack: 3 power and 1 USB	+$114	Specify *with 6 power/2 USB.*
	Package of four Plug and Play Power Strips		
	• 4 pack: 4 power	No cost	Specify *with 16 power.*
	• 4 pack: 3 power and 1 USB	+$228	Specify *with 12 power/4 USB.*

	Options	U.S. Price	Required to Specify
Surface Materials	• Paint price group 1	No cost	Specify paint color number.
	• Paint price group 2	+$ 8	Specify paint color number.
	• Paint price group 3	+$ 15	Specify paint color number.

Specification Information

Total Receptacles	Style Number	U.S. Base Price

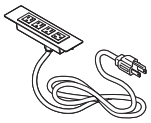

Package of One

4	**TS8PS1PK**	$233

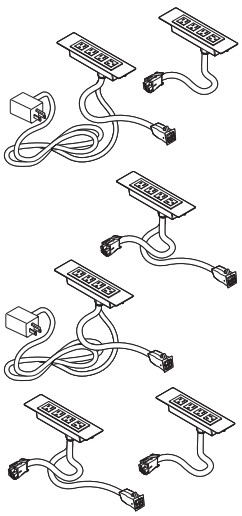

Package of Two

8	**TS8PS2PK**	$449

Package of Four

16	**TS8PS4PK**	$827

Accessory Power - Rectangular

	Standard Includes	Required to Specify
▶ Need help? Product details, page 48	• Rectangular shaped power and USB strip	1 Style number 2 Cord length (see below under Required Selections) 3 Mount type (see below under Required Selections) 4 Power/USB/data schematics (see below under Required Selections)

	Required Selections	U.S. Price	Required to Specify
Cord Length	• 6' cord • 10' cord	No cost +$ 31	Specify *with 6' cord length.* Specify *with 10' cord length.*
Mount Type	• Freestanding mount • Clamp-on mount	No cost +$ 21	Specify *with freestanding mount.* Specify *with clamp-on mount.*
Freestanding Mount Power /USB/Data Schematics	• 4 power • 3 power/1 USB • 1 USB/2 power/1 open data • 1 USB/2 power/1 USB	No cost +$ 57 +$ 57 +$114	Specify *with 4 power.* Specify *with 3 power/1 USB.* Specify *with 1 USB/2 power/1 open data.* Specify *with 1 USB/2 power/1 USB.*
Clamp-On Mount Power/USB/Data Schematics	• 4 power • 1 open data/2 power/ 1 open data • 3 power/1 USB • 1 USB/2 power/1 open data • 1 USB/2 power/1 USB	No cost No cost +$ 57 +$ 57 +$114	Specify *with 4 power.* Specify *with 1 open data/2 power/ 1 open data.* Specify *with 3 power/1 USB.* Specify *with 1 USB/2 power/1 open data.* Specify *with 1 USB/2 power/1 USB.*

Tip: Rectangular Power Strip with clamp-on mount works on worksurfaces that range from ½" to 2½" thick.

Specification Information

Style Number	U.S. Base Price
TS8PAREC	$361

For Canadian Pricing
Multiply U.S. Price by the Canadian price factor.
▶ See page 1 for details.

Accessory Power - Pyramid

	Standard Includes	Required to Specify
▶ Need help? Product details, page 48	• Freestanding pyramid shaped power and USB	1 Style number 2 Cord length (see below under Required Selections) 3 Power/USB/data schematics (see below under Required Selections)

	Required Selections	U.S. Price	Required to Specify
Cord Length	• 6' cord • 10' cord	No cost +$31	Specify *with 6' cord length.* Specify *with 10' cord length.*
Power/ USB/Data Schematics	• 4 power • 1 power/1 USB/1 power/ 1 blank	No cost +$57	Specify *with 4 power.* Specify *with 1 power/1 USB/1 power/ 1 blank.*

Specification Information	
• **Style Number**	• **U.S. Base Price**
TS8PAPYR	$302

For Canadian Pricing
Multiply U.S. Price by the Canadian price factor.
▶ See page 1 for details.

Electrical Components, Two Circuit

Hardwire-to-Modular Power Infeed, Two Circuit



	Standard Includes	Required to Specify
▶ Need help? Product details, page 42	• 2-circuit hardwired base power-in, 3/8" diameter flexible galvanized steel conduit, liquid tight conduit outside of table Trough • Modular connection for 2-circuit powerways • In-line connector	1 Style number 2 Infeed length (see below under Required Selections)

	Required Selections	U.S. Price	Required to Specify
Infeed Length	• 6' • 12' • 24'	No cost +$41 +$82	Specify *with 6'.* Specify *with 12'.* Specify *with 24'.*

Specification Information

Style Number	U.S. Base Price
TS8PBT2	$131

Hardwire-to-Modular Power Infeed, San Francisco

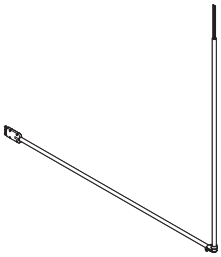

	Standard Includes	Required to Specify
▶ Need help? Product details, pages 39	• 2-circuit hardwire-to-modular base power-in, 3/8" diameter flexible galvanized steel conduit, liquid tight conduit outside of Cable Trough • Modular connection for 2-circuit powerways • In-line connector to allow connection at middle of run • San Francisco hardwired base power-in, 3/8" diameter flexible galvanized steel conduit, liquid tight conduit outside of Cable Trough	Style number

Specification Information

Style Number	U.S. Price
TS2PBT2SF	$165

For Canadian Pricing
Multiply U.S. Price by the Canadian price factor.
▶ See page 1 for details.

Modular and Hardwire Powerways, Two Circuit

Tip: The Modular Powerway USB option provides three simplex receptacles and one USB port with two USB plugs per strip.

Tip: The USB option is always located in the fourth port location and has two USB ports.

Tip: 48"W Bivi tables only allow for one Modular Powerway, TS8P260, or one Chicago Hardwired Powerway per Trough. Each powerway comes with two strips for a total of eight simplex receptacles.

	Standard Includes	Required to Specify
▶ Need help? Product details, page 38	• 60" power with total eight simplex receptacles; if selected: paint price group 1 • 2-circuit powerway • 60" powerway for 2-circuit with one line 1 and one line 2 receptacles • Chicago hardwired junction boxes with eight total simplex receptacles if selected: 6000 Black plastic • Shipped ready to install	1 Style number 2 Infeed length (see below under Required Selections) 3 Paint color number for powerway 4 Options, if selected (see below) ▶ See *Surface Materials*, page 110.

	Required Selections	U.S. Price	Required to Specify
Infeed Length	**Package of two Plug and Play Power Strips**		
	• 2 pack: 8 power	No cost	Specify *with 8 power.*
	• 2 pack: 6 power and 2 USB	+$114	Specify *with 6 power/2 USB.*

	Options	U.S. Price	Required to Specify
Surface Materials	• Paint price group 1	No cost	Specify paint color number.
	• Paint price group 2	+$ 8	Specify paint color number.
	• Paint price group 3	+$ 15	Specify paint color number.

Specification Information	
• **Style Number**	• **U.S. Base Price**

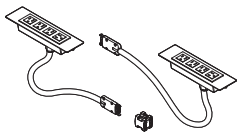

Modular Powerway, Two Circuit- Line 1 and Line 2

TS8P260	$522

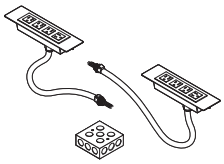

Hardwired Powerway, Chicago, Two Circuit- Line 1 and Line 2

TS8P2CHI	$522

For Canadian Pricing
Multiply U.S. Price by the Canadian price factor.
▶ See page 1 for details.

Modular Harness, Two Circuit

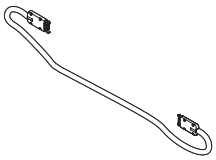

	Standard Includes	Required to Specify
▶ Need help? Product details, page 39	• Modular harness	1 Style number 2 Infeed length (see below under Required Selections)

	Required Selections	U.S. Price	Required to Specify
Infeed Length	• 72"	No cost	Specify *with 72".*
	• 132"	+$62	Specify *with 132".*
	• 138"	+$62	Specify *with 138".*

Specification Information

Style Number	U.S. Base Price
TS8P2H	$78

For Canadian Pricing
Multiply U.S. Price by the Canadian price factor.
▶ See page 1 for details.

Electrical Components, Four Circuit

Modular Power Block - Standard Capacity

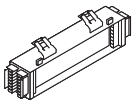

Tip: Does not work on Bivi tables and Troughs with style numbers beginning with TS2, manufactured prior to 8/31/2016.

Standard Includes	Required to Specify
▶ Need help? Product details, page 48	• Non-PVC power block	1 Style number 2 Wiring schematics (see below under Required Selections)

	Required Selections	U.S. Price	Required to Specify
Wiring Schematics	• 3+1	No cost	Specify *with 3+1.*
	• 2+2	No cost	Specify *with 2+2.*
	• 3SN	No cost	Specify *with 3SN.*

Specification Information

• Style Number	• U.S. Price
TS8PBS	$216

Power Block

Standard Includes	Required to Specify
▶ Need help? Product details, page 48	• Non-PVC, four circuit power block	1 Style number 2 Wiring schematics (see below under Required Selections)

	Required Selections	U.S. Price	Required to Specify
Wiring Schematics	• 3+1	No cost	Specify *with 3+1.*
	• 2+2	No cost	Specify *with 2+2.*
	• 3SN	No cost	Specify *with 3SN.*

Specification Information

• Style Number	• U.S. Price
TS8PHBC	$40

Chicago Hardwire Box

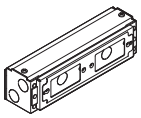

Standard Includes	Required to Specify
▶ Need help? Product details, page 49	• Hardwire box: black	Style number

Specification Information

• Style Number	• U.S. Price
TS8P4CHI	$319

For Canadian Pricing
Multiply U.S. Price by the Canadian price factor.
▶ See page 1 for details.

▶ **Electrical Components, Four Circuit,** continued

Duplex Receptacle

Tip: For designation of controlled receptacles, order permanent ink stamp with controlled icon; service part (1063909001SR). Appropriate receptacles can be stamped at the job site during installation.

	Standard Includes	Required to Specify
▶ Need help? Product details, page 49	• 15-amp, system standard ground duplex receptacle: plastic	1 Style number 2 Plastic color number for receptacle: 6000 Black 6009 Arctic White 6249 Platinum Solid 6651 Tungsten 6652 Titanium 6654 Sand 6697 Fog 6B03 Red 3 Wiring schematics (see below under Required Selections) 4 Amperage (see below under Required Selections) 5 Ground type (see below under Required Selections) 6 Options, if selected (see below)

	Required Selections	U.S. Price	Required to Specify
Wiring Schematics	**3+1**		
	• Line 1	No cost	Specify *with 3+1, Line 1.*
	• Line 2	No cost	Specify *with 3+1, Line 2.*
	• Line 3	No cost	Specify *with 3+1, Line 3.*
	• Line 4	No cost	Specify *with 3+1, Line 4.*
	2+2		
	• Line 1	No cost	Specify *with 2+2, Line 1.*
	• Line 2	No cost	Specify *with 2+2, Line 2.*
	• Line 3	No cost	Specify *with 2+2, Line 3.*
	• Line 4	No cost	Specify *with 2+2, Line 4.*
	3SN		
	• Line 1	No cost	Specify *with 3SN, Line 1.*
	• Line 2	No cost	Specify *with 3SN, Line 2.*
	• Line 3	No cost	Specify *with 3SN, Line 3.*
	• Line 4	No cost	Specify *with 3SN, Line 4.*
Amperage	• 15-amp	No cost	Specify *with 15-amp.*
	• 20-amp	+$29	Specify *with 20-amp.*
Ground Type	• System	No cost	Specify *with system ground.*
	• Isolated	+$15	Specify *with isolated ground.*

	Options	U.S. Price	Required to Specify
Controlled Stamp	• No stamp	No cost	Specify *with no stamp.*
	• Controlled stamp	+$ 3	Specify *with controlled stamp.*

Specification Information

• Style Number	• U.S. Base Price
TS8PRD	$41

For Canadian Pricing
Multiply U.S. Price by the Canadian price factor.
▶ See page 1 for details.

Flexible Receptacle

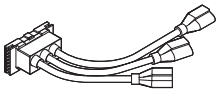

Tip: For designation of controlled receptacles, order permanent ink stamp with controlled icon; service part (1063909001SR). Appropriate receptacles can be stamped at the job site during installation.

Tip: Does not work on Bivi tables and Troughs with style numbers beginning with TS2, manufactured prior to 8/31/2016.

	Standard Includes	Required to Specify
▶ Need help? Product details, page 49	• 15-amp, system standard ground duplex receptacle: black	1 Style number 2 Wiring schematics (see below under Required Selections) 3 Ground type (see below under Required Selections)

	Required Selections	U.S. Price	Required to Specify
Wiring Schematics	**3+1**		
	• Line 1	No cost	Specify *with 3+1, Line 1.*
	• Line 2	No cost	Specify *with 3+1, Line 2.*
	• Line 3	No cost	Specify *with 3+1, Line 3.*
	• Line 4	No cost	Specify *with 3+1, Line 4.*
	2+2		
	• Line 1	No cost	Specify *with 2+2, Line 1.*
	• Line 2	No cost	Specify *with 2+2, Line 2.*
	• Line 3	No cost	Specify *with 2+2, Line 3.*
	• Line 4	No cost	Specify *with 2+2, Line 4.*
	3SN		
	• Line 1	No cost	Specify *with 3SN, Line 1.*
	• Line 2	No cost	Specify *with 3SN, Line 2.*
	• Line 3	No cost	Specify *with 3SN, Line 3.*
	• Line 4	No cost	Specify *with 3SN, Line 4.*
Ground Type	• System	No cost	Specify *with system ground.*
	• Isolated	+$15	Specify *with isolated ground.*

Specification Information

Style Number	U.S. Base Price
TS8PFR	$114

For Canadian Pricing
Multiply U.S. Price by the Canadian price factor.
▶ See page 1 for details.

USB Receptacle

Tip: Does not work on Bivi tables and Troughs with style numbers beginning with TS2, manufactured prior to 8/31/2016.

	Standard Includes	Required to Specify
▶ Need help? Product details, page 49	• 15-amp, system ground USB Receptacle: plastic	1 Style number 2 Plastic color number for USB Receptacle: 6000 Black 6009 Arctic White 6249 Platinum Solid 6651 Tungsten 6652 Titanium 6654 Sand 6697 Fog 6B03 Red 3 Wiring schematics (see below under Required Selections)

	Required Selections	U.S. Price	Required to Specify
Wiring Schematics	**3+1**		
	• Line 1	No cost	Specify *with 3+1, Line 1.*
	• Line 2	No cost	Specify *with 3+1, Line 2.*
	• Line 3	No cost	Specify *with 3+1, Line 3.*
	• Line 4	No cost	Specify *with 3+1, Line 4.*
	2+2		
	• Line 1	No cost	Specify *with 2+2, Line 1.*
	• Line 2	No cost	Specify *with 2+2, Line 2.*
	• Line 3	No cost	Specify *with 2+2, Line 3.*
	• Line 4	No cost	Specify *with 2+2, Line 4.*
	3SN		
	• Line 1	No cost	Specify *with 3SN, Line 1.*
	• Line 2	No cost	Specify *with 3SN, Line 2.*
	• Line 3	No cost	Specify *with 3SN, Line 3.*
	• Line 4	No cost	Specify *with 3SN, Line 4.*

Specification Information

• Style Number	• U.S. Price
TS8PUSB	$98

For Canadian Pricing
Multiply U.S. Price by the Canadian price factor.
▶ See page 1 for details.

Modular Power, Four Circuit

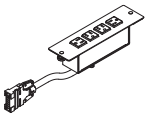

	Standard Includes	Required to Specify
▶ Need help? Product details, page 49	• Single, four circuit powerway: paint price group 1 • USB and power options	1 Style number 2 Paint color number for powerway 3 Wiring schematics (see below under Required Selections) 4 USB and power options (see below under Required Selections) 5 Ground type (see below under Required Selections) 6 Options, if selected (see below) ▶ See *Surface Materials*, page 110.

	Required Selections	U.S. Price	Required to Specify
Wiring Schematics	**3+1**		
	• Line 1	No cost	Specify *with 3+1, Line 1.*
	• Line 2	No cost	Specify *with 3+1, Line 2.*
	• Line 3	No cost	Specify *with 3+1, Line 3.*
	• Line 4	No cost	Specify *with 3+1, Line 4.*
	2+2		
	• Line 1	No cost	Specify *with 2+2, Line 1.*
	• Line 2	No cost	Specify *with 2+2, Line 2.*
	• Line 3	No cost	Specify *with 2+2, Line 3.*
	• Line 4	No cost	Specify *with 2+2, Line 4.*
	3SN		
	• Line 1	No cost	Specify *with 3SN, Line 1.*
	• Line 2	No cost	Specify *with 3SN, Line 2.*
	• Line 3	No cost	Specify *with 3SN, Line 3.*
	• Line 4	No cost	Specify *with 3SN, Line 4.*
USB and Power Options	• 4 power	No cost	Specify *with 4 power.*
	• 3 power/1 USB	+$57	Specify *with 3 power/1 USB.*
Ground Type	• System	No cost	Specify *with system ground.*
	• Isolated	+$15	Specify *with isolated ground.*

	Options	U.S. Price	Required to Specify
Surface Materials	• Paint price group 1	No cost	Specify paint color number.
	• Paint price group 2	+$ 8	Specify paint color number.
	• Paint price group 3	+$15	Specify paint color number.

Specification Information

Style Number	U.S. Base Price
TS8P4QUAD	$272

For Canadian Pricing
Multiply U.S. Price by the Canadian price factor.
▶ See page 1 for details.

Modular Harness, Four Circuit

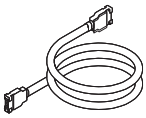

	Standard Includes	Required to Specify
▶ Need help? Product details, page 48	• Non-PVC modular harness	1 Style number 2 Length (see below under Required Selections) 3 Wiring schematics (see below under Required Selections) 4 PVC (see below under Required Selections)

	Required Selections	U.S. Price	Required to Specify
Length	• 42"	No cost	Specify *with 42".*
	• 45"	+$ 15	Specify *with 45".*
	• 48"	+$ 15	Specify *with 48".*
	• 51"	+$ 15	Specify *with 51".*
	• 54"	+$ 15	Specify *with 54".*
	• 57"	+$ 15	Specify *with 57".*
	• 60"	+$ 39	Specify *with 60".*
	• 63"	+$ 39	Specify *with 63".*
	• 67"	+$ 39	Specify *with 67".*
	• 72"	+$ 72	Specify *with 72".*
	• 101"	+$ 72	Specify *with 101".*
	• 107"	+$ 72	Specify *with 107".*
	• 111"	+$ 82	Specify *with 111".*
	• 115"	+$ 82	Specify *with 115".*
	• 118"	+$ 82	Specify *with 118".*
	• 121"	+$ 82	Specify *with 121".*
	• 124"	+$ 82	Specify *with 124".*
	• 127"	+$ 82	Specify *with 127".*
	• 144"	+$108	Specify *with 144".*
	• 288"	+$215	Specify *with 288".*
Wiring Schematics	• 3+1	No cost	Specify *with 3+1.*
	• 2+2	No cost	Specify *with 2+2.*
	• 3SN	No cost	Specify *with 3SN.*
PVC	• Non-PVC	No cost	Specify *with non PVC.*
	• PVC	–$ 10	Specify *with PVC.*

Specification Information

• Style Number	• U.S. Base Price
TS8P4H	$144

For Canadian Pricing
Multiply U.S. Price by the Canadian price factor.
▶ See page 1 for details.

Utility Pole

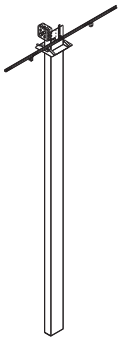

Tip: Utility pole reaches a maximum ceiling height of 10'.

	Standard Includes	Required to Specify
▶ Need help? Product details, page 52	• Pole: 8043 Anodized Aluminum • Ceiling kit • Mounting brackets	Style number

Specification Information

Dimensions D	Dimensions W	Style Number	U.S. Price
3"	**6"**	**TS8PUP**	$852

Power Infeed, Hardwire-to-Modular, Four Circuit

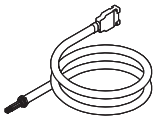

	Standard Includes	Required to Specify
▶ Need help? Product details, page 52	• Non-PVC, modular harness • Straight/flush junction box faceplate	1 Style number 2 Wiring schematics (see below under Required Selections) 3 Length (see below under Required Selections) 4 PVC (see below under Required Selections)

	Required Selections	U.S. Price	Required to Specify
Wiring Schematics	• 3+1	No cost	Specify *with 3+1.*
	• 2+2	No cost	Specify *with 2+2.*
	• 3SN	No cost	Specify *with 3SN.*
Length	• 6'	No cost	Specify *with 6'.*
	• 12'	+$ 77	Specify *with 12'.*
	• 24'	+$214	Specify *with 24'.*
PVC	• Non-PVC	No cost	Specify *with non PVC.*
	• PVC	–$ 10	Specify *with PVC.*

Specification Information

Style Number	U.S. Base Price
TS8P4IFH	$232

For Canadian Pricing
Multiply U.S. Price by the Canadian price factor.
▶ See page 1 for details.

Power Infeed, New York, Four Circuit

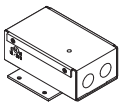

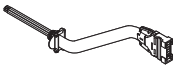

	Standard Includes	Required to Specify
▶ Need help? Product details, page 53	• 50" non-PVC infeed harness • Junction box • Strain relief brackets	1 Style number 2 Wiring schematics (see below under Required Selections) 3 PVC (see below under Required Selections)

	Required Selections	U.S. Price	Required to Specify
Wiring Schematics	• 3+1 • 2+2 • 3SN	No cost No cost No cost	Specify *with 3+1.* Specify *with 2+2.* Specify *with 3SN.*
PVC	• Non-PVC • PVC	No cost –$10	Specify *with non PVC.* Specify *with PVC.*

Specification Information

Style Number	U.S. Base Price
TS8P4IFNY	$242

Power Infeed, San Francisco, Four Circuit

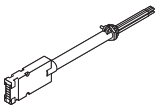

	Standard Includes	Required to Specify
▶ Need help? Product details, page 53	• Non-PVC infeed harness, 144"L • Straight/flush junction box faceplate	1 Style number 2 Wiring schematic (see below under Required Selections)

	Required Selections	U.S. Price	Required to Specify
Wiring Schematics	• 3+1 • 2+2 • 3SN	No cost No cost No cost	Specify *with 3+1.* Specify *with 2+2.* Specify *with 3SN.*

Specification Information

Style Number	U.S. Price
TS8P4IFSF	$383

For Canadian Pricing
Multiply U.S. Price by the Canadian price factor.
▶ See page 1 for details.

Modular Junction Box Faceplate, Four Circuit

Straight/
Flush

90°

	Standard Includes	Required to Specify
▶ Need help? Product details, page 53	• Junction box faceplate	1 Style number 2 Wiring schematics (see below under Required Selections) 3 Faceplate (see below under Required Selections) 4 PVC (see below under Required Selections)

	Required Selections	U.S. Price	Required to Specify
Wiring Schematics	• 3+1 • 2+2 • 3SN	No cost No cost No cost	Specify *with 3+1.* Specify *with 2+2.* Specify *with 3SN.*
Faceplate	• Straight • 90° box faceplate	No cost +$47	Specify *with straight faceplate.* Specify *with 90° box faceplate.*
PVC	• Non-PVC • PVC	No cost –$10	Specify *with non PVC.* Specify *with PVC.*

Specification Information

Style Number	U.S. Base Price
TS8PJFM	$86

Power Infeed Cover

	Standard Includes	Required to Specify
▶ Need help? Product details, page 49	• Power infeed cover: painted steel, price group 1	1 Style number 2 Paint color number for power infeed cover 3 Options, if selected (see below) ▶ See *Surface Materials*, page 110.

	Options	U.S. Price	Required to Specify
Surface Materials	• Paint price group 1 • Paint price group 2 • Paint price group 3	No cost +$21 +$43	Specify paint color number. Specify paint color number. Specify paint color number.

Specification Information

Style Number	U.S. Base Price
TS8PICVR	$196

For Canadian Pricing
Multiply U.S. Price by the Canadian price factor.
▶ See page 1 for details.

Bezel Receptacle Cover

Standard Includes	Required to Specify
▶ Need help? Product details, page 49 • Bezel receptacle cover: plastic	1 Style number 2 Plastic color number for bezel receptacle cover ▶ See *Surface Materials*, page 110.

Specification Information	
• **Style Number**	• **U.S. Price**
TS8PRCVR	$10

For Canadian Pricing
Multiply U.S. Price by the Canadian price factor.
▶ See page 1 for details.

Trunk

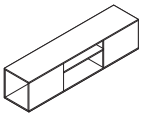

Tip: Trunk cannot be used on a Bivi Table for One.

	Standard Includes	Required to Specify
▶ Need help? Product details, page 54	• Trunk top: Low-Pressure Laminate • Case: paint price group 1 • Attachment hardware • Ships assembled	1 Style number 2 Low-Pressure Laminate color number for Trunk top 3 Paint color number for case 4 Options, if selected (see below) ▶ See *Surface Materials*, page 110.

	Options	U.S. Price	Required to Specify
Surface Materials	**High-Pressure Laminate Trunk top**		
	• High-Pressure Laminate	+$ 56	Specify High-Pressure Laminate color number.
	• Open Line laminate	+$ 69 plus cost of laminate	▶ See *Surface Materials Reference Manual.*
	Wood veneer Trunk top		
	• Wood veneer	+$256	Specify wood color number.
	• Premium wood 2	+$304	Specify Premium wood 2 finish number.
	• Premium wood 3	+$405	Specify Premium wood 3 finish number.
	• Customiz stain	No cost	Specify *with Customiz stain.* ▶ See *Surface Materials Reference Manual.*
	• Full-fill finish	+$304	Specify full-fill finish number.
	Case paint		
	• Paint price group 1	No cost	Specify paint color number.
	• Paint price group 2	+$ 32	Specify paint color number.
	• Paint price group 3	+$ 63	Specify paint color number.
	• Lux Coatings	+$298	Specify Lux Coatings color number.
	Table Frame Attachment Bracket paint		
	• Paint price group 1	No cost	Specify paint color number.
	• Paint price group 2	+$ 22	Specify paint color number.
	• Paint price group 3	+$ 43	Specify paint color number.
	Freestanding Leg paint		
	• Paint price group 1	No cost	Specify paint color number.
	• Paint price group 2	+$ 27	Specify paint color number.
	• Paint price group 3	+$ 53	Specify paint color number.
	• Lux Coatings	+$119	Specify Lux Coatings color number.
Supports	• No support	No cost	Specify *with no support.*
	• Table Frame Attachment Bracket	+$128	Specify *with Table Frame Bracket* and select paint color number.
	• Freestanding Leg	+$395	Specify *with Freestanding Leg* and select paint color number.

Tip: Order Trunk with Table Frame Attachment Bracket to install at the end of a Bivi Table for Two.

Tip: Order Trunk with Freestanding Leg for a Freestanding Trunk.

Specification Information

Dimensions D	W	H	Style Number	U.S. Base Price
14"	60"	16"	**TS8TRUNK**	$992

For Canadian Pricing
Multiply U.S. Price by the Canadian price factor.
▶ See page 1 for details.

Trunk Supports

	Standard Includes	Required to Specify
▶ Need help? Product details, page 54	• Freestanding Legs for trunk, if selected: paint price group 1 • Table frame attachment brackets, if selected: paint price group 1 • Leveling glides • Ships ready to assemble	1 Style number 2 Paint color number for supports 3 Options, if selected (see below) ▶ See *Surface Materials*, page 110.

	Options	U.S. Price Brackets	U.S. Price Legs	Required to Specify
Surface Materials	• Paint price group 1	No cost	No cost	Specify paint color number.
	• Paint price group 2	+$22	+$ 27	Specify paint color number.
	• Paint price group 3	+$43	+$ 53	Specify paint color number.
	• Lux Coatings	N.A.	+$119	Specify Lux Coatings color number.

Specification Information

Dimensions D	Dimensions W	Dimensions H	Style Number	U.S. Base Price
Table Frame Attachment Brackets				
1/2"	5"	16 1/2"	**TS8STEHTA**	$128
Freestanding Legs for Trunk				
2"	42 1/4"	11 1/2"	**TS8STEHL2**	$395

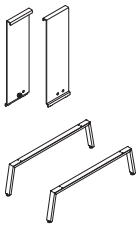

For Canadian Pricing
Multiply U.S. Price by the Canadian price factor.
▶ See page 1 for details.

Depots

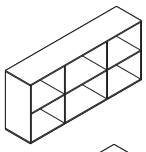

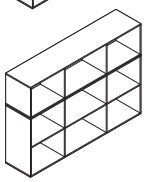

	Standard Includes	Required to Specify
▶ Need help? Product details, page 54	• Depot: Low-Pressure Laminate • Feet with adjustable glides • Attachment hardware	1 Style number 2 Laminate color number for depot 3 Height (see below under Required Selections) 4 Options, if selected (see below) ▶ See *Surface Materials*, page 110.

	Required Selections	U.S. Price	Required to Specify
Height	• 28½"H • 41½"H	Prices below Prices below	Specify *with 2 high.* Specify *with 3 high.*

	Options	U.S. Price		Required to Specify
Surface Materials		**2 High**	**3 High**	
	• High-Pressure Laminate	+$ 200	+$ 300	Specify High-Pressure Laminate color number.
	• Open Line laminate	+$ 69 plus cost of laminate	+$ 69 plus cost of laminate	▶ See *Surface Materials Reference Manual.* Specify paint color number.
	Wood veneer	**2 High**	**3 High**	
	• Wood veneer	+$1550	+$2500	Specify wood color number.
	• Premium Wood 2	+$1810	+$2925	Specify premium wood 2 finish number.
	• Premium Wood 3	+$2511	+$4050	Specify premium wood 3 finish number.
	• Customiz stain	No cost	No cost	Specify *with Customiz stain.* ▶ See *Surface Materials Reference Manual.*
	• Full-fill finish	+$1810	+$2925	Specify full-fill finish number.

Specification Information

Dimensions D	Dimensions W	Style Number	U.S. Base Prices 2 High 28½"H	U.S. Base Prices 3 High 41½"H
13⅞"	60"	**TS8DEPOT**	$1205	$1864

For Canadian Pricing
Multiply U.S. Price by the Canadian price factor.
▶ See page 1 for details.

Components and Accessories

Table Top

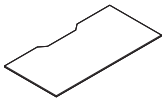

	Standard Includes	Required to Specify
▶ Need help? Product details, page 56	• 1/2"-thick Table Top: Low-Pressure Laminate • 3 mm plastic edge band on front and 1 mm on back and sides: default color to match laminate • Mounting bracket: paint price group 1 • Width: 48" or 60" • Ships ready to assemble	1 Style number 2 Table width (see below under Required Selections) 3 Low-Pressure Laminate color number for Table Top 4 Paint for mounting bracket 5 Options, if selected (see below) ▶ See *Surface Materials*, page 110.

	Required Selections	U.S. Price	Required to Specify
Width	• 48"W	Prices below	Specify *with 48"W*.
	• 60"W	Prices below	Specify *with 60"W*.

	Options	U.S. Price		Required to Specify
Surface Materials		**48"**	**60"**	
	• High-Pressure Laminate	+$108	+$118	Specify High-Pressure Laminate color number.
	• Open Line laminate	+$ 69 plus cost of laminate	+$ 69 plus cost of laminate	▶ See *Surface Materials Reference Manual*.
	Wood veneer	**48"**	**60"**	
	• Wood veneer	+$487	+$513	Specify wood color number.
	• Premium wood 2	+$572	+$598	Specify Premium wood 2 finish number.
	• Premium wood 3	+$789	+$815	Specify Premium wood 3 finish number.
	• Customiz stain	No cost	No cost	Specify *with Customiz stain*. ▶ See *Surface Materials Reference Manual*.
	• Full-fill finish	+$572	+$598	Specify full-fill finish number.
	Bracket paint			
	• Paint price group 1	No cost		Specify paint color number.
	• Paint price group 2	+$ 22		Specify paint color number.
	• Paint price group 3	+$ 43		Specify paint color number.

Tip: Wood veneer tables have matching flat veneer profile edges.

Specification Information

Dimensions D	Dimensions H	Style Number	U.S. Base Prices 48"W	U.S. Base Prices 60"W
28 1/4"	2"	**TS8RPFWS**	$384	$398

For Canadian Pricing
Multiply U.S. Price by the Canadian price factor.
▶ See page 1 for details.

Half-Round Table Top

Tip: Half-Round Table Top only works with a Table for Two at seated height.

Tip: When placed at each end of a Bivi Table for Two, the Half-Round Table Top makes a conference table.

Tip: Wood veneer tables have matching flat veneer profile edges.

	Standard Includes	Required to Specify
▶ Need help? Product details, page 56	• 1/2"-thick Table Top: Low-Pressure Laminate • 3 mm plastic edge band on front and 1 mm on back and sides: default color to match laminate • Mounting bracket: paint price group 1 • Ships ready to assemble	1 Style number 2 Low-Pressure Laminate color number for Table Top 3 Paint for mounting bracket 4 Options, if selected (see below) ▶ See *Surface Materials*, page 110.

	Options	U.S. Price	Required to Specify
Surface Materials	• High-Pressure Laminate	+$118	Specify High-Pressure Laminate color number.
	• Open Line laminate	+$ 69 plus cost of laminate	▶ See *Surface Materials Reference Manual*.
	Wood veneer		
	• Wood veneer	+$513	Specify wood color number.
	• Premium wood 2	+$598	Specify Premium wood 2 finish number.
	• Premium wood 3	+$815	Specify Premium wood 3 finish number.
	• Customiz stain	No cost	Specify *with Customiz stain*. ▶ See *Surface Materials Reference Manual*.
	• Full-fill finish	+$598	Specify full-fill finish number
	Bracket paint		
	• Paint price group 1	No cost	Specify paint color number.
	• Paint price group 2	+$ 22	Specify paint color number.
	• Paint price group 3	+$ 43	Specify paint color number.

Specification Information

Dimensions D	Dimensions W	Style Number	U.S. Base Price
27"	60"	**TS8RW**	$517

For Canadian Pricing
Multiply U.S. Price by the Canadian price factor.
▶ See page 1 for details.

Transaction Top

Tip: Add Transaction Top to a standing height Bivi Table for Two to create a standing height conference setting.

	Standard Includes	Required to Specify
▶ Need help? Product details, page 56	• 1/2"-thick table top: Low-Pressure Laminate • 3 mm plastic edge band on front and 1 mm on back and sides: default color to match laminate • Mounting bracket: paint price group 1 • Ships ready to assemble	1 Style number 2 Low-Pressure Laminate color number for transaction top 3 Paint for mounting bracket 4 Options, if selected (see below) ▶ See *Surface Materials*, page 110.

	Options	U.S. Price	Required to Specify
Surface Materials	• High-Pressure Laminate	+$118	Specify High-Pressure Laminate color number.
	• Open Line laminate	+$ 69 plus cost of laminate	▶ See *Surface Materials Reference Manual*.
	Wood veneer		
	• Wood veneer	+$513	Specify wood color number.
	• Premium wood 2	+$598	Specify Premium wood 2 finish number.
	• Premium wood 3	+$815	Specify Premium wood 3 finish number.
	• Customiz stain	No cost	Specify *with Customiz stain*. ▶ See *Surface Materials Reference Manual*.
	• Full-fill finish	+$598	Specify full-fill finish number.
	Bracket paint		
	• Paint price group 1	No cost	Specify paint color number.
	• Paint price group 2	+$ 22	Specify paint color number.
	• Paint price group 3	+$ 43	Specify paint color number

Specification Information

Tip: Works only at standing height.

Dimensions D	Dimensions W	Style Number	U.S. Base Price
18"	57 1/4"	**TS8HIGHTT**	$722

For Canadian Pricing
Multiply U.S. Price by the Canadian price factor.
▶ See page 1 for details.

Lower Footshelf

Tip: Use with high sit/stand tables.

	Standard Includes	Required to Specify
▶ Need help? Product details, page 35	• Footshelf: paint price group 1 • Width: 48" or 60" • Ships ready to assemble • Bracket	1 Style number 2 Paint color number for Footshelf 3 Width (see below under Required Selections) 4 Bracket count (see below under Required Selections) 5 Options, if selected (see below) ▶ See *Surface Materials*, page 110.

	Required Selections	U.S. Price	Required to Specify
Width	• 48"W • 60"W	Prices below Prices below	Specify *with 48"W.* Specify *with 60"W.*
Bracket Count	• One bracket • Two brackets	No cost +$26	Specify *with one bracket.* Specify *with two brackets.*

Tip: The first Footshelf should be specified with two brackets and adjacent Footshelves should be specified with one bracket, as they share the inside bracket.

Tip: When adding a Footshelf to a Bivi Leg that was manufactured on or before 7/17/16 (style number TS2RPBSL), an adapter bracket is required to attach the Footshelf (TS8FRETROSR).

	Options	U.S. Price	Required to Specify
Surface Materials	**Paint**		
	• Paint price group 1	No cost	Specify paint color number.
	• Paint price group 2	+$27	Specify paint color number.
	• Paint price group 3	+$53	Specify paint color number.

Specification Information

Dimensions D	Dimensions H	Style Number	U.S. Base Prices 48"W	U.S. Base Prices 60"W
5 1/2"	2"	**TS8FSL**	$287	$338

For Canadian Pricing
Multiply U.S. Price by the Canadian price factor.
▶ See page 1 for details.

Upper Footshelf

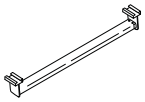

Tip: Use with high sit/stand tables.

	Standard Includes	Required to Specify
▶ Need help? Product details, page 35	• Footshelf: paint price group 1 • Width: 48" or 60" • Ships ready to assemble • Bracket	1 Style number 2 Paint color number for Footshelf 3 Width (see below under Required Selections) 4 Bracket count (see below under Required Selections) 5 Options, if selected (see below) ▶ See *Surface Materials*, page 110.

Tip: The first Footshelf should be specified with two brackets and adjacent Footshelves should be specified with one bracket, as they share the inside bracket.

	Required Selections	U.S. Price	Required to Specify
Width	• 48"W • 60"W	Prices below Prices below	Specify *with 48"W.* Specify *with 60"W.*
Bracket Count	• One bracket • Two brackets	No cost +$30	Specify *with one bracket.* Specify *with two brackets.*

	Options	U.S. Price	Required to Specify
Surface Materials	**Paint**		
	• Paint price group 1	No cost	Specify paint color number.
	• Paint price group 2	+$27	Specify paint color number.
	• Paint price group 3	+$53	Specify paint color number.

Specification Information

Dimensions D	Dimensions H	Style Number	U.S. Base Prices 48"W	U.S. Base Prices 60"W
5 1/2"	2"	**TS8FSU**	$317	$368

For Canadian Pricing
Multiply U.S. Price by the Canadian price factor.
▶ See page 1 for details.

Cable Troughs

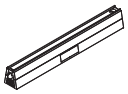

Standard Includes		Required to Specify
▶ Need help? Product details, pages 28	• Cable Trough: paint price group 1 • Width: 48" or 60"	1 Style number 2 Paint color number for Cable Trough 3 Width (see below under Required Selections) 4 Options, if selected (see below) ▶ See *Surface Materials*, page 110.

	Required Selections	U.S. Price	Required to Specify
Width	• 48"W	Prices below	Specify *with 48"W.*
	• 60"W	Prices below	Specify *with 60"W.*

	Options	U.S. Price	Required to Specify
Surface Materials	• Paint price group 1	No cost	Specify paint color number.
	• Paint price group 2	+$32	Specify paint color number.
	• Paint price group 3	+$63	Specify paint color number.

Specification Information

Dimensions D at top	D at bottom	H	Style Number	U.S. Base Prices 48"W	60"W
4"	6 5/8"	8"	**TS8RPCT**	$532	$588

Leg

Tip: Leg is 42½" wide at bottom of 32½" wide at top. Count with the wider dimension when creating a setting of Bivi Table for One.

Standard Includes		Required to Specify
▶ Need help? Product details, page 56	• Leg: paint price group 1	1 Style number 2 Paint color number for Leg 3 Options, if selected (see below) ▶ See *Surface Materials*, page 110.

	Options	U.S. Price	Required to Specify
Surface Materials	• Paint price group 1	No cost	Specify paint color number.
	• Paint price group 2	+$32	Specify paint color number.
	• Paint price group 3	+$63	Specify paint color number.

Specification Information

Dimensions D	W	H	Style Number	U.S. Base Price
2"	42 1/2"	28 1/2"	**TS8RPBSL**	$432

For Canadian Pricing
Multiply U.S. Price by the Canadian price factor.
▶ See page 1 for details.

Top Shelf

Standard Includes		Required to Specify
▶ Need help? Product details, page 56	• Top Shelf: paint price group 1	1 Style number 2 Paint color number for Top Shelf 3 Options, if selected (see below) ▶ See *Surface Materials*, page 110.

	Options	U.S. Price	Required to Specify
Surface Materials	• Paint price group 1	No cost	Specify paint color number.
	• Paint price group 2	+$22	Specify paint color number.
	• Paint price group 3	+$43	Specify paint color number.

Specification Information

Dimensions D	W	H	Style Number	U.S. Base Price
8 1/2"	19"	8"	**TS2ACMS**	$211

Bottom Shelf

Tip: Bottom Shelf hooks into Bivi Leg.

Standard Includes		Required to Specify
▶ Need help? Product details, page 56	• Bottom Shelf: paint price group 1	1 Style number 2 Paint color number for Bottom Shelf 3 Options, if selected (see below) ▶ See *Surface Materials*, page 110.

	Options	U.S. Price	Required to Specify
Surface Materials	• Paint price group 1	No cost	Specify paint color number.
	• Paint price group 2	+$22	Specify paint color number.
	• Paint price group 3	+$43	Specify paint color number.

Specification Information

Dimensions D	W	H	Style Number	U.S. Base Price
8 1/2"	18 1/2"	17"	**TS2ACTH**	$203

For Canadian Pricing
Multiply U.S. Price by the Canadian price factor.
▶ See page 1 for details.

Hooks

Tip: Hook attaches to a Bivi Leg, Arch, or wall.

Standard Includes		Required to Specify
▶ Need help? Product details, page 56	• Hooks: paint price group 1	1 Style number 2 Paint color number for hook 3 Options, if selected (see below) ▶ See *Surface Materials*, page 110.

	Options	U.S. Price	Required to Specify
Surface Materials	• Paint price group 1	No cost	Specify paint color number.
	• Paint price group 2	+$ 8	Specify paint color number.
	• Paint price group 3	+$15	Specify paint color number.

Specification Information

Dimensions D	W	H	Style Number	U.S. Base Price
Package of Two				
1 3/4"	2"	1"	**TS2ACMH2**	$53
Package of Four				
1 3/4"	2"	1"	**TS2ACMH4**	$85

Metal Screen

Tip: Screens are not markerboards. Writing will not erase from the painted surface.

Standard Includes		Required to Specify
▶ Need help? Product details, page 32	• Steel screen: paint price group 1 • Trough mounting brackets: plastic	1 Style number 2 Paint color number for steel screen 3 Plastic color number for Trough mounting brackets: 6009 Arctic White 6249 Plastic Solid 6527 Merle 4 Options, if selected (see below) ▶ See *Surface Materials*, page 110.

	Options	U.S. Price	Required to Specify
Surface Materials	• Paint price group 1	No cost	Specify paint color number.
	• Paint price group 2	+$22	Specify paint color number.
	• Paint price group 3	+$43	Specify paint color number.

Specification Information

Dimensions D	W	H	Style Number	U.S. Base Price
3 1/3"	30"	14 1/4"	**TS2SCREEN**	$211

For Canadian Pricing
Multiply U.S. Price by the Canadian price factor.
▶ See page 1 for details.

Tackable Screens

Freestanding

Trough mount

Tip: 36"W screens do not work on 60"W Bivi tables. 36"W screen is intended for 48"W Bivi tables. 48"W screen is intended for 60"W Bivi tables. This leaves 6" on each side for a future side storage to be added without having to add a new screen insert.

Tip: Plastic is not available for Trough mount base.

	Standard Includes	Required to Specify
▶ Need help? Product details, page 32	• Tackable fabric: fabric price group 1 • Mount base: plastic, if freestanding base selected or paint price group 1, if trough mount base selected • Stanchions: plastic • Ships ready to assemble	1 Style number 2 Fabric color number for tackable screen 3 Height (see below under Required Selections) 4 Width (see below under Required Selections) 5 Mount option (see below under Required Selections) 6 Plastic color number for stanchions: 6009 Arctic White 6249 Platinum Solid 6527 Merle 7 Options, if selected (see below) ▶ See *Surface Materials*, page 110.

	Required Selections	U.S. Price	Required to Specify
Height	• 13" • 19"	Prices below Prices below	Specify *with 13"*. Specify *with 19"*.
Width	• 36" • 48"	Prices below Prices below	Specify *with 36"*. Specify *with 48"*.
Mount Option	• Trough mount • Freestanding	No cost +$21	Specify *with Trough mount.* Specify *with freestanding.*

	Options	U.S. Price	Required to Specify
Surface Materials	**Upholstery**		
	• Fabric price group 1	No cost	Specify fabric color number.
	• Fabric price group 2	+$49	Specify fabric color number.
	• Fabric price group 3	+$69	Specify fabric color number.
	• Customer's Own Material	+$37	▶ See Understanding Customer's (COM) Own Material (COM), page 404
	Freestanding base		
	• Plastic	No cost	Specify plastic color number.
	• Paint price group 1	+$29	Specify paint color number.
	• Paint price group 2	+$35	Specify paint color number.
	• Paint price group 3	+$44	Specify paint color number.
	Trough mount base		
	• Paint price group 1	No cost	Specify paint color number.
	• Paint price group 2	+$10	Specify paint color number.
	• Paint price group 3	+$15	Specify paint color number.
	Stanchions		
	• Plastic	No cost	Specify plastic color number.
	• Paint price group 1	+$29	Specify paint color number.
	• Paint price group 2	+$35	Specify paint color number.
	• Paint price group 3	+$44	Specify paint color number.

Specification Information

Style Number	Dimensions W	Dimensions H	U.S. Base Price
TS8SCREENT	36"	13"	$316
	36"	19"	$390
	48"	13"	$390
	48"	19"	$425

For Canadian Pricing
Multiply U.S. Price by the Canadian price factor.
▶ See page 1 for details.

Organizer

Standard Includes		Required to Specify
▶ Need help? Product details, page 32	• Organizer: paint price group 1	1 Style number 2 Paint color number for Organizer 3 Options, if selected (see below) ▶ See *Surface Materials*, page 110.

Options		U.S. Price	Required to Specify
Surface Materials	• Paint price group 1	No cost	Specify paint color number.
	• Paint price group 2	+$22	Specify paint color number.
	• Paint price group 3	+$43	Specify paint color number.

Specification Information

Dimensions D	Dimensions W	Dimensions H	Style Number	U.S. Base Price
11½"	14⅛"	7"	**TS2ORGANIZE**	$168

Leg Covers

Full

Half

Tip: Half Cover for use with Footshelf.

Standard Includes		Required to Specify
▶ Need help? Product details, page 32	• Leg Cover quantity of one: paint price group 1 • Half or full cover	1 Style number 2 Paint color number for leg cover 3 Leg Cover application (see below under Required Selections) 4 Options, if selected (see below) ▶ See *Surface Materials*, page 110.

Required Selections		U.S. Price	Required to Specify
Application	• Half	Prices below	Specify *with half.*
	• Full	Prices below	Specify *with full.*

Options		U.S. Price	Required to Specify
Surface Materials	• Paint price group 1	No cost	Specify paint color number.
	• Paint price group 2	+$ 8	Specify paint color number.
	• Paint price group 3	+$15	Specify paint color number.

Specification Information

Dimensions D	Dimensions W	Style Number	U.S. Base Prices Half	U.S. Base Prices Full
⅞"	4"	**TS8LEGCVR**	$59	$80

For Canadian Pricing
Multiply U.S. Price by the Canadian price factor.
▶ See page 1 for details.

Trough End Covers

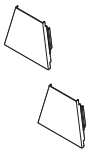

Standard Includes	Required to Specify
▶ Need help? Product details, page 30 • Trough end covers, set of two: paint price group 1	1 Style number 2 Paint color number for Trough end covers 3 Options, if selected (see below) ▶ See *Surface Materials*, page 110.

	Options	U.S. Price	Required to Specify
Surface Materials	• Paint price group 1	No cost	Specify paint color number.
	• Paint price group 2	+$ 8	Specify paint color number.
	• Paint price group 3	+$15	Specify paint color number.

Specification Information

Dimensions D	W	H	Style Number	U.S. Base Price
7/8"	4"	4 5/8"	**TS2CTEC**	$49

Trough Floor Covers

Standard Includes	Required to Specify
▶ Need help? Product details, page 30 • Trough floor covers, set of two: paint price group 1	1 Style number 2 Paint color number for Trough floor covers 3 Options, if selected (see below) ▶ See *Surface Materials*, page 110.

	Options	U.S. Price	Required to Specify
Surface Materials	• Paint price group 1	No cost	Specify paint color number.
	• Paint price group 2	+$ 8	Specify paint color number.
	• Paint price group 3	+$15	Specify paint color number.

Specification Information

Dimensions D	W	Style Number	U.S. Base Price
2 1/2"	8"	**TS2CTFC**	$56

For Canadian Pricing
Multiply U.S. Price by the Canadian price factor.
▶ See page 1 for details.

Eyesite

Eyesite Single Display Support with Extended Crank Adjustment Column

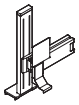

Tip: Eyesite monitor arms with Bivi Brackets can be installed at six different locations on the Cable Trough.

Tip: Supports displays up to 21 pounds and has a functional focal length of 16".

Standard Includes	Required to Specify
• Monitor arm: 4799 Platinum • Extended crank adjustment column with 12½" vertical height adjustment	Style number

Specification Information

Dimensions D	W	H	Style Number	U.S. Price
6⅝"	11⅝"	20"	**FPAEC1BIVI**	$498

Eyesite Dual Display Support with Extended Crank Adjustment Column

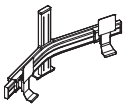

Tip: Eyesite dual display support is for use with two monitors up to 27" or less screens and up to 20 lb each. 27" monitors should be used with extended 18" column assemblies or taller.

Standard Includes	Required to Specify
• Monitor arm: 4799 Platinum • Extended crank adjustment column with 12½" vertical height adjustment	Style number

Specification Information

Dimensions D	W	H	Style Number	U.S. Price
8½"	31"	20"	**FPAEC2BIVI**	$782

Eyesite Flat Panel Monitor Arm with Single Laptop Support and Extended Crank Adjustment Column

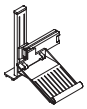

Tip: Eyesite monitor arms with Bivi Brackets can be installed at six different locations on the Cable Trough.

Tip: Functional focal length is 16".

Tip: Not recommended for use with docking stations.

Standard Includes	Required to Specify
• Laptop support arm: 4799 Platinum • Extended crank adjustment column with 12½" vertical height adjustment	Style number

Specification Information

Dimensions D	W	H	Style Number	U.S. Price
16"	11⅝"	19⅞"	**FPAELC1BIVI**	$526

▶**Eyesite,** continued

Eyesite, continued

Eyesite Flat Panel Monitor Arm with Dual Laptop Support and Extended Crank Adjustment Column



Tip: Eyesite dual laptop support is for use with monitor up to 24" screen and 25 pounds.

Tip: Eyesite flat panel monitor arms with laptop supports are not recommended for use with docking station.

Tip: Monitor cables can connect to the rear of the monitor near the VESA plate will not fit properly on Eyesite monitor arm.

Tip: Bivi Bracket to be used with Eyesite single support, dual display support, and dual laptop support with extended crank adjust columns only.

Standard Includes	Required to Specify
• Laptop support monitor arm: 4799 Platinum • Extended crank adjustment column with 12½" vertical height adjustment	1 Style number 2 Options, if selected (see below)

	Options	U.S. Price	Required to Specify
Bracket	• Without pivot	No cost	Specify *without pivot.*
	• With pivot	+$18	Specify *with pivot.*

Specification Information

Dimensions D	W	H	Style Number	U.S. Base Price
17"	31"	19⅞"	**FPAELC2BIVI**	$833

Bivi Bracket

Tip: If you have any existing Eyesite monitor arms, you can order a Bivi Bracket to modify it to work with Bivi tables.

Standard Includes	Required to Specify
• Bivi mounting bracket: 4799 Platinum	Style number

Specification Information

Dimensions D	W	H	Style Number	U.S. Price
3"	4"	¼"	**FPCBIVI**	$127

For Canadian Pricing
Multiply U.S. Price by the Canadian price factor.
▶ See page 1 for details.

Surface Materials

▶ For Surface Materials matrices for all product lines, see page 379.

Resources

For more information about surface materials, refer to the following resources:

Additional surface materials specification tools are available to assist you in the specification process—the Surface Materials Binders.

The global surface materials palette is a core collection of finishes that is available across multiple geographies (Americas/EMEA – Europe, Middle East, and Africa/APAC – Asia Pacific) and on global product lines, where applicable. For a list of finishes included in the offering, see the *Surface Materials Reference Manual*. Additional details, like product approvals by geography and finish number conversions, can also be found in the *Surface Materials Reference Manual* or see *www.steelcase.com/surface-materials*

Surface Materials Binders include:
- *Surface Materials Reference Manual*
- A complete set of swatch cards for hard surfaces, vertical surface fabrics, and seating upholstery

Ⓔ = Established

Paint

Steelcase Surfaces

Applies to:
- Bivi Cable Troughs
- Bivi Table Legs
- Bivi Table Top Mounting Brackets
- Bivi High Sit Bracket with Modesty Panel
- Bivi Arches
- Bivi Arches Infill Bracket
- Bivi Lower Footshelf
- Bivi Upper Footshelf
- Bivi Top Shelf
- Bivi Bottom Shelf
- Bivi Leg Cover
- Bivi Tackable Screen Trough Mount Base
- Bivi Trough End Cover
- Bivi Trough Floor Cover
- Bivi Trunk Case
- Bivi Trunk Table Attachment Bracket
- Bivi Side Storage
- Bivi Rumble Seat Attachment Bracket
- Bivi Power Strips

Price Group 1

Smooth Paint
4242 Milk

Textured Paint
7207 Black
7225 Sand
7236 Fog
7237 Slate
7238 Fieldstone
7239 Midnight
7241 Arctic White
7243 Seagull
7250 Sterling Dark Solid
7278 Dark Bronze
7360 Merle

Price Group 2

Smooth Paint
0835 Black

Smooth Metallic
4728 Nickel Metallic
4743 Mineral Metallic
4744 Pearl Metallic
4750 Champagne Metallic
4752 Steel Metallic
4788 Gold Dust Metallic
4798 Sterling Metallic
4799 Platinum Metallic
4803 Near Black Metallic

Textured Paint
7245 Carbon Metallic
7246 Midnight Metallic

Select Surfaces

Price Group 3

Accent paint
Accent paints allow you to choose from a pre-matched color palette of trend driven colors. Accent paints listed below follow the same instructions for PerfectMatch paints without the PerfectMatch registration fee. Refer to the *Surface Materials Reference Manual* for more information about this program.

Custom Surfaces

PerfectMatch

PerfectMatch is a service that allows you to create your own paint color. Refer to the *Surface Materials Reference Manual* for more information about this program.

Price Group 3

4990 PerfectMatch Paint

Applies to:
- Eyesite monitor arms
- Bivi Eyesite Bracket

4799 Platinum Metallic

Applies to:
- Bivi Bike Hook
- Bivi Holder
- Bivi Hook
- Bivi Metal Screen
- Bivi Tackable Screen Stanchions
- Bivi Organizer
- Bivi Rumble Seat Freestanding Legs
- Bivi Trunk Freestanding Legs

Price Group 1

Smooth Paint
4242 Milk

Textured Paint
7207 Black
7225 Sand
7236 Fog
7237 Slate
7238 Fieldstone
7239 Midnight
7243 Seagull
7278 Dark Bronze
7360 Merle

Price Group 2

Accessory Paint
4140 Arctic White Gloss
4144 Black Gloss

Smooth Paint
0835 Black

Smooth Metallic
4728 Nickel Metallic
4743 Mineral Metallic
4744 Pearl Metallic
4750 Champagne Metallic
4752 Steel Metallic
4788 Gold Dust Metallic
4798 Sterling Metallic
4799 Platinum Metallic
4803 Near Black Metallic

Textured Paint
7245 Carbon Metallic
7246 Midnight Metallic

Select Surfaces

Price Group 3

Accent paint
Accent paints allow you to choose from a pre-matched color palette of trend driven colors. Accent paints listed below follow the same instructions for PerfectMatch paints without the PerfectMatch registration fee. Refer to the *Surface Materials Reference Manual* for more information about this program.

Custom Surfaces

PerfectMatch

PerfectMatch is a service that allows you to create your own paint color. Refer to the *Surface Materials Reference Manual* for more information about this program.

Price Group 3

4990 PerfectMatch Paint

Applies to:
- Bivi Side Storage
- Bivi Rumble Freestanding Legs
- Bivi Trunk
- Bivi Trunk Freestanding Legs

Select Surfaces

Lux Coatings

4B20 Obsidian
4B22 Matte Brass
4B23 Burnished Bronze
4B24 Night Bronze
4B25 Matte Copper

Plastic

Applies to:
- Bivi Metal Screen Trough Mounting Brackets
- Bivi Bezel Receptacle Cover
- Bivi Tackable Screen Freestanding Base
- Bivi Tackable Screen Stanchions

6009 Arctic White
6249 Platinum Solid
6527 Merle

Applies to:
- Duplex Receptacles
- USB Receptacles

6000 Black
6009 Arctic White
6249 Platinum Solid
6527 Merle
6651 Tungsten
6652 Titanium
6654 Sand
6697 Fog
6B03 Red

Seating Upholstery

Applies to:
- Rumble Seat

Price Group 1

Buzz2

Price Group 2

Cogent: Connect

Price Group 3

Billiard Multi-Use by Designtex
Gaja — C2C

Price Group 6

Brisa

Custom Surfaces

Price Group COM (Customer's Own Material)

Fabric Approval and Yardage
To confirm whether a particular COM material has already been tested for use on a specific Steelcase product or to determine actual yardage requirements:
- Visit *www.steelcase.com*

For additional information regarding Customer's Own Material, call 1.888.STEELCASE.

Panel Fabric

Applies to:
- Hoodie top and sides

Cogent: Connect
5S25 Graphite
5S26 Licorice

Applies to:
- High Sit Bracket with Modesty Panel
- Arch Infills
- Tackable Screens

Price Group 1

Abacus

Price Group 2

Cogent: Connect

Price Group 3

Billiard Multi-Use by Designtex

Applies to:
- Canopy

5VD0 Bivi Canopy fabric

Ⓔ = Established

Mesh

Applies to:
- Hoodie back panel

T615 Sultry Smoke

Select Surfaces

For information on products within Select Surfaces, including accent paints and fabrics from Designtex, Gabriel, Kvadrat, and Pollack, please refer to the *Surface Materials Reference Manual* or visit *www.steelcase.com/surface-materials* under the Select Surfaces section.

For additional information regarding Customer's Own Material, call 1.888.STEELCASE (1.888.783.3522) or send an e-mail to lineone@steelcase.com.

Laminate

Applies to:
- Bivi tables and Table Tops
- Bivi Trunk
- Bivi Side Storage
- Bivi Depots

Steelcase Surfaces

Low-Pressure Laminate

Woodgrain Laminate
25L1 Winter on Maple
25L5 Virginia Walnut
25L6 Blackwood
25L8 Clear Walnut
25L9 Warm Oak
262L Marbled Maple
264L Chocolate Walnut
267L Marbled Cherry
26L1 Natural Cherry
2L09 Clear Maple
2LAN Ash Noce
2LAT Acacia
2LAW Ash Wenge
2LBN Bisque Noce
2LBW Bisque Wenge
2LCN Clay Noce
2LCW Clay Wenge
2LSN Storm Noce
2LSW Storm Wenge

Fiber Laminate
2L50 Vanadium Fiber
2L52 Tungsten Fiber

Solid Laminate
247L Black
2L30 Arctic White
2L83 Seagull
2L85 Dune
2LMG Merle

Metallic Laminate
2L03 Brushed Silver

Applies to:
- Bivi tables and Table Tops
- Bivi Trunk
- Bivi Side Storage
- Bivi Depots

Tip: Some wood veneer finishes and woodgrain laminates share the same name. Because of the difference in materials, veneers and laminates of the same name are not an exact match but do coordinate with each other.

Steelcase Surfaces

High-Pressure Laminate

Woodgrain Laminate
2406 Clear Cherry
2409 Clear Maple
2410 Graphite Walnut
2412 Natural Cherry
2422 Medium Cherry
2511 Winter on Maple
2535 Virgina Walnut
2536 Blackwood
2538 Clear Walnut
2539 Warm Oak
2592 Blonde on Maple
2612 Marble Maple
2614 Chocolate Walnut
2615 Marbled Cherry
2714 Natural Walnut
2772 Medium Mahogany on Walnut
2HAK Clear Oak
2HAN Ash Noce
2HAT Acadia
2HAW Ash Wenge
2HBN Bisque Noce
2HBW Bisque Wenge
2HCN Clay Noce
2HCW Clay Wenge
2HSN Storm Noce
2HSW Storm Wenge

Fiber Laminate
2850 Vanadium Fiber
2851 Rhyme Fiber
2852 Tungsten Fiber
2854 Vellum Fiber
2859 Novell Fiber
2860 Granite Fiber
2861 Coconut Fiber
2862 Stucco Fiber

Micro Laminate
2920 Marl Micro
2921 Gypsum Micro
2922 Clay Micro
2923 Shadow Micro

Patina Laminate
2870 Blonde Bronze Patina
2871 Blackened Bronze Patina
2873 Instant Iron Patina

Solid Laminate
2722 Cream
2730 Arctic White
2746 Black
2759 Warm White
2811 Mist
2883 Seagull
2884 Milk
2885 Dune
2HMG Merle

Metallic Laminate
2503 Brushed Silver

Speckle Laminate
2820 Coffee Speckle
2822 Woodrose Speckle
2823 Driftwood Speckle
2824 Smoke Speckle
2825 Vanadium Speckle

Select Surfaces

High-Pressure Laminate

Textured Woodgrain Laminate
2TH2 Fawn Cypress
2TH3 Weathered Char
2TH4 Saddle Oak
2TH5 Veranda Teak
2TH6 Persian Cherry
2TH7 Walnut Heights

Custom Surfaces

Open Line Laminate (OLL)

This service allows you to order non-standard laminate at an additional processing fee of $69 U.S. per worksurface or top, plus the cost of the laminate.

When processing orders for Open Line laminate on Bivi, specify 2900 in the laminate finish field and enter the OLL manufacturer information.

Enter the required edge finish as you would a standard laminate. Laminate Approval and Material Requirements to confirm whether a particular laminate has already been tested for use on a specific Steelcase product or to determine material square foot requirements: For additional information, refer to the *Surface Materials Reference Manual*.

Wood

Applies to:
- Bivi tables and Table Tops
- Bivi Trunk
- Bivi Side Storage
- Bivi Depots

Steelcase carefully selects veneer and solid wood for consistent color and grain structure. Wood is a natural material and variations will occur in color, grain and texture. These variations are part of the inherent natural beauty of wood and are not considered defects.

All wood products will darken with age and exposure to ultraviolet light. This is especially apparent with cherry and maple veneer.

We recommend that desk accessories be rearranged periodically to ensure even aging of wood surfaces.

When storing your wood furniture, please follow the following guidelines:
- Do not store products in trailers.
- Store products in areas that simulate office temperatures (60°F to 90°F).
- Store products in areas that maintain constant, office–like humidity levels.
- Keep product away from light. Cover products to make sure they are not exposed to light.

Veneer

Veneers are matched for proper balance and consistency. Veneers are available quarter cut, except for Oak, which is rift cut. Refer to the *Surface Materials Reference Manual* for descriptions of each cut.

Open–pore finish is a medium gloss finish that leaves the wood grain texture visible to the eye and distinguishable to the touch.

Flat-cut open-pore finish choices
3062 FC/OP Graphite Walnut
3402 FC/OP Clear Cherry (Aged)
3412 FC/OP Natural Cherry
3422 FC/OP Medium Cherry
3442 FC/OP MS-Medium Cherry
3522 FC/OP Clear Maple*
3572 FC/OP Amber on Maple
3582 FC/OP Winter on Maple
3592 FC/OP Blonde on Maple
3702 FC/OP Clear Walnut
3712 FC/OP Natural Walnut
3722 FC/OP Dark Mahogany on Walnut
3752 FC/OP Medium Walnut
3762 FC/OP Dark Walnut
3772 FC/OP Medium Mahogany on Walnut

Quarter-cut open-pore finish choices
3042 QC/OP Ash
3222 QC/OP Clear Maple
3272 QC/OP Amber on Maple
3292 QC/OP Blonde on Maple
3302 QC/OP Clear Walnut
3312 QC/OP Natural Walnut
3322 QC/OP Dark Mahogany on Walnut
3352 QC/OP Medium Walnut
3362 QC/OP Dark Walnut
3372 QC/OP Medium Mahogany on Walnut
3382 QC/OP Graphite Walnut

Rift-cut open-pore finish choices
3602 RC/OP Desert Oak
3611 RC/OP Natural Oak
3612 RC/OP Warm Oak
3692 RC/OP Espresso Oak

Full-fill finish is a medium-gloss finish that completely fills the grain texture, yet allows the grain pattern to be seen. The wood has a lustrous, satiny look, and it is smooth to the touch. This finish is available on worksurfaces only.

Flat-cut full-fill finish choices
3064 FC/FF Graphite Walnut
3404 FC/FF Clear Cherry (Aged)
3414 FC/FF Natural Cherry
3424 FC/FF Medium Cherry
3524 FC/FF Clear Maple*
3544 FC/FF Blonde on Maple
3574 FC/FF Amber on Maple
3704 FC/FF Clear Walnut
3714 FC/FF Natural Walnut
3724 FC/FF Dark Mahogany on Walnut
3754 FC/FF Medium Walnut
3764 FC/FF Dark Walnut
3774 FC/FF Medium Mahogany on Walnut

Quarter-cut full-fill finish choices
3224 QC/FF Clear Maple*
3274 QC/FF Amber on Maple
3294 QC/FF Blonde on Maple
3304 QC/FF Clear Walnut
3314 QC/FF Natural Walnut
3324 QC/FF Dark Mahogany on Walnut
3354 QC/FF Medium Walnut
3364 QC/FF Dark Walnut
3374 QC/FF Medium Mahogany on Walnut
3384 QC/FF Graphite Walnut

Ⓔ = Established

Rift–cut full-fill finish choices
3604 RC/FF Desert Oak
3614 RC/FF Warm Oak
3694 RC/FF Espresso Oak
* To ensure an understanding of the color ranges and characteristic variations of natural veneer, a sign-off sheet is required prior to orders being accepted for this clearcoat finish. The sign-off sheet is available through Steelcase advertising stock. Please use form number 09-0000756 for 3042, form number 05-0001370 for 3222 and 3224.

Premium Veneer

A selection of Premium veneers in this collection are available on most Steelcase brand products. The collection will be available as close to standard leadtimes as possible. However, because adequate supplies of veneer and solids must be secured, all orders will be scheduled individually. Leadtimes will vary based on Premium veneer and Premium solids availability at the time the order is placed. The collection is Graded–In as Wood Group 2 and Wood Group 3, and supported like standard veneers to make ordering easy. Please see the Steelcase surface materials section on *village.steelcase.com* for sample information and product line availability. All premium veneers are in clear–coat.

Quarter–cut open–pore finish choices

Wood Group 2
3032 QC/OP Dark Thin Line Bamboo
3052 QC/OP Ribbon Sapele

Wood Group 3
3832 QC/OP Figured Anegre
3842 QC/OP Figured Makore

Tip: Full-fill finish is not available on Premium veneers as a standard. To ensure an understanding of the color ranges and characteristic variations of natural veneer, a sign-off sheet is required prior to orders being accepted for this clear-coat finish.

The sign-off sheet is available through Steelcase advertising stock. Please use form number 09-0000755 for 3032, form number 09-0000757 for 3052, form number 09-0000758 for 3832, and form number 09-0000759 for 3842.

Select Surfaces

For information on products within Select Surfaces, including accent paints and fabrics from Designtex, Gabriel, Kvadrat, and Pollack, please refer to the *Surface Materials Reference Manual* or visit *steelcase.com/surface-materials* under the Select Surfaces section.

Composite Veneer

Composite veneers are an engineered wood intended to create specific grain patterns and characteristics. They are pre-stained and finished with Steelcase's Clarity water-borne UV topcoat, which protects the environment while providing durability and clarity. Only open-pore finishes are available on composite wood. Composite veneers with natural solid nosings because composite and natural wood grain and color matching are rarely compatible. Composite veneers are Graded-In as Wood Group 1 pricing.

Flat-cut open-pore finish choices
3JDX FC/OP Oak Composite
3JFX FC/OP Maple Composite
3JHX FC/OP Cherry Composite
3JJX FC/OP Walnut Composite

Quarter-cut open-pore finish choices
3F8X QC/OP European Walnut Composite
3GAX QC/OP Gold Teak Composite
3GFX QC/OP Rosewood Composite
3GGX QC/OP Zebrano Composite
3HJX QC/OP Oak Composite
3HVX QC/OP Walnut Composite
3JEX QC/OP Maple Composite
3JGX QC/OP Cherry Composite

Tip: To understand more about composite ordering, lead-times, and pricing, please consult the composite sign-off sheet available through Steelcase advertising stock, form number 14-0000141. A sign-off sheet is required prior to orders being accepted for composite projects.

Natural Veneer
Natural veneer is available in the Select Surfaces offering. Natural veneer may have extended leadtimes. Place your order as you normally would for any other finish, calling out the appropriate finish code. Natural veneers are Graded-In as Wood Group 1 pricing.

The following finishes are available through the natural veneer offering:

Flat-cut open-pore finish choices
35A2 FC/OP Blanch Maple
37A2 FC/OP Thunder Walnut

Quarter-cut open-pore finish choices
32A2 QC/OP Blanch Maple
33A2 QC/OP Thunder Walnut

Rift-cut open-pore finish choices
36A2 RC/OP Volcanic Oak

Planked Veneer
Planked veneer is available in the Select Surfaces offering. Planked veneer may have extended leadtimes. Place your order as you normally would for any other finish, calling out the appropriate finish code.

The following finishes are available through the planked veneer offering:

Wood Group 1
3P61 OP Planked Oak
3P71 OP Planked Walnut

Tip: Known for its uniqueness, planked veneer has intentional and natural variations that include, but are not limited to: character marks, grain pattern, color, and natural color aging.

Custom Surface

Customiz stain is a service that allows you to create your own stain colors and finishes on standard veneer. Customiz stain color is available on all product lines that offer wood veneer.

A $500 stain-matching fee applies on CUSTOMIZ requests (Exception: The $500 fee does not apply on matches to Coalesse standard finishes or for a low-gloss finish request on a standard color). The $500 fee covers the cost of formulating the Customiz color fin-ish and applies regardless of whether or not an order for product is placed.

In addition, an approval form must be signed to indicate customer acceptance of Customiz match. A $1,500 initiation fee will be charged prior to first order entry. This initiation fee activates the finish for unlimited use on any Steelcase product for an 18 month time period. After the 18 month time period has lapsed, the Customiz finish may be reactivated for another 18 months for a $1,000 fee at any point within five years after the $1,500 initiation fee was paid.

If the finish is not reactivated within five years after the $1,500 initiation fee was paid, the finish will be culled and the customer will need to pay the $1,500 initiation fee again. All style number related Customiz charges on products are no cost as of April 2014. The matching and initiation fees are not discountable.

Customiz stain takes 10 days to formulate. Consult the *Surface Materials Reference Manual* for more information. Custom veneers are also available and must be quoted by Steelcase specials group. Customiz stain on custom veneers takes 2 to 4 weeks to formulate.

Requirements and information on ordering a Customiz stain color are found in the Surface Materials Reference Manual.

Ⓔ = Established

Plastic

Applies to:
- Bivi tables and Table Tops
- Bivi Trunk
- Bivi Side Storage

6000 Black
6001 Coffee
6009 Arctic White
6034 Natural Cherry
6036 Medium Cherry
6037 Winter on Maple
6038 Blonde on Maple
6041 Natural Walnut
6045 Medium Mahogany on Walnut Ⓔ
6052 Milk
6053 Seagull
6213 Acacia
6219 Clear Oak
6231 Graphite Walnut
6234 Clear Cherry
6237 Clear Maple
6242 Virginia Walnut
6243 Blackwood
6245 Clear Walnut
6246 Warm Oak Ⓔ
6249 Platinum Solid
6271 Plywood
6527 Merle
6615 Grey V5
6619 Ice
6631 Cream
6635 Dawn Ⓔ
6636 Mist
6654 Sand
6655 Warm White
6676 Marbled Maple
6677 Chocolate Walnut
6678 Marbled Cherry
6689 Brushed Silver
6694 Slate
6695 Midnight
6697 Fog
6698 Fieldstone
6703 Ash Wenge
6704 Storm Wenge
6705 Bisque Wenge
6706 Clay Wenge
6707 Ash Noce
6708 Bisque Noce
6709 Clay Noce
6710 Storm Noce

Select Surfaces

6T02 Fawn Cypress
6T03 Weathered Char
6T04 Saddle Oak
6T05 Veranda Teak
6T06 Persian Cherry
6T07 Walnut Heights

Tip: Light color plastic edges are susceptible to degradation due to normal wear and tear. Staining (e.g., ball point pen or clothing dyes such as blue jeans) and dirt effects are more pronounced in light colors and are not considered defects.

Controlled Receptacle Pad Stamp Power Icon Symbol

Steelcase Surfaces

Controlled receptacle pad stamp power icon symbol ink color defaults based on the plastic selection.

Cabinet paint:	Default Ink:
6000 Black	White
6009 Arctic White	Black
6249 Platinum Solid	Black
6257 Merle	White
6651 Tungsten	Black
6652 Titanium	Black
6654 Sand	Black
6697 Fog	Black
6B03 Red	Black

Tour Workspace

Statement of Line 116

Product Details

Counter and Countertop Facts 117
Electrical Facts 118
Worksurface-Height Power and Communication Accessories Facts 126
Bench Component Facts 128
Worksurface and Shelf Facts 129
Worksurface Supports Facts 130
Screen and Screen Connector Facts 132
Freestanding Screen Stability Rules 135
HV Cabinet Facts 136
Bookcase Facts 137
My File Facts 138
Pile File Facts 139

Specifying

Counters and Countertops 140
Electrical Components 142
Worksurface-Height Power and Communication Accessories 150
Bench Components 155
SOTO Tour Rails 156
Worksurfaces 157
Worksurface Supports 162
Shelves 165
Modesty Panels 166
Screens and Screen Connectors 167
HV Cabinets 169
Bookcases 171
My File 172
Pile File 174
Magnetic Markerboards and Tackboards 175
Task Lights 176
SOTO 177

Surface Materials 178

Statement of Line

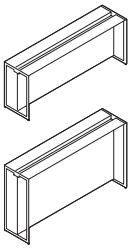

Counters
Understanding
▶ Page 117
Specifying
▶ Page 140

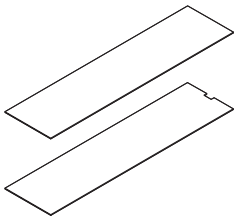

Countertops
Understanding
▶ Page 117
Specifying
▶ Page 141

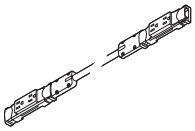

Electrical Components
Understanding
▶ Page 118
Specifying
▶ Pages 142–149

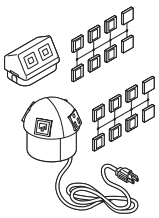

Power and Communication Accessories
Understanding
▶ Page 127
Specifying
▶ Pages 150–154

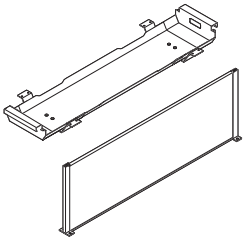

Bench Trough and Screen
Understanding
▶ Page 128
Specifying
▶ Page 155

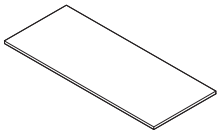

Straight Worksurfaces
Understanding
▶ Page 129
Specifying
▶ Page 157

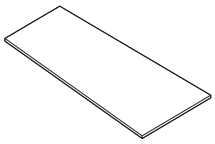

Tapered Worksurfaces
Understanding
▶ Page 129
Specifying
▶ Page 158

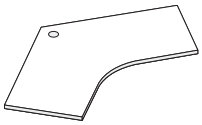

120° Corner Worksurfaces
Understanding
▶ Page 129
Specifying
▶ Page 159

Round Worksurfaces
Understanding
▶ Page 129
Specifying
▶ Page 160

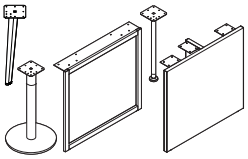

Worksurface Supports
Understanding
▶ Page 130
Specifying
▶ Pages 162–164

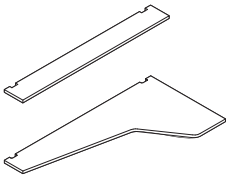

Shelves
Understanding
▶ Page 129
Specifying
▶ Page 165

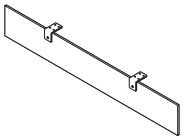

Modesty Panels
▶ Page 166

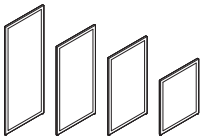

Screens and Screen Connectors
Understanding
▶ Page 132
Specifying
▶ Pages 167–168

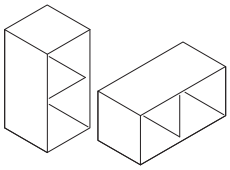

HV Cabinet
Understanding
▶ Page 136
Specifying
▶ Pages 169–170

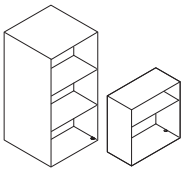

Bookcases
Understanding
▶ Page 137
Specifying
▶ Page 171

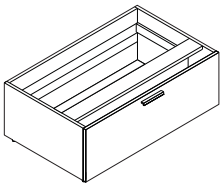

My File
Understanding
▶ Page 138
Specifying
▶ Pages 172–173

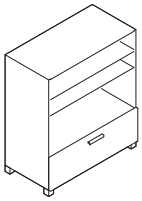

Pile File
Understanding
▶ Page 139
Specifying
▶ Page 174

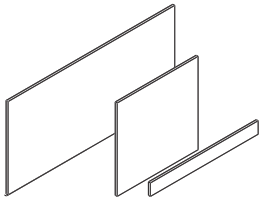

Magnetic Markerboards and Tackboards
Understanding
▶ Page 128
Specifying
▶ Page 175

Counter and Countertop Facts

▶Specifying, pages 140–141

Counters are constructed with a painted steel horizontal component and clear anodized aluminum end supports. Counters are 30"H or 42"H x 18"D x 72"W. A laminate infill on the Counter centerline provides stability and can be optioned in painted steel. Counters ship knocked down in five pieces.

Laminate Countertops provide a finished appearance to the top of the Counter. Countertops are not necessary where a HV cabinet is used. Countertops are available in four sizes, 18"D x 18"W, 36"W, 54"W, or 72"W. Countertops are also available with a notch that facilitates access to data components.

Directional laminate runs horizontal on the Counter center infill, and runs vertical on the optional frame support infills.

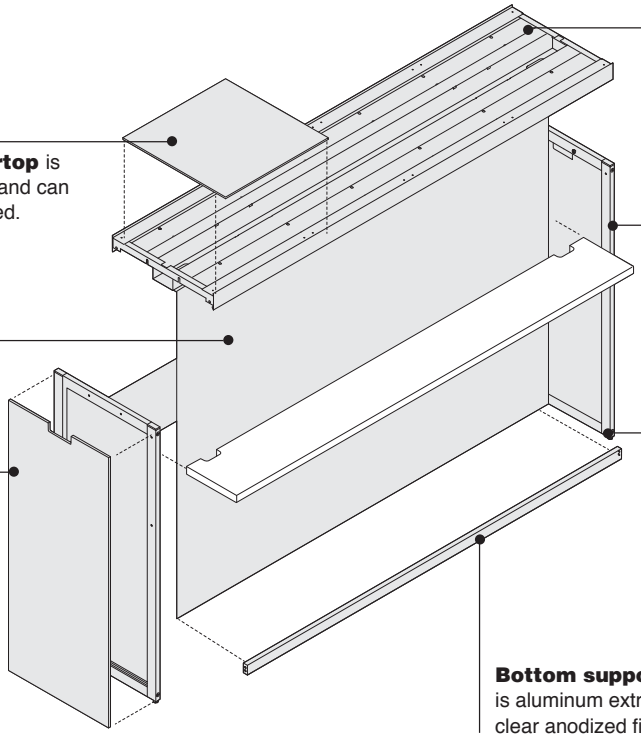

Countertop tray is painted steel. Power runs down the center of the tray. 3" front accepts magnets while the recess underneath accepts lights. HV cabinets, bookcases, and countertops fit in the Counter tray.

Countertop is laminate and can be notched.

End support is aluminum extrusion in clear anodized finish only.

Center infill is laminate or steel.

Leveling glides adjust ½" to accommodate uneven floors.
Tip: Extended glides are available through Service Parts.

Laminate infills are available as an option for frame support. All laminate infills are available in Low-Pressure Laminate only.

Bottom support bar is aluminum extrusion in clear anodized finish only.

Recess underneath the Counter can accommodate an under-shelf task light.

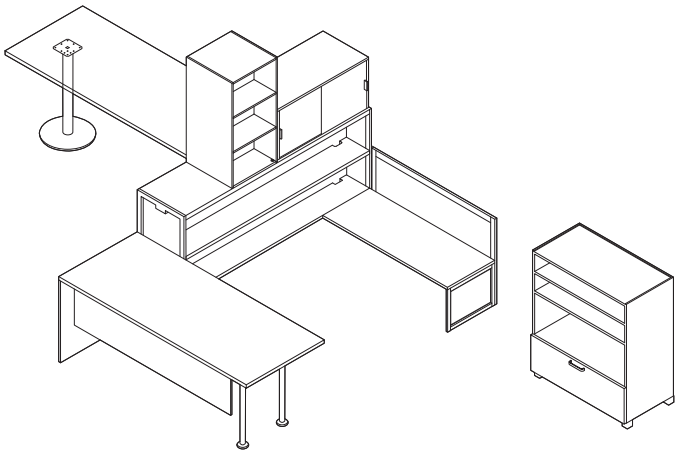

Electrical Facts

Powerways

▶Specifying, page 142

Multiple circuits can be utilized depending on which building circuit is accessed.

A two- or four-circuit powerway is available for field installation.

Each powerway comes with two duplex outlets that are accessible from underneath the top of Counter.

All powerways and base power-ins are PVC-free.

Base power-in can connect to either end of any powerway, including a Counter in the middle of a run of connected Counters.

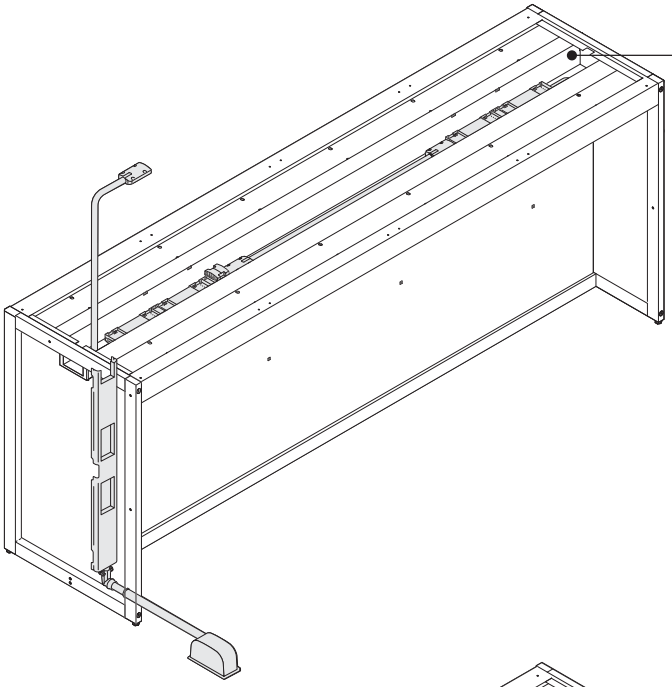

Data cords can be managed in the top of the Counter which holds a quantity of 42 CAT5e or 32 CAT6 cables.

A hard-wired base power-in provides traditional access to the building power source. This can be used for either two- or four-circuit powerways.

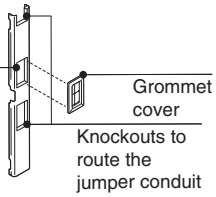

There are three knock-outs in the 30" and 42" vertical wire managers, style numbers TSTECC30 and TSTEC42. The first and third are available to route Tour power jumpers when used and the second is standard Decora-size to fit data ports.

A quantity of 24 CAT5e or 18 CAT6 cables can be managed down the vertical wire manager.

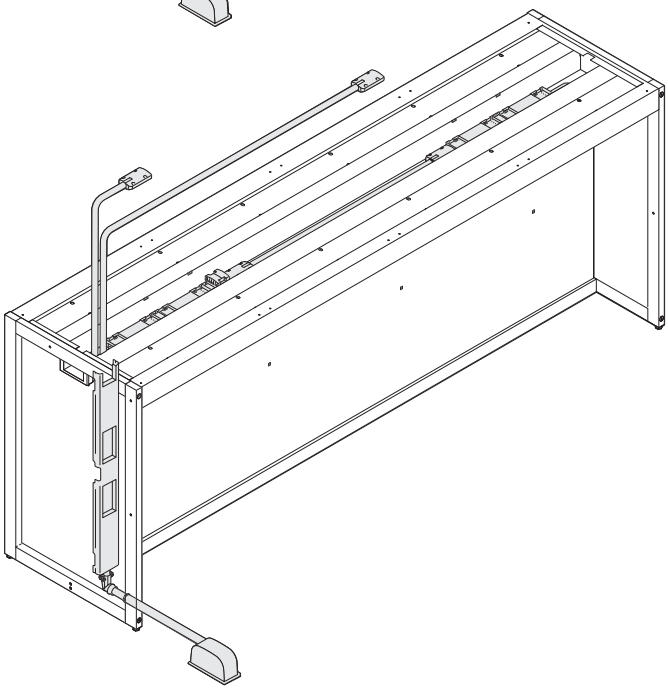

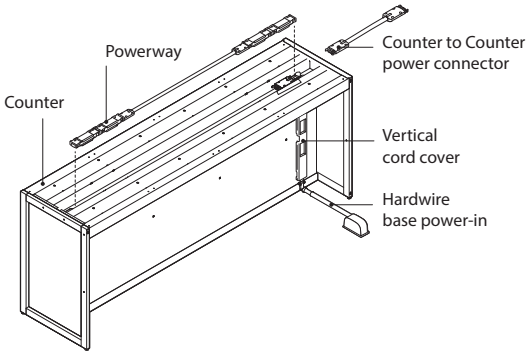

Two-circuit Solution



Notes:

1. One base power-in option
   - Two-circuit hardwired base power-in (TSTEPBT2)
2. Two-circuit powerway (TSTEP272) is field-installed only
3. Counter-to-Counter power connector (TSTEPC2C) is a two-circuit connector
4. Base power-in can be installed on any Counter - at middle or end-of-run
5. Maximum run is six Counters (twelve users)

Four-circuit Solution

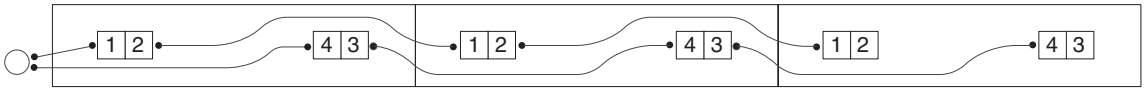

Notes:

1. One base power-in option
   - Four-circuit hardwired base power-in (TSTEPBT4)
2. Four-circuit powerway (TSTEP472) is field-installed only, and includes a Line 1 and Line 2 receptacle, and a Line 3 and Line 4 receptacle.
3. Counter-to-Counter power connector (TSTEPC2C4) is a four-circuit connector.
4. Base power-in can be installed on any Counter - at middle or end-of-run
5. Maximum run is thirteen Counters (twenty-six users)

Electrical Facts

Counter-to-Counter Connectors

Counters must be connected with enclosed attachment brackets.

Counter-to-Counter connectors are available to route power (2-circuit or 4-circuit) from one Counter to another by using a modular connection, also known as an H-block.

▶Specifying, page 144

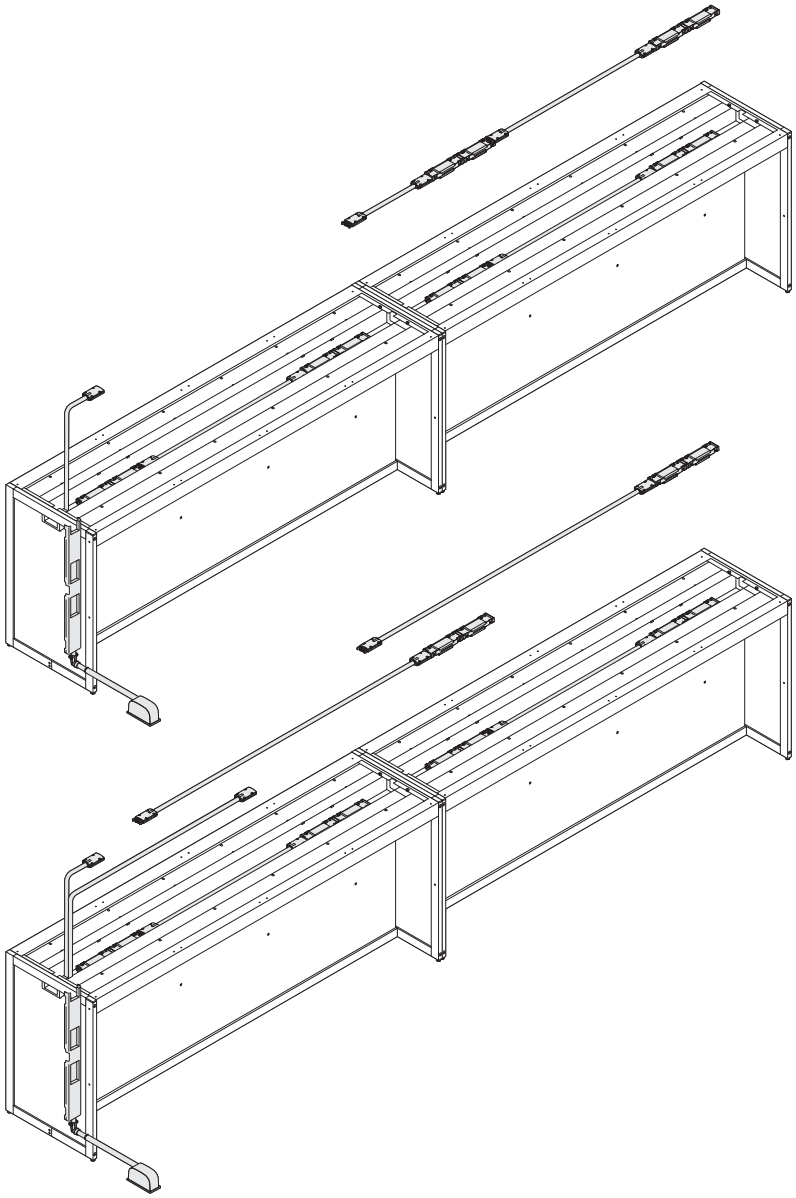

Data can be routed from Counter-to-Counter, and vertically through the vertical cord manager.

A hardwired base power-in provides traditional access to the building power source. This can be used for either two- or four-circuit powerways.

San Francisco base power-ins have a 72" conduit outside of Counter.

Electrical Facts

Counter-to-Counter Power Jumpers

Power jumpers move power from one Counter to the next Counter when they are separated by a worksurface(s).

Power jumpers are used as an alternative solution to a separate base power-in per Counter when raised flooring to access power is not available, or not desirable.
Tip: Power jumpers are the same as power harnesses.

Power Jumper Rules

The following applies to all applications of power jumping:

1. Counters and worksurfaces must be mechanically attached – the worksurfaces must be attached to either a Counter, a shelf, or Counter end frame. If multiple worksurfaces are used between Counters they must also be connected to each other with tie plates.

2. Jumpers must be secured to the worksurface - this is accomplished in two ways:
   a. Connect jumper every 12" with provided fasteners.
   b. Encasing jumper in provided horizontal wire manager, which is required, if jumper is routed within 18" of an exposed user edge.

3. In-line jumpers: 2' minimum, and 4' maximum between Counters. Side-by-side and benching jumpers: 4' minimum, and 10' maximum between Counters.

▶Specifying, pages 146-149

There are three types of power "jumpers" depending on your configuration:

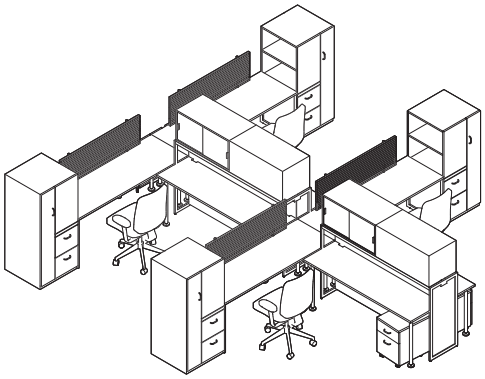

In-line jumper—two Counters in-line with a worksurface(s) between them, (2' min - 4' max between Counters).

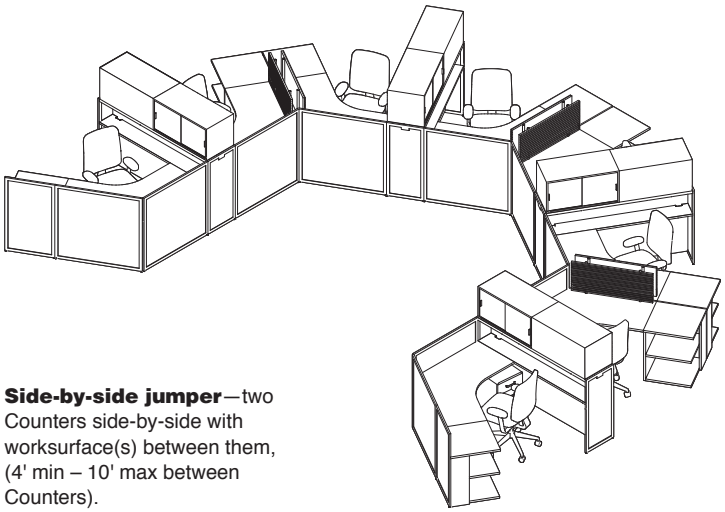

Side-by-side jumper—two Counters side-by-side with worksurface(s) between them, (4' min – 10' max between Counters).

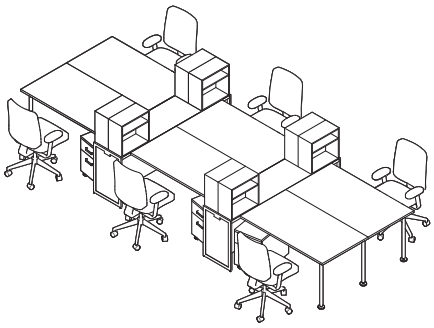

Benching jumper—two Counters with benching worksurfaces between them, (4' min – 10' max between Counters).

Electrical Facts

Specifying Power Jumpers

The style number of the jumper is determined by four pieces of information:

1. Type of jumper: in-line, side-by-side, or benching.

2. Which power system is selected 2- or 4-circuit.

3. If worksurfaces are at the same height or different height than the Counter (change of height).

   Determine the answer to the above three questions and select appropriate “routing inches” provided for you in the matrix.

4. Length of worksurface(s) - measure the length of the worksurface or worksurfaces being used between the two Counters. This includes shelf inches that are outside the footprint of the Counter. Example: A 21" shelf would add 12" to the worksurface length.

The jumper style number length will equal number of routing inches plus the length of your worksurface(s).

Style number required = number of routing inches + number worksurface inches

Note: If style number length is not available round up to the next length of jumper.

Example 1:
1. In-line jumper
2. 2-circuit power
3. worksurface/Counter same height
4. one 24" wide worksurface
   Style number = routing inches (see matrix) + worksurfaces inches
   45" + 24" = 69"
   Jumper style number = TSTEP2C069

Example 2:
1. Side-by-side jumper
2. 4-circuit power
3. worksurface/Counter different heights
4. two 36" wide worksurfaces
   Style number = routing inches (see matrix) + worksurfaces inches
   108" + 72" = 180"
   Jumper style number = TSTEP4C180

Example 3:
1. Benching jumper
2. 4-circuit power
3. worksurface/Counter different heights
4. one 72" wide worksurface
   Style number = routing inches (see matrix) + worksurfaces inches
   135" + 72" = 207"
   Jumper style number = TSTEP4C207

Routing Inches Matrix

	In-Line Jumper	Side-by-Side Jumper	Benching Jumper
2-circuit power Same height (worksurface and Counter at the same height)	45"	57"	83"
2-circuit power One change-of-height (worksurface same height as one Counter, different height than second Counter)	56"	69"	95"
2-circuit power Two change-of-height (worksurface at different height than both Counters)	67"	81"	107"
4-circuit power Same height (worksurface and Counter at the same height)	71"	84"	110"
4-circuit power worksurface One change-of-height (worksurface same height as one Counter, different height than second Counter)	83"	96"	123"
4-circuit power Different Two change-of-height (worksurface at different height than both Counters)	95"	108"	135"

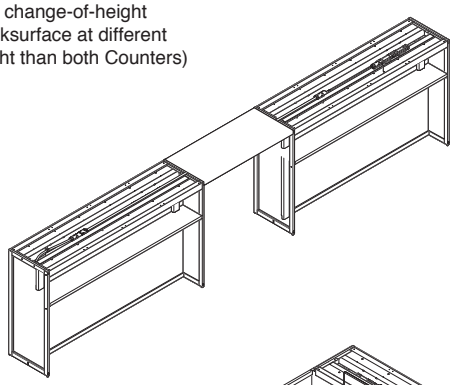

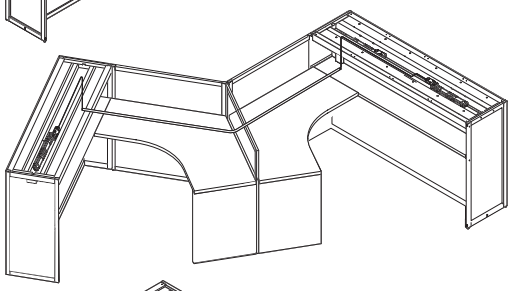

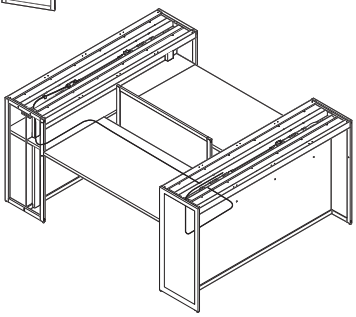

Electrical Facts

In-Line Jumpers

Multiple surfaces can be used as long as they do not exceed the 4' width max between Counters.

Open Counter end frames (no end fills) required when power is passing from Counter to Counter.

If end fills are specified field-installed grommet cut-outs will be required to use power jumpers.

Counter end frames on the outside Counters can have end fills.

▶Specifying, pages 146-149

Standard Rules

1. Counters and worksurfaces must be connected
2. Jumpers must be secured
3. In-line jumpers: 2' minimum, and 4' maximum between Counters

Side-by-side and benching jumpers: 4' minimum, and 10' maximum between Counters.

C-clamps and Horizontal Cord Managers (TSTECM) are included with power jumpers for installation.

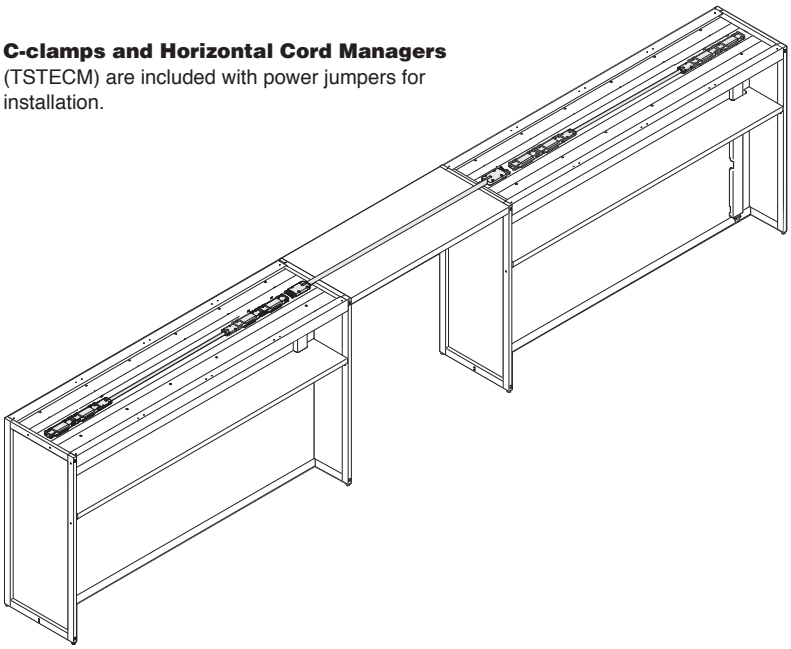

If Counters at the same height of the worksurface the power is routed through the Counter end cap, underneath the worksurface, and through the adjacent Counter end cap.

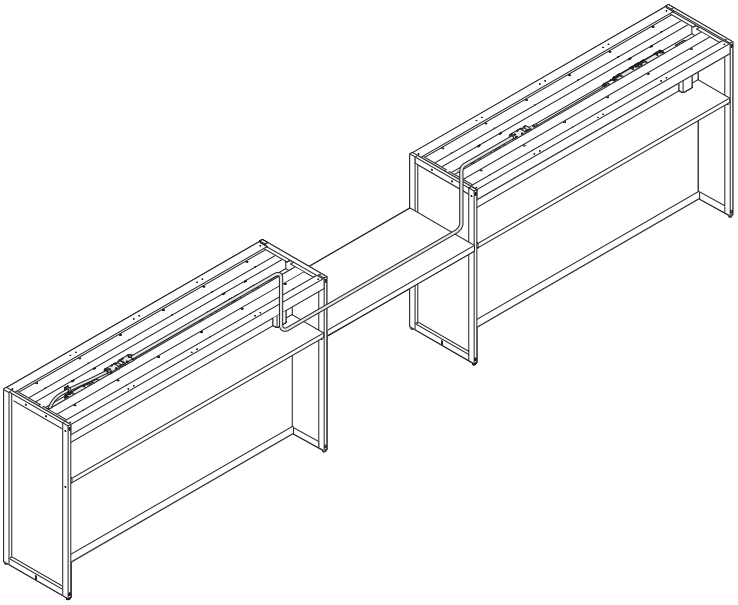

If Counters at different height than the worksurface the power is routed down the vertical wire manager, underneath the worksurface, and back up to the next Counters' vertical wire manager.

Steelcase
August 2017

Electrical Facts

Side-by-Side Jumpers

Power is routed 4" from the back edge of the worksurface to position jumper away from the user.

Multiple surfaces can be used as long as they do not exceed the 10' width max between Counters.

If screens are used between worksurfaces field installed grommets will be required to use power jumpers.

▶Specifying, pages 146-149

Standard Rules

1. Counters and worksurfaces must be connected
2. Jumpers must be secured
3. In-line jumpers: 2' minimum, and 4' maximum between Counters

Side-by-side and benching jumpers: 4' minimum, and 10' maximum between Counter.

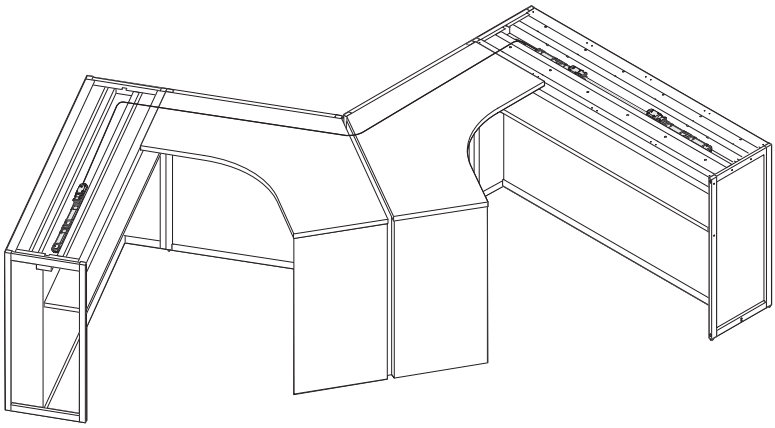

Counters at the same height of the worksurface, power is routed out the vertical wire manager, underneath the worksurface, and back in the next Counters' vertical wire manager.

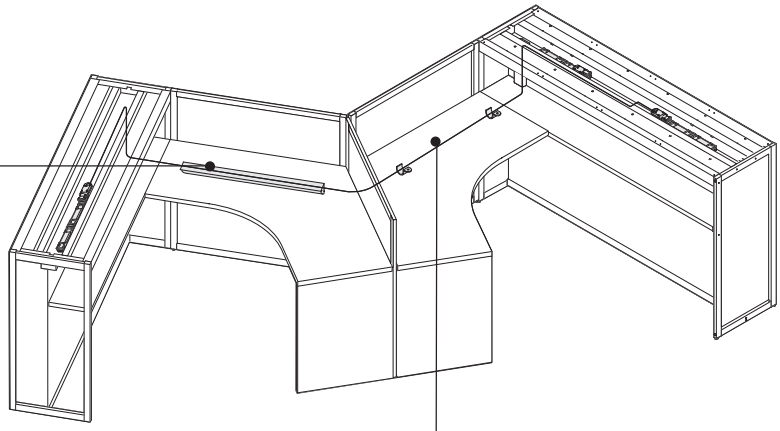

Counters at different height than the worksurface, power is routed out the vertical wire manager, underneath the worksurface, and back in the next Counters' vertical wire manager.

C-clamps and Horizontal Cord Managers (TSTECM) are included with power jumpers for installation.

Electrical Facts

Benching Jumpers

Power is routed 4" from the back edge of the worksurface to position jumper away from the user.

Benching jumpers are called out separately because they require additional jumper length in order to position the jumper a minimum 18" away from the user side.

Multiple surfaces can be used as long as they do not exceed the 10' width max between Counters.

▶Specifying, pages 146-149

Standard Rules

1. Counters and worksurfaces must be connected
2. Jumpers must be secured
3. In-line jumpers: 2' minimum, and 4' maximum between Counters

Side-by-side and benching jumpers: 4' minimum, and 10' maximum between Counter.

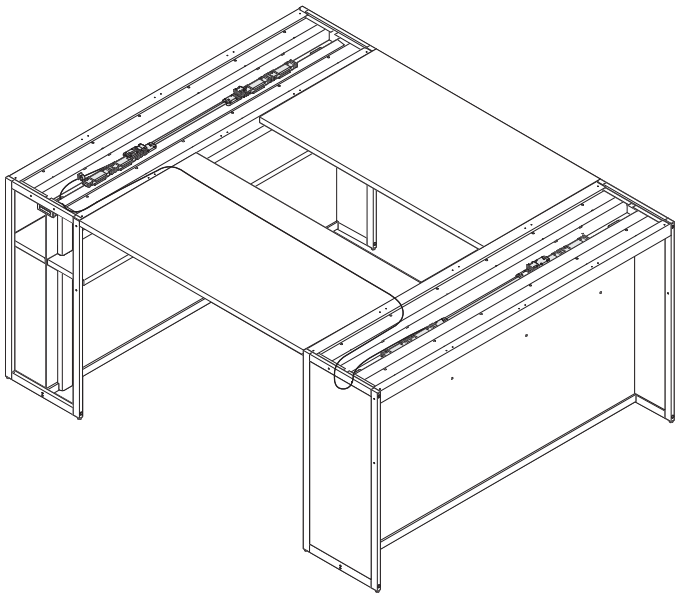

Counters at the same height of the worksurface, power is routed down the vertical wire manager, underneath the worksurface, and back up to the next Counters' vertical wire manager.

C-clamps and Horizontal Cord Managers (TSTECM) are included with power jumpers for installation.

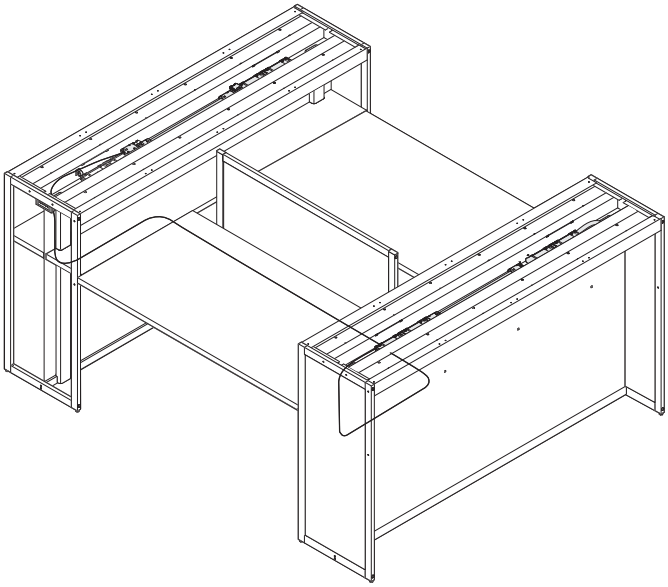

Counters at different height than the worksurface, power is routed down the vertical wire manager, underneath the worksurface, and back up to the next Counters' vertical wire manager.

Worksurface-Height Power and Communication Accessories Facts

Power and data accessories can mount at any location on worksurfaces and shelves.

Worksurface mounted accessories simply clamp onto worksurfaces.

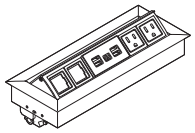

Grommets for retractable power (TSTERPDWR) are field installed.
▶Page 153

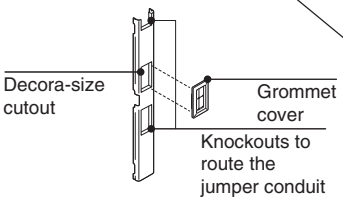

Vertical Cord Cover (TSTECC30, TSTECC42) comes in two height 30" and 42", and is used to conceal and route cables vertically. Data ports can be installed in the Vertical Cord Cover and sits proud. Vertical Cord Cover Grommet (TSTEGC) for data/power cable routing.

Note: Communication voice/data jacks are customer provided: The manufacturer of the communication port in the Vertical Cord Cover picture is HellermannTyton style number's: FPFURN3 – FW (furniture white), FPFURN3 – BLK (black).

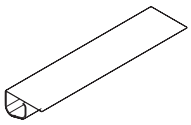

Horizontal Cord Manager (TSTECM) is available in a standard 52" length, and is field installed. The cord manager is cut to size during field installation. Used to conceal and route cables underneath the worksurface.
▶Page 151

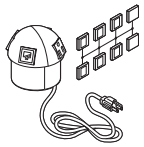

Worksurface-mounted power and communication sphere (TSTERPDWD) is field installed for all worksurfaces except 120° worksurfaces.
▶Page 151

Worksurface-Height Power and Communication Accessories Facts

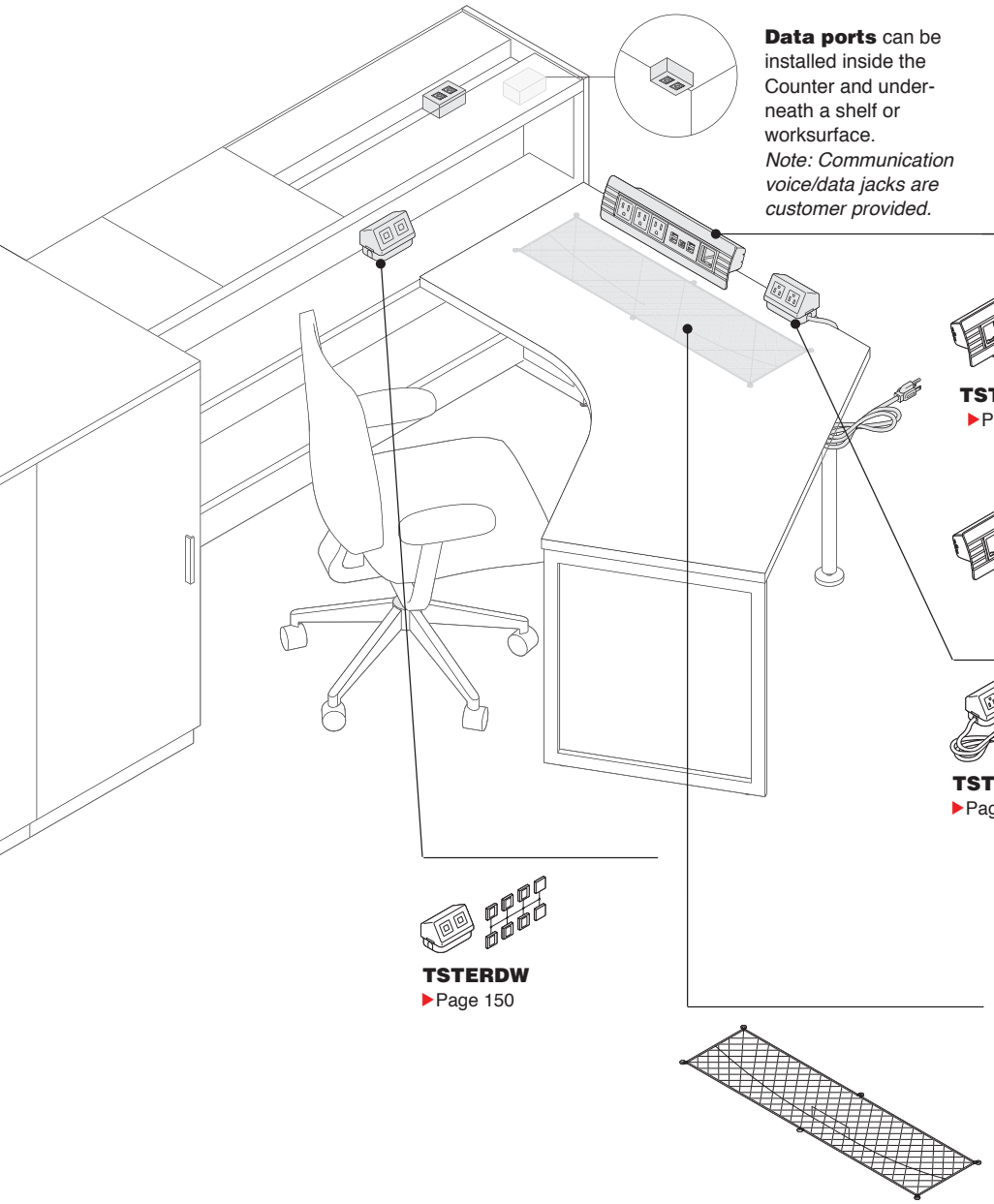

Data ports can be installed inside the Counter and underneath a shelf or worksurface.
Note: Communication voice/data jacks are customer provided.

Tour clamp-on accessories work on surfaces ¾" to 1¼" thick. They do not work on surfaces over 1¼" thick.

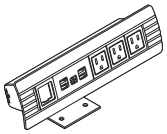

TSTECLAMP
▶Page 152

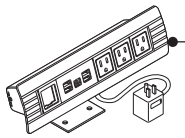

A surger power block will be used instead of a standard 3-prong, when ordering three or more power receptacles.



TSTERPW
▶Page 150

TSTERDW
▶Page 150

Elastic mesh cable bag (TSTECB) keeps cords secure while providing easy access points.
▶Page 152

Steelcase
August 2017

Bench Component Facts

Tour benching products consist of a Bench Trough and Screen. The Trough has functional dimensions of 4⅜"D x 10½"W x 60-72"L providing ample space to store and manage cables. The open design allows for quick connect/disconnect access.

▶Specifying, page 155

Bench Screen is painted steel and attaches to the center of the Bench Trough. It accepts magnetic accessories such as the magnetic tackboards and markerboards.

The worksurfaces overhang the Bench Trough for clamp on accessories. There are also four cut-outs in the trough to provide additional space for clamp on accessories.

Bench Trough is painted steel and telescopes from 60" to 72" to accommodate different worksurface lengths. When used with two 30" deep worksurfaces the overall depth of worksurface and trough will be 70" to match the Counter shelf length. When used with two 24" deep worksurface the overall depth of the worksurface and trough will be inset 6" on both sides of the shelf.

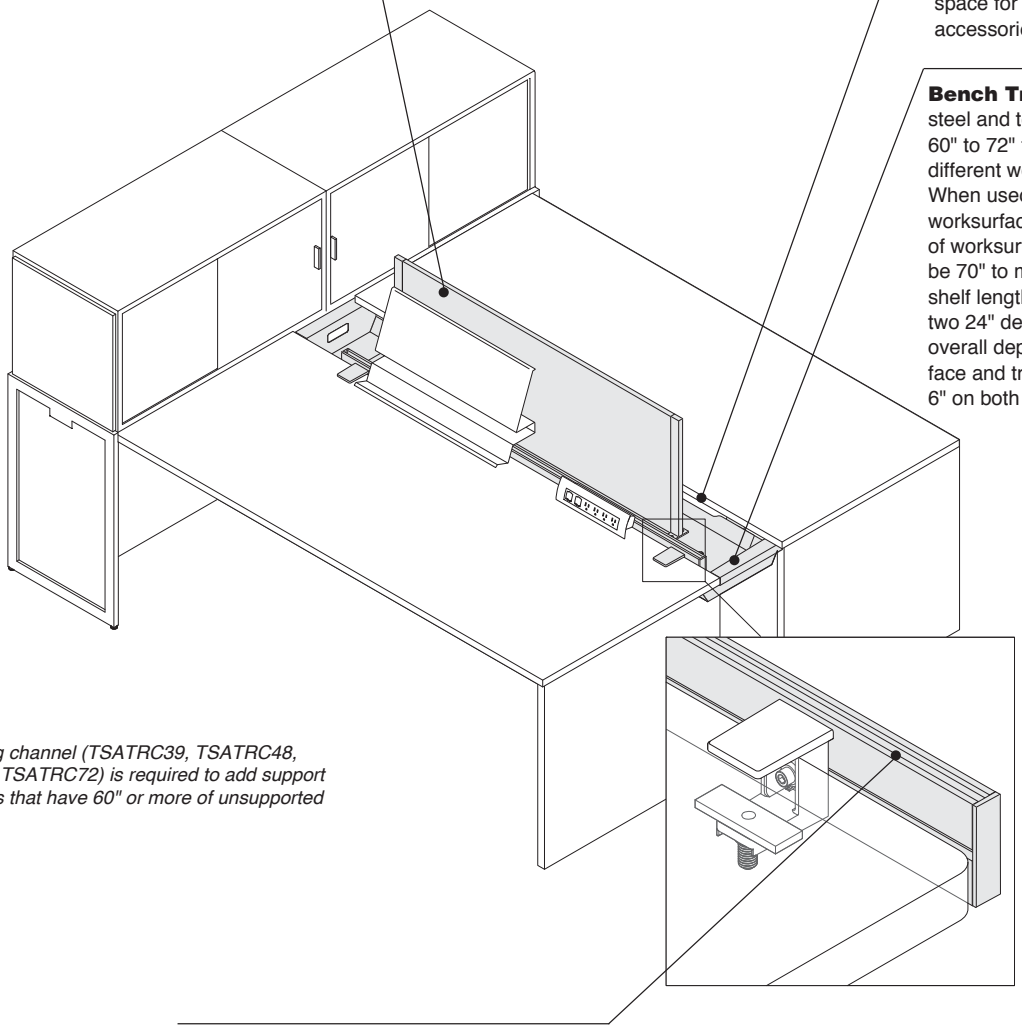

Tip: Reinforcing channel (TSATRC39, TSATRC48, TSATRC57, or TSATRC72) is required to add support to worksurfaces that have 60" or more of unsupported kneespace.

Tour SOTO rail has attachment hole locations that line up with Bench Trough cut-outs.

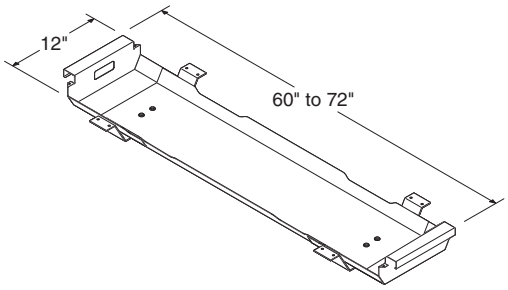

Worksurface and Shelf Facts

Worksurface has a wood core with plastic edge band. Low-Pressure Laminates (LPL) and High-Pressure Laminates (HPL) are available. Plastic edge band color is selectable. Because the actual thickness of LPL, HPL, and wood veneer worksurfaces are slightly different, it is recommended that only worksurfaces of the same type are specified in a single application. In addition, there may be a sheen or texture difference when using LPL or HPL in adjacent applications.

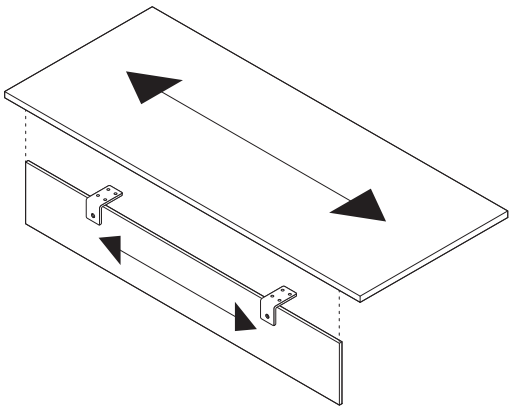

Shelves are available in rectangular or extended corner shapes. Shelves can be mounted to one or both sides of the Counters at coffee table height (on 30"H Counter) or at worksurface height and coffee table height (on 42"H Counter). Counters do not require Counter-balancing if shelves are on one side only.

Tour is available in a variety of worksurface and shelf shapes. Directional laminate grain direction is shown.

Shelves can be placed at any height on the Counter. *Note: Holes are pre-drilled at specific heights. When planning to have a worksurface attached, be sure to place the shelf at a height that can be accommodated by a worksurface support. Height-adjustable post legs and the adjustable round table bases allow for some flexibility.

▶Specifying, pages 157-160, 165

User's edge profile is plastic with a 3 mm radius. Back edge and edge that joins to adjacent worksurface is 1 mm.

All shelves have a cutout for vertical cord manager.

21"D and 33"D rectangular shelves and corner shelf require additional support of a post leg or end support.
Note: 21"D shelf provides 12" of worksurface space beyond the Counter, the 33"D shelf provides 24".

Tip: Reinforcing channel (TSATRC39, TSATRC48, TSATRC57, or TSATRC72) is required to add support to worksurfaces that have 60" or more of unsupported kneespace.

Palletizing streamlines unloading and staging of worksurfaces. Identical worksurfaces ordered on the same line item are packed on pallets containing 10–20 worksurfaces. Remaining worksurfaces are packed individually in cartons. If palletizing is not desired, order in quantities of nine or less per line item. For maximum unload efficiency, utilize pallet handling equipment at job site whenever possible.

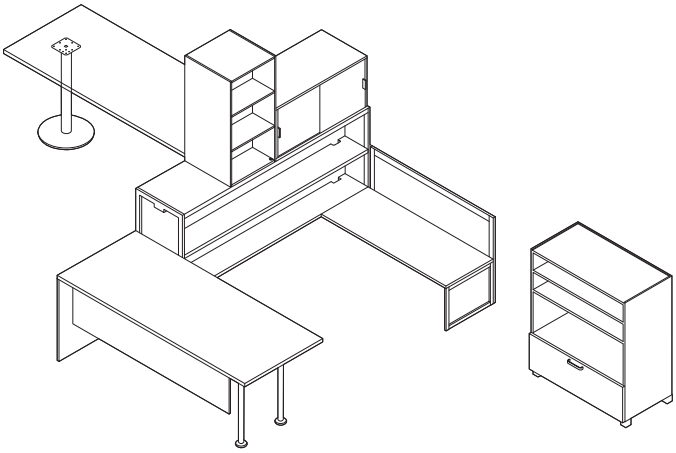

21"D and 33"D shelves extend 12" and 24" respectively outside the footprint of a Counter. When a worksurface is attached to a shelf in a return configuration, the workstation can be wrapped in screens as a 6" module is maintained.
Tip: These shelves require additional support such as a post leg or an end panel support.

Worksurface Supports Facts

Supports are ordered separately and installed in the field.

Mounting hardware is included with each type of support.

Recommended worksurface supports for some specific applications are shown below.

Frame worksurface support cannot support both ends of a freestanding worksurface. Frame worksurface support has leveling glides. Use a laminate worksurface support, two post legs, or a round table base on one end.

▶Specifying, pages 162-164

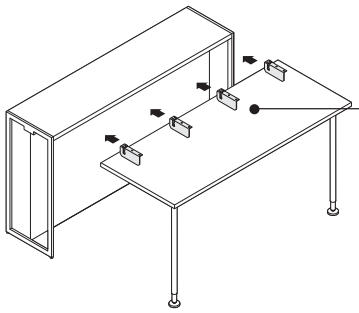

If worksurface is attached directly to the top of Counter in a parallel application, two sets of Counter-to-worksurface tie plates are required.

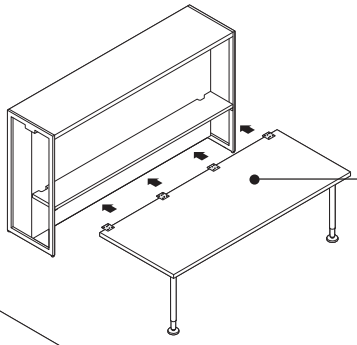

If worksurface is attached to a shelf in a parallel application, two sets of shelf-to-worksurface tie plates are required.

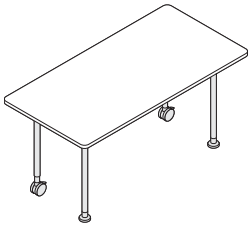

Table legs can be ordered individually to create a combination of two legs with levelers and two legs with casters.

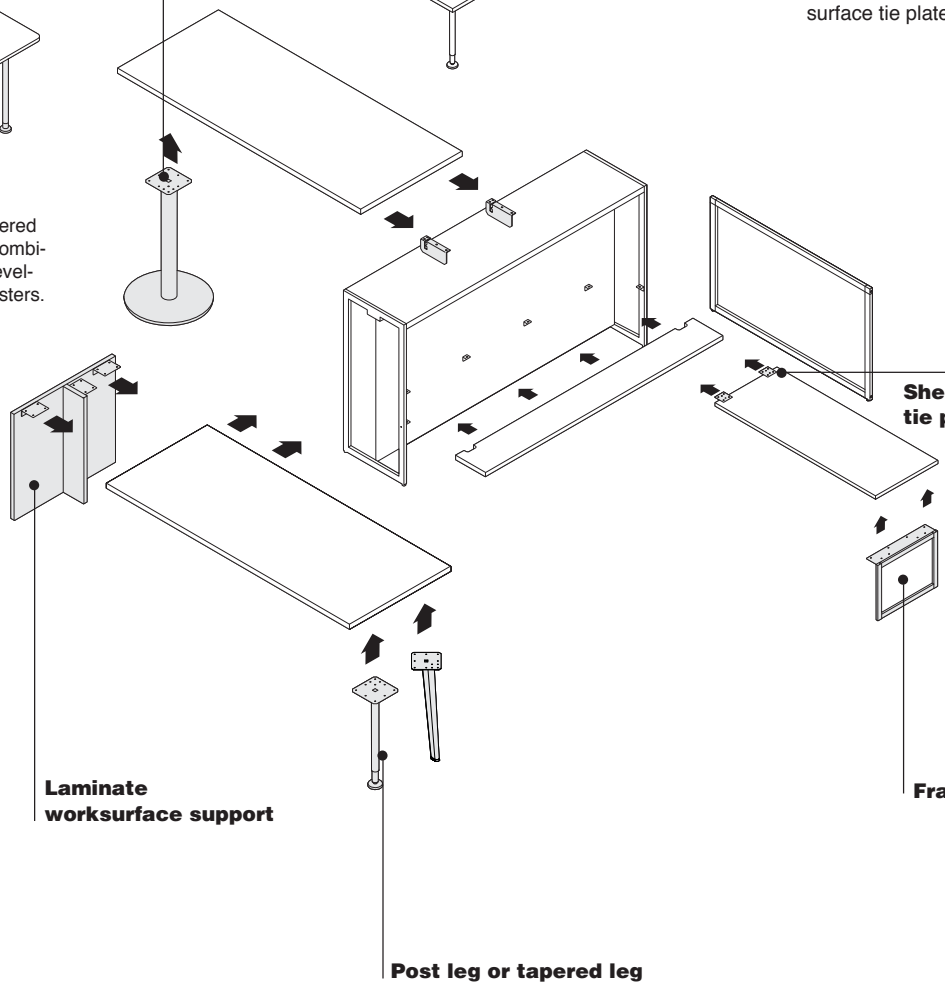

▶Specifying, pages 162–164

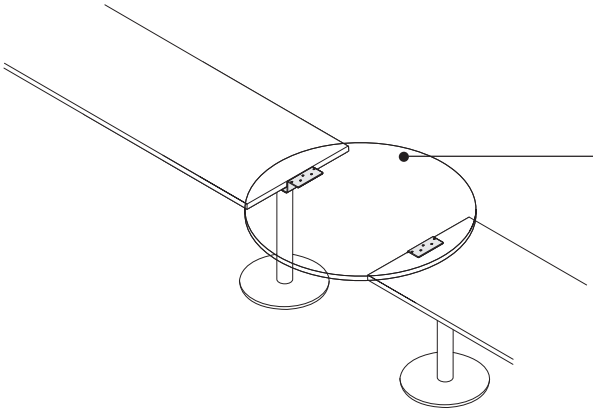

Floating round worksurface support is approved to work with 30" and 36" diameter worksurfaces. Round worksurfaces can overlap a tapered or straight worksurface by 2" minimum to 8" maximum.

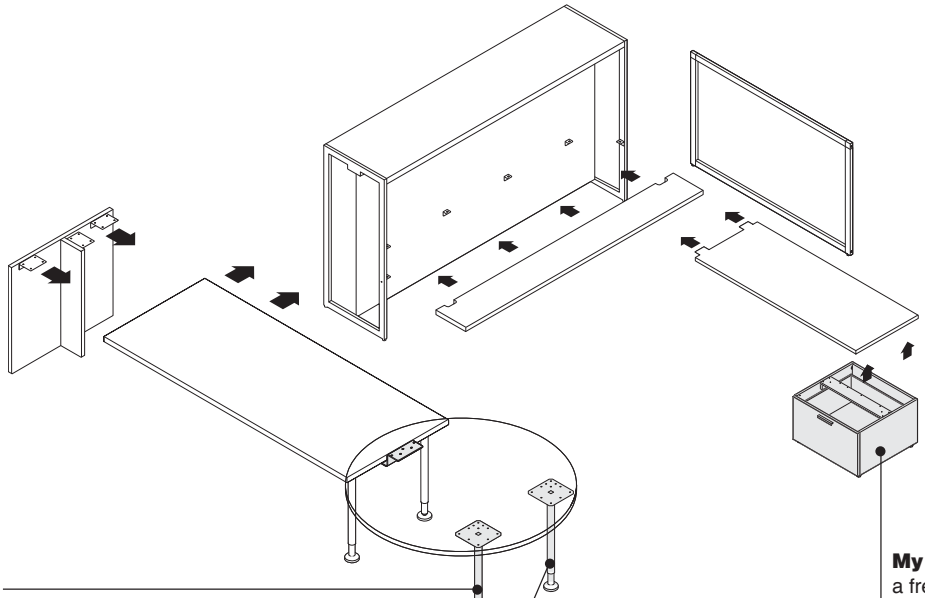

When only one side of a floating round worksurface is overlapping, additional support is required, such as two adjustable post legs or a Tour round table base.

Adjustable-height post legs are recommended to offset the 1" taller worksurface height.

My File cannot be used in a freestanding configuration. My File must be used at the opposite end of a worksurface attached to a Counter shelf.

Screen and Screen Connector Facts

Screens are constructed with a clear anodized aluminum frame with a laminate infill.

▶Specifying, pages 167–168

Screens can be connected inline, 120º screen application with two or three screens, or in L-, or T-configurations to other screens or to Counter end supports. Connection hardware is ordered separately.

Screens are non-load bearing.

Screen connection hardware require a T27 TOR X driver bit.

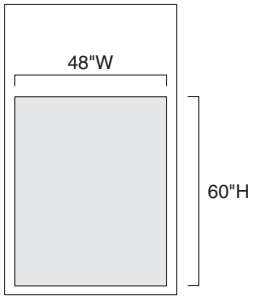

Tour screens are not available in widths larger than 48". The laminate infill used in the construction of screens are only available in 4' x 8' sheets. Directional laminates will run vertically on all sizes of Tour screens.

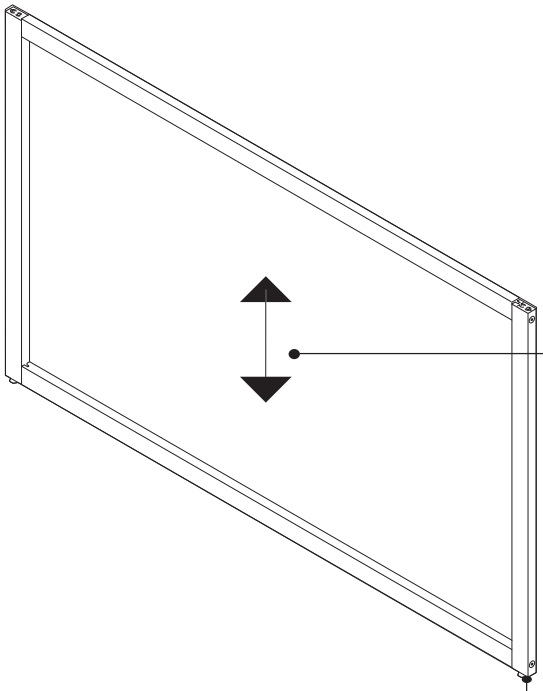

Directional laminate is vertical on screen infills.

Leveling glides adjust ½" to accommodate uneven floors.

Nominal Screen Height	Actual Screen Height
30"H	28.55"H
42"H	41.68"H
48"H	48.58"H
60"H	58.98"H

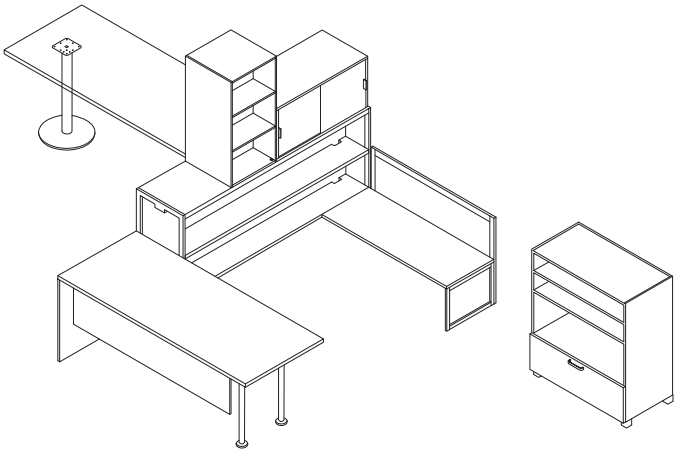

Screen connectors are steel components that facilitate the attachment of screens in different configurations. Brackets are ordered separately.

▶Specifying, pages 167–168

Two-way same height (Inline or L-configuration, TSTPBSH2)

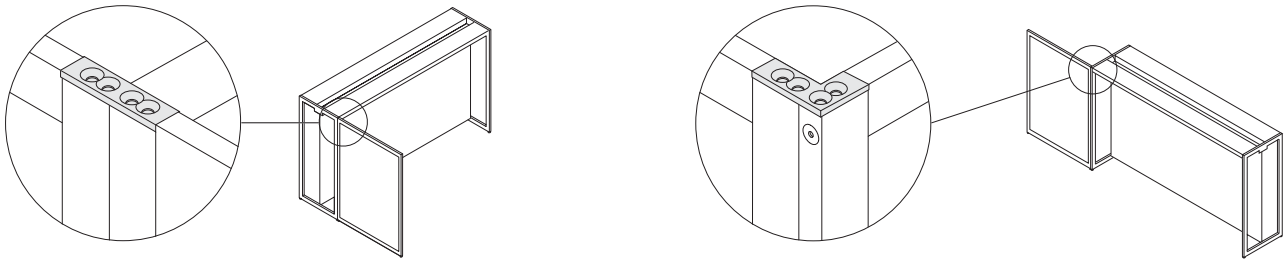

Three-way same height (T-configuration, TSTPBSH3)

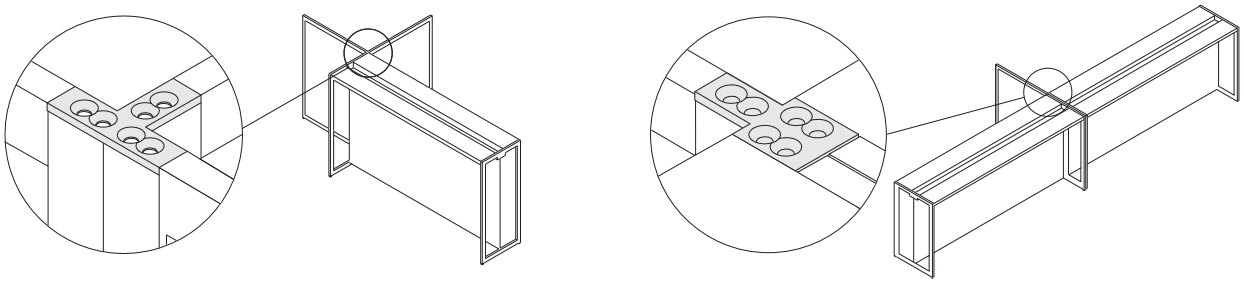

Two-way change-of-height (Inline or L-configuration, TSTPBCOH2)

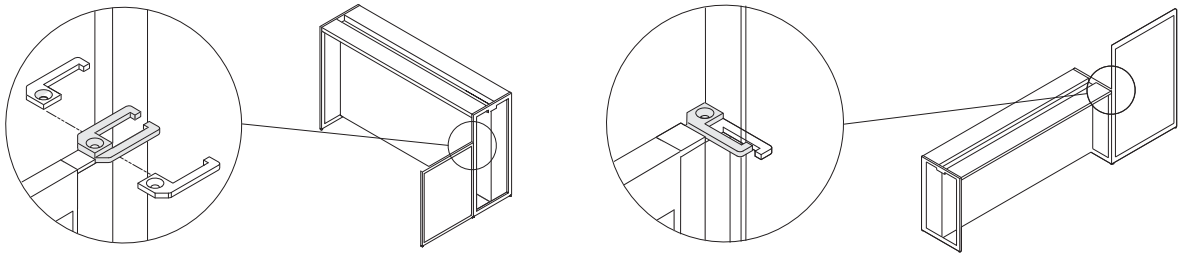

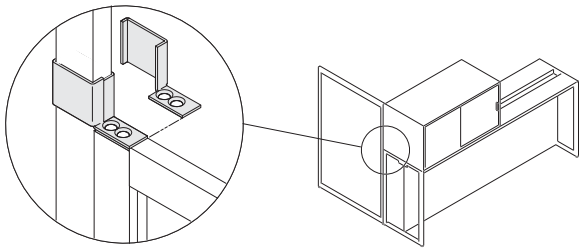

▶Specifying, pages 167–168

Three-way change-of-height (T-configuration, TSTPBCOH3)

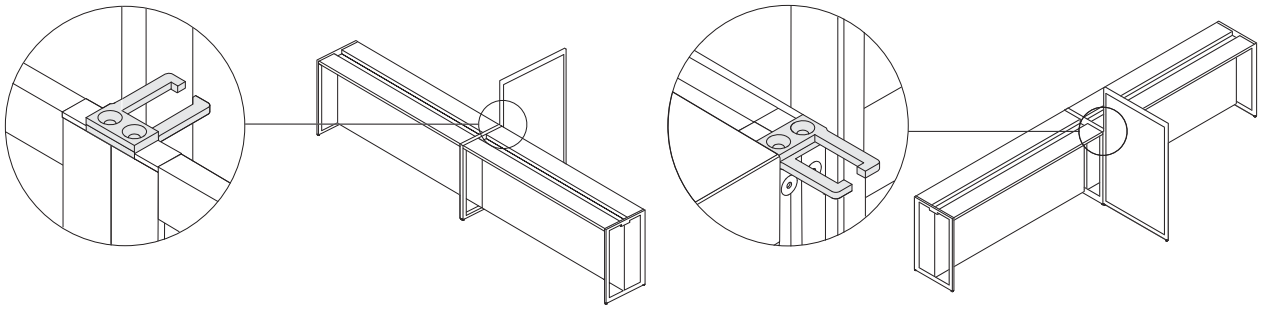

Two-way same height (120° configuration, TSTPB120)

* Two-way 120° brackets can only be used when both screens are at the same height.

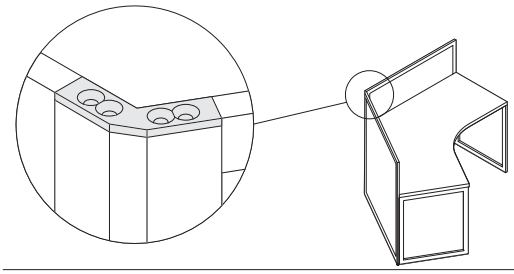

Three-way same height (120° configuration, TSTPB120Y)

* Three-way 120° brackets can only be used when all screens are at the same height.

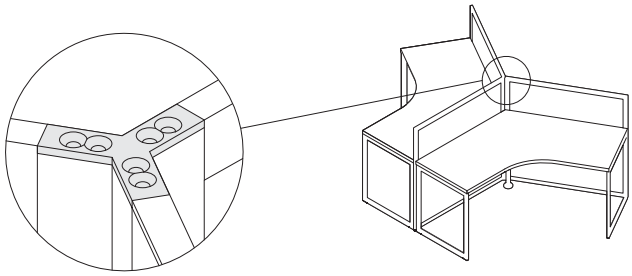

Worksurface-to-screen (TSTPBWT)

* Worksurface-to-screen tie draws the screen tighter to the worksurface when at the end of a configuration.

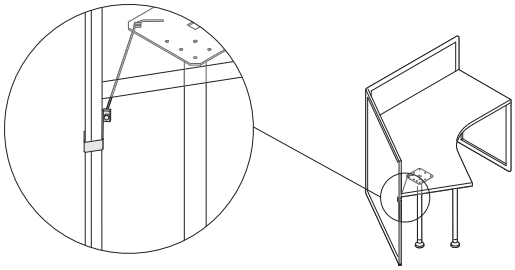

Freestanding Screen Stability Rules

▶Specifying, pages 167–168

U-configuration with two screens

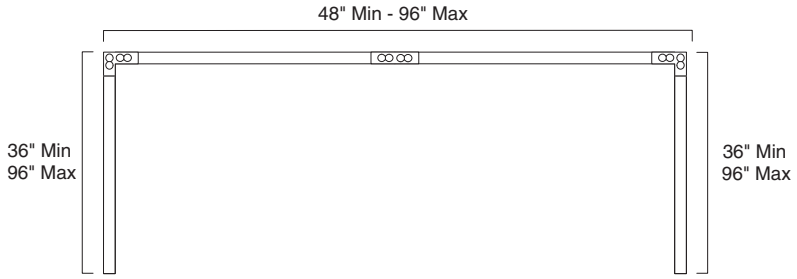

L-configuration with two screens

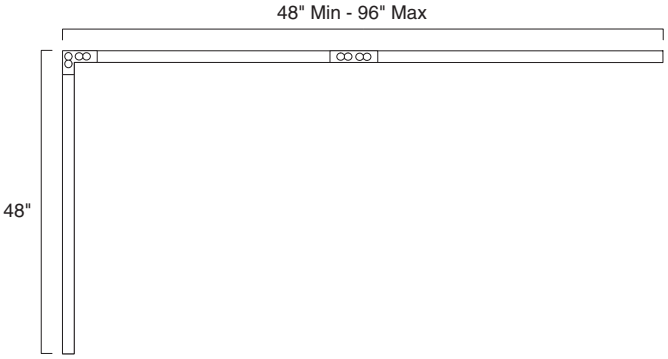

L-configuration with one screen

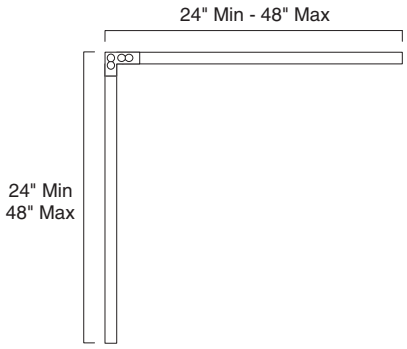

T-configuration

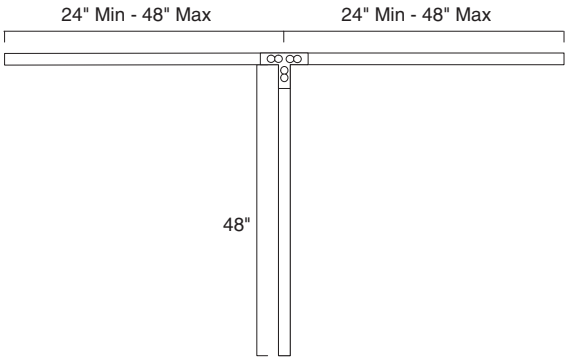

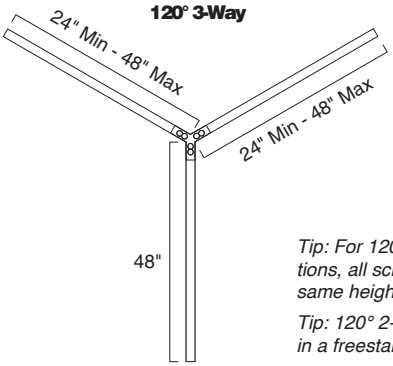

Tip: For 120° screen applications, all screens must be the same height.

Tip: 120° 2-way not available in a freestanding application.

HV Cabinet Facts

HV cabinet is a steel cabinet with a laminate center divider and a 7"D steel shelf. The HV cabinet is designed to sit on its side or end on a Counter or on its side on a Pile File. Two cabinets laid on their side fit on a Counter, and take the place of a Countertop.
▶Specifying, pages 169–170
Tip: HV cabinet center divider laminate color number defaults based on the paint selection.
▶Page 178

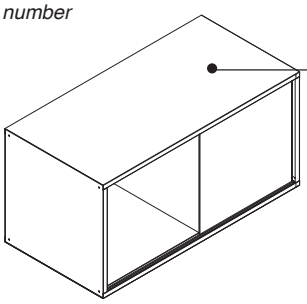

Shared HV cabinet gives users on both sides one 18"D x 18"W cube for storage. Available open or with the option of a door on each side. The shared HV cabinet is a steel cabinet with a steel center divider, but it does not have a 7"D steel shelf.

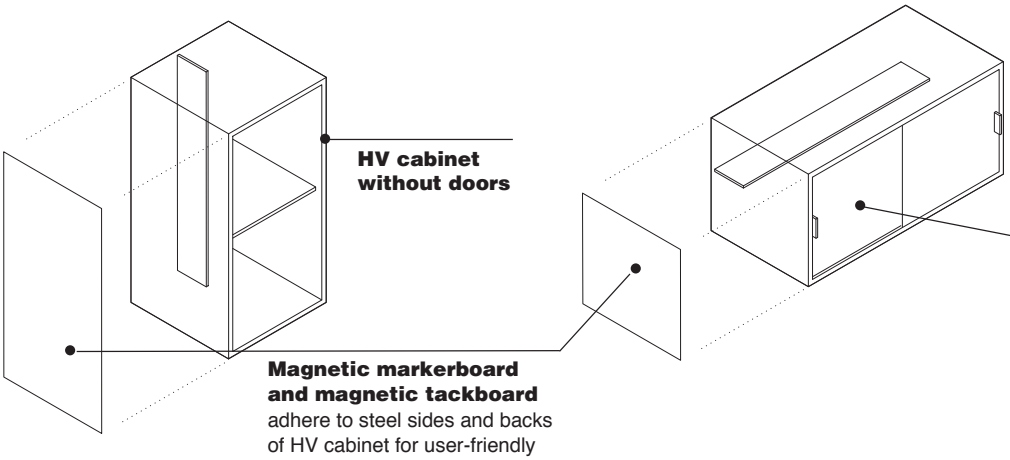

HV cabinet without doors

Sliding doors with pulls are optional on the HV cabinet and can be ordered as a single or double door. Sliding doors can be ordered in laminate. Optional doors do not lock.

Magnetic markerboard and magnetic tackboard adhere to steel sides and backs of HV cabinet for user-friendly writing surface, notes, and pictures.

Horizontal/vertical cabinets ship fully assembled.

Up to three HV cabinets can be placed on top of one Counter. One HV cabinet must be horizontal for the application of three cabinets.

For stability, the HV cabinet comes with four small screws to attach the HV cabinet to the Counter for the following conditions:
- When the HV cabinet is in a vertical position in a seismic zone.
- When the HV cabinet is in a vertical position without another HV cabinet next to it.

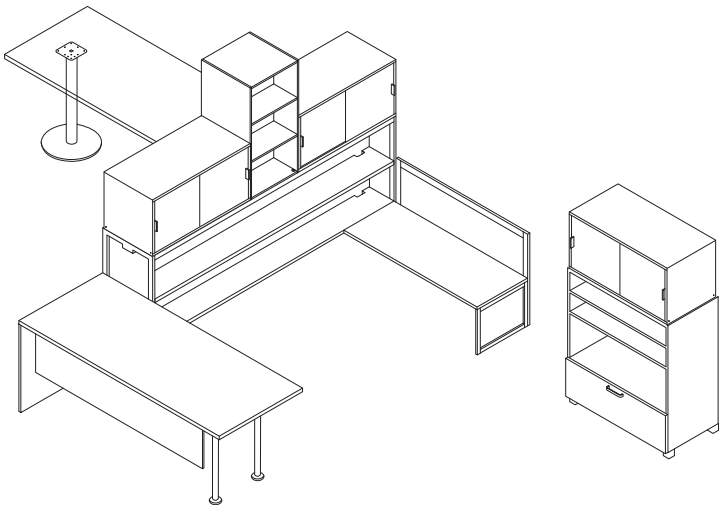

Bookcase Facts

Shared bookcase is a laminate cabinet with a center divider between the front and back; and two fixed shelves on each side. Primary use is a shared component between users on opposite sides of Counter. The shared bookcase is designed to sit on it's side or end, on a Counter, or on it's side on a Pile File. A bookcase takes the place of Countertops.

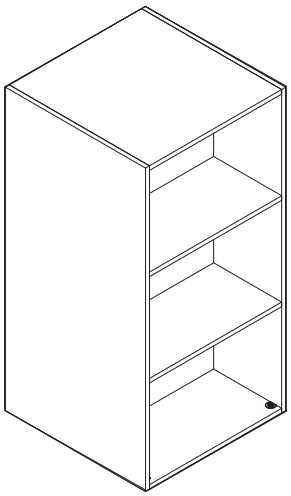

▶Specifying, page 171

Personal bookcase is a one-sided laminate cabinet with one fixed shelf. Primary use is as a personal bookcase accessible from one side of a Counter. If used on a Counter, two personal bookcases must be ordered and placed back-to-back to take the place of one 18"W x 18"W Countertop.

A personal bookcase can be specified with optional feet for use at the bottom of a Counter. Includes a bracket to connect to bottom horizontal frame of Counter.

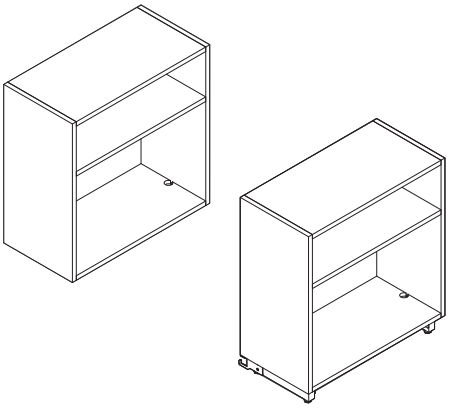

Shared bookcase and personal bookcase ship fully-assembled. Optional feet for personal bookcase must be field-assembled.

Possible Configurations of HV Cabinets and Bookcases

Two personal bookcases (placed back-to-back) can replace one HV cabinet or shared bookcase in the vertical position.

No more than three HV cabinets or shared bookcases may be placed on a single Counter. When three components are placed on a single Counter, one component MUST be laying on it's 36"W side.

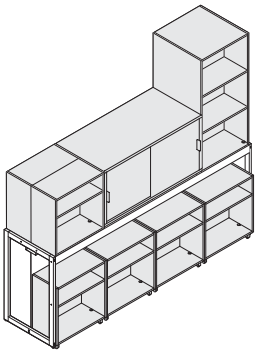

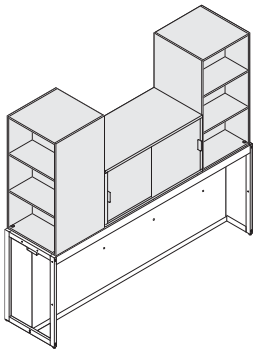

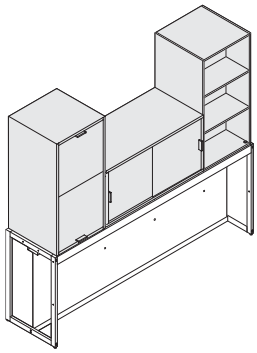

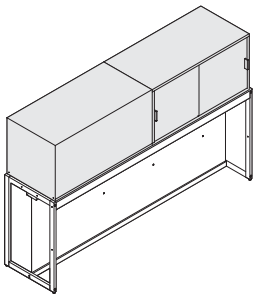

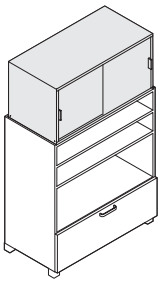

A single HV cabinet or shared bookcase can be mounted in a horizontal position on top of a Pile File.

My File Facts

My File is constructed of laminate sides and drawer front with steel drawer body. My File has a full 22" of functional depth. Back of drawer has metal box with an open floor and accommodates suspended side-to-side letter filing. Front of drawer has an unique 9" x 18" storage cubby to store personal items. There are two My File sizes available: 18"W and 36"W.

▶Specifying, pages 172–173

Back of drawer has metal box with an open floor and accommodates suspended side-to-side letter filing.

Top is open to attach beneath a worksurface. A 6" minimum of worksurface is required beyond the footprint of the file to attach to the Counter shelf. Example: if (2) two My Files are used 18" + 18" = 36", a 42" worksurface or longer must be used.

Drawer has an optional front-removable lock.

Ledge pull is standard on the My File.

Front of drawer has a unique 9" x 18" storage cubby to store personal items.

Freestanding configuration cannot be used with My Files. It must be at the opposite end of a worksurface that is attached to a Counter shelf.

Lateral file cushion is used on top of a worksurface over My File or worksurface frame support.

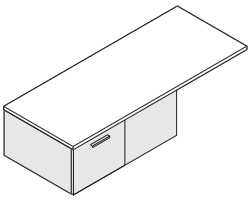

My File can be installed in opposite directions to accommodate two users.

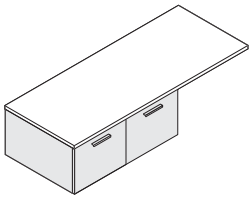

My File can be installed side-by-side for twice the storage and filing capability.

Multiple My Files can be installed next to one another facing the same direction or in opposite directions just as long as there is 6" minimum open worksurface left to attach to the Counter shelf.

Pile File Facts

Pile File is constructed of laminate sides and drawer front with a steel back and top. Two pullout laminate shelves and a full-size lateral file drawer provide storage and user flexibility.

▶Specifying, page 174

Ledge pull is standard on the lateral file drawer.

Two 18"W or one 36"W Countertop nestle into the top of a Pile File to provide a flush surface. Countertops are ordered separately.

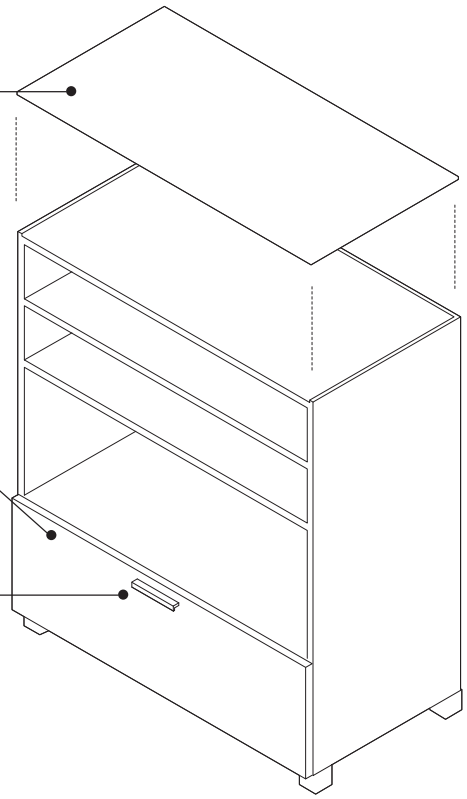

Lateral file drawer accommodates letter-size side-to-side filing. For legal-size front-to-back filing, use 15" universal storage rail RXADRL15.

Lateral file drawer has an optional front-removable lock.

Pile File top and back can be covered with a magnetic markerboard or tackboard for a user-friendly writing surface.

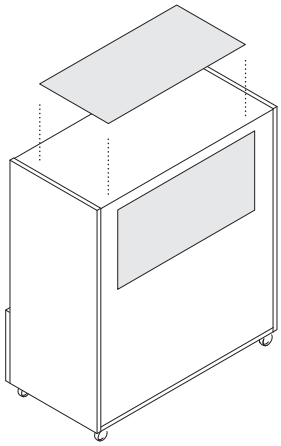

Optional casters allow for mobility.

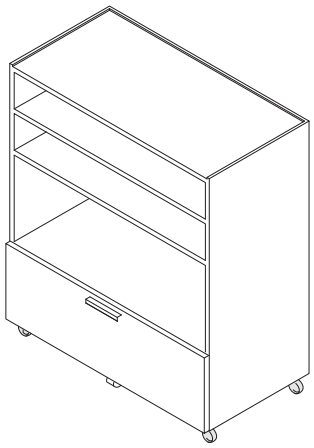

Top of Pile File can be left open or accommodate a HV cabinet.

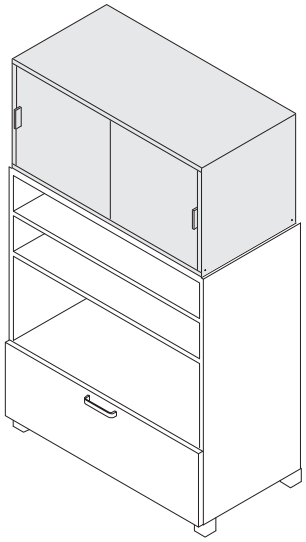

Counters

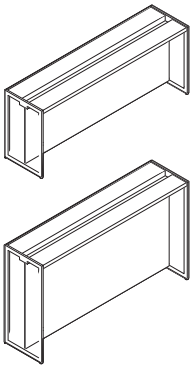

Tip: Woodgrain laminate runs horizontal on the Counter center infill and vertically on the optional end panel infills.

Tip: Optional power does not include base-in. Refer to electrical components for more information on page 142.

Tip: For 2-circuit or 4-circuit power, refer to electrical components on page 142.

	Standard Includes	Required to Specify
▶Need help? Product details, page 117	• Counter top tray: paint price group 1 • Counter frame support: Clear Anodized Aluminum • Center infill: laminate • Adjustable leveling glides • Counter-to-Counter attachment hardware: 4799 Platinum • Shipped ready to assemble	1 Style number 2 Paint color number for Counter top tray 3 Laminate color number for center infill 4 Options, if selected (see below) ▶See *Surface Materials,* page 178.

	Options		U.S. Price	Required to Specify
Surface Materials	**Counter top tray**			
	• Paint price group 1		No cost	Specify paint color number.
	• Paint price group 2		+$ 33	Specify paint color number.
	Steel center infill			
	• Paint price group 1	30"H	+$222	Specify paint color number.
	• Paint price group 2	30"H	+$276	Specify paint color number.
	• Paint price group 1	42"H	+$334	Specify paint color number.
	• Paint price group 2	42"H	+$386	Specify paint color number.
	End panel infill (both ends)			
	• Laminate	30"H	+$ 85	Specify laminate color number.
	• Laminate	42"H	+$114	Specify laminate color number.
Related Products	• Countertops			▶Page 141
	• Electrical components			▶Page 142
	• Magnetic tackboard			▶Page 175

Specification Information

Dimensions D	Dimensions W	Dimensions H	Style Number	U.S. Base Price
18"	72"	30"	**TSTMC3072**	$1003
18"	72"	42"	**TSTMC4272**	$1130

For Canadian Pricing
Multiply U.S. Price by the Canadian price factor.
▶See page 1 for details.

Countertops

Standard Includes	Required to Specify
▶Need help? Product details, page 117 • Countertop: Low-Pressure Laminate • Shipped ready to assemble	1 Style number 2 Low-Pressure Laminate color number for Countertop ▶See *Surface Materials,* page 178.

Related Products

• Counters ▶Page 140

Specification Information

Countertops

Dimensions D	Dimensions W	Style Number	U.S. Price
18"	18"	**TSTMCT1818**	$ 57
18"	36"	**TSTMCT1836**	$ 94
18"	54"	**TSTMCT1854**	$125
18"	72"	**TSTMCT1872**	$175

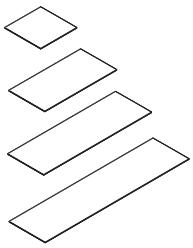

Notched Countertops

Dimensions D	Dimensions W	Style Number	U.S. Price
18"	18"	**TSTMCTN1818**	$ 63
18"	36"	**TSTMCTN1836**	$100
18"	54"	**TSTMCTN1854**	$132
18"	72"	**TSTMCTN1872**	$182

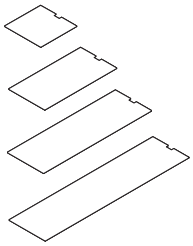

For Canadian Pricing
Multiply U.S. Price by the Canadian price factor.
▶See page 1 for details.

Electrical Components

Base Power-Ins

	Standard Includes	Required to Specify
▶Need help? Product details, page 118	• Receptacle base power-in, 24" long cord with wall plug • 2-circuit hardwired base power-in, 84" long x 3/8" diameter flexible galvanized steel conduit • Modular connection for 2-circuit powerway • In-line connector to allow connection at middle of run • 4-circuit hardwired base power-in - One hardwired base power-in with Line 1 and Line 2 receptacle, and a 84" long x 3/8" diameter flexible galvanized steel conduit - One hardwired base power-in with Line 3 and Line 4 receptacle, and a 124" long x 3/8" diameter flexible galvanized steel conduit	Style number

Related Products	
• Powerways	▶Page 144

Specification Information

Counter Height	Style Number	U.S. Price
Hardwired Base Power-In, 2-Circuit, Line 1 and Line 2		
84"	**TSTEPBT2**	$114
San Francisco Base Power-In, 2-Circuit, Line 1 and Line 2		
30"	**TSTEPBT230SF**	$142
42"	**TSTEPBT242SF**	$142

▶**Specification Information, continued on next page**

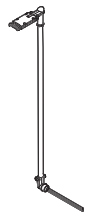

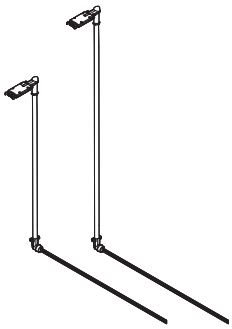

For Canadian Pricing
Multiply U.S. Price by the Canadian price factor.
▶See page 1 for details.

▶**Specification Information, continued from previous page**

Specification Information



Hardwired Base Power-In, 4-Circuit, Line 1 and Line 2, Line 3 and Line 4

Counter Height	Style Number	U.S. Price
94", 124"	**TSTEPBT4**	$285

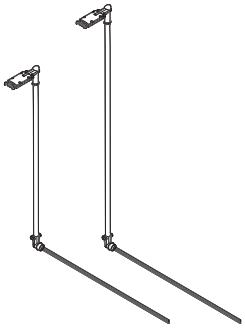

San Francisco Base Power-In, 4-Circuit, Line 1 and Line 2, Line 3 and Line 4

Counter Height	Style Number	U.S. Price
30"	**TSTEPBT430SF**	$314
42"	**TSTEPBT442SF**	$314

For Canadian Pricing
Multiply U.S. Price by the Canadian price factor.
▶See page 1 for details.

Powerways

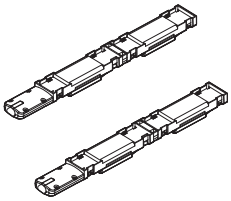

Tip: Conduit comes from the base power-in.

Tip: Power runs through spine of Counter and is "plug-and-play".

	Standard Includes	Required to Specify
▶Need help? Product details, page 118	• 72" powerway with four duplex receptacles for 2-circuit powerways: 6000 black • 72" powerway for 4-circuit with (1) Line 1 and (1) Line 2 receptacle, and (1) Line 3 and (1) Line 4 receptacle • Shipped ready to install	Style number

Related Products	
• Counters	▶Page 140

Specification Information

Style Number	U.S. Price
2-Circuit Powerway - Line 1 and Line 2	
TSTEP272	$246
4-Circuit Powerway - Line 1 and Line 2 Receptacle, Line 3 and Line 4 Receptacle	
TSTEP472	$194

Counter-to-Counter Power Connector

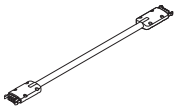

	Standard Includes	Required to Specify
▶Need help? Product details, page 118	• Modular Counter-to-Counter power connector	Style number

Related Products	
• Counters	▶Page 140
• Powerways	▶Page 144

Specification Information

Style Number	U.S. Price
TSTEPC2C	$68

For Canadian Pricing
Multiply U.S. Price by the Canadian price factor.
▶See page 1 for details.

Counter-to-Counter Power Connector, 4-Circuit

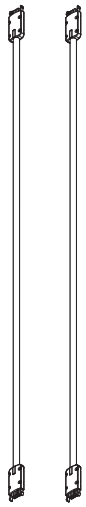

Standard Includes		Required to Specify
▶Need help? Product details, page 118	• Modular Counter-to-Counter power connector	Style number

Related Products	
• Counters	▶Page 140
• Powerways	▶Page 144

Specification Information

Style Number	U.S. Price
TSTEPC2C4	$160

For Canadian Pricing
Multiply U.S. Price by the Canadian price factor.
▶See page 1 for details.

Power Jumper, 2-Circuit

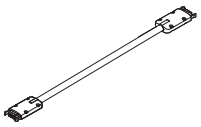

Tip: Power jumpers ship with one or two Horizontal Cord Managers, TSTECW, depending on the length of the power jumper.

Standard Includes	Required to Specify
▶Need help? Product details, page 122 • Modular Counter-to-Counter power jumper • Horizontal wire manager: black plastic • Attachment hardware	Style number

Related Products

• Counters	▶Page 140
• Powerways	▶Page 144

Specification Information

Length	Style Number	U.S. Price
69"	**TSTEP2C069**	$229
75"	**TSTEP2C075**	$229
81"	**TSTEP2C081**	$229
87"	**TSTEP2C087**	$229
93"	**TSTEP2C093**	$229
99"	**TSTEP2C099**	$229
105"	**TSTEP2C105**	$229
111"	**TSTEP2C111**	$229
117"	**TSTEP2C117**	$229
120"	**TSTEP2C120**	$229
123"	**TSTEP2C123**	$229
126"	**TSTEP2C126**	$229
129"	**TSTEP2C129**	$229
132"	**TSTEP2C132**	$229
135"	**TSTEP2C135**	$229
138"	**TSTEP2C138**	$229
141"	**TSTEP2C141**	$229
144"	**TSTEP2C144**	$229
147"	**TSTEP2C147**	$229
150"	**TSTEP2C150**	$229
153"	**TSTEP2C153**	$229
156"	**TSTEP2C156**	$229
159"	**TSTEP2C159**	$229
162"	**TSTEP2C162**	$314
165"	**TSTEP2C165**	$314
168"	**TSTEP2C168**	$314
171"	**TSTEP2C171**	$314
174"	**TSTEP2C174**	$314

▶**Specification Information, continued on next page**

For Canadian Pricing
Multiply U.S. Price by the Canadian price factor.
▶See page 1 for details.

▶**Specification Information, continued from previous page**

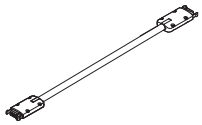

Specification Information

Length	Style Number	U.S. Price
177"	**TSTEP2C177**	$314
180"	**TSTEP2C180**	$314
183"	**TSTEP2C183**	$314
186"	**TSTEP2C186**	$314
189"	**TSTEP2C189**	$314
192"	**TSTEP2C192**	$314
195"	**TSTEP2C195**	$314
198"	**TSTEP2C198**	$314
201"	**TSTEP2C201**	$342
204"	**TSTEP2C204**	$342
207"	**TSTEP2C207**	$342
210"	**TSTEP2C210**	$342
213"	**TSTEP2C213**	$342
216"	**TSTEP2C216**	$342
219"	**TSTEP2C219**	$342
222"	**TSTEP2C222**	$342
225"	**TSTEP2C225**	$342
228"	**TSTEP2C228**	$342

For Canadian Pricing
Multiply U.S. Price by the Canadian price factor.
▶See page 1 for details.

Power Jumper, 4-Circuit

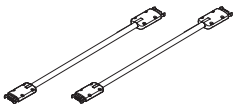

Tip: Power jumpers ship with one or two Horizontal Cord Managers, TSTECW, depending on the length of the power jumper.

Standard Includes	Required to Specify
▶Need help? Product details, page 122 • Modular Counter-to-Counter power jumpers • Horizontal wire manager: black plastic • Attachment hardware	Style number

Related Products

• Counters	▶Page 140
• Powerways	▶Page 144

Specification Information

Length	Style Number	U.S. Price
96"	**TSTEP4C096**	$427
102"	**TSTEP4C102**	$427
108"	**TSTEP4C108**	$427
114"	**TSTEP4C114**	$427
120"	**TSTEP4C120**	$427
126"	**TSTEP4C126**	$427
132"	**TSTEP4C132**	$427
138"	**TSTEP4C138**	$427
144"	**TSTEP4C144**	$427
147"	**TSTEP4C147**	$427
150"	**TSTEP4C150**	$427
153"	**TSTEP4C153**	$427
156"	**TSTEP4C156**	$427
159"	**TSTEP4C159**	$427
162"	**TSTEP4C162**	$514
165"	**TSTEP4C165**	$514
168"	**TSTEP4C168**	$514
171"	**TSTEP4C171**	$514
174"	**TSTEP4C174**	$514
177"	**TSTEP4C177**	$514
180"	**TSTEP4C180**	$514
183"	**TSTEP4C183**	$514
186"	**TSTEP4C186**	$514
189"	**TSTEP4C189**	$514
192"	**TSTEP4C192**	$514
195"	**TSTEP4C195**	$514
198"	**TSTEP4C198**	$514

▶**Specification Information, continued on next page**

For Canadian Pricing
Multiply U.S. Price by the Canadian price factor.
▶See page 1 for details.

▶**Specification Information, continued from previous page**

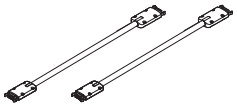

Specification Information

Length	Style Number	U.S. Price
201"	**TSTEP4C201**	$542
204"	**TSTEP4C204**	$542
207"	**TSTEP4C207**	$542
210"	**TSTEP4C210**	$542
213"	**TSTEP4C213**	$542
216"	**TSTEP4C216**	$542
219"	**TSTEP4C219**	$542
222"	**TSTEP4C222**	$542
225"	**TSTEP4C225**	$542
228"	**TSTEP4C228**	$570
231"	**TSTEP4C231**	$570
234"	**TSTEP4C234**	$570
237"	**TSTEP4C237**	$570
240"	**TSTEP4C240**	$570
243"	**TSTEP4C243**	$570
246"	**TSTEP4C246**	$570
249"	**TSTEP4C249**	$570
252"	**TSTEP4C252**	$570
255"	**TSTEP4C255**	$570

For Canadian Pricing
Multiply U.S. Price by the Canadian price factor.
▶See page 1 for details.

Worksurface-Height Power and Communication Accessories

Worksurface Clamp-On Receptacle Packages

Tip: Tour clamp-on accessories work on surfaces ¾" to 1¼" thick. They do not work on surfaces over 1¼" thick.

Tip: For designation of controlled receptacles, order permanent ink stamp with controlled icon; service part (1063909001SR). Appropriate receptacles can be stamped at the job site during installation.

	Standard Includes	Required to Specify
▶ Need help? Product details, page 126	• Package of three • Duplex receptacles: black plastic only • 9' cord with three-prong plug: black plastic only	Style number

Specification Information

Style Number	U.S. Price
TSTERPW	$159

Worksurface Clamp-On Communication Module Packages

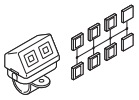

Tip: Many of the AMP, AT&T, Krone, Leviton, and other commercially available data terminals can be used—terminals must be of a design that will snap into 0.695 x 0.650, 0.590 x 0.790, or 0.590 x 0.750 openings, in 0.064 maximum thick faceplates.

Tip: Order jacks by calling any of the manufacturers listed below:
- *AMP Corporation 1.800.522.6752*
- *Leviton 1.800.722.2082*
- *Lucent 1.800.344.0223*
- *Krone 1.800.775.5766*
- *Punduit 1.800.777.3300*

Tip: Tour clamp-on accessories work on surfaces ¾" to 1¼" thick. They do not work on surfaces over 1¼" thick.

	Standard Includes	Required to Specify
▶ Need help? Product details, page 126	• Package of three • Communication housing includes faceplates to accommodate customer-supplied voice/data jacks: black plastic only	Style number

Specification Information

Style Number	U.S. Price
TSTERDW	$105

Worksurface-Mounted Power and Communication Sphere

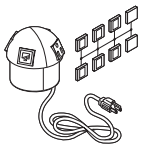

Tip: Sphere is field installed. Use 3"-diameter drill to cut mounting hole at desired location.

Tip: Order jacks by calling any of the manufacturers listed below:
- *AMP Corporation 1.800.522.6752*
- *Leviton 1.800.722.2082*
- *Lucent 1.800.344.0223*
- *Krone 1.800.775.5766*
- *Punduit 1.800.777.3300*

	Standard Includes	Required to Specify
▶ Need help? Product details, page 126	• Sphere with two simplex electrical outlets: black plastic • Faceplates to accommodate two customer-supplied voice/data jacks: black plastic • 6' power cord with three-prong plug: black plastic	Style number

Specification Information

Style Number	U.S. Price
TSTERPDWD	$219

Horizontal Cord Manager

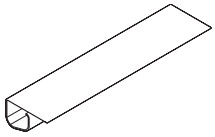

Tip: Cord Manager comes in one width (56") and will need to be field cut to size.

	Standard Includes	Required to Specify
▶ Need help? Product details, page 126	• Horizontal Cord Manager: 6000 Black plastic • Attachment hardware	Style number

Related Products

• Worksurfaces	▶ Pages 157–160
• Shelves	▶ Page 165

Specification Information

Dimension W	Style Number	U.S. Price
56"	**TSTECM**	$26

For Canadian Pricing
Multiply U.S. Price by the Canadian price factor.
▶ See page 1 for details.

Mesh Cable Bag

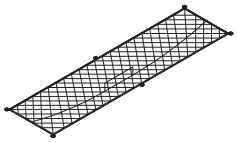

Tip: Mesh Cable Bag is most effective when stretched to the full 48" during installation.

	Standard Includes	Required to Specify
▶ Need help? Product details, page 127	• Mesh cable bag • Attachment hardware	Style number

Related Products	
• Worksurfaces • Shelves	▶ Pages 157–160 ▶ Page 165

Specification Information

Dimension W	Dimension L	Style Number	U.S. Price
24"	48"	**TSTECB**	$68

Worksurface Clamp-On Power and Data

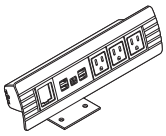

Tip: Tour clamp-on accessories work on surfaces ¾" to 1¼" thick. They do not work on surfaces over 1¼" thick.

Tip: When ordering three or more power receptacles, a surger power block will be used instead of a standard 3-prong.

	Standard Includes	Required to Specify
▶ Need help? Product details, page 127	• Worksurface-mounted power and data openings • 10' power cord with three-prong plug: black plastic • Four power receptacles, two data openings, and faceplates provided to accommodate customer-supplied voice/data jacks • Duplex receptacles: black plastic only • Surrounding housing: anodized aluminum	1 Style number 2 Options, if selected (see below)

	Options	U.S. Price	Required to Specify
Power/Data/ USB Hub	• 2 power, 2 data, and 1 USB Hub	+$ 85	Specify *with 2 power + 2 data + 1 USB hub.*
	• 3 power, 1 data, and 1 USB Hub	+$114	Specify *with 3 power + 1 data + 1 USB hub.*
Related Products	• Counters • Powerways		▶ Page 140 ▶ Page 144

Specification Information

Style Number	U.S. Base Price
TSTECLAMP	$399

For Canadian Pricing
Multiply U.S. Price by the Canadian price factor.
▶ See page 1 for details.

Worksurface-Mounted Retractable Power and Data

Field-Installed Cut-Out

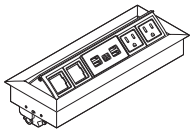

Tip: Worksurface-Mounted Retractable Power and Data requires a 4" x 11" hole with square corners in the worksurface.

	Standard Includes	Required to Specify
▶ Need help? Product details, page 126	• Worksurface-mounted power and data openings • 10' power cord with three-prong plug: black plastic • Four power receptacles, two data openings, and faceplates provided to accommodate customer-supplied voice/data jacks • Duplex receptacles: black plastic only • Surrounding housing: anodized aluminum	1 Style number 2 Options, if selected (see below)

	Options	U.S. Price	Required to Specify
Power/Data/ USB Hub	• 2 power, 2 data, and 1 USB Hub	+$ 85	Specify *with 2 power + 2 data + 1 USB hub*
	• 3 power, 1 data, and 1 USB Hub	+$114	Specify *with 3 power + 1 data + 1 USB hub*
Related Products	• Counters • Powerways		▶ Page 140 ▶ Page 144

Specification Information

Style Number	U.S. Base Price
TSTERPDWR	$427

Vertical Cord Cover

Tip: There are three knock-outs in the 30" and 42" Vertical Cord Covers (TSTECC30 and TSTECC42). The first and third are available to route Tour power jumpers and the second is standard Decora-size to fit data ports, approximately 1⅜"W x 2⅝"H (actual dimensions 1.310"W x 2.687"H).

	Standard Includes	Required to Specify
	• Vertical Cord Cover: paint price group 1 • Attachment hardware	1 Style number 2 Paint color number for Vertical Cord Cover 3 Options, if selected (see below) ▶ See *Surface Materials*, page 178.

	Options	U.S. Price	Required to Specify
Surface Materials	• Paint price group 1	No cost	Specify paint color number.
	• Paint price group 2	+$16	Specify paint color number.
Related Products	• Counters • Vertical Cord Cover Grommet insert		▶ Page 140 ▶ Page 154

Specification Information

Dimensions D	W	H	Style Number	U.S. Base Price
⅞"	2¾"	30"	**TSTECC30**	$46
⅞"	2¾"	42"	**TSTECC42**	$57

For Canadian Pricing
Multiply U.S. Price by the Canadian price factor.
▶ See page 1 for details.

Vertical Cord Cover Grommet Insert

Tip: Vertical Cord Cover Grommet insert fits into the middle Decora size opening on Vertical Cord Cover.

Standard Includes	Required to Specify
• Package of 5 grommet inserts: plastic	1 Style number 2 Plastic color number for grommet insert ▶See *Surface Materials,* page 178.

Related Products	
• Vertical Cord Cover	▶Page 153

Specification Information

Style Number	U.S. Price
TSTEGC	$26

For Canadian Pricing
Multiply U.S. Price by the Canadian price factor.
▶See page 1 for details.

Bench Components

Bench Trough

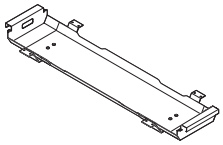

Tip: Bench Trough telescopes from 60"W to 72"W.

	Standard Includes	Required to Specify
▶Need help? Product details, page 128	• Steel telescoping Bench Trough: paint price group 1 • Attachment hardware	1 Style number 2 Paint color number 3 Options, if selected (see below) ▶See *Surface Materials,* page 178.

	Options	U.S. Price	Required to Specify
Surface Materials	• Paint price group 1 • Paint price group 2	No cost +$44	Specify paint color number. Specify paint color number.
Related Products	• Worksurfaces		▶Pages 157–160

Specification Information

Dimensions D	Dimensions W	Dimensions L	Style Number	U.S. Base Price
4⅜"	12"	60"–72"	**TSTECBT**	$685

Bench Screen

	Standard Includes	Required to Specify
▶Need help? Product details, page 128	• Steel Bench Screen: paint price group 1 • Attachment hardware	1 Style number 2 Paint color number 3 Options, if selected (see below) ▶See *Surface Materials,* page 178.

	Options	U.S. Price	Required to Specify
Surface Materials	• Paint price group 1 • Paint price group 2	No cost +$44	Specify paint color number. Specify paint color number.
Related Products	• Worksurfaces		▶Pages 157–160

Specification Information

Dimensions W	Dimensions H	Style Number	U.S. Base Price
48"	22"	**TSTECBDP**	$456

For Canadian Pricing
Multiply U.S. Price by the Canadian price factor.
▶See page 1 for details.

SOTO Tour Rails



Standard Includes	Required to Specify
• Rail: 4799 Platinum	Style number

Related Products

• SOTO shelves	▶ Page 364
• SOTO worktools	▶ Pages 361

Specification Information

Corresponding Table Top Width	Dimensions D	W	H	Style Number	U.S. Price
60"	1"	52"	3¼"	**DSRT52**	$251
66"	1"	58"	3¼"	**DSRT58**	$263
72"	1"	64"	3¼"	**DSRT64**	$277

Tip: Allow 1" clearance between worksurface and rail for cable management. Allow 2" for rail mount installed behind a worksurface, and 3¾" overall to install the rail.

Tip: Maximum weight load rails are 2 pounds per linked inch.

Tip: Each clamp requires a 2" footprint above the worksurface, and a 3¼" clearance below the worksurface.

Tip: Tour rails clamp to Tour Bench Troughs. Rails are not applicable for glass surfaces.

For Canadian Pricing
Multiply U.S. Price by the Canadian price factor.
▶ See page 1 for details.

Straight Worksurfaces

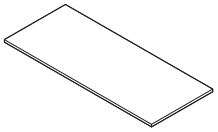

	Standard Includes	Required to Specify
▶Need help? Product details, page 129	• 1⅛"-thick worksurface: Low-Pressure Laminate or High-Pressure Laminate • 3 mm radius profile edge on both user's edges: plastic • 1 mm side edges: plastic default to match user's edges • Shipped ready to install	1 Style number 2 Low-Pressure Laminate or High-Pressure Laminate color number for worksurface 3 Plastic edge band color number for worksurface 4 Options, if selected (see below) ▶See *Surface Materials,* page 178

	Options	U.S. Price	Required to Specify
Surface Materials	**High-Pressure Laminate worksurfaces** • Open Line laminate	+$69 plus cost of laminate	▶See *Surface Materials Reference Manual.*
Related Products	• Worksurface supports • Modesty panels • Reinforcing channel		▶Pages 162–164 ▶Page 166 ▶Page 164

Tip: Reinforcing channel (TSATRC39, TSATRC48, TSATRC57, or TSATRC72) is required to add support to worksurfaces that have 60" or more of unsupported kneespace.
▶Page 164

Tip: Standard worksurfaces are 1⅛" thick. However, the actual thickness between Low-Pressure Laminate (LPL) and High-Pressure Laminate (HPL) worksurfaces is slightly different. It is recommended that only worksurfaces of the same type are specified in a given application. In addition, there may be sheen or texture differences when using LPL and HPL in adjacent applications. Please use caution when mixing and matching different worksurface types.

Specification Information

Worksurfaces

Dimensions D	Dimensions W	Style Number LPL	U.S. Price	Style Number HPL	U.S. Base Price
18"	42"	**TSTWLR1842**	$146	**TSTWHR1842**	$197
18"	48"	**TSTWLR1848**	$159	**TSTWHR1848**	$210
18"	54"	**TSTWLR1854**	$190	**TSTWHR1854**	$241
24"	36"	**TSTWLR2436**	$141	**TSTWHR2436**	$193
24"	42"	**TSTWLR2442**	$155	**TSTWHR2442**	$206
24"	48"	**TSTWLR2448**	$177	**TSTWHR2448**	$228
24"	54"	**TSTWLR2454**	$207	**TSTWHR2454**	$258
24"	60"	**TSTWLR2460**	$222	**TSTWHR2460**	$273
24"	66"	**TSTWLR2466**	$253	**TSTWHR2466**	$304
24"	72"	**TSTWLR2472**	$262	**TSTWHR2472**	$313
30"	60"	**TSTWLR3060**	$268	**TSTWHR3060**	$316
30"	66"	**TSTWLR3066**	$279	**TSTWHR3066**	$324
30"	72"	**TSTWLR3072**	$286	**TSTWHR3072**	$337

For Canadian Pricing
Multiply U.S. Price by the Canadian price factor.
▶See page 1 for details.

Tapered Worksurfaces

Tip: Reinforcing channel (TSATRC39, TSATRC48, TSATRC57, or TSATRC72) is required to add support to worksurfaces that have 60" or more of unsupported kneespace.
▶ Page 164

Tip: Standard worksurfaces are 1⅛" thick. However, the actual thickness between Low-Pressure Laminate (LPL) and High-Pressure Laminate (HPL) worksurfaces is slightly different. It is recommended that only worksurfaces of the same type are specified in a given application. In addition, there may be sheen or texture differences when using LPL and HPL in adjacent applications. Please use caution when mixing and matching different worksurface types.

	Standard Includes	Required to Specify
▶ Need help? Product details, page 129	• 1⅛"-thick worksurface: Low-Pressure Laminate or High-Pressure Laminate • 3 mm radius profile edge on tapered edge: plastic • 1 mm side and back edges: plastic default to match tapered edge • Shipped ready to install	1 Style number 2 Low-Pressure Laminate or High-Pressure Laminate color number for worksurface 3 Plastic edge band color number for worksurface 4 Options, if selected (see below) ▶ See *Surface Materials,* page 178

	Options	U.S. Price	Required to Specify
Surface Materials	**High-Pressure Laminate worksurfaces** • Open Line laminate	+$69 plus cost of laminate	▶ See *Surface Materials Reference Manual.*
Related Products	• Worksurface supports • Modesty panels • Reinforcing channel		▶ Pages 162–164 ▶ Page 166 ▶ Page 164

Specification Information

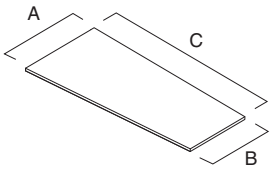

Left-Hand Worksurfaces

Dimensions A	B	C	Style Number LPL	U.S. Price	Style Number HPL	U.S. Base Price
30"	24"	48"	**TSTWLT3248**	$378	**TSTWHT3248**	$436
30"	24"	54"	**TSTWLT3254**	$404	**TSTWHT3254**	$469
30"	24"	60"	**TSTWLT3260**	$426	**TSTWHT3260**	$502
30"	24"	66"	**TSTWLT3266**	$454	**TSTWHT3266**	$538
30"	24"	72"	**TSTWLT3272**	$484	**TSTWHT3272**	$577

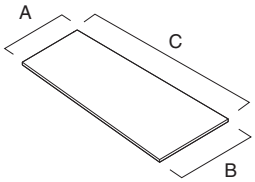

Right-Hand Worksurfaces

24"	30"	48"	**TSTWLT2348**	$378	**TSTWHT2348**	$436
24"	30"	54"	**TSTWLT2354**	$404	**TSTWHT2354**	$469
24"	30"	60"	**TSTWLT2360**	$426	**TSTWHT2360**	$502
24"	30"	66"	**TSTWLT2366**	$454	**TSTWHT2366**	$538
24"	30"	72"	**TSTWLT2372**	$484	**TSTWHT2372**	$577

For Canadian Pricing
Multiply U.S. Price by the Canadian price factor.
▶ See page 1 for details.

120° Corner Worksurfaces

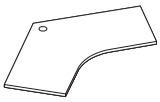

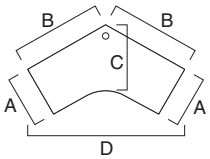

	Standard Includes	Required to Specify
▶Need help? Product details, page 129	• 1⅛"–thick worksurface: Low-Pressure Laminate or High-Pressure Laminate • 3 mm radius profile edge on user's side: plastic • Grommet: black plastic only • Shipped ready to install	1 Style number 2 Low-Pressure Laminate or High-Pressure Laminate color number for worksurface 3 Plastic edge band color number for worksurface 4 Options, if selected (see below) ▶See *Surface Materials,* page 178

	Options	U.S. Price	Required to Specify
Surface Materials	**High-Pressure Laminate worksurfaces** • Open Line laminate	+$69 plus cost of laminate	▶See *Surface Materials Reference Manual.*
Related Products	• Worksurface supports • Modesty panels		▶Pages 162–164 ▶Page 166

Specification Information

Dimensions A	B	C	D	Style Number	U.S. Base Price
Low-Pressure Laminate Worksurfaces					
24"	36"	30½"	63 11/32"	**TSTWLY2436**	$481
24"	42"	30½"	72¾"	**TSTWLY2442**	$516
24"	48"	30½"	85 5/32"	**TSTWLY2448**	$568
High-Pressure Laminate Worksurfaces					
24"	36"	30½"	63 11/32"	**TSTWHY2436**	$532
24"	42"	30½"	72¾"	**TSTWHY2442**	$567
24"	48"	30½"	85 5/32"	**TSTWHY2448**	$619

120° Corner Worksurfaces

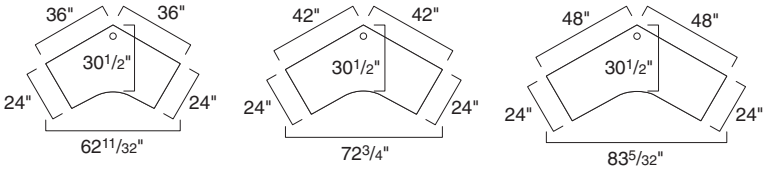

For Canadian Pricing
Multiply U.S. Price by the Canadian price factor.
▶See page 1 for details.

Round Worksurfaces

Tip: Standard worksurfaces are 1⅛" thick. However, the actual thickness between Low-Pressure Laminate (LPL) and High-Pressure Laminate (HPL) worksurfaces is slightly different. It is recommended that only worksurfaces of the same type are specified in a given application. In addition, there may be sheen or texture differences when using LPL and HPL in adjacent applications. Please use caution when mixing and matching different worksurface types.

	Standard Includes	Required to Specify
▶Need help? Product details, page 129	• 1⅛"-thick worksurface: Low-Pressure Laminate or High-Pressure Laminate • 3 mm radius profile edge: plastic • Shipped ready to install	1 Style number 2 Low-Pressure Laminate or High-Pressure Laminate color number for worksurface 3 Plastic edge band color number for worksurface 4 Options, if selected (see below) ▶See *Surface Materials,* page 178

	Options	U.S. Price	Required to Specify
Surface Materials	**High-Pressure Laminate worksurfaces** • Open Line laminate	+$69 plus cost of laminate	▶See *Surface Materials Reference Manual.*
Related Products	• Post legs • Groupwork round table bases • Floating round worksurface support		▶Page 163 ▶Page 163 ▶Page 164

Specification Information

Dimensions Diameter	Style Number LPL	U.S. Price	Style Number HPL	U.S. Base Price
30"	**TSTWLDR30**	$257	**TSTWHDR30**	$296
36"	**TSTWLDR36**	$300	**TSTWHDR36**	$329

For Canadian Pricing
Multiply U.S. Price by the Canadian price factor.
▶See page 1 for details.

Worksurface Supports

Tip: Worksurface frame supports must have one end attached to a shelf, Counter or a support on the opposite end such as a laminate worksurface frame support or post legs. Worksurface frame supports cannot support both ends of a freestanding worksurface.

	Standard Includes	Required to Specify
▶Need help? Product details, page 130	• Worksurface frame supports: paint price group 1 • Post legs: paint • Table bases: paint • Laminate worksurface frame support: Low-Pressure Laminate with matching plastic edge band • Tapered leg: paint • Tie plates: black only • Floating round worksurface support: black only • Leveling glides • Attachment hardware • Shipped ready to install	1 Style number 2 Paint color number for worksurface frame supports, post legs, tapered legs, and tables bases 3 Low-Pressure Laminate color number for worksurface frame supports 4 Options, if selected (see below) ▶See *Surface Materials*, page 178.

	Options	U.S. Price	Required to Specify
Surface Materials	**Worksurface frame supports**		
	• Paint price group 1	No cost	Specify paint color number.
	• Paint price group 2	+$30	Specify paint color number.
	Post legs		
	• Paint price group 1	No cost	Specify paint color number.
	• Paint price group 2	+$10 per leg	Specify paint color number.
	Table bases		
	• Paint price group 1	No cost	Specify paint color number.
	• Paint price group 2	+$30	Specify paint color number.
Casters	**One post or standing-height table leg**		
	• One locking caster	+$ 5	Specify *with caster.*
Pin Height-Adjustable Legs	• One post leg	+$52	Specify *with pin height-adjustable leg.*
Related Products	• Worksurfaces		▶Pages 157–160
	• Shelves		▶Page 165
	• My File		▶Pages 172–173

Specification Information

Dimensions D	Dimensions H	Style Number	U.S. Base Price

Worksurface Frame Supports

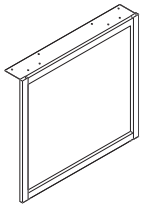

18"	15"	**TSTTF1518**	$182
24"	27"	**TSTTF2724**	$296
30"	27"	**TSTTF2730**	$319

Laminate Worksurface Supports

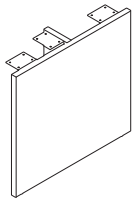

24"	27"	**TSTTL2724**	$296
30"	27"	**TSTTL2730**	$319

▶**Specification Information, continued on next page**

For Canadian Pricing
Multiply U.S. Price by the Canadian price factor.
▶See page 1 for details.

▶**Specification Information, continued from previous page**

Specification Information

Dimensions H	Dimensions Dia	Style Number	U.S. Base Price

One Post Leg

27⅜"		**TS4L27PG**	$109

One Standing-Height Adjustable Post Leg

27⅜"–44"		**TS4LSHPG**	$193

Tapered Leg

27⅜"		**TSTT27M**	$137

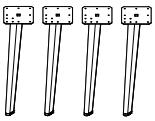

Package of Four Tapered Legs

27⅜"		**TSTT27M4**	$484

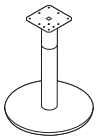

Adjustable Round Table Base

27⅜"	18"	**TSTTT27**	$382

Tip: Adjustability range is 3½".

Tip: Tour adjustable round table bases are not approved for freestanding applications. Round table bases are intended to be used at one end of a worksurface that is attached to a Tour Counter. ▶For freestanding applications see *Groupwork round table bases* in the *Meeting Spaces Specification Guide.*

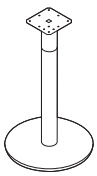

Café-Height Adjustable Round Table Base

41"	18"	**TSTTT39**	$407

▶**Specification Information, continued on next page**

▶**Specification Information, continued from previous page**

Specification Information

Dimensions H	Dia	Style Number	U.S. Base Price

Pair of Counter-to-Worksurface Tie Plates

Tip: Two sets of tie plates are required if worksurface is attached parallel to the Counter.

	TSTTPC2W	$104

Pair of Shelf-to-Worksurface Tie Plates

Tip: Two sets of tie plates are required if worksurface is attached parallel to the shelf.

	TSTTPS2W	$ 42

Counter Frame-to-Worksurface Tie Plate

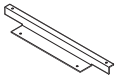

	TSTTPF2W	$ 96

Floating Round Worksurface Support

	TSTTTZD	$ 57

Reinforcing Channels



39"W	**TSATRC39**	$ 47
48"W	**TSATRC48**	$ 50
57"W	**TSATRC57**	$ 50
72"W	**TSATRC72**	$115

Flip Grommet

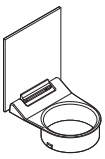

Tip: Flip grommet requires a 3" diameter hole in the worksurface.

Standard Includes	Required to Specify
• Flip cover: paint • Bottom grommet portion: black plastic	1 Style number 2 Paint color number for flip cover ▶See *Surface Materials*, page 178.

Specification Information

Dimensions D	W	H	Style Number	U.S. Price
$4\frac{1}{2}$"	4"	$1\frac{3}{4}$"	**TS5GF3**	$60

For Canadian Pricing
Multiply U.S. Price by the Canadian price factor.
▶See page 1 for details.

Shelves

Tip: Standard worksurfaces are 1⅛" thick. However, the actual thickness between Low-Pressure Laminate (LPL) and High-Pressure Laminate (HPL) worksurfaces is slightly different. It is recommended that only worksurfaces of the same type are specified in a given application. In addition, there may be sheen or texture differences when using LPL and HPL in adjacent applications. Please use caution when mixing and matching different worksurface types.

	Standard Includes	Required to Specify
▶Need help? Product details, page 129	• 1⅛"-thick shelf: Low-Pressure Laminate or High-Pressure Laminate • 3 mm radius profile edge: plastic • Shelf-to-Counter attachment hardware: 4799 Platinum • Cutout for Vertical Cord Cover • Shipped ready to install	1 Style number 2 Low-Pressure Laminate or High-Pressure Laminate color number for shelf 3 Plastic edge band color number for shelf 4 Options, if selected (see below) ▶See *Surface Materials*, page 178.

	Options	U.S. Price	Required to Specify
Surface Materials	**High-Pressure Laminate worksurfaces** • Open Line laminate	+$69 plus cost of laminate	▶See *Surface Materials Reference Manual.*
Related Products	• Counters • Post legs		▶Page 140 ▶Page 163

Specification Information

Dimensions D	Dimensions W	Style Number LPL	U.S. Price	Style Number HPL	U.S. Base Price
Shelves					
9"	70"	**TSTMLF0970**	$205	**TSTMHF0970**	$256
21"	70"	**TSTMLF2170**	$301	**TSTMHF2170**	$352
33"	70"	**TSTMLF3370**	$351	**TSTMHF3370**	$402
Corner Shelves					
Left-Hand Corner Shelves					
45"	70"	**TSTMLF4570L**	$309	**TSTMHF4570L**	$360
Right-Hand Corner Shelves					
45"	70"	**TSTMLF4570R**	$309	**TSTMHF4570R**	$360

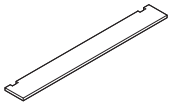

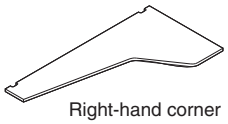

Right-hand corner shelf shown

Tip: Corner shelf requires one post leg for support.

Tip: 21"D and 33"D rectangular shelves and corner shelves require additional support of a post leg or end support.

▶*See page* 129

For Canadian Pricing
Multiply U.S. Price by the Canadian price factor.
▶See page 1 for details.

Modesty Panels

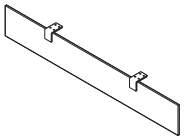

Tip: Modesty panel is 6" shorter from each side of worksurface.

Standard Includes	Required to Specify
• Modesty panel: Low-Pressure Laminate with matching polypropylene edge band • Brackets: paint price group 1 • Attachment hardware: black • Shipped ready to install	1 Style number 2 Low-Pressure Laminate color number for modesty panel 3 Paint color number for brackets 4 Options, if selected (see below) ▶ See *Surface Materials*, page 178.

	Options	U.S. Price	Required to Specify
Surface Materials	**Brackets**		
	• Paint price group 1	No cost	Specify paint color number.
	• Paint price group 2	+$16	Specify paint color number.

Specification Information

Dimensions W	Dimensions H	Corresponding Table Top Width	Style Number	U.S. Base Price
30"	12"	42"	**TSTWMP1242**	$207
36"	12"	48"	**TSTWMP1248**	$221
42"	12"	54"	**TSTWMP1254**	$236
48"	12"	60"	**TSTWMP1260**	$249
54"	12"	66"	**TSTWMP1266**	$262
60"	12"	72"	**TSTWMP1272**	$278

For Canadian Pricing
Multiply U.S. Price by the Canadian price factor.
▶ See page 1 for details.

Screens and Screen Connectors

Screens



Tip: Screens attach easily to Counters, with screen connectors, sold separately.

Tip: Tour screens are designed to work in conjunction with the entire Tour product line. Screen heights are nominal.

▶Please refer to page 82 for actual height dimensions. Screen widths are actual.

Standard Includes	Required to Specify
▶Need help? Product details, page 132 • Frame: Clear Anodized Aluminum • Infill: Low-Pressure Laminate • Adjustable leveling glides • Shipped ready to install	1 Style number 2 Low-Pressure Laminate color number for screens ▶See *Surface Materials*, page 178.

Related Products	
• Screen connectors	▶Page 168
• Counters	▶Page 140

Specification Information

Screens

Dimensions D	W	H	Style Number	U.S. Price
1"	24"	30"	**TSTPL3024**	$246
1"	30"	30"	**TSTPL3030**	$263
1"	36"	30"	**TSTPL3036**	$314
1"	42"	30"	**TSTPL3042**	$320
1"	48"	30"	**TSTPL3048**	$333
1"	24"	42"	**TSTPL4224**	$295
1"	30"	42"	**TSTPL4230**	$320
1"	36"	42"	**TSTPL4236**	$382
1"	42"	42"	**TSTPL4242**	$396
1"	48"	42"	**TSTPL4248**	$421
1"	24"	48"	**TSTPL4824**	$320
1"	30"	48"	**TSTPL4830**	$333
1"	36"	48"	**TSTPL4836**	$396
1"	42"	48"	**TSTPL4842**	$421
1"	48"	48"	**TSTPL4848**	$446
1"	24"	60"	**TSTPL6024**	$339
1"	30"	60"	**TSTPL6030**	$396
1"	36"	60"	**TSTPL6036**	$421
1"	42"	60"	**TSTPL6042**	$502
1"	48"	60"	**TSTPL6048**	$546

For Canadian Pricing
Multiply U.S. Price by the Canadian price factor.
▶See page 1 for details.

▶**Screens and Screen Connectors,** continued

Screen Connectors

	Standard Includes	Required to Specify
▶ Need help? Product details, page 132	• Screen connectors: 4799 Platinum paint	Style number

Related Products	
• Screens	▶ Page 167
• Worksurfaces	▶ Pages 157–160

Specification Information

Style Number	U.S. Price

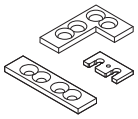

Inline and L, Same Height Screen Connector

TSTPBSH2	$32

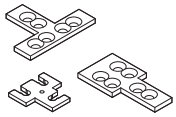

T, Same Height Screen Connector

TSTPBSH3	$46

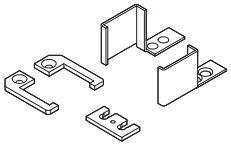

Inline and L, Change-of-Height Screen Connectors

TSTPBCOH2	$32

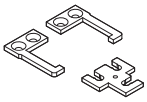

T, Change-of-Height Screen Connectors

TSTPBCOH3	$46

120° Two-Way, Same Height Screen Connector

TSTPB120	$47

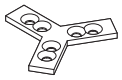

120° Three-Way, Same Height Screen Connector

TSTPB120Y	$52

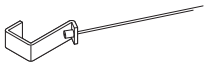

Worksurface-to-Screen Tie

TSTPBWT	$57

For Canadian Pricing
Multiply U.S. Price by the Canadian price factor.
▶ See page 1 for details.

HV Cabinet

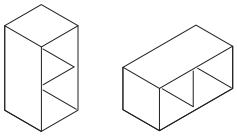

Tip: Laminate grain direction on doors runs vertical when cabinet is horizontal.

Tip: Pull paint color number is required when door option is selected.
▶Page 178

Standard Includes	Required to Specify
▶Need help? Product details, page 136 • Steel cabinet and shelf: paint price group 1 • Center divider: laminate color to complement cabinet • Shipped fully assembled	1 Style number 2 Paint color number for cabinet and shelf 3 Options, If selected (see below) ▶See *Surface Materials*, page 178.

	Options	U.S. Price	Required to Specify
Surface Materials	**Steel cabinet and shelf**		
	• Paint price group 1	No cost	Specify paint color number.
	• Paint price group 2	+$44	Specify paint color number.
	Pulls		
	• Paint price group 1	No cost	Specify paint color number.
	• Paint price group 2	+$ 5 per door	Specify paint color number.
Doors	**Laminate**		
	• One laminate sliding door	+$34	Specify *with one laminate sliding door.*
	• Two laminate sliding doors	+$68	Specify *with two laminate sliding doors.*
Related Products	• Counters		▶Page 140
	• Pile File		▶Page 174
	• Markerboards		▶Page 175

Specification Information

Dimensions D	W	H	Style Number	U.S. Base Price
18"	18"	36"	**TSTSCHV36**	$434

For Canadian Pricing
Multiply U.S. Price by the Canadian price factor.
▶See page 1 for details.

Shared HV Cabinet

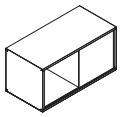

	Standard Includes	Required to Specify
▶Need help? Product details, page 136	• Steel cabinet and center divider: paint price group 1 • Non-locking • Shipped fully assembled	1 Style number 2 Paint color number for cabinet and center divider 3 Options, If selected (see below) ▶See *Surface Materials*, page 178.

Tip: Pull paint color number is required when door option is selected.
▶Page 178

	Options	U.S. Price	Required to Specify
Surface Materials	**Steel cabinet**		
	• Paint price group 1	No cost	Specify paint color number.
	• Paint price group 2	+$44	Specify paint color number.
	Pulls		
	• Paint price group 1	No cost	Specify paint color number.
	• Paint price group 2	+$10	Specify paint color number.
Doors	**Laminate**		
	• Two laminate sliding doors	+$68	Specify *with two laminate sliding doors* and indicate laminate color number. ▶See *Surface Materials*, page 178.
Related Products	• Magnetic markerboards		▶Page 175
	• Magnetic tackboards		▶Page 175

Specification Information

Dimensions D	W	H	Style Number	U.S. Base Price
18"	18"	36"	**TSTSCHVD36**	$616

For Canadian Pricing
Multiply U.S. Price by the Canadian price factor.
▶See page 1 for details.

Bookcases

	Standard Includes	Required to Specify
▶Need help? Product details, page 137	• Low-Pressure Laminate bookcase with matching polypropylene edge band • Two fixed shelves each side for shared bookcase • One fixed shelf for personal bookcase • Shipped fully assembled	1 Style number 2 Low-Pressure Laminate color number for bookcase 3 Options, if selected (see below) ▶See *Surface Materials*, page 178.

Tip: A personal bookcase can be specified with optional legs for use at the bottom of a Counter.

	Options	U.S. Price	Required to Specify
Legs	• Legs for personal bookcase	+$57	Specify *with legs.*
Related Products	• Counters • Pile File		▶Page 140 ▶Page 174

Specification Information

Dimensions D	W	H	Style Number	U.S. Base Price
Shared Bookcase				
18"	18"	36"	**TSTSBS3618**	$661
Personal Bookcase				
9"	18"	18"	**TSTSBP1818**	$325

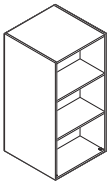

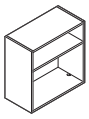

without legs (standard)

with legs (optional)

For Canadian Pricing
Multiply U.S. Price by the Canadian price factor.
▶See page 1 for details.

My File

Tip: When placing My File under worksurface, leave six inches for bracket.

	Standard Includes	Required to Specify
▶Need help? Product details, page 138	• My File and drawer front: Low-Pressure Laminate • Steel drawer body: black only • File drawer to accommodate suspended side-to-side filing, and provides space in front of files for miscellaneous storage • Non-locking drawer • turnstone ledge pull: paint price group 1 • Adjustable leveling glides • Shipped fully assembled • Attachment hardware	1 Style number 2 Low-Pressure Laminate color number for file and drawer front 3 Paint color number for turnstone ledge pull 4 Options, if selected (see below) ▶See *Surface Materials*, page 178. *Tip: Remember to specify lock cylinder and key.* ▶Lock cylinders, page 409

Tip: Remember to specify lock cylinder and key.
▶Lock cylinders, page 409

	Options	U.S. Price	Required to Specify
Surface Materials	**Pulls**		
	• Paint price group 1	No cost	Specify paint color number.
	• Paint price group 2	+$ 6	Specify paint color number.
Drawer lock	• Drawer lock: 9201 Polished Chrome	+$117	Specify *with 9201 Polished Chrome lock.*
Related Products	• Worksurfaces		▶Pages 157–160

Specification Information

Dimensions D	W	H	Style Number	U.S. Base Price
24"	18"	15"	**TSTSFL1518**	$ 685
24"	36"	15"	**TSTSFL1536**	$1083

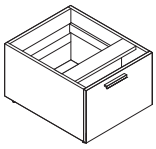

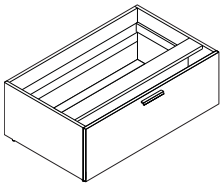

For Canadian Pricing
Multiply U.S. Price by the Canadian price factor.
▶See page 1 for details.

Lateral File Cushion

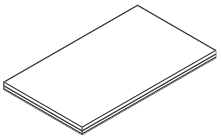

Tip: Lateral file cushion can be installed on Tour coffee table height work-surface when attached to a Tour Counter and above a My File on worksurface frame support.

	Standard Includes	Required to Specify
▶Need help? Product details, page 138	• Fully upholstered lateral file cushion: fabric price group 1 • Hardware package to attach cushion to worksurface • Meets Cal. 117 requirements • Ships ready to assemble	1 Style number 2 Fabric color number for lateral file cushion 3 Options, if selected (see below) ▶See *Surface Materials,* page 311.

	Options	U.S. Price	Required to Specify
Surface Materials	**Upholstery**		
	• Fabric price group 1	No cost	Specify fabric color number.
	• Fabric price group 2	+$ 26	Specify fabric color number.
	• Fabric price group 3	+$ 48	Specify fabric color number.
	• Fabric price group 4	+$ 68	Specify fabric color number.
	• Fabric price group 5	+$ 85	Specify fabric color number.
	• Fabric price group 6	+$106	Specify fabric color number.
	• Fabric price group 7	+$121	Specify fabric color number.
	• Fabric price group 8	+$153	Specify fabric color number.
	• Fabric price group 9	+$188	Specify fabric color number.
	• Fabric price group 10	+$213	Specify fabric color number.
	• Leather price group	+$533	Add suffix **L** to style number and specify leather color number.
	• Customer's Own Material (COM) or Customer's Own Leather (COL)	+$ 37	▶See *Understanding Customer's Own Material (COM),* page 404

Specification Information

Dimensions D	W	H	Style Number	U.S. Base Price
24"	36"	2"	**TSTLATPAD**	$288

For Canadian Pricing
Multiply U.S. Price by the Canadian price factor.
▶See page 1 for details.

Pile File

Tip: Adding a markerboard increases the usability of the Pile File's steel top and back.

Tip: Add an HV cabinet or bookcase to the top to add more storage space.

Tip: For legal size front-to-back filing, use 15" universal storage rail RXADRL15.

Tip: Remember to specify lock cylinder and key.
▶Lock cylinders, page 409

Tip: Due to stability requirements, fixed casters support the lower drawer and the 360° casters support the overall load of the Pile File.

	Standard Includes	Required to Specify
▶Need help? Product details, page 139	• Steel top, back, and fixed center shelf: paint price group 1 • Drawer front, sides and sliding shelves: Low-Pressure Laminate • Drawer body: black only • Drawer and shelf suspensions: black only • turnstone ledge pull: paint price group 1 • Adjustable leveling glides • Shipped fully assembled	1 Style number 2 Paint color number for top, back, and fixed center shelf 3 Low-Pressure Laminate color number for drawer front, sides, and sliding shelves 4 Paint color number for turnstone ledge pull 5 Options, if selected (see below) ▶See *Surface Materials*, page 178.

	Options	U.S. Price	Required to Specify
Surface Materials	**Steel top, back, and fixed center shelf**		
	• Paint price group 1	No cost	Specify paint color number.
	• Paint price group 2	+$ 44	Specify paint color number.
	Pulls		
	• Paint price group 1	No cost	Specify paint color number.
	• Paint price group 2	+$ 6	Specify paint color number.
Drawer lock	• Drawer lock: 9201 Polished Chrome	+$117	Specify *with 9201 Polished Chrome lock.*
Casters	• Casters	+$ 57	Specify *with casters.*
Related Products	• Markerboards • HV cabinets		▶Page 175 ▶Pages 169–170

Specification Information

Dimensions D	W	H	Style Number	U.S. Base Price
18"	36"	42"	**TSTSFP4236**	$1197

For Canadian Pricing
Multiply U.S. Price by the Canadian price factor.
▶See page 1 for details.

Magnetic Markerboards and Tackboards

Markerboards

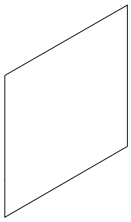

Tip: Makes a convenient markerboard on any steel surfaces.

Tip: Actual markerboard dimensions are 16½" x 16½" and 34" x 16½" respectively. They are designed to fit within the 18" x 18" and 36" x 18" footprint of the HV Cabinets and Pile File.

Standard Includes	Required to Specify
▶Need help? Product details, page 136 • Magnetic markerboard: 6650 Sodium	Style number

Related Products

- HV cabinets ▶Pages 169–170
- Pile File ▶Page 174

Specification Information

Dimensions D	W	H	Style Number	U.S. Price
⅛"	18"	18"	**TSTSMB1818**	$ 57
⅛"	36"	18"	**TSTSMB3618**	$114

Tackboards

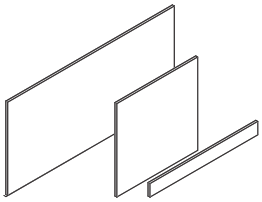

Tip: Actual tackboard dimensions are 16½" x 16½" and 34" x 16½" respectively. They are designed to fit within the 18" x 18" and 36" x 18" footprint of the HV Cabinets and Pile File.

Standard Includes	Required to Specify
▶Need help? Product details, page 136 • Magnetic tackboard: fabric price group 1 (Systems upholstery)	1 Style number 2 Fabric color number for upholstery 3 Options, if selected (see below) ▶See *Surface Materials*, page 178.

	Options	U.S. Price	Required to Specify
Surface Materials	**Standard Systems Upholstery**		
	• Fabric price group 1	No cost	Specify fabric color number.
	Standard Seating Upholstery		
	• Fabric price group 1	No cost	Specify fabric color number.
	• Fabric price group 2	+$ 9	Specify fabric color number.
	• Fabric price group 3	+$21	Specify fabric color number.
	• Customer's Own Material (COM)	+$32	Specify fabric color number.
			▶See *Understanding Customer's Own Material (COM)*, page 404

Specification Information

Dimensions W	H	Style Number	U.S. Base Price
22"	2½"	**TSTSMT0322**	$109
18"	18"	**TSTSMT1818**	$205
36"	18"	**TSTSMT3618**	$319

For Canadian Pricing
Multiply U.S. Price by the Canadian price factor.
▶See page 1 for details.

Task Lights

Underline Task Light

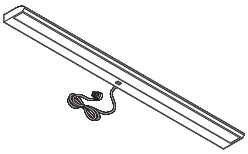

Standard Includes	Required to Specify
▶ Need help? See *Answer Specification Guide* for product details. • Steel light housing: paint • Aluminum reflector • Batwing lens • Polycarbonate end caps: molded to match housing • Cords, 9' cord with three-prong plug at 90°/45° angle: black plastic only • Soft touch switch • Thin profile, energy-efficient T2 fluorescent lamp • Universal spring brackets for recessed mount and screw-in for flush mount • Tool free clips for New York application	1 Style number 2 Paint color number for housing and end caps: 0835 Black 7018 Pewter 7021 Dark Champagne

Specification Information

Dimensions D	W	H	Lamp Wattage	Style Number	U.S. Price
Without Dimming					
4¾"	22"	¾"	13 watts	**LT2**	$288
With Chicago Cord Including Circuit Breaker					
4¾"	22"	¾"	13 watts	**LT2CHI**	$331

Mini LED Task Light

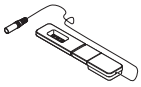

Standard Includes	Required to Specify
▶ Need help? See *Steelcase Worktools Specification Guide* for product details. • Light: 4799 Platinum • 9' power cord • Attachment hardware	Style number

Specification Information

Dimensions D	W	H	Style Number	U.S. Price
1½"	7"	⅗"	**LMINILED**	$242

For Canadian Pricing
Multiply U.S. Price by the Canadian price factor.
▶ See page 1 for details.

SOTO
Tour Rails



Standard Includes	Required to Specify
• Rail: 4799 Platinum	Style number

Related Products

• SOTO shelves	▶ Page 364
• SOTO worktools	▶ Pages 361–370

Tip: Allow 1" clearance between worksurface and rail for cable management. Allow 2" for rail mount installed behind a worksurface, and 3¾" overall to install the rail.

Tip: Maximum weight load rails are 2 pounds per linked inch.

Tip: Each clamp requires a 2" footprint above the worksurface, and a 3¼" clearance below the worksurface.

Tip: Tour rails clamp to Tour Bench Troughs. Rails are not applicable for glass surfaces.

Specification Information

Corresponding Table Top Width	Dimensions D	W	H	Style Number	U.S. Price
60"	1"	52"	3¼"	**DSRT52**	$251
66"	1"	58"	3¼"	**DSRT58**	$263
72"	1"	64"	3¼"	**DSRT64**	$277

For Canadian Pricing
Multiply U.S. Price by the Canadian price factor.
▶ See page 1 for details.

Surface Materials

▶For Surface Materials matrices for all product lines, see page 379.

Laminate

Steelcase Surfaces

Low-Pressure Laminate

Applies to:
- Counter center infill and end panel infill
- Laminate worksurface supports
- Countertops
- Worksurfaces
- Shelves
- Modesty panels
- Screens
- HV cabinet doors
- Bookcases
- Pile File
- My File

25L1 Winter on Maple LPL
25L5 Virginia Walnut LPL
25L6 Blackwood LPL
25L8 Clear Walnut LPL
25L9 Warm Oak LPL Ⓔ
26L1 Natural Cherry V2 LPL
2L30 Arctic White LPL

High-Pressure Laminate

Applies to: (standard products)
- Worksurfaces
- Shelves

Fiber Laminate

2851 Rhyme Fiber Ⓔ
2854 Vellum Fiber
2859 Novell Fiber
2860 Granite Fiber
2861 Coconut Fiber
2862 Stucco Fiber

Micro Laminate

2920 Marl Micro
2921 Gypsum Micro
2922 Clay Micro
2923 Shadow Micro Ⓔ

Patina Laminate

2870 Blonde Bronze Patina
2871 Blackened Bronze Patina
2873 Instant Iron Patina

Solid Laminate

2722 Cream Ⓔ
2730 Arctic White
2759 Warm White Ⓔ
2811 Mist Ⓔ
2884 Milk

Ⓔ = Established

Speckle Laminate

2820 Coffee Speckle
2822 Woodrose Speckle Ⓔ
2823 Driftwood Speckle
2824 Smoke Speckle
2825 Vanadium Speckle

Woodgrain Laminate

2406 Clear Cherry
2412 Natural Cherry
2422 Medium Cherry
2511 Winter on Maple
2538 Clear Walnut
2539 Warm Oak Ⓔ
2592 Blonde on Maple
2714 Natural Walnut
2772 Medium Mahogany on Walnut Ⓔ
2HAK Clear Oak

turnstone Laminate Collection

2535 Virgina Walnut
2536 Blackwood

Custom Surfaces

Open Line Laminate (OLL)

This service allows you to order non-standard laminate at an additional processing fee of $69 U.S. per worksurface or top, plus the cost of the laminate.

When processing orders for Open Line laminate on turnstone products, specify 2900 in the laminate finish field and enter the OLL manufacturer information. Enter the required edge finish as you would a standard laminate.

Edge color for the Open Line laminate on turnstone products must be determined by the dealer and customer before orders can be entered. Specify appropriate 2K finish number.
Tip: Standard laminates being used in the Open Line laminate program to obtain a different edge detail will be charged the Open Line laminate upcharge; however, no additional charges for the laminate will be applied.

Laminate Approval and Material Requirements

To confirm whether a particular laminate has already been tested for use on a specific Steelcase product or to determine material square foot requirements:
- Visit *www.steelcase.com*

For additional information, refer to the *Steelcase Surface Materials Reference Manual*.

Plastic

Steelcase Surfaces

Applies to:
- Worksurface edge band
- Shelf edge band

6000 Black
6001 Coffee
6009 Arctic White
6034 Natural Cherry
6036 Medium Cherry
6037 Winter on Maple
6038 Blonde on Maple
6041 Natural Walnut
6045 Medium Mahogany on Walnut Ⓔ
6052 Milk
6053 Seagull
6234 Clear Cherry
6242 Virginia Walnut
6243 Blackwood
6245 Clear Walnut
6246 Warm Oak Ⓔ
6249 Platinum Solid
6271 Plywood
6527 Merle
6615 Grey V5
6619 Ice Ⓔ
6631 Cream
6635 Dawn Ⓔ
6636 Mist
6654 Sand
6655 Warm White
6676 Marbled White
6677 Chocolate Walnut
6678 Marbled Cherry
6689 Brushed Silver Ⓔ
6694 Slate
6695 Midnight
6697 Fog
6698 Fieldstone

Applies to:
- Vertical Cord Cover Grommet Insert

6000 Black
6009 Arctic White
6249 Platinum Solid

Paint

Steelcase Surfaces

Applies to:
- Counter top tray
- Counter center infill
- HV and shared HV cabinets
- Vertical Cord Cover
- Pile File top, back, and fixed center shelf
- Bench Trough
- Bench Screen
- Post legs
- Worksurface frame support
- Modesty panel bracket

Price Group 1

7207 Black (Textured)
7225 Sand (Textured)
7241 Arctic White (Textured)
7243 Seagull (Textured)

Price Group 2

4750 Champagne Metallic
4798 Sterling Metallic
4799 Platinum Metallic
7246 Midnight Metallic (Textured)

Applies to:
- HV cabinet laminate sliding door pulls
- Pile File turnstone ledge pulls
- My File turnstone ledge pull

Price Group 1

7207 Black (Textured)

Price Group 2

4799 Platinum Metallic

Upholstery

Steelcase Surfaces

Applies to:
- Magnetic tackboards

Systems Upholstery

Price Group 1

Boccie

Seating Upholstery

Price Group 1

Buzz2

Price Group 2

Cogent: Connect
Nitelights

Price Group 3

Billiard Multi-Use by Designtex

HV Cabinet Center Divider

Steelcase Surfaces

HV cabinet center divider laminate color number defaults based on the paint selection.

Cabinet paint:	Default laminate center divider:
4750 Champagne Metallic	247L Black
4798 Sterling Metallic	247L Black
4799 Platinum Metallic	247L Black
7207 Black (Textured)	247L Black
7225 Sand (Textured)	2L30 Arctic White
7241 Arctic White (Textured)	2L30 Arctic White
7243 Seagull (Textured)	2L83 Seagull
7246 Midnight Metallic (Textured)	247L Black

Campfire

Statement of Line 180

Product Details

Big Table Facts 182
LED Personal Task Lights 184
Mobile Storage Cabinet Facts 186
Screen and Big Lamp Facts 187
Big Lounge, Half Lounge, Wedge, and Ottoman Facts 188
Personal Table and Paper Table Facts 189
Slim Table, Skate Table, and Footrest Facts 190

Specifying

Big Tables 192
Big Tables with Trough 193
Big Tables with Grommets 194
Big Tables – Half Depth 195
Table Accessories 196
Mobile Storage Cabinets 197
Big Lamp 198
Personal Table 199
LED Personal Task Lights 200
Paper Table and Accessories 201
Screens 203
Big Lounge 204
Half Lounge, Wedge, and Ottoman 205
Slim Table, Skate Table, and Footrest 208
Accessories 211

Surface Materials 212

Statement of Line

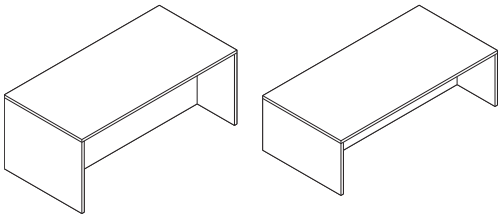

Big Tables
Understanding
▶ Page 182
Specifying
▶ Page 192

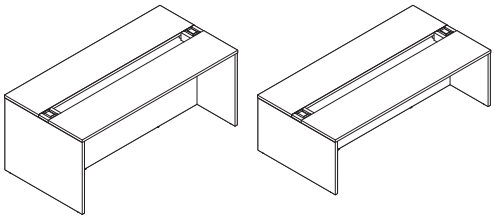

Big Tables with Trough
Understanding
▶ Page 182
Specifying
▶ Page 193

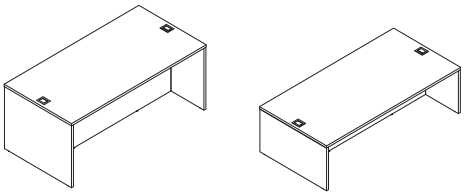

Big Tables with Grommets
Understanding
▶ Page 182
Specifying
▶ Page 194

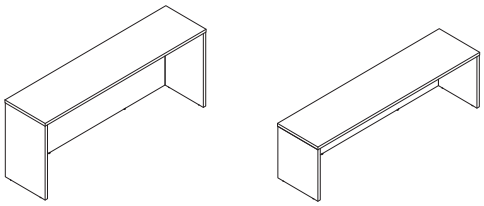

Big Tables—Half Depth
Understanding
▶ Page 182
Specifying
▶ Page 195

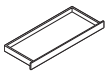

Table Drawer
Understanding
▶ Page 182
Specifying
▶ Page 196

Center Rail
Understanding
▶ Page 183
Specifying
▶ Page 196

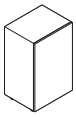

Mobile Storage Cabinets
Understanding
▶ Page 186
Specifying
▶ Page 197

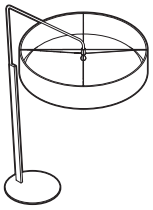

Big Lamp
Understanding
▶ Page 187
Specifying
▶ Page 198

Personal Table
Understanding
▶ Page 189
Specifying
▶ Page 199

Paper Table
Understanding
▶ Page 189
Specifying
▶ Page 201

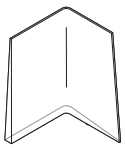

Screens
Understanding
▶ Page 187
Specifying
▶ Page 203

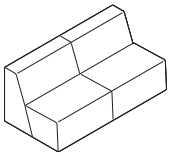

Big Lounge
Understanding
▶ Page 188
Specifying
▶ Page 204

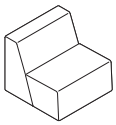

Half Lounge
Understanding
▶ Page 188
Specifying
▶ Page 205

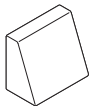

Wedge
Understanding
▶ Page 188
Specifying
▶ Page 206

Ottoman
Understanding
▶ Page 188
Specifying
▶ Page 207

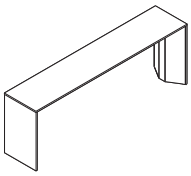

Slim Table
Understanding
▶ Page 190
Specifying
▶ Page 208

Skate Table
Understanding
▶ Page 190
Specifying
▶ Page 209

Footrest
Understanding
▶ Page 190
Specifying
▶ Page 210



Accessories
Understanding
▶ Page 183
Specifying
▶ Page 211

LED Lights

Personal task lights offer end users added control and adjustability to place the proper amount of personal lighting to create a holistic worksetting. Ideally suited for rail-mount, desk, or freestanding applications.

Rail-Mounted and Non Rail-Mounted

LED Personal Task Lights

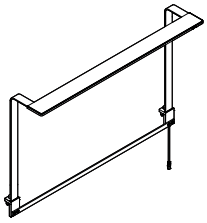

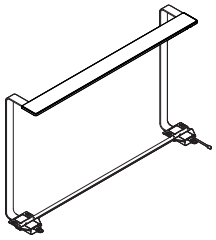

Mounting	• Rail-mounted attaches directly to rail systems in Ology, c:scape, FrameOne, Elective Elements, Impact, turnstone Campfire Big Table, and SOTO Rail. The non rail-mounted version attaches to most freestanding desks and tables. *Tip: Non rail-mounted LED personal task lights will not work on worksurfaces with knife edge that is longer than 1¼", or with modesty panels or modesty screens closer than 6" from the back edge.*
	Understanding ▶ Page 184 Specifying ▶ Page 200
Depth	6"
Width	30"
Lamp	120 LEDs
Color Temperature	3500K
Description	Intended to be a primary light source, LED personal task light covers the user's active work zone with a smartly-designed array of light. The light is specifically designed to direct light where it is needed. Energy efficient at only 14 watts, LED personal task light is engineered to have a useful life of over 50,000 hours. It attaches directly to the rail systems of Ology, c:scape, FrameOne, Impact, Elective Elements, turnstone Campfire Big Table, and SOTO Rail. A non-rail-mounted version attaches to freestanding desks and tables.
Finish Options	• Fixture and stanchions, paint: 4799 Platinum Metallic, 4231 Arctic White, 4710 Low Gloss Black. Plastic cover Arctic White (6009) only.
Optics	• Polycarbonate matte film
Ballasts	• Energy saving low-voltage power supply
Electronic Dimmer	• Standard on all lights
Average Rated Lamp Life	• 50,000 hrs.
Warranty	• Power supply - 5 years • Fixture - 12 years

Big Table Facts

Big Tables are offered in Low-Pressure Laminate, High-Pressure Laminate, and veneer. Table tops and end panels are 1⅜" thick and center panel is 1" thick. Table top comes standard with two reinforcing channels built into the worksurface for added strength.
▶ Specifying, pages 192–195

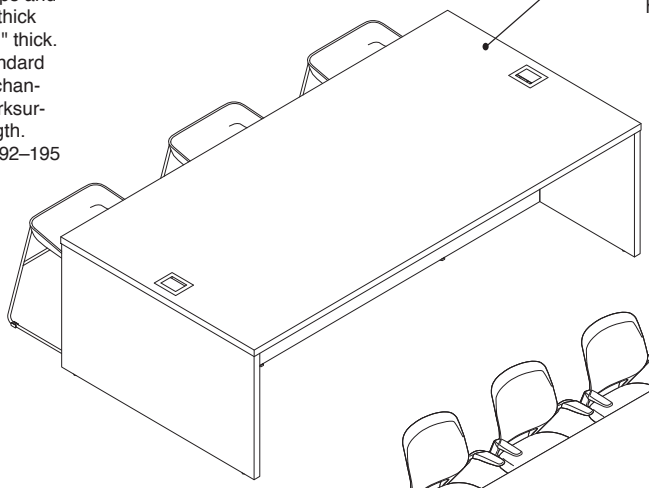

Big Tables are available at seating height of 28" high or standing height of 40" high.

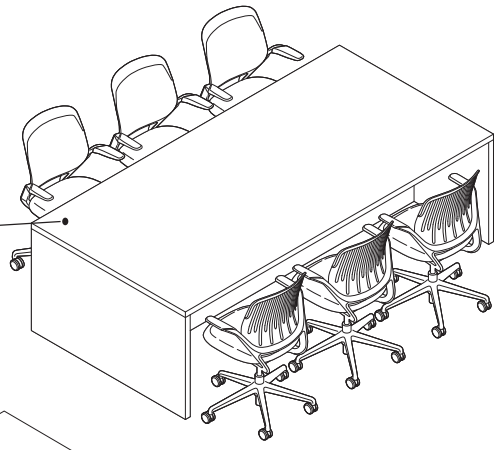

Big Tables are available with an uninterrupted worksurface, uninterrupted worksurface with pop-up power, or Big Tables can be specified with a split worksurface top with a trough that runs down the center of the table.

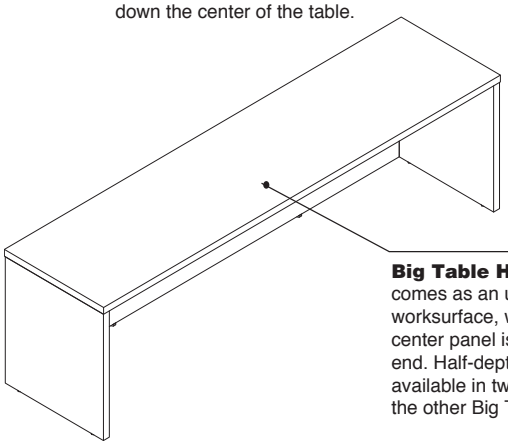

Big Table Half Depth comes as an uninterrupted worksurface, where the center panel is moved to the end. Half-depth tables are available in two heights like the other Big Tables.

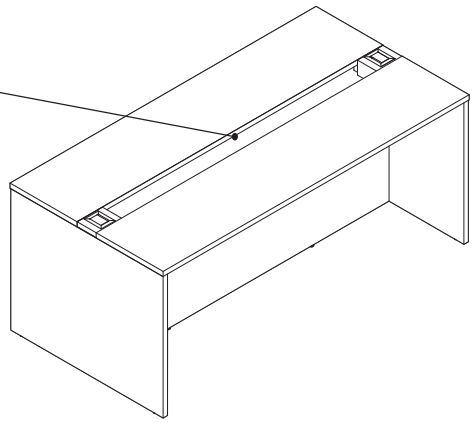

Big Table Trough has a 10" depth, with a 6" open inside the split worksurface and 2" open each side underneath the Big Table worksurface.

Actual Dimensions

Depth	24" or 48"
Width	96"
Height	28" or 40"

Product Details

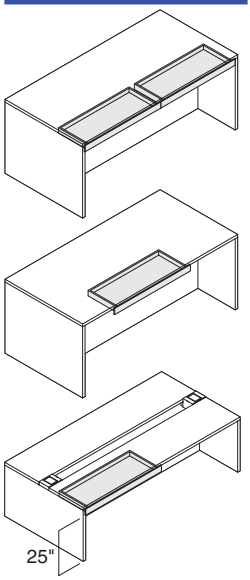

Low-Pressure Laminate Table Drawer is 3"D x 48"W, can be placed in three locations on either side of the Big Table and Big Table with Trough. Trough must be ordered separately. *Tip: When used on a 28"H Big Table knee clearance will be reduced by 3".*

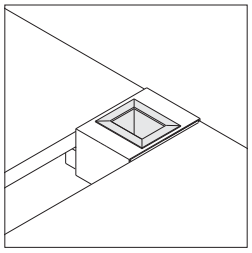

Flip grommets come standard on each end of Big Table with Trough when power is not optioned.

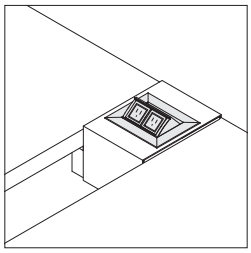

Two Receptacles for power (TS4TPWR) are available in place of the standard grommet on each end.

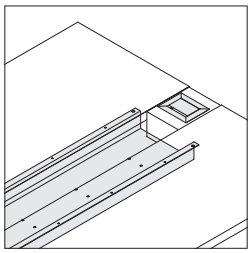

Big Table trough is a painted platinum open steel technology tray that allows for cable management. Either end of the trough comes standard with an anodized aluminum grommet that has a flip-top panel for access to route cables. Trough comes standard on split worksurface.

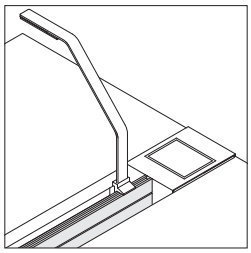

Optional anodized aluminum table Center Rail installs in the table trough and allows for SOTO rail accessories. Can be ordered separately.

Wiring and Cabling

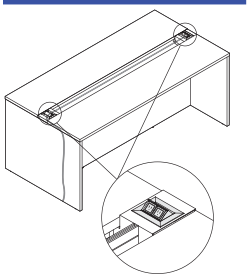

Dual anodized aluminum power and data solutions are available as a standard option or field installed. 15-amp, one-circuit power solution with a 10' cord is standard. TS4TPWR and TS4TPWRD requires one building outlet and provides four user outlets. When ordering data TS4TPWRD, user will get one outlet and one data opening on each end.

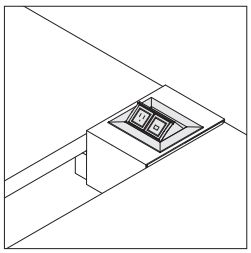

One receptacle and one data (TS4TPWRD) are available in place of the standard grommet on each end.
Tip: Includes open data port. Communication voice/data jacks are customer provided.

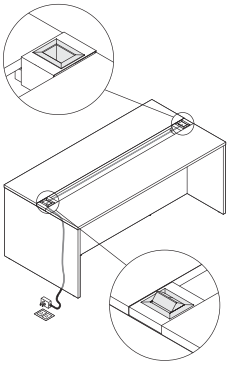

Single anodized aluminum power and data solutions are also available for field installation. They replace one of the standard grommets. 15-amp, one-Circuit power solution with a 10' cord is standard. TS4TPWR1 and TS4TPWRD1 provide a lower cost solution that requires one building outlet and provides two user outlets. When ordering data TS4TPWRD1, user will get one outlet and one data opening.

Two receptacle (TS4TPWR1) replaces one of the standard grommets.

One receptacle/one data (TS4TPWRD1) replaces one of the standard grommets.

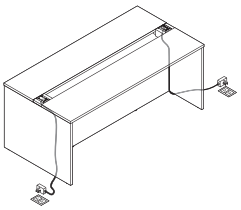

When using two single anodized power and data solutions, a second building outlet is required.

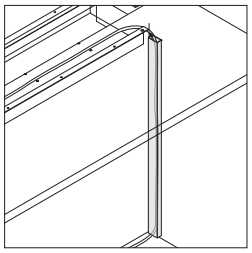

Vertical Cord Covers (TS4TVWM28 and TS4TVWM40) come in two heights, 28"H and 40"H. Vertical Cord Covers are used to route electrical cords vertically on Big Table with Trough.

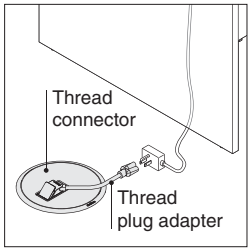

Thread Power Application
When using Thread power solutions in conjunction with Big Table power, please specify the following Thread power options to create a connection for Big Table power options to Thread power system:
- **Thread connector (PFLCNCTR)** Please note there are one-door and two-door options available.
- **Thread plug adapter (PFLADPTR)** Thread plug adapter is needed to connect Big Table power plug to Thread power system.

▶ See *Architectural Solutions Specification Guide*.

Surface Materials

Big Table and Table Drawer
- Low-Pressure Laminate

Big Table Trough
- 4799 Platinum Metallic

Electrical/communication components
- Anodized aluminum

Vertical wire management
- Black plastic

LED Personal Task Lights

▶ Specifying, page 200

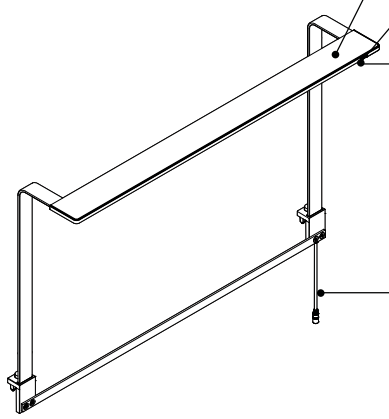

Plastic cover finish in arctic white only.

Soft on and soft off light activation.

Illuminated soft touch switch has continuous dimming.

Cord exists from under the stanchion.

Product Details

Personal task light includes the lamp and power supply with cord set. Rail-mounted version includes rail brackets. Non rail-mounted version includes universal mounting brackets.

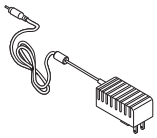

Power supply is an 18 watt 2 prong driver plug with 9' black cord.
Tip: Energy saving mini-LEDs greatly reduce power use.

Connections

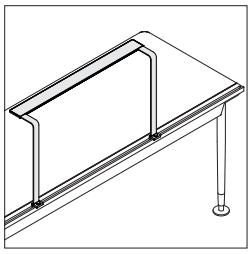

LED personal task light mounts directly to the rail systems of Ology, c:scape, FrameOne, Elective Elements, Impact, turnstone Campfire Big Table, and SOTO rail.

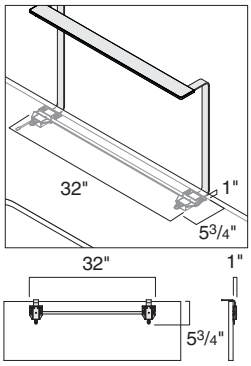

Non rail-mounted LED personal task lights will not work on worksurfaces with knife edge that is longer than 1 1/4", or with modesty panels or modesty screens closer than 6" from the back edge.

Wiring & Cabling

Personal task light includes the lamp and power supply with cord set.

Power supply uses a modular cord with standard two prong plug, an integrated low voltage cord, and a connector to attach to light.

Surface Materials

Housing
- 6009 Arctic White plastic only

Fixture and stanchions
- 4231 Arctic White
- 4710 Low Gloss Black
- 4799 Platinum Metallic

Cord
- Black plastic only

Actual Dimensions

Depth	6"
Width	30"
Height	17"

Power Supply Cord (9')

Photometric Data

LED Personal Task Lights

Initial horizontal footcandles for LPTL30 and LPTL30NR

Worksurface rear

0"	15	14	13	12	11	9	6	6	5	4	3	2	2
3"	21	20	18	17	15	13	11	8	6	5	3	3	2
6"	31	31	29	26	23	19	15	12	9	7	5	3	2
9"	51	50	46	42	36	29	23	18	13	9	6	4	3
12"	82	79	73	64	53	43	32	23	16	11	7	5	3
15"	109	105	96	83	68	53	39	27	19	12	8	6	4
18"	105	102	93	81	66	51	37	27	18	12	9	6	4
21"	76	75	69	59	50	39	30	22	16	11	7	5	4
24"	48	47	44	39	33	27	21	16	12	9	6	5	3
27"	29	28	27	24	21	17	14	11	9	7	5	4	3
30"	18	18	17	16	14	12	10	8	7	5	4	3	2
	CL	3"	6"	9"	12"	15"	18"	21"	24"	27"	30"	33"	36"

Worksurface front

Mobile Storage Cabinet Facts

Mobile Storage Cabinets and Storage Cabinet Wardrobes are offered as left-hand or right-hand units in Low-Pressure Laminate with two adjustable shelves.
▶ Specifying, page 197

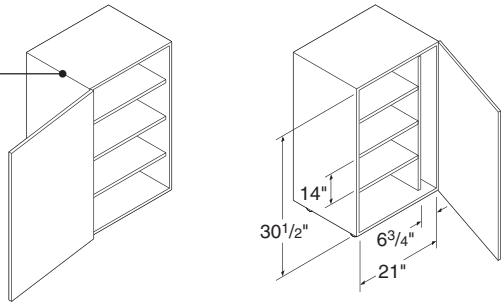

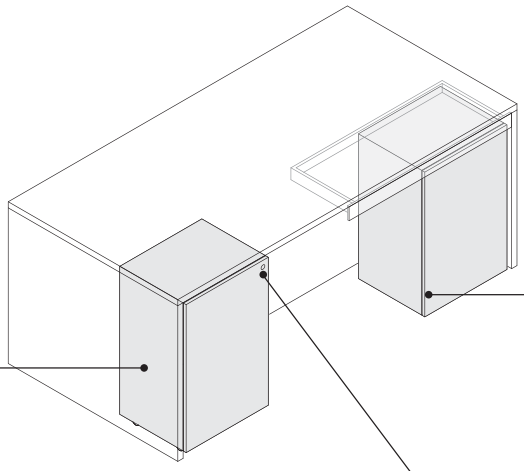

Storage Cabinets can be used with 40"H Big Tables and Big Tables with Trough or as freestanding storage units.

Mobile Storage Cabinets ship standard with casters. When Mobile Storage Cabinets are intended to be used underneath a Table Drawer, the glide option will need to be selected to provide enough clearance underneath the drawer.

Storage Cabinets and Wardrobe have an optional front-removable lock.

Product Details

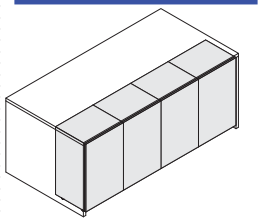

Up to four Mobile Storage Cabinets can fit up to four per side underneath a Big Table.

Cabinet Stop Brackets are available through Service Parts (TS4C025SR) to assure that the cabinets are aligned with the Big Table edge.

Surface Materials

Mobile Storage Cabinets and Storage Cabinet Wardrobe
- Low-Pressure Laminate

Actual Dimensions

Depth	18½"
Width	23"
Height (with casters)	38"
Height (with glides)	35"

Screen and Big Lamp Facts

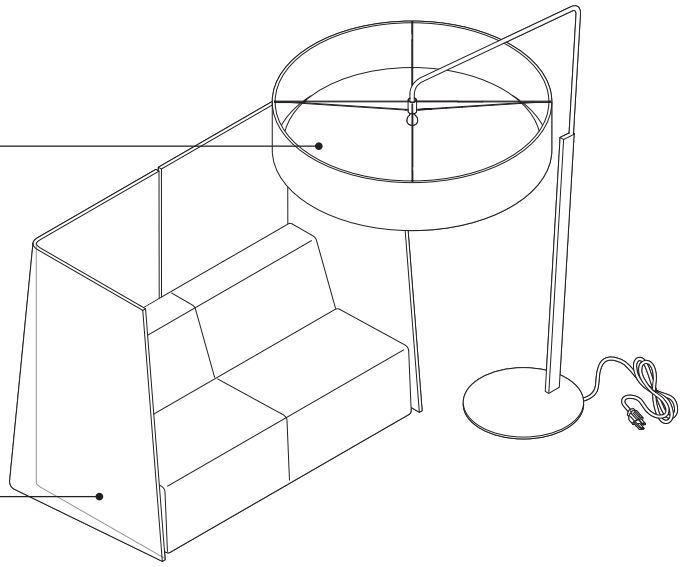

Big Lamp has a painted steel base with fabric lamp shade and white diffuser. At a height of 7'-9', the Big Lamp can be installed in a room with an 8' high ceiling or taller. 15-amp plug with 9' electrical cord and an on/off foot switch.
▶ Specifying, page 198
Tip: Consult local fire code authorities if a Big Lamp is placed near ceiling sprinkler system.

Screens are constructed with a steel frame and a mesh sock. Screens are handed. Right-hand and left-hand versions are available.
▶ Specifying, page 203

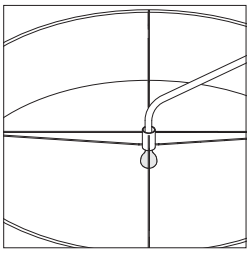

Light bulb is not included. Use a 100 watt 19 incandescent bulb or 15 watt BR30 LED flood bulb. A compact flourescent bulb may be used as long as the overall length does not exceed 4 7/16".

Surface Materials

Big Lamp
- Painted steel base
- Fabric screen and white diffuser

Screen
- Mesh: T615 Sultry Smoke

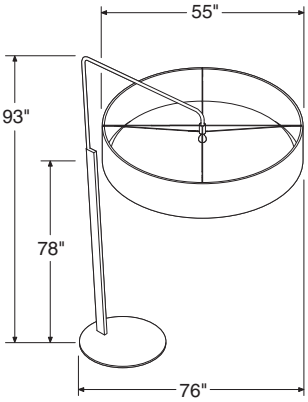

Actual Dimensions

Big Lamp

Depth	76"
Width	55"
Height	93"

Shade

Diameter	55"

Product Details

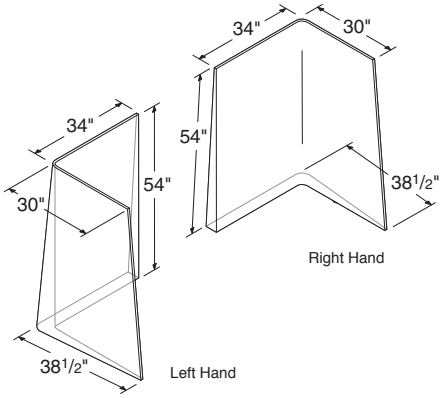

Screens are available in left- and right-hand versions.

Big Lounge, Half Lounge, Wedge, and Ottoman Facts

Big Lounge and Half Lounge come standard armless with black plastic feet. Available options include single or multiple fabrics on back and seat.
▶ Specifying, page 204

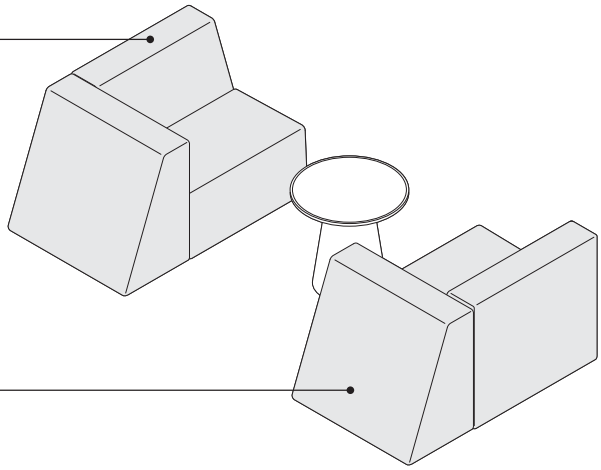

Wedge comes standard with black plastic feet and stability brackets. Independent Wedges and Half Lounges may be positioned into any configuration without moving or removing the stability brackets.
▶ Specifying, page 206

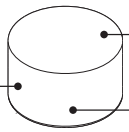

Ottoman ships fully assembled.

Ottoman supports up to 225 pounds.

Ottoman is the same as Alight Round Ottoman. It is often shown with Campfire and referred to as Campfire Ottoman. It is being included in the Campfire lounge specifying section for easy reference.
▶ Specifying, page 207

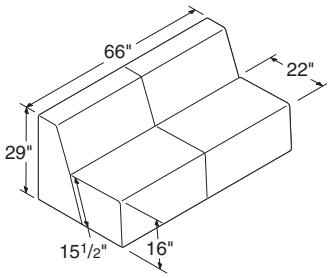

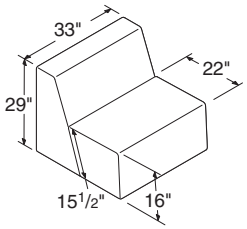

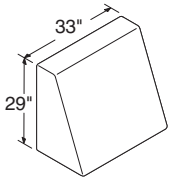

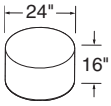

Actual Dimensions

	Big Lounge	Half Lounge	Wedge	Ottoman
Depth	32"	32"	17 7/8"	
Width	66"	33"	33"	24"
Height	29"	29"	29"	16"

Tip: Specify Ottoman with low profile glides to achieve 16"H.

Product Details

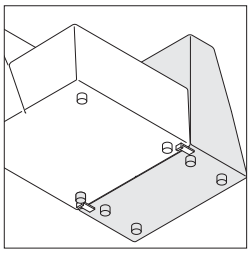

Wedges connected to the side of a Half Lounge would use the stability brackets facing towards the back as they come standard.

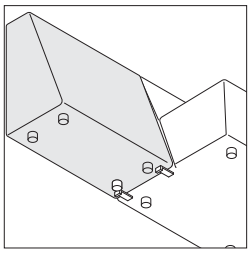

Wedges connected to the back of a Half Lounge or in-line with another Wedge would require moving the stability brackets to the side.

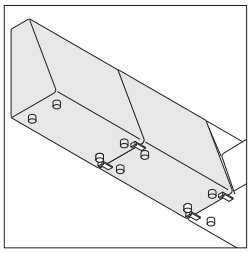

No more than two Wedges can be attached to a single lounge. Wedges can be freestanding, either alone or next to the Big Lounges or Half Lounges.

Surface Materials

Big Lounge, Half Lounge, and Wedge
- Fabric price groups 1-10
- COM

Personal Table and Paper Table Facts

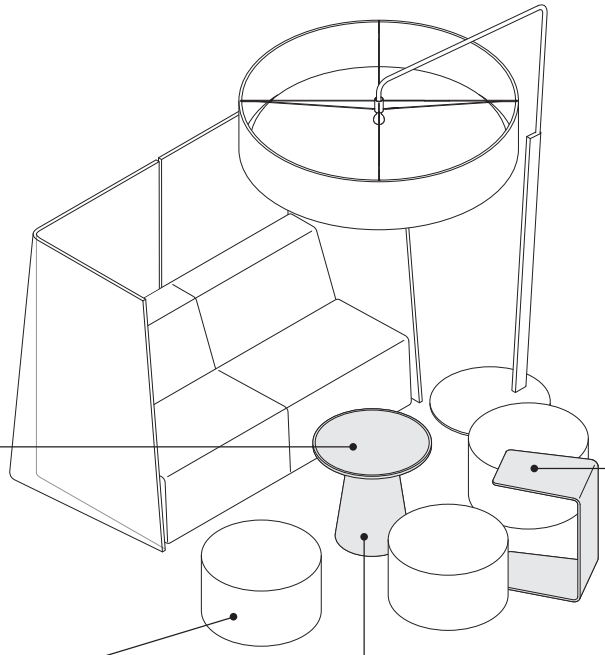

Paper Table has three top configurations:
- Paper (installed over steel table top tray)
- Glass (installed over steel table top tray)
- Steel table top tray

▶ Specifying, page 201

Alight Round Ottoman shown in this Campfire setting includes the low-profile glide option. This option decreases the seat height from 19" down to 16".

▶ Specifying, page 207

Personal Table is made from bent poplar wood with a natural edge finish. It nests underneath Big Lounge and can be used for a writing surface or laptop.

Tip: The Personal Table is not intended to be sat or stood on.

▶ Specifying, page 199

Paper Table is constructed with laminate base, plastic rotating table top, and steel table top tray.

Product Details

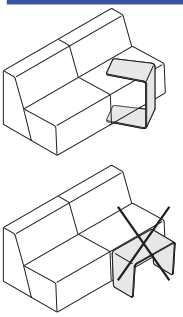

Personal Table is designed to be used in the vertical position only.

Surface Materials

Paper Table base
- Low-Pressure Laminate

Paper Table rotating table top
- Plastic: Arctic White

Paper Table top tray
- Steel: Arctic White paint

Personal Table
High-Pressure Laminate:
- 2535 Virginia Walnut
- 2730 Arctic White
- 2HAT Acacia

Veneer:
- 3611 Natural Oak

Open Line laminate

Actual Dimensions

Paper Table	
Depth	18"
Width	18"
Height	23½"

Personal Table	
Depth	19½"
Width	14"
Height	26"

Slim Table, Skate Table, and Footrest Facts

Slim Table serves as a functional anchor at a lounge setting, providing space definition, surface for piling, and distributing power for technology.
▶Specifying, page 208

Footrest supports feet and legs and is designed to be used in multiple orientations to encourage active movement when in a lounge posture.
▶Specifying, page 210

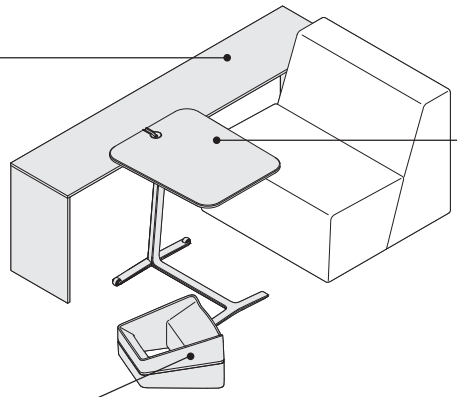

Skate Table is constructed of a painted steel base with 1/2" top in Low-Pressure Laminate (LPL), High-Pressure Laminate (HPL), or 3611 Natural Oak veneer.
Tip: The Skate Table is not intended to be sat on or stood on.
▶Specifying, page 209

Footrest is grey expanded polypropylene with a plastic band available in five finishes.

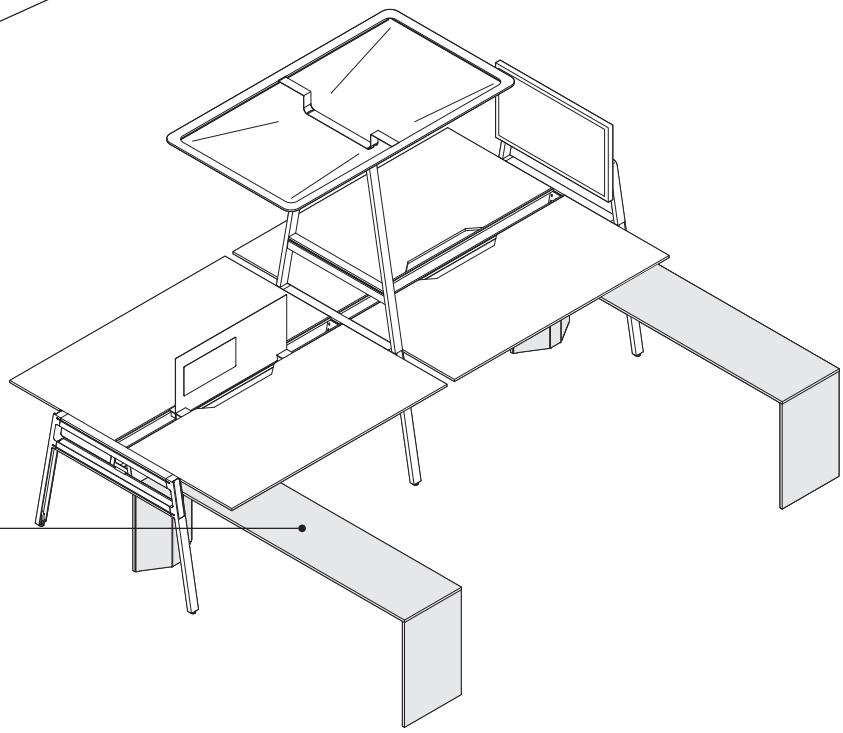

Slim Table is constructed of a painted steel frame with 1/2" top and side panels in Low-Pressure Laminate (LPL), High-Pressure Laminate (HPL), or 3611 Natural Oak veneer.

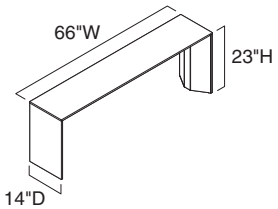

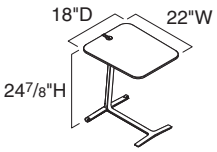

Actual Dimensions

	Slim Table	Skate Table	Footrest
Depth	14"	18"	16 5/8"
Width	66"	22"	16 1/4"
Height	23"	24 7/8"	11"
Weight	43 1/2 lbs.	10 1/2 lbs.	2 1/4 lbs.

Product Details

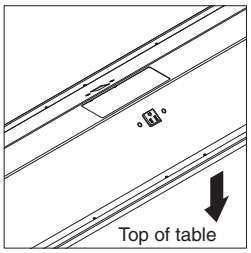

Slim Table comes equipped standard with two platinum simplex 15-amp power receptacles in the middle of each side of the table.

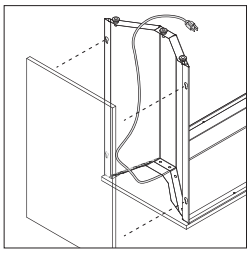

The power cord has 78" (6½ feet) of length from the bottom of the Slim Table to reach a power outlet.

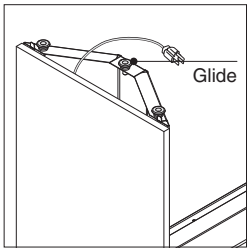

Glides are self leveling, three on either side of the Slim Table and are not adjustable.

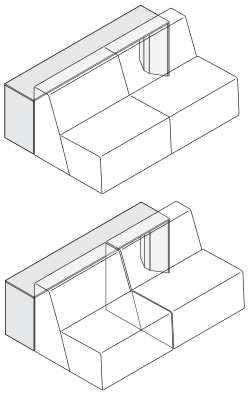

The Slim Table's 66" width fits perfectly behind a Big Lounge or two Half Lounges.

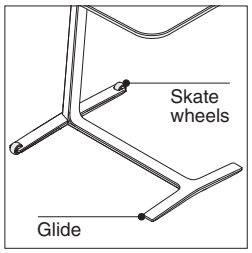

Skate Table comes equipped with two hard plastic glides on the front of the table base, but also two skate wheels on the back of the table base for easy maneuvering.



Skate Table has a Merle plastic grommet to manage cords when powering technology.

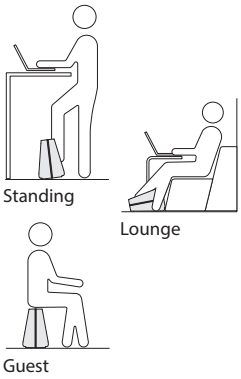

Footrest can be used when in a lounge posture, seated, or standing height. It can also be used as a guest chair.

Surface Materials

Slim Table and Skate Table
- Low-Pressure Laminate
- High-Pressure Laminate
- Veneer: 3611 Natural Oak

Slim Table and Skate Table
- 4140 Arctic White Gloss
- 4799 Platinum Metallic
- 7246 Midnight Metallic

Skate Table grommet
- 6527 Merle

Footrest band
- 6009 Arctic White
- 6333 Picasso
- 6335 Wasabi
- 6338 Chili
- 6527 Merle

High-Pressure Laminate edge
- Plastic

Weight Capacities

Slim Table: 240 pounds

Skate Table: 40 pounds

Big Tables

	Standard Includes	Required to Specify
▶ Need help? Product details, page 182	• 1⅜"-thick worksurface center and end panel: Low-Pressure Laminate • 3 mm radius edge band 4 top sides: default color to match laminate • 1 mm radius edge band vertical: default color to match laminate • Adjustable leveling glides • Shipped ready to assemble	1 Style number 2 Low-Pressure Laminate color number for table top, center, and end panel 3 Options, if selected (see below) ▶ See *Surface Materials,* page 212.

	Options	U.S. Price		Required to Specify
Surface Materials	**High-Pressure Laminate**	**28"H**	**40"H**	
	• High-Pressure Laminate	+$ 880	+$ 980	Specify High-Pressure Laminate color number.
	Wood veneer	**28"H**	**40"H**	
	• Wood veneer	+$1700	+$1800	Specify wood color number.
	• Premium wood 2	+$1900	+$2000	Specify Premium wood 2 finish number.
	• Premium wood 3	+$2100	+$2200	Specify Premium wood 3 finish number.
Modesty Panel	• Contrasting modesty panel	+$ 110		Specify *with contrasting modesty panel* and indicate color number.
Related Products	• Mobile Storage Cabinets and Wardrobes			▶ Page 197
	• Table Drawer			▶ Page 196

Tip: Contrasting finishes are limited to the primary finish (Low-Pressure Laminate with contrasting Low-Pressure Laminate, High-Pressure Laminate with contrasting High-Pressure Laminate, or veneer with contrasting veneer).

Specification Information

Dimensions D	W	H	Style Number	U.S. Base Price
48"	96"	28"	**TS4TL28**	$1811
48"	96"	40"	**TS4TL40**	$2025

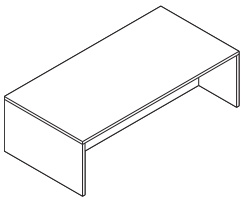

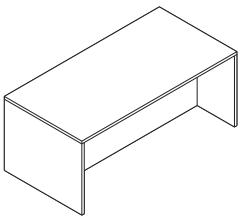

For Canadian Pricing
Multiply U.S. Price by the Canadian price factor.
▶ See page 1 for details.

Big Tables with Trough

Tip: When using Thread solutions in conjunction with Big Table power options, please specify a Thread power adapter (PFLADPTR) and a Thread connector (PFLCNCTR).
▶See *Architectural Solutions Specification Guide*

	Standard Includes	Required to Specify
▶Need help? Product details, page 182	• 1⅜"-thick worksurface center and end panel: Low-Pressure Laminate • 3 mm radius edge band 4 top sides: default color to match laminate • 1 mm radius edge band vertical: default color to match laminate • Technology trough: 4799 Metallic Platinum • Grommet on each end of trough: anodized aluminum • Adjustable leveling glides • Shipped ready to assemble	1 Style number 2 Low-Pressure Laminate color number for table top, center, and end panel 3 Options, if selected (see below) ▶See *Surface Materials,* page 212.

Tip: Trough is 10" in diameter.

Tip: Contrasting finishes are limited to the primary finish (Low-Pressure Laminate with contrasting Low-Pressure Laminate, High-Pressure Laminate with contrasting High-Pressure Laminate, or veneer with contrasting veneer).

Tip: Pop-up receptacles come with a 10' cord.

Tip: For use in Chicago, use TS4TPWR1 or TS4TPWRD1 Pop-Up Power Receptacle and Data only.

Tip: For hardwire option, contact Specials.

	Options	U.S. Price		Required to Specify
Surface Materials	**High-Pressure Laminate**	**28"H**	**40"H**	
	• High-Pressure Laminate	+$ 880	+$ 980	Specify High-Pressure Laminate color number.
	Wood veneer	**28"H**	**40"H**	
	• Wood veneer	+$1700	+$1800	Specify wood color number.
	• Premium wood 2	+$1900	+$2000	Specify Premium wood 2 finish number.
	• Premium wood 3	+$2100	+$2200	Specify Premium wood 3 finish number.
Modesty Panel	• Contrasting modesty panel	+$ 110		Specify *with contrasting modesty panel* and indicate color number.
Receptacles	• Pop-up receptacle: set of 2 power on each end	+$ 751		Specify *with 2 power receptacle* and specify paint color number.
	• Pop-up receptacle: set of 1 power, 1 data on each end	+$ 751		Specify *with 1 power/1 data receptacle* and specify paint color number.
Center Rail	• Anodized aluminum	+$ 286		Specify *with center rail.*
Related Products	• Mobile Storage Cabinets and Wardrobes • Table Drawer • Receptacles			▶Page 197 ▶Page 196 ▶Page 211

Specification Information

Dimensions D	W	H	Style Number	U.S. Base Price
48"	96"	28"	**TS4TLT28**	$2133
48"	96"	40"	**TS4TLT40**	$2347

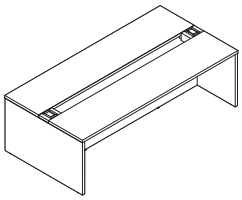

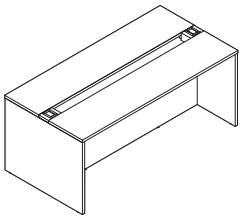

For Canadian Pricing
Multiply U.S. Price by the Canadian price factor.
▶See page 1 for details.

Big Tables with Grommets

	Standard Includes	Required to Specify
▶ Need help? Product details, page 182	• 1⅜"-thick worksurface center and end panel: Low-Pressure Laminate • 3 mm radius edge band 4 top sides: default color to match laminate • 1 mm radius edge band vertical: default color to match laminate • Grommet on each end of trough: anodized aluminum • Adjustable leveling glides • Shipped ready to assemble	1 Style number 2 Low-Pressure Laminate color number for table top, center, and end panel 3 Options, if selected (see below) ▶ See *Surface Materials,* page 212.

	Options	U.S. Price		Required to Specify
Surface Materials	**High-Pressure Laminate**	**28"H**	**40"H**	
	• High-Pressure Laminate	+$ 880	+$ 980	Specify High-Pressure Laminate color number.
	Wood veneer	**28"H**	**40"H**	
	• Wood veneer	+$1700	+$1800	Specify wood color number.
	• Premium wood 2	+$1900	+$2000	Specify Premium wood 2 finish number.
	• Premium wood 3	+$2100	+$2200	Specify Premium wood 3 finish number.
Modesty Panel	• Contrasting modesty panel	+$ 110		Specify *with contrasting modesty panel* and indicate color number.
Receptacles	• Pop-up receptacle: set of 2 power on each end	+$ 751		Specify *with 2 power receptacle* and select paint color number.
	• Pop-up receptacle: set of 1 power, 1 data on each end	+$ 751		Specify *with 1 power/1 data receptacle* and select paint color number.
Related Products	• Mobile Storage Cabinets and Wardrobes			▶ Page 197
	• Table Drawer			▶ Page 196
	• Receptacles			▶ Page 211

Tip: Contrasting finishes are limited to the primary finish (Low-Pressure Laminate with contrasting Low-Pressure Laminate, High-Pressure Laminate with contrasting High-Pressure Laminate, or veneer with contrasting veneer).

Tip: Pop-up receptacles come with a 10′ cord.

Specification Information

Dimensions D	W	H	Style Number	U.S. Base Price
48"	96"	28"	**TS4TLP28**	$1971
48"	96"	40"	**TS4TLP40**	$2186

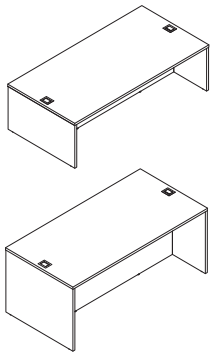

For Canadian Pricing
Multiply U.S. Price by the Canadian price factor.
▶ See page 1 for details.

Big Tables—Half-Depth

	Standard Includes	Required to Specify
▶ Need help? Product details, page 182	• 1⅜"-thick worksurface center and end panel: Low-Pressure Laminate • 3 mm radius edge band 4 top sides: default color to match laminate • 1 mm radius edge band vertical: default color to match laminate • Adjustable leveling glides • Shipped ready to assemble	1 Style number 2 Low-Pressure Laminate color number for table top, center, and end panel 3 Options, if selected (see below) ▶ See *Surface Materials,* page 212.

Tip: Big Tables—Half Depth use the center panel at the end (not in the center like the other Big Tables).

Tip: Contrasting finishes are limited to the primary finish (Low-Pressure Laminate with contrasting Low-Pressure Laminate , High-Pressure Laminate with contrasting High-Pressure Laminate, or veneer with contrasting veneer).

	Options	U.S. Price		Required to Specify
Surface Materials	**High-Pressure Laminate**	**28"H**	**40"H**	
	• High-Pressure Laminate	+$ 680	+$ 780	Specify High-Pressure Laminate color number.
	Wood veneer	**28"H**	**40"H**	
	• Wood veneer	+$1500	+$1600	Specify wood color number.
	• Premium wood 2	+$1700	+$1800	Specify Premium wood 2 finish number.
	• Premium wood 3	+$1900	+$2000	Specify Premium wood 3 finish number.
Modesty Panel	• Contrasting modesty panel	+$ 110		Specify *with contrasting modesty panel* and indicate color number.
Related Products	• Mobile Storage Cabinets and Wardrobes • Table Drawer • Receptacles			▶ Page 197 ▶ Page 196 ▶ Page 211

Specification Information

Dimensions D	W	H	Style Number	U.S. Base Price
24"	96"	28"	**TS4TLH28**	$1491
24"	96"	40"	**TS4TLH40**	$1809

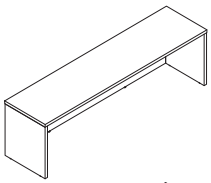

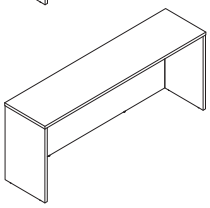

For Canadian Pricing
Multiply U.S. Price by the Canadian price factor.
▶ See page 1 for details.

Table Accessories

Table Drawer

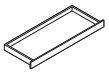

Tip: If Mobile Storage Cabinets or Wardrobe is used underneath a Table Drawer, Storage Cabinets or Wardrobe will require the glide option instead of casters in order to clear the Table Drawers.

	Standard Includes	Required to Specify
▶ Need help? Product details, page 182	• Drawer: Low-Pressure Laminate • Black laminate drawer interior • Attachment hardware	1 Style number 2 Low-Pressure Laminate color number for drawer ▶ See *Surface Materials,* page 212.

Related Products

• Big Table	▶ Page 192
• Big Table with Trough	▶ Page 193

Specification Information

Dimensions D	W	H	Style Number	U.S. Price
18"	46"	3"	**TS4TLDRW**	$418

Center Rail

	Standard Includes	Required to Specify
▶ Need help? Product details, page 183	• Rail: anodized aluminum • Attachment hardware	Style number

Related Products

• Big Table with Trough	▶ Page 193
• SOTO worktools	▶ Pages 361–370

Specification Information

Dimensions D	W	H	Style Number	U.S. Price
3¼"	80"	4½"	**TS4TRAIL**	$286

For Canadian Pricing
Multiply U.S. Price by the Canadian price factor.
▶ See page 1 for details.

Mobile Storage Cabinets

Tip: Order a Cabinet Stop Bracket (TS4C025SR), available through Service Parts, to assure that the cabinets are aligned with the Big Table edge.

Standard Includes	Required to Specify
▶ Need help? Product details, page 186 • Mobile Storage Cabinet: Low-Pressure Laminate • Two, height-adjustable shelves • Wardrobe on one side, if selected • Casters • Shipped assembled	1 Style number 2 Low-Pressure Laminate color number for Storage Cabinet 3 Options, if selected (see below) ▶ See *Surface Materials,* page 212.

Tip: Remember to specify lock cylinder and key.
▶ Lock cylinders, page 409

	Options	U.S. Price	Required to Specify
Lock	• 9201 Polished Chrome • 9250 Ember Chrome	+$115 +$115	Specify *with 9201 Polished Chrome.* Specify *with 9250 Ember Chrome.*
Glides	• Glides	No cost	Specify *with glides.*
Related Products	• Big Tables • Big Tables with Trough		▶ Page 192 ▶ Page 193

Specification Information

Dimensions D	W	H	Style Number	U.S. Base Price

Storage Cabinets

Left-hand

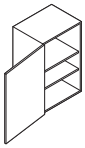

18½"	23"	38"	**TS4TSLH**	$1027

Right-hand

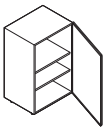

18½"	23"	38"	**TS4TSRH**	$1027

Storage Cabinet Wardrobes

Left-hand

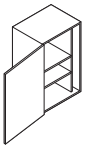

18½"	23"	38"	**TS4TSWLH**	$1027

Right-hand

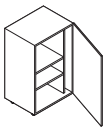

18½"	23"	38"	**TS4TSWRH**	$1027

For Canadian Pricing
Multiply U.S. Price by the Canadian price factor.
▶ See page 1 for details.

Big Lamp

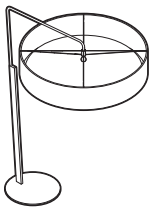

Tip: Shade diameter is 55".

Tip: Bottom of shade is 78" off of the floor.

Tip: Light bulb is not included. Use a 100 watt A19 incandescent bulb. A compact fluorescent bulb can be used as long as the overall length does not exceed 4 7/16".

Standard Includes	Required to Specify
▶ Need help? Product details, page 187	1 Style number 2 Paint color number for lamp base 3 Fabric color number for lamp shade 4 Options, if selected (see below) ▶ See *Surface Materials,* page 212.

- Lamp base: paint price group 1
- Lamp shade: Cogent: Connect
- 9' cord with three-prong plug
- Shipped ready to assemble

	Options	U.S. Price	Required to Specify
Surface Materials	**Base**		
	• Paint price group 1	No cost	Specify paint color number.
	• Paint price group 2	No cost	Specify paint color number.
	• Paint price group 3	+$ 58	Specify paint color number.
	• Lux Coatings	+$161	Specify Lux Coatings color number.
Related Products	• Ottoman		▶ Page 309

Specification Information

Dimensions D	Dimensions W	Dimensions H	Style Number	U.S. Base Price
55"	76"	93"	**TS4TBL**	$1762

For Canadian Pricing
Multiply U.S. Price by the Canadian price factor.
▶ See page 1 for details.

Personal Table

Tip: The Personal Table is not intended for seating purposes, and has a load limit of 40 pounds.

Tip: Veneer top defaults to 3611 Natural Oak Veneer.

Tip: When ordering Open Line laminate patterns, patterns will not align between tables.

Standard Includes		Required to Specify
▶ Need help? Product details, page 189	• Personal Table: High-Pressure Laminate	1 Style number 2 High-Pressure Laminate color number for table: 2535 Virginia Walnut 2730 Arctic White 2HAT Acacia 3 Options, if selected (see below) ▶ See *Surface Materials,* page 212.

	Options	U.S. Price	Required to Specify
Top	• 3611 Natural Oak Veneer • Open Line laminate	+$54 +$69 plus cost of laminate	Specify 3611 Natural Oak Veneer. ▶ See *Surface Materials Reference Manual.*

Specification Information

Dimensions D	W	H	Style Number	U.S. Base Price
19½"	14"	26"	**TS4TWP**	$450

For Canadian Pricing
Multiply U.S. Price by the Canadian price factor.
▶ See page 1 for details.

LED Personal Task Lights

	Standard Includes	Required to Specify
▶ Need help? Product details, page 184	• Housing: 6009 Arctic White plastic only • Fixture and stanchions: paint • Power supply (9') • Soft touch switch • Ultra energy efficient LED light source • Polycarbonate matte film diffuser • Continuous dimming	1 Style number 2 Paint color number for fixture and stanchions: 4231 Arctic White 4710 Low Gloss Black 4799 Platinum Metallic

Related Products

• c:scape desk	▶ See *c:scape Specification Guide.*
• FrameOne bench	▶ See *Benching Specification Guide.*
• SOTO rail	▶ See *Steelcase Worktools Specification Guide.*
• Impact	▶ See *Wood Casegoods and Tables Specification Guide.*
• Technology zone integral rail	▶ See *Elective Elements Wood Systems Furniture Specification Guide.*
• Worksurfaces and freestanding desks	▶ See *Answer Specification Guide.*
• Campfire Big Table	▶ Page 192.

Specification Information

Dimensions D	Dimensions W	Dimensions H	Lamp Wattage	Style Number	U.S. Price

Rail-Mounted LED Personal Task Light

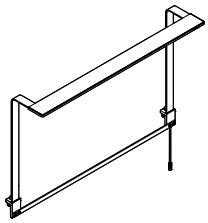

6"	30"	17"	14 watts	**LPTL30**	$605

Non Rail-Mounted LED Personal Task Light

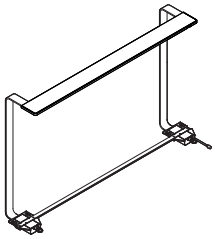

6"	30"	17"	14 watts	**LPTL30NR**	$605

Tip: Non rail-mounted LED personal task lights will not work on worksurfaces with knife edge that is longer than 1¼", or with modesty panels or modesty screens closer than 6" from the back edge.

For Canadian Pricing
Multiply U.S. Price by the Canadian price factor.
▶ See page 1 for details.

Paper Table and Accessories

Paper Table

Tip: If glass option is selected, standard stack of paper will be omitted.

Standard Includes		Required to Specify
▶ Need help? Product details, page 189	• Table base: High-Pressure Laminate • Plastic rotating table top: arctic white • Steel table top tray: arctic white • Stack of paper: 44 sheets • Shipped assembled	1 Style number 2 High-Pressure Laminate color number for table base 3 Options, if selected (see below) ▶ See *Surface Materials,* page 212.

	Options	U.S. Price	Required to Specify
Paper	• Omit paper	–$132	Specify *with omit paper.*
Glass	• Glass	+$ 18	Specify *with glass.*
Related Products	• Paper • Glass		▶ See below ▶ Page 202

Specification Information

Dimensions D	W	H	Style Number	U.S. Base Price
25"	25"	23½"	**TS4TPT**	$1012

Paper

Standard Includes		Required to Specify
▶ Need help? Product details, page 189	• Paper: 44 sheets per stack	Style number

Related Products	
• Paper Table	▶ See above

Specification Information

Style Number	Quantity	U.S. Price
TS4TPTP	1 stack	$135
TS4TPTP4	4 stacks	$255
TS4TPTP6	6 stacks	$355

For Canadian Pricing
Multiply U.S. Price by the Canadian price factor.
▶ See page 1 for details.

▶ **Paper Table and Accessories,** continued

Glass

Standard Includes		Required to Specify
▶ Need help? Product details, page 189	• Tempered glass	Style number

Related Products	
• Paper Table	▶ Page 201

Specification Information

Style Number	U.S. Price
TS4TPTG	$153

For Canadian Pricing
Multiply U.S. Price by the Canadian price factor.
▶ See page 1 for details.

Screens

Standard Includes	Required to Specify
▶ Need help? Product details, page 187	1 Style number
• Mesh screen: T615 Sultry Smoke	2 Fabric color number for mesh screen
• Frame: 0835 Black paint	▶ See *Surface Materials,* page 212.
• Ships ready to assemble	

Related Products

• Big Lamp	▶ Page 198
• Big Lounge	▶ Page 204

Specification Information

• Dimensions H	• Style Number	• U.S. Price

Screens

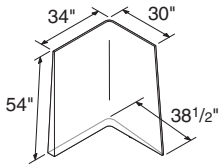

Right-Hand

54"	**TS4TSCRNR**	$998

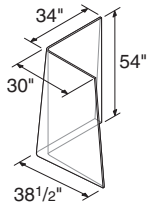

Left-Hand

54"	**TS4TSCRNL**	$998

For Canadian Pricing
Multiply U.S. Price by the Canadian price factor.
▶ See page 1 for details.

Big Lounge

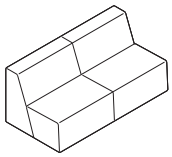

	Standard Includes	Required to Specify
▶ Need help? Product details, page 188	• Fully upholstered armless lounge: fabric price group 1 • Foot: black plastic • Shipped fully assembled • Meets Cal. 117 requirements	1 Style number 2 Fabric color number for upholstery 3 Options, if selected (see below) ▶ See *Surface Materials,* page 212.

	Options	U.S. Price	Required to Specify
Surface Materials	**Single upholstery fabric**		
	• Fabric price group 1	No cost	Specify fabric color number.
	• Fabric price group 2	+$ 38	Specify fabric color number.
	• Fabric price group 3	+$ 148	Specify fabric color number.
	• Fabric price group 4	+$ 263	Specify fabric color number.
	• Fabric price group 5	+$ 473	Specify fabric color number.
	• Fabric price group 6	+$ 495	Specify fabric color number.
	• Fabric price group 7	+$ 570	Specify fabric color number.
	• Fabric price group 8	+$ 810	Specify fabric color number.
	• Fabric price group 9	+$ 989	Specify fabric color number.
	• Fabric price group 10	+$1036	Specify fabric color number.
	• Customer's Own Material (COM)	+$ 37	▶ See *Understanding Customer's Own Material (COM),* page 404.
	Multiple upholstery fabric		
	• Different fabric on seat and back	+$ 65	Add suffix **M** to Big Lounge chair style number and select fabric color number for: 1 Seat, 2 Back
	❶ **Fabric on seat**		
	• Fabric price group 1	No cost	Specify fabric color number.
	• Fabric price group 2	+$ 15	Specify fabric color number.
	• Fabric price group 3	+$ 64	Specify fabric color number.
	• Fabric price group 4	+$ 114	Specify fabric color number.
	• Fabric price group 5	+$ 204	Specify fabric color number.
	• Fabric price group 6	+$ 212	Specify fabric color number.
	• Fabric price group 7	+$ 244	Specify fabric color number.
	• Fabric price group 8	+$ 347	Specify fabric color number.
	• Fabric price group 9	+$ 424	Specify fabric color number.
	• Fabric price group 10	+$ 445	Specify fabric color number.
	• Customer's Own Material (COM)	+$ 16	▶ See *Understanding Customer's Own Material (COM),* page 404.
	❷ **Fabric on back**		
	• Fabric price group 1	No cost	Specify fabric color number.
	• Fabric price group 2	+$ 26	Specify fabric color number.
	• Fabric price group 3	+$ 101	Specify fabric color number.
	• Fabric price group 4	+$ 185	Specify fabric color number.
	• Fabric price group 5	+$ 335	Specify fabric color number.
	• Fabric price group 6	+$ 351	Specify fabric color number.
	• Fabric price group 7	+$ 405	Specify fabric color number.
	• Fabric price group 8	+$ 577	Specify fabric color number.
	• Fabric price group 9	+$ 706	Specify fabric color number.
	• Fabric price group 10	+$ 737	Specify fabric color number.
	• Customer's Own Material (COM)	+$ 19	▶ See *Understanding Customer's Own Material (COM),* page 404.
Related Products	• Ottoman		▶ Page 207

Tip: Big Lounge is available with multiple fabrics.
▶ *See at right to specify.*

Tip: When specifying multiple COM fabrics, indicate all surfaces where COM applies. Example: TS3BCM with Designtex 1234 on seat and Designtex 5678 on back.

Specification Information

Dimensions D	Dimensions W	Dimensions H	Style Number	U.S. Base Price
32"	66"	29"	**TS3BC**	$2701

For Canadian Pricing
Multiply U.S. Price by the Canadian price factor.
▶ See page 1 for details.

Half Lounge, Wedge, and Ottoman

Half Lounge

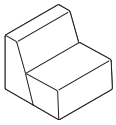

Standard Includes	Required to Specify
▶ Need help? Product details, page 188	1 Style number 2 Fabric color number for upholstery 3 Options, if selected (see below) ▶ See *Surface Materials,* page 212.

- Fully upholstered armless lounge: fabric price group 1
- Foot: black plastic
- Shipped fully assembled
- Meets Cal. 117 requirements

	Options	U.S. Price	Required to Specify
Surface Materials	**Single upholstery fabric**		
	• Fabric price group 1	No cost	Specify fabric color number.
	• Fabric price group 2	+$ 19	Specify fabric color number.
	• Fabric price group 3	+$ 67	Specify fabric color number.
	• Fabric price group 4	+$142	Specify fabric color number.
	• Fabric price group 5	+$251	Specify fabric color number.
	• Fabric price group 6	+$271	Specify fabric color number.
	• Fabric price group 7	+$285	Specify fabric color number.
	• Fabric price group 8	+$409	Specify fabric color number.
	• Fabric price group 9	+$478	Specify fabric color number.
	• Fabric price group 10	+$505	Specify fabric color number.
	• Customer's Own Material (COM)	+$ 37	▶ See *Understanding Customer's Own Material (COM),* page 404.
	Multiple upholstery fabric		
	• Different fabric on seat and back	+$ 65	Add suffix **M** to Half Lounge chair style number and select fabric color number for: 1 Seat, 2 Back
	❶ **Fabric on seat**		
	• Fabric price group 1	No cost	Specify fabric color number.
	• Fabric price group 2	+$ 11	Specify fabric color number.
	• Fabric price group 3	+$ 26	Specify fabric color number.
	• Fabric price group 4	+$ 57	Specify fabric color number.
	• Fabric price group 5	+$ 85	Specify fabric color number.
	• Fabric price group 6	+$157	Specify fabric color number.
	• Fabric price group 7	+$171	Specify fabric color number.
	• Fabric price group 8	+$181	Specify fabric color number.
	• Fabric price group 9	+$251	Specify fabric color number.
	• Fabric price group 10	+$279	Specify fabric color number.
	• Customer's Own Material (COM)	+$ 16	▶ See *Understanding Customer's Own Material (COM),* page 404.
	❷ **Fabric on back**		
	• Fabric price group 1	No cost	Specify fabric color number.
	• Fabric price group 2	+$ 16	Specify fabric color number.
	• Fabric price group 3	+$ 51	Specify fabric color number.
	• Fabric price group 4	+$ 97	Specify fabric color number.
	• Fabric price group 5	+$171	Specify fabric color number.
	• Fabric price group 6	+$176	Specify fabric color number.
	• Fabric price group 7	+$187	Specify fabric color number.
	• Fabric price group 8	+$285	Specify fabric color number.
	• Fabric price group 9	+$308	Specify fabric color number.
	• Fabric price group 10	+$313	Specify fabric color number.
	• Customer's Own Material (COM)	+$ 16	▶ See *Understanding Customer's Own Material (COM),* page 404.

Tip: Half Lounge is available with multiple fabrics.
▶ See at right to specify.

Tip: When specifying multiple COM fabrics, indicate all surfaces where COM applies. Example: TS3HLM with Designtex 1234 on seat and Designtex 5678 on back.

Specification Information

Dimensions D	W	H	Style Number	U.S. Base Price
32"	33"	29"	**TS3HL**	$1557

For Canadian Pricing
Multiply U.S. Price by the Canadian price factor.
▶ See page 1 for details.

▶ **Half Lounge, Wedge, and Ottoman** continued

Wedge

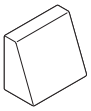

	Standard Includes	Required to Specify
▶ Need help? Product details, page 198	• Fully upholstered Wedge: fabric price group 1 • Foot: black plastic • Deck stitch detail • Connecting hardware	1 Style number 2 Fabric color number for upholstery 3 Options, if selected (see below) ▶ See *Surface Materials,* page 311.

	Options	U.S. Price	Required to Specify
Surface Materials	**Upholstery**		
	• Fabric price group 1	No cost	Specify fabric color number.
	• Fabric price group 2	+$ 15	Specify fabric color number.
	• Fabric price group 3	+$ 41	Specify fabric color number.
	• Fabric price group 4	+$ 69	Specify fabric color number.
	• Fabric price group 5	+$109	Specify fabric color number.
	• Fabric price group 6	+$181	Specify fabric color number.
	• Fabric price group 7	+$227	Specify fabric color number.
	• Fabric price group 8	+$251	Specify fabric color number.
	• Fabric price group 9	+$295	Specify fabric color number.
	• Fabric price group 10	+$335	Specify fabric color number.
	• Customer's Own Material (COM)	+$ 37	▶ See *Understanding Customer's Own Material (COM),* page 404.

Specification Information

Style Number	U.S. Base Price
TS3WG	$932

For Canadian Pricing
Multiply U.S. Price by the Canadian price factor.
▶ See page 1 for details.

Ottoman

	Standard Includes	Required to Specify
▶ Need help? Product details, page 189	• Fully upholstered Ottoman: fabric price group 1 • Four adjustable-height legs: brushed aluminum • Meets Cal. 117 requirements	1 Style number 2 Fabric color number for upholstery 3 Options, if selected (see below) ▶ See *Surface Materials,* page 311

	Options	U.S. Price	Required to Specify
Surface Materials	**Upholstery**		
	• Fabric price group 1	No cost	Specify fabric color number.
	• Fabric price group 2	+$ 16	Specify fabric color number.
	• Fabric price group 3	+$ 42	Specify fabric color number.
	• Fabric price group 4	+$ 62	Specify fabric color number.
	• Fabric price group 5	+$ 79	Specify fabric color number.
	• Fabric price group 6	+$ 97	Specify fabric color number.
	• Fabric price group 7	+$116	Specify fabric color number.
	• Fabric price group 8	+$148	Specify fabric color number.
	• Fabric price group 9	+$182	Specify fabric color number.
	• Fabric price group 10	+$207	Specify fabric color number.
	• Customer's Own Material (COM)	+$ 37	▶ See *Understanding Customer's Own Material (COM),* page 404.
	Legs		
	• Solid maple wood legs	+$ 35	Specify *with solid maple wood legs* and select 3412 Natural Cherry, 3522 Clear Maple, or 3762 Dark Walnut.
Glides	• Low profile glide	No cost	Specify *with low profile glides.*

Tip: The Ottoman must be specified with low profile glides.

Specification Information

Style Number	U.S. Base Price
TS34401	$528

For Canadian Pricing
Multiply U.S. Price by the Canadian price factor.
▶ See page 1 for details.

Slim Table, Skate Table, and Footrest

Slim Table

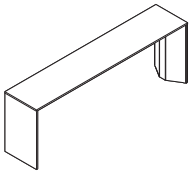

	Standard Includes	Required to Specify
▶ Need help? Product details, page 190	• 1/2" thick top and sides: Low-Pressure Laminate • 1 mm radius edge band on top and sides • Two simplex receptacles: grey plastic • 15-amp power cord: black plastic • Steel frame: paint • Self-leveling glides • Shipped ready to assemble	1 Style number 2 Low-Pressure Laminate color number for top and sides 3 Paint color number for steel frame 4 Options, if selected (see below) ▶ See *Surface Materials,* page 212.

Tip: High-Pressure Laminate requires plastic on edge.

Tip: High-Pressure Laminate on the Campfire Slim Table and Campfire Skate Table will be shipped in 20 business days after receipt of a clean order. Products are typically delivered within 25 business days.

	Options	U.S. Price	Required to Specify
Surface Materials	**Top**		
	• Low-Pressure Laminate	No cost	▶ See *Surface Materials,* page 212.
	• Open Line laminate	+$ 69 plus cost of laminate	▶ See *Surface Materials,* page 212.
	• High-Pressure Laminate	+$183	▶ See *Surface Materials,* page 212.
	• Veneer	+$405	▶ See *Surface Materials,* page 212.
	Edge (High-Pressure Laminate only)		
	• Plastic	No cost	Select plastic color number.
	Frame		
	• Paint price group 1	No cost	Specify paint color number.
	• Paint price group 2	No cost	Specify paint color number.
	• Paint price group 3	+$ 75	Specify paint color number.
	• Lux Coatings	+$304	Specify Lux Coatings color number.
Related Products	• Big Lounge		▶ Page 204
	• Half Lounge		▶ Page 205
	• Slim Table		▶ Page 208
	• Footrest		▶ Page 210

Specification Information

Dimensions D	W	H	Style Number	U.S. Base Price
14"	66"	23"	**TS4TPST**	$900

For Canadian Pricing
Multiply U.S. Price by the Canadian price factor.
▶ See page 1 for details.

Skate Table

	Standard Includes	Required to Specify
▶ Need help? Product details, page 190	• 1/2" thick top and sides: Low-Pressure Laminate • 3 mm radius edge band on top • Steel base: paint • Cord grommet: 6527 Merle • Glides: 6527 Merle • Skate wheels: 6527 Merle • Shipped ready to assemble	1 Style number 2 Low-Pressure Laminate color number for top 3 Paint color number for steel base 4 Options, if selected (see below) ▶ See *Surface Materials,* page 212.

	Options	U.S. Price	Required to Specify
Surface Materials	**Top**		
	• Low-Pressure Laminate	No cost	▶ See *Surface Materials,* page 212.
	• Open Line laminate	+$ 69 plus cost of laminate	▶ See *Surface Materials,* page 212.
	• High-Pressure Laminate	+$ 74	▶ See *Surface Materials,* page 212.
	• Veneer	+$ 97	▶ See *Surface Materials,* page 212.
	Edge (High-Pressure Laminate only)		
	• Plastic	No cost	Select plastic color number.
	Base		
	• Paint price group 1	No cost	Specify paint color number.
	• Paint price group 2	No cost	Specify paint color number.
	• Paint price group 3	+$ 44	Specify paint color number.
	• Lux Coatings	+$142	Specify Lux Coatings color number.
Related Products	• Big Lounge		▶ Page 204
	• Half Lounge		▶ Page 205
	• Slim Table		▶ Page 208
	• Footrest		▶ Page 210

Tip: High-Pressure Laminate requires plastic on edge.

Tip: High-Pressure Laminate on the Campfire Slim Table and Campfire Skate Table will be shipped in 20 business days after receipt of a clean order. Products are typically delivered within 25 business days.

Specification Information

Dimensions D	Dimensions W	Dimensions H	Style Number	U.S. Base Price
18"	22"	24 7/8"	**TS4TST**	$453

For Canadian Pricing
Multiply U.S. Price by the Canadian price factor.
▶ See page 1 for details.

Footrest

Standard Includes		Required to Specify
▶ Need help? Product details, page 190	• Footrest: grey expanded polypropylene foam • Band: 3 mm plastic	1 Style number 2 Plastic color number for band ▶ See *Surface Materials,* page 212.

Related Products	
• Big Lounge	▶ Page 204
• Half Lounge	▶ Page 205
• Slim Table	▶ Page 208
• Skate Table	▶ Page 209

Specification Information

Dimensions D	Dimensions W	Dimensions H	Style Number	U.S. Price
16⅝"	16¼"	11"	**TS3FR**	$203

For Canadian Pricing
Multiply U.S. Price by the Canadian price factor.
▶ See page 1 for details.

Accessories

Vertical Cord Cover

Standard Includes	Required to Specify
• Vertical Cord Cover: black plastic • Attachment hardware	Style number

Related Products	
• Big Table	▶ Page 192
• Big Table with Trough	▶ Page 193

Specification Information

Length	Style Number	U.S. Price
28"	**TS4TVWM28**	$25
40"	**TS4TVWM40**	$36

Receptacles

Standard Includes	Required to Specify
• Receptacle: anodized aluminum • Attachment hardware • 10' electrical cord	Style number

Related Products	
• Big Table with Trough	▶ Page 193

Specification Information

Tip: Pop-up receptacles come with a 10' cord.

▶ See Understanding page 182 to understand price differences between power options.

Dual Pop-Up Receptacle, Power on Each End

Style Number	U.S. Price
TS4TPWR	$751

Dual Pop-Up Receptacle, One Power and One Data Port on Each End

Style Number	U.S. Price
TS4TPWRD	$751

Dual Pop-Up Receptacle on One End

Style Number	U.S. Price
TS4TPWR1	$274

Dual Pop-Up Receptacle, One Power, One Data Port on One End

Style Number	U.S. Price
TS4TPWRD1	$274

For Canadian Pricing
Multiply U.S. Price by the Canadian price factor.
▶ See page 1 for details.

Surface Materials

▶For Surface Materials matrices for all product lines, see page 379

Paint

Applies to:
- Big Table trough

4799 Platinum Metallic

Applies to:
- Big Lamp base
- Slim Table frame
- Skate Table base

Price Group 1

4242 Milk
7225 Sand
7230 Basalt
7236 Fog
7237 Slate
7238 Fieldstone
7239 Midnight
7241 Arctic White
7243 Seagull
7250 Sterling Dark Solid
7278 Dark Bronze
7360 Merle

Price Group 2

0835 Black
4140 Arctic White Gloss
4728 Nickel Metallic
4743 Mineral Metallic
4744 Pearl Metallic
4750 Champagne Metallic
4752 Steel Metallic
4788 Gold Dust Metallic
4798 Sterling Metallic
4799 Platinum Metallic
4803 Near Black Metallic
7245 Carbon Metallic
7246 Midnight Metallic

Select Surfaces
Price Group 3

Accent paint
Accent paints allow you to choose from a pre-matched color palette of trend driven colors. Accent paints listed below follow the same instructions for PerfectMatch paints without the PerfectMatch registration fee. Refer to the *Surface Materials Reference Manual* for more information about this program.

Tip: Established finishes are available for delivery in 15 business days.

Ⓔ = Established

Select Surfaces
Price Group 3

PerfectMatch
PerfectMatch is a service that allows you to create your own paint color. Refer to the *Surface Materials Reference Manual* for more information about this program.
4990 PerfectMatch

Applies to:
- Big Lamp base
- Slim Table base
- Skate Table base

Select Surfaces
Lux Coatings

4B20 Obsidian
4B22 Matte Brass
4B23 Burnished Bronze
4B24 Night Bronze
4B25 Matte Copper

Plastic

Steelcase Surfaces

Applies to:
- Footrest

6009 Arctic White
6333 Picasso
6335 Wasabi
6338 Chili
6527 Merle

Applies to:
- Slim Table
- Skate Table

6000 Black
6001 Coffee
6009 Arctic White
6034 Natural Cherry
6036 Medium Cherry
6037 Winter on Maple
6038 Blonde on Maple
6041 Natural Walnut
6045 Medium Mahogany on Walnut Ⓔ
6052 Milk
6053 Seagull
6213 Acacia
6219 Clear Oak
6231 Graphite Walnut
6234 Clear Cherry
6237 Clear Maple
6242 Virginia Walnut
6243 Blackwood
6245 Clear Walnut
6246 Warm Oak Ⓔ
6249 Platinum Solid
6527 Merle
6615 Grey V5
6619 Ice Ⓔ
6631 Cream
6635 Dawn Ⓔ
6636 Mist
6654 Sand
6655 Warm White
6676 Marbled Maple
6677 Chocolate Walnut
6678 Marbled Cherry

Applies to:
- Big Table
- Skate Table
- Slim Table

Select Surfaces

6T02 Fawn Cypress
6T03 Weathered Char
6T04 Saddle Oak
6T05 Veranda Teak
6T06 Persian Cherry
6T07 Walnut Heights

Laminate

Low-Pressure Laminate

Applies to:
- Big Table

Fiber Laminate
2L50 Vanadium Fiber
2L52 Tungsten Fiber

Solid Laminate
247L Black
275L Warm White Ⓔ
2L30 Arctic White
2L83 Seagull
2L84 Milk
2L85 Dune
2LMG Merle

Metallic Laminate
2L03 Brushed Silver

Woodgrain Laminate
24L0 Graphite Walnut
246L Mahogany
25L1 Winter on Maple
25L5 Virginia Walnut
25L6 Blackwood
25L8 Clear Walnut
25L9 Warm Oak Ⓔ
262L Marbled Maple
264L Chocolate Walnut
265L Marbled Cherry
267L Marbled Cherry V2
26L1 Natural Cherry
2L09 Clear Maple
2LAK Clear Oak
2LAN Ash Noce
2LAT Acacia
2LAW Ash Wenge
2LBN Bisque Noce
2LBW Bisque Wenge
2LCN Clay Noce
2LCW Clay Wenge
2LSN Storm Noce
2LSW Storm Wenge

Applies to:
- Mobile Storage Cabinet
- Mobile Storage Cabinet with Wardrobe

25L5 Virginia Walnut
25L6 Blackwood
25L8 Clear Walnut
25L9 Warm Oak Ⓔ
26L1 Natural Cherry
2L30 Arctic White
2LAK Clear Oak
2LAN Ash Noce
2LAT Acacia
2LAW Ash Wenge
2LBN Bisque Noce
2LBW Bisque Wenge
2LCN Clay Noce
2LCW Clay Wenge
2LSN Storm Noce
2LSW Storm Wenge

Applies to:
- Slim Table top and sides
- Skate Table top

25L5 Virginia Walnut
25L6 Blackwood
25L8 Clear Walnut
25L9 Warm Oak Ⓔ
26L1 Natural Cherry
2L30 Arctic White

High-Pressure Laminate

Applies to:
- Paper Table

2535 Virginia Walnut
2536 Blackwood
2538 Clear Walnut
2539 Warm Oak Ⓔ

Applies to:
- Personal Table

2535 Virginia Walnut
2730 Arctic White
2HAT Acacia

Applies to:
- Big Table
- Slim Table
- Skate Table

Fiber Laminate
2850 Vanadium Fiber
2851 Rhyme Fiber Ⓔ
2852 Tungsten Fiber
2854 Vellum Fiber
2859 Novell Fiber
2860 Granite Fiber
2861 Coconut Fiber
2862 Stucco Fiber

Metallic Laminate
2503 Brushed Silver

Micro Laminate
2920 Marl Micro
2921 Gypsum Micro
2922 Clay Micro
2923 Shadow Micro Ⓔ

Patina Laminate
2870 Blonde Bronze Patina
2871 Blackened Bronze Patina
2873 Instant Iron Patina

Solid Laminate
2722 Cream Ⓔ
2730 Arctic White
2746 Black
2759 Warm White Ⓔ
2811 Mist Ⓔ
2883 Seagull
2884 Milk
2885 Dune
2HMG Merle

Speckle Laminate
2820 Coffee Speckle
2822 Woodrose Speckle Ⓔ
2823 Driftwood Speckle
2824 Smoke Speckle
2825 Vanadium Speckle

Woodgrain Laminate
2406 Clear Cherry
2409 Clear Maple
2410 Graphite Walnut
2412 Natural Cherry
2422 Medium Cherry
2511 Winter on Maple
2538 Clear Walnut
2539 Warm Oak Ⓔ
2592 Blonde on Maple
2714 Natural Walnut
2772 Medium Mahogany on Walnut Ⓔ
2HAK Clear Oak
2HAN Ash Noce
2HAT Acacia
2HAW Ash Wenge
2HBN Bisque Noce
2HBW Bisque Wenge
2HCN Clay Noce
2HCW Clay Wenge
2HSN Storm Noce
2HSW Storm Wenge

turnstone Laminate Collection
2535 Virginia Walnut
2536 Blackwood
2612 Marbled Maple
2614 Chocolate Walnut
2615 Marbled Cherry

Select Surfaces

Textured Woodgrain Laminate
2TH2 Fawn Cypress
2TH3 Weathered Char
2TH4 Saddle Oak
2TH5 Veranda Teak
2TH6 Persian Cherry
2TH7 Walnut Heights

Fabric

Applies to:
- Big Lamp shade

5S15 Coconut
5S16 Turmeric
5S17 Tangerine
5S18 Scarlet
5S19 Concord
5S20 Maya Blue
5S21 Blue Jay
5S23 Wasabi
5S24 Nickel
5S25 Graphite
5S26 Licorice
5S27 Malt
5S28 Root Beer
5S93 Blueprint
5S94 Lizard
5S95 Sailor
5S96 Quicksilver
5S97 Nugget
5S98 Canary
5S99 Lipstick
5SD0 Royal Blue

Ⓔ = Established

Mesh

Applies to:
- Screen

T615 Sultry Smoke

Wood

Steelcase carefully selects veneer and solid wood for consistent color and grain structure. Wood is a natural material and variations will occur in color, grain and texture. These variations are part of the inherent natural beauty of wood and are not considered defects.

All wood products will darken with age and exposure to ultraviolet light. This is especially apparent with cherry and maple veneer.

We recommend that desk accessories be rearranged periodically to ensure even aging of wood surfaces.

When storing your wood furniture, please follow the following guidelines:
- Do not store products in trailers.
- Store products in areas that simulate office temperatures (60°F to 90°F).
- Store products in areas that maintain constant, office–like humidity levels.
- Keep product away from light. Cover products to make sure they are not exposed to light.

Steelcase Surfaces

Veneer
Veneers are matched for proper balance and consistency. Veneers are available quarter cut, except for Oak, which is rift cut. Refer to the Surface Materials Reference Manual for descriptions of each cut.

Applies to:
- Slim Table top and sides
- Skate Table top
- Personal table

3611 Natural Oak

Applies to:
- Big Table

Open–pore finish is a medium gloss finish that leaves the wood grain texture visible to the eye and distinguishable to the touch.

Flat-cut open-pore finish choices
3062 FC/OP Graphite Walnut
3402 FC/OP Clear Cherry (Aged)
3412 FC/OP Natural Cherry Ⓔ
3422 FC/OP Medium Cherry
3442 FC/OP MS-Medium Cherry
3522 FC/OP Clear Maple*
3572 FC/OP Amber on Maple Ⓔ
3582 FC/OP Winter on Maple
3592 FC/OP Blonde on Maple
3702 FC/OP Clear Walnut
3712 FC/OP Natural Walnut
3722 FC/OP Dark Mahogany on Walnut
3752 FC/OP Medium Walnut
3762 FC/OP Dark Walnut
3772 FC/OP Medium Mahogany on Walnut

Quarter-cut open-pore finish choices
3042 QC/OP Ash
3222 QC/OP Clear Maple
3272 QC/OP Amber on Maple Ⓔ
3292 QC/OP Blonde on Maple
3302 QC/OP Clear Walnut
3312 QC/OP Natural Walnut
3322 QC/OP Dark Mahogany on Walnut
3352 QC/OP Medium Walnut
3362 QC/OP Dark Walnut
3372 QC/OP Medium Mahogany on Walnut
3382 QC/OP Graphite Walnut

Rift-cut open-pore finish choices
3602 RC/OP Desert Oak
3611 RC/OP Natural Oak
3612 RC/OP Warm Oak Ⓔ
3692 RC/OP Espresso Oak

Full-fill finish is a medium-gloss finish that completely fills the grain texture, yet allows the grain pattern to be seen. The wood has a lustrous, satiny look, and it is smooth to the touch. This finish is available on worksurfaces only.

Flat-cut full-fill finish choices
3064 FC/FF Graphite Walnut
3404 FC/FF Clear Cherry (Aged)
3414 FC/FF Natural Cherry Ⓔ
3424 FC/FF Medium Cherry
3524 FC/FF Clear Maple*
3544 FC/FF Blonde on Maple
3574 FC/FF Amber on Maple Ⓔ
3704 FC/FF Clear Walnut
3714 FC/FF Natural Walnut
3724 FC/FF Dark Mahogany on Walnut
3754 FC/FF Medium Walnut
3764 FC/FF Dark Walnut
3774 FC/FF Medium Mahogany on Walnut

Quarter-cut full-fill finish choices
3224 QC/FF Clear Maple*
3274 QC/FF Amber on Maple Ⓔ
3294 QC/FF Blonde on Maple
3304 QC/FF Clear Walnut
3314 QC/FF Natural Walnut
3324 QC/FF Dark Mahogany on Walnut
3354 QC/FF Medium Walnut
3364 QC/FF Dark Walnut
3374 QC/FF Medium Mahogany on Walnut
3384 QC/FF Graphite Walnut

Rift–cut full-fill finish choices
3604 RC/FF Desert Oak
3614 RC/FF Warm Oak Ⓔ
3694 RC/FF Espresso Oak

* To ensure an understanding of the color ranges and characteristic variations of natural veneer, a sign-off sheet is required prior to orders being accepted for this clearcoat finish. The sign-off sheet is available through Steelcase advertising stock. Please use form number 09-0000756 for 3042, form number 05-0001370 for 3222 and 3224.

Premium Veneer

A selection of Premium veneers in this collection are available on most Steelcase brand products. The collection will be available as close to standard leadtimes as possible. However, because adequate supplies of veneer and solids must be secured, all orders will be scheduled individually. Leadtimes will vary based on Premium veneer and Premium solids availability at the time the order is placed. The collection is Graded–In as Wood Group 2 and Wood Group 3, and supported like standard veneers to make ordering easy. Please see the Steelcase surface materials section on village.steelcase.com for sample information and product line availability. All premium veneers are in clear–coat.

Quarter–cut open–pore finish choices

Wood Group 2
3032 QC/OP Dark Thin Line Bamboo
3052 QC/OP Ribbon Sapele

Wood Group 3
3832 QC/OP Figured Anegre
3842 QC/OP Figured Makore

Tip: Full-fill finish is not available on Premium veneers as a standard. To ensure an understanding of the color ranges and characteristic variations of natural veneer, a sign-off sheet is required prior to orders being accepted for this clearcoat finish.

The sign-off sheet is available through Steelcase advertising stock. Please use form number 09-0000755 for 3032, form number 09-0000757 for 3052, form number 09-0000758 for 3832, and form number 09-0000759 for 3842.

Surface Materials, continued

Select Surfaces

For information on products within Select Surfaces, including accent paints and fabrics from Designtex, Gabriel, Kvadrat, and Pollack, please refer to the *Surface Materials Reference Manual* or visit *steelcase.com/surface-materials* under the Select Surfaces section.

Composite Veneer

Composite veneers are an engineered wood intended to create specific grain patterns and characteristics. They are pre-stained and finished with Steelcase's Clarity water-borne UV topcoat, which protects the environment while providing durability and clarity. Only open-pore finishes are available on composite wood. Composite veneers with natural solid nosings because composite and natural wood grain and color matching are rarely compatible. Composite veneers are Graded-In as Wood Group 1 pricing.

Flat-cut open-pore finish choices
3JDX FC/OP Oak Composite
3JFX FC/OP Maple Composite
3JHX FC/OP Cherry Composite
3JJX C/OP Walnut Composite

Quarter-cut open-pore finish choices
3F8X QC/OP European Walnut Composite
3GAX QC/OP Gold Teak Composite
3GFX QC/OP Rosewood Composite
3GGX QC/OP Zebrano Composite
3HJX QC/OP Oak Composite
3HVX QC/OP Walnut Composite
3JEX QC/OP Maple Composite
3JGX QC/OP Cherry Composite

Tip: To understand more about composite ordering, lead-times, and pricing, please consult the composite sign-off sheet available through Steelcase advertising stock, form number 14-0000141. A sign-off sheet is required prior to orders being accepted for composite projects.

Natural Veneer
Natural veneer is available in the Select Surfaces offering. Natural veneer may have extended lead-times. Place your order as you normally would for any other finish, calling out the appropriate finish code. Natural veneers are Graded-In as Wood Group 1 pricing.

The following finishes are available through the natural veneer offering:

Flat-cut open-pore finish choices
35A2 FC/OP Blanch Maple
37A2 FC/OP Thunder Walnut

Quarter-cut open-pore finish choices
32A2 QC/OP Blanch Maple
33A2 QC/OP Thunder Walnut

Rift-cut open-pore finish choices
36A2 RC/OP Volcanic Oak

Ⓔ = Established

Applies to:
- Slim Table top and sides
- Skate Table top
- Big Table

Planked Veneer
Planked veneer is available in the Select Surfaces offering. Planked veneer may have extended lead-times. Place your order as you normally would for any other finish, calling out the appropriate finish code.

The following finishes are available through the planked veneer offering:

Wood Group 1
3P61 OP Planked Oak
3P71 OP Planked Walnut

Tip: Known for its uniqueness, planked veneer has intentional and natural variations that include, but are not limited to: character marks, grain pattern, color, and natural color aging.

Upholstery

Applies to:
- Big Lounge, Half Lounge, and Wedge

Not every upholstery is available on every chair. Please refer to the upholstery matrix on page 401 before specifying.

Price Group 1

Buzz2
Jacks Ⓔ
Link
Playground Ⓔ

Price Group 2

Cogent: Connect
Cogent: Geode Vertical Ⓔ
Nitelights
Seating Vinyl Ⓔ
Spyder Ⓔ
Stand In

Price Group 3

Billiard Multi-Use by Designtex
Gaja – C2C
Imperma
Redeem
Retrieve
Texel

Price Group 5

Bo Peep
Remix

Price Group 6

Brisa

Select Surfaces

For information on products within Select Surfaces, including accent paints and fabrics from Designtex, Gabriel, Kvadrat, and Pollack, please refer to the *Surface Materials Reference Manual* or visit *www.steelcase.com/surface-materials* under the Select Surfaces section.

Custom Surfaces

Price Group COM (Customer's Own Material)

Fabric Approval and Yardage
To confirm whether a particular COM material has already been tested for use on a specific Steelcase product or to determine actual yardage requirements:
- Visit *www.steelcase.com*

For additional information regarding Customer's Own Material, call 1.888. STEELCASE (1.888.783.3522) or send an e-mail to lineone@steelcase.com.

Customer's Own Material (COM) Program

The Customer's Own Material (COM) program offers the opportunity for customers to select fabrics that are not offered through the standard Steelcase surface materials programfor use on Steelcase products. Once approved, you can place your order. Steelcase will facilitate the entire ordering process and give you a production schedule. Steelcase will order the COM fabric directly from the textile manufacturer. For up-to-date information regarding fabric test results for all COM fabrics and details regarding yardage requirements for most seating lines, visit the COM website on *www.steelcase.com*. COMs are not covered under the Steelcase warranty.

Soil Retardants

Soil retardants are treatments that provide long-term soil and stain resistance to a fabric without affecting the shade or the integrity of the fabric. The following Steelcase Textiles fabrics are available pre-treated with soil retardant:
- Jacks
- Link
- Spyder

Seating

Statement of Line 216

Understanding and Specifying

Task Chairs

Reply Select 221

Jack 227

Multipurpose Seating

Buoy 235

Shortcut 239

cobi Select 251

Uno Select 257

Scoop 263

Lounge Seating

Jenny Lounge 269

Lincoln Lounge 299

alight Lounge 305

Surface Materials 311

Statement of Line

Seating

Reply Select

Task Chair with Mesh Back

Understanding
▶Page 222
Specifying
▶Page 226

Jack

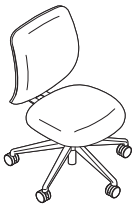

Armless Task Chair

Understanding
▶Page 228
Specifying
▶Page 232

Task Chair

Understanding
▶Page 228
Specifying
▶Page 232

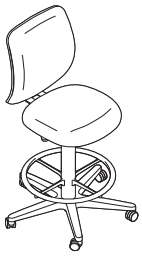

Armless Stool

Understanding
▶Page 228
Specifying
▶Page 232

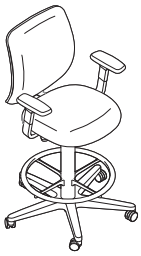

Stool

Understanding
▶Page 228
Specifying
▶Page 232

Buoy

Multi-Purpose Seating

Understanding
▶Page 236
Specifying
▶Page 238

Shortcut

Multi-Purpose Chair
▶Page 246

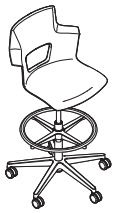

Multi-Purpose Stool
▶Page 247

X Base Chair
▶Page 248

X Base Stool
▶Page 249

cobi Select

Collaborative Chair with Arms
▶Page 256

Uno Select

Multi-Purpose High-Back Chair
▶Page 261

Scoop

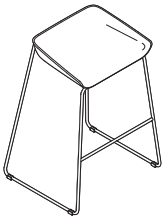

Stool
▶Page 266

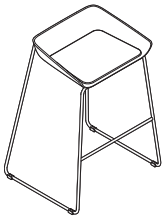

Stool with Upholstered Seat
▶Page 266

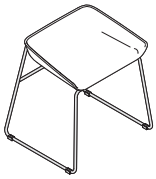

Side Chair
▶Page 267

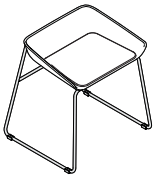

Side Chair with Upholstered Seat
▶Page 267

Jenny Lounge

Tip: Jenny Armless lounge chairs shown comprise full statement of line.



Armless Lounge Chair
▶Page 276



Armless Lounge Chair with Casters
▶Page 276



Armless Lounge Chair with Tablet Arm
▶Page 276

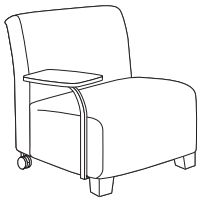

Armless Lounge Chair with Casters and Tablet Arm
▶Page 276



***Lounge Chair with Arms**
▶Page 278



***Lounge Chair with Arm Right**
▶Page 280



***Lounge Chair with Arm Left**
▶Page 280

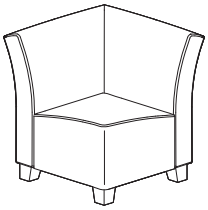

***Corner Lounge Chair**
▶Page 284



***Club Lounge Chair**
▶Page 286

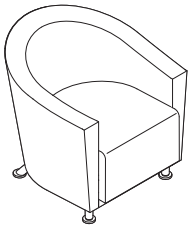

Round Lounge Chair
▶Page 288



Lounge Chair with Wood Arms
▶Page 290



Lounge Chair with Wood Arm Right
▶Page 290



Lounge Chair with Wood Arm Left
▶Page 290

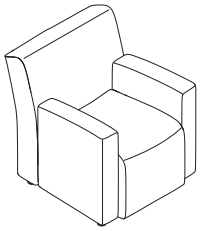

Club Low Lounge Chair
▶Page 294

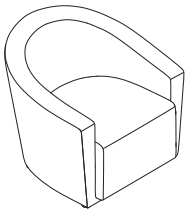

Round Low Lounge Chair
▶Page 296

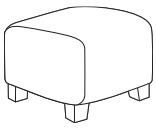

Ottoman
▶Page 292

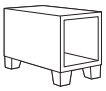

End Table
▶Page 298

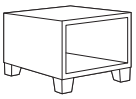

Coffee Table
▶Page 298

*See specifying pages for availability of casters and tablet arm.

Lincoln Lounge

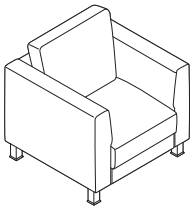

Lincoln Lounge
▶ Page 304

Alight Lounge

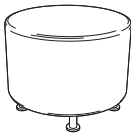

Round Ottoman
▶ Page 309

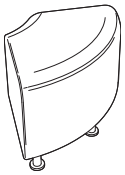

Corner Ottoman
▶ Page 309

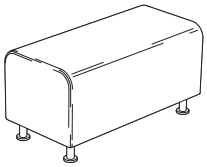

Bench Ottoman
▶ Page 309

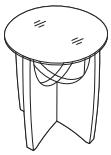

End Table
▶ Page 310

Coffee Table
▶ Page 310

Understanding and Specifying Reply Select

Task Chair

Product Details

Reply Select **222**

Dimensions **224**

Specifying

Reply Select **226**

Reply Select

Reply select is a complete family of comfortable, budget-friendly chairs that are as nice to look at as they are to sit in. Reply can take on whatever your workday brings.
▶ Specifying, page 226

Back handle provides a convenient handhold to easily move the chair.

Lumbar height adjusts 4" to provide additional lower back support and is available as an option.

Arm height can adjust independently within a 3¾" range to help relieve upper back and shoulder fatigue.

Five-arm base is black plastic.

Tilt tension adjustment allows you to control the amount of resistance needed for reclining.

Arms, when specified, have a textured plastic arm cap.

Multi-position back lock allows user to lock the backrest in multiple positions.

Seat depth adjusts within a 1½" range to accommodate users of varying leg lengths.

Seat height adjusts within a 5" range with a pneumatic adjustment mechanism.

Casters have hard, dual-wheels that roll smoothly on carpets. They are 2½" for increased mobility. Soft, dual-wheel casters are available as an option for use on hard floors or chair mats.

Product Details

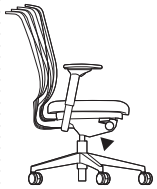

Synchro-tilt mechanism with a natural fluid motion on work chairs keeps users oriented to their work.

Cartoned shipment of Reply work chairs is standard. Reply work chairs ship knocked down in a single carton consisting of four components: back, seat and mechanism, base, and pneumatic. This allows for shipment in a smaller carton. Assembly by a qualified dealer installer is required for work chairs. Assembly instructions are included. No additional tools are required for assembly.

Adjustment Features

Adjustability instructions are included with every swivel-base chair. Instructions can also be found at www.steelcase.com.

Seat Adjustments

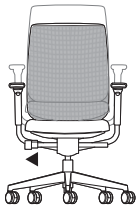

Seat height adjusts pneumatically. To lower, hold handle up while seated. To raise, hold handle up and keep your weight off the chair. Range of adjustability is 5", from 16"H to 21"H.

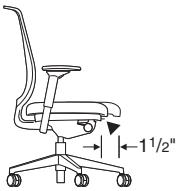

Seat depth adjusts 1½" (15¼"–16¾") by pulling handle up. Slide seat forward or back to accommodate various leg lengths. Release handle to lock. Seat depth is a standard feature on work chairs.

Back Adjustments

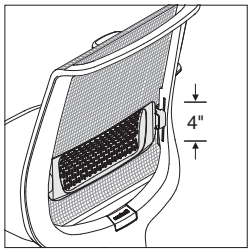

Lumbar height adjusts 4" (6" to 10" from seat) by grabbing exposed tabs and sliding the lumbar support up or down. Available as an option on mesh work chairs only.

Variable back lock (4 positions) | Upright setting

Multiple position back lock allows users to recline the back to the desired angle and lock it in place. To lock, recline to desired angle and push back lock handle down. To release, lean forward, lift the handle and apply pressure to the back to disengage the lock.

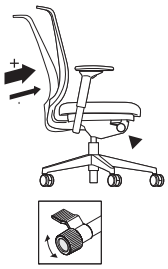

Back tension adjusts by turning knob forward to increase back tension, backward to decrease back tension. This feature is standard on all work chairs.

Arm Adjustments

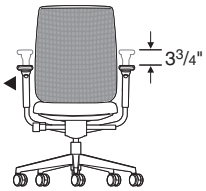

Arm height adjusts independently within a range of 3¾" (7½"–11¼" from the seat). Push button on outside and under arm cap in while moving arms up or down. Releasing buttons locks arms in position.

Other Features

Soft-wheel casters for hard floors on work chairs are available for specific applications.

Surface Materials

▶ See surface materials on page 311 for specific availability or refer to the *Surface Materials Reference Manual* for further information.

Upholstery
- Fabric
- Fabric with soil-retardant treatment (option)
- Mesh (back only)

Hard components
Chair with swivel-base (frame, outer back, arm cap assembly, and mechanism)
- 6205 Black

Chair with swivel-base (arm tube and base)
- 6205 Black

Casters
- 6205 Black

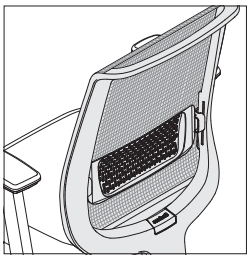

Mesh back on swivel-base models are available with a height-adjustable lumbar option to enhance back support.

All Steelcase seating with standard upholstery fabrics complies with requirements of the State of California Technical Bulletin 117. All standard seating is labeled to be in compliance with California 117.

Programs & Services

Local codes may have special requirements for upholstery.

Dimensions

▶Page 224

Dimensions

Reply Select

Features	Overall Depth	Width	Height	Seat Depth	Functional Seat Depth	Seat Width	Seat Height from Floor	Back Width	Back Height from Seat	Lumbar Height from Seat
Reply Select										
Swivel-Base Task Chairs										
Mesh Back	24" to 25"	25¾"	37¾" to 42¾"	16⅞"	16" to 17½"	18½"	16" to 21"	17½"	22⅝"	6" to 10"

*Armless models are 1¼" narrower.
**Dimension is ½" less when specified with glides.

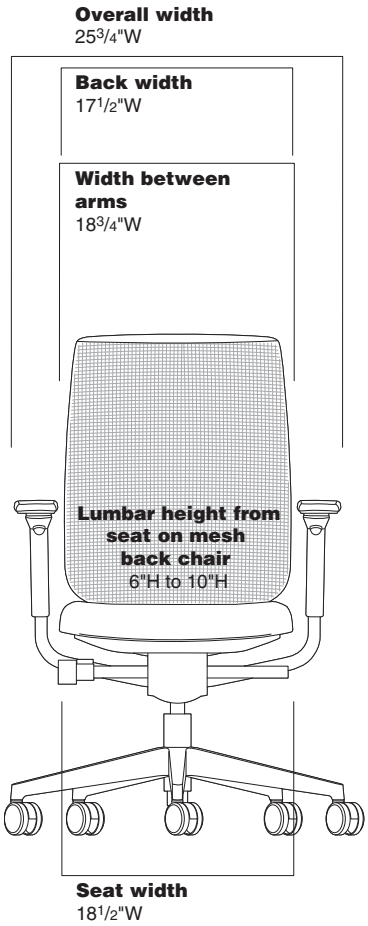

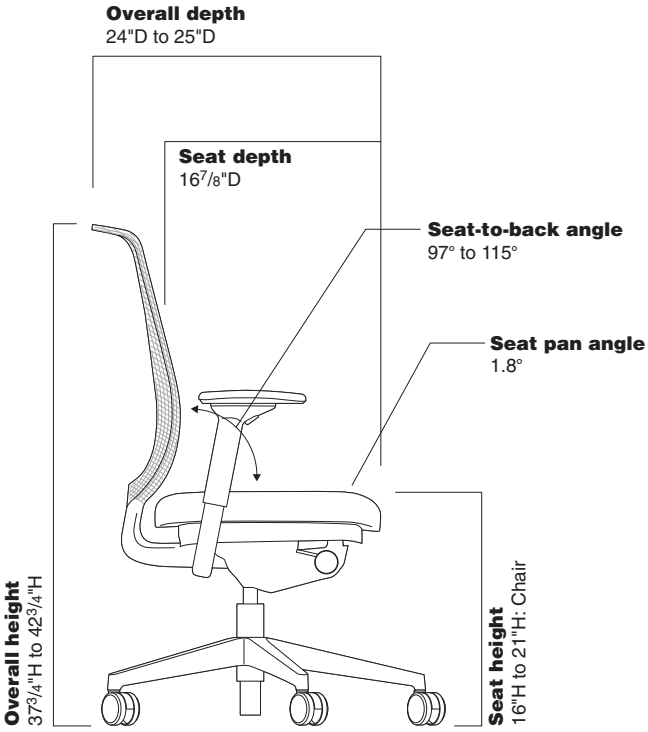

• Width Between Arms	• Arm Height to Floor	• Arm Height from Seat	• Arm Cap Pivot Range	• Angle Between Seat and Back	• Seat Pan Angle
Swivel-Base Work Chairs					
18¾"	23⅝" to 32"	7½" to 11¼"	18° inward, 4° outward	97° to 113°	1.8°

Reply Select X10/17

Mesh Back with Standard Upholstery on Seat

Tip: Arms are not included with Reply select unless you specify the arm options.

Tip: Outer back, mechanism, and optional arm cap assembly are available in 6205 Black only.

	Standard Includes	Required to Specify
▶ Need help? Product details, page 222	• Synchro-tilt mechanism • 5" pneumatic seat-height adjustment (16"–21") • Multi-position back lock • Outer back, seat shell, and five-arm plastic base: plastic • 1½" seat depth adjustment • Mesh on back • Standard upholstery design on seat: Buzz2 fabric only • 2½"-diameter, hard-composition, dual-wheel casters: black	1 Style number 2 Mesh color number for back 3 Options, if selected (see below) ▶ See *Surface Materials,* page 311.

	Options	U.S. Price	Required to Specify
Arms	• Height-adjustable arms, soft arm caps	+$120	Specify *with height-adjustable arms.*
Lumbar Height	• 4" travel for additional lumbar support	+$ 49	Specify *with adjustable lumbar height.*
Casters	• Soft, dual-wheel casters for use on hard floors	+$ 31	Specify *with soft casters.*

Specification Information

• Style Number	• U.S. Base Price
TS466EXP X10/17	$906

▶ Detailed dimensions, page 224

For Canadian Pricing
Multiply U.S. Price by the Canadian price factor.
▶ See page 1 for details.

X10/17 = Last order entry
October 15, 2017

Understanding and Specifying Jack

Task Chair

Product Details

Jack **228**

Dimensions **230**

Specifying

Jack **232**

Jack

Jack is a complete family of comfortable, budget-friendly chairs that are as nice to look at as they are to sit in. Jack can take on whatever your workday brings.

▶ Specifying, page 232

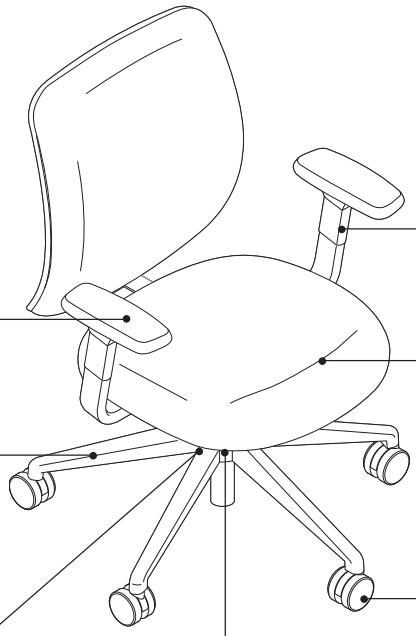

Arms, when specified, have a textured plastic arm cap.

Five-arm base is black plastic.

Tilt tension adjustment allows you to control the amount of resistance needed for reclining.

Variable back lock allows user to lock the backrest in multiple positions.

Arm height can adjust independently within a 3¾" range to help relieve upper back and shoulder fatigue.

Seat depth adjusts within a 1½" range to accommodate users of varying leg lengths.

Seat height adjusts within a 5" range with a pneumatic adjustment mechanism.

Casters have hard, dual-wheels that roll smoothly on carpets. They are 2½" for increased mobility. Soft, dual-wheel casters are available as an option for use on hard floors or chair mats.

Adjustment Features

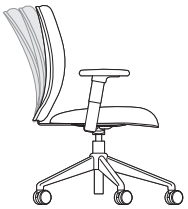

Variable back lock adjusts by pulling lever forward and leaning back to desired angle. Push lever back to lock into position. To release for tilt, push lever forward and lean back.

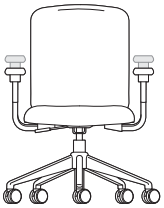

Arm height adjusts by pushing trigger up and holding, pull arm up or push down and release trigger to lock.

Maintenance arm width adjusts by loosening screws under arm bracket, adjusting arm in or out, and tightening screws.

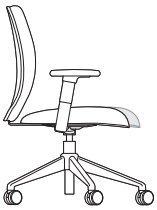

Seat depth adjusts by lifting lever up and holding, shift seat forward or back, and release lever to lock.

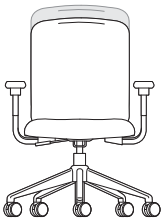

Back height adjusts by grabbing chair back with both hands and slowly pulling up to desired height. To lower back, pull up to highest position, and back will drop to lowest position. Reset mechanism by pushing down firmly, then adjust upward.

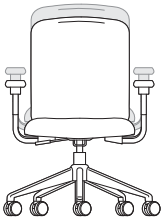

Pneumatic seat height adjusts by lifting body weight up and pulling lever. To lower chair, remain seated and pull lever up.

Tilt tension adjusts by turning counterclockwise to decrease. Turn clockwise to increase.

Surface Materials

▶ See surface materials on page 311 for specific availability or refer to the *Surface Materials Reference Manual* for further information.

Upholstery
- Fabric
- Fabric with soil-retardant treatment (option)

Hard components
Chair (frame, outer back, T-arms, and five arm base)
- 6205 Black

Casters
- 6205 Black

All Steelcase seating with standard upholstery fabrics complies with requirements of the State of California Technical Bulletin 117. All standard seating is labeled to be in compliance with California 117.

Programs & Services

Local codes may have special requirements for upholstery.

Dimensions

▶ Page 230

Dimensions

Jack

Features	Overall Depth	Width	Height	Functional Seat Depth	Adjustable Seat Depth	Seat Width	Seat Height from Floor	Back Width	Back Height from Seat	Seat Pan Angle
Jack										
With swivel-only mechanism										
	27¾"	27¾"	34⅞"–39⅝"	17¼"	N.A.	18½"	15¾"–20½"	17½"	21"	2½°
With swivel-tilt mechanism										
	27¾"	27¾"	34⅞"–39⅝"	17¼"	N.A.	18½"	15¾"–20½"	17½"	21"	–2°
With synchro-tilt mechanism										
	27¾"	27¾"	34⅞"–43¾"	17⅛"	N.A.	18½"	15¼"–20"	17½"	19 11/16"–21 11/16"	–2°
With synchro-tilt mechanism and seat depth adjustment										
	27¾"	27¾"	35⅛"–43⅛"	N.A.	16"–17¾"	18½"	17¼"–22"	17½"	19 11/16"–21 11/16"	1°
Stools										
	27¾"	27¾"	46⅞"–51⅝"	17¼"	N.A.	18½"	21¾"–31½"	17½"	21"	2½°

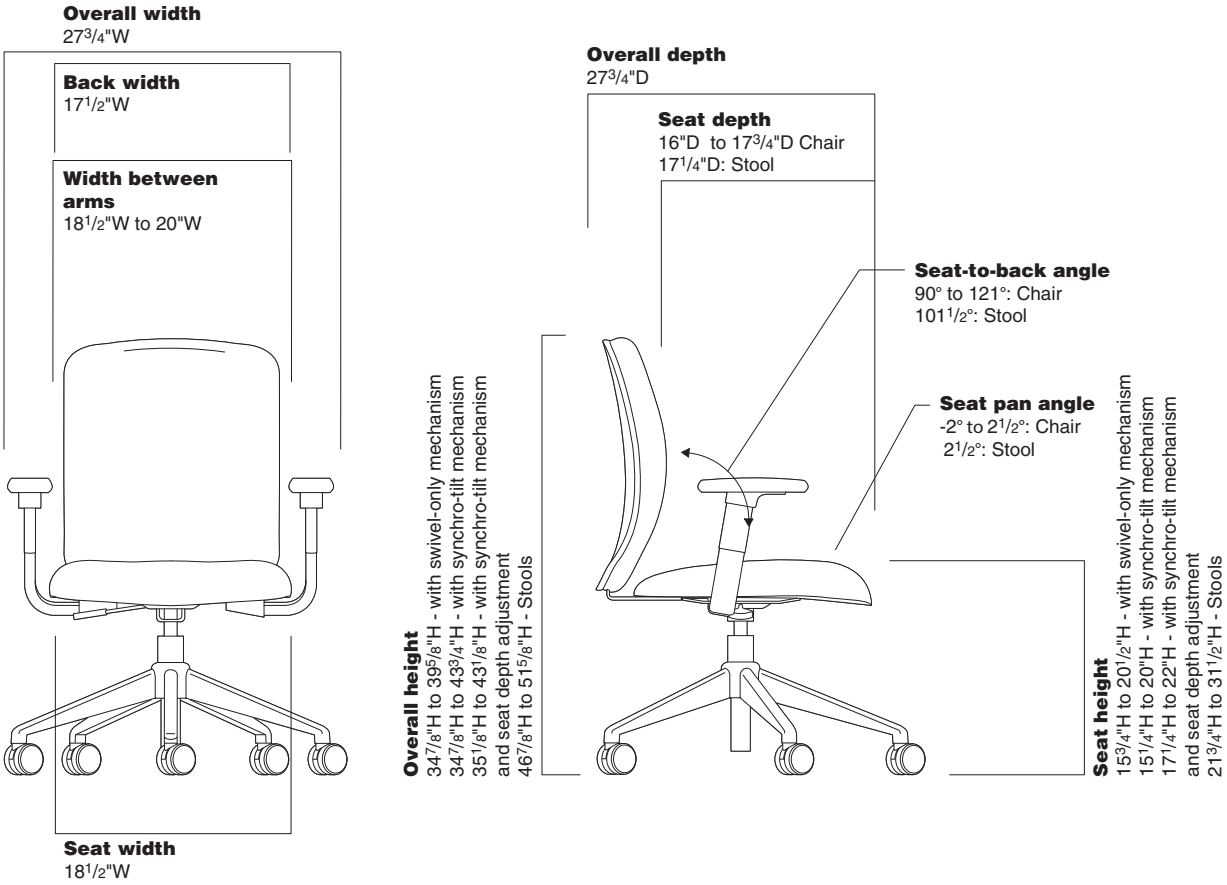

Angle Between Seat and Back	Width Between Arms	Arm Cap Width	Arm Cap Length	Arm Height from Seat (Fixed Arms)	Arm Height from Seat (Adjustable Arms)	Foot Ring Diameter	Foot Ring Height
101½°	18½"–20"	3½"	6½"	9"	7"–11"	N.A.	N.A.
101½°	18½"–20"	3½"	6½"	9"	7"–11"	N.A.	N.A.
90°–121°	18½"–20"	3½"	6½"	9"	7"–11"	N.A.	N.A.
94°–111°	18½"–20"	3½"	6½"	9"	7"–11"	N.A.	N.A.
101½°	18½"–20"	3½"	6½"	9"	7"–11"	20"	7¾"–13¼"

Jack Task Chairs

With Swivel-Only Mechanism

Tip: Hard dual-wheel casters are for use on carpet. Use on hard surfaces, including floor mats, will affect chair stability and may result in personal injury.

	Standard Includes	Required to Specify
▶ Need help? Product details, page 228	• Swivel-only mechanism • Pneumatic seat height • Stool: includes taller pneumatic height and black foot ring, if selected • Arms: height-adjustable T-arms or fixed T-arms, if arms are specified: black plastic • Upholstered seat and inner back: fabric price group 1 • Outer back: black plastic • Five arm base: reinforced black plastic • Hard dual-wheel casters: black • Shipped ready to assemble • Meets Cal. 117 requirements	1 Style number 2 Fabric color number for upholstery 3 Options, if selected (see below) ▶ See *Surface Materials,* page 311.

	Options	U.S. Price	Required to Specify
Surface Materials	**Upholstery**		
	• Fabric price group 1	No cost	Specify fabric color number.
	• Fabric price group 2	+$ 26	Specify fabric color number.
	• Fabric price group 3	+$ 48	Specify fabric color number.
	• Fabric price group 4	+$ 68	Specify fabric color number.
	• Fabric price group 5	+$ 85	Specify fabric color number.
	• Fabric price group 6	+$106	Specify fabric color number.
	• Fabric price group 7	+$121	Specify fabric color number.
	• Fabric price group 8	+$153	Specify fabric color number.
	• Fabric price group 9	+$188	Specify fabric color number.
	• Fabric price group 10	+$213	Specify fabric color number.
	• Customer's Own Material (COM)	+$ 37	▶ See *Understanding Customer's Own Material (COM),* page 404.
Casters	• Soft dual-wheel casters for use on hard floors	+$ 31	Specify *with soft casters.*
Glides	• Non-marring plastic glides	+$ 31	Specify *with glides.*

Tip: The á la carte square-back guest chair, TS30107, complements the Jack task chairs.

▶ Detailed dimensions, page 230

Specification Information

Style Number	U.S. Base Price

Full-Back Task Chair

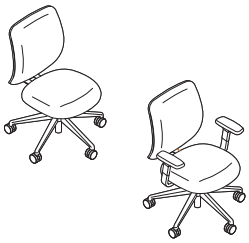

Armless	
TS30301	$333
With Fixed-Height and Maintenance-Width T-arms	
TS30311	$415
With Height-Adjustable and Maintenance-Width T-arms	
TS30321	$461

Full-Back Task Stool

Armless	
TS30302	$463
With Fixed-Height and Maintenance-Width T-arms	
TS30312	$550
With Height-Adjustable and Maintenance-Width T-arms	
TS30322	$590

Jack Task Chairs

With Swivel-Tilt Mechanism

Tip: Hard dual-wheel casters are for use on carpet. Use on hard surfaces, including floor mats, will affect chair stability and may result in personal injury.

	Standard Includes	Required to Specify
▶ Need help? Product details, page 228	• Swivel-tilt mechanism • Pneumatic seat height • Upright back lock • Arms: height-adjustable T-arms or fixed T-arms, if arms are specified: black plastic • Upholstered seat and inner back: fabric price group 1 • Outer back: black plastic • Five arm base: reinforced black plastic • Hard dual-wheel casters: black • Shipped ready to assemble • Meets Cal. 117 requirements	1 Style number 2 Fabric color number for upholstery 3 Options, if selected (see below) ▶ See *Surface Materials,* page 311.

	Options	U.S. Price	Required to Specify
Surface Materials	**Upholstery**		
	• Fabric price group 1	No cost	Specify fabric color number.
	• Fabric price group 2	+$ 26	Specify fabric color number.
	• Fabric price group 3	+$ 48	Specify fabric color number.
	• Fabric price group 4	+$ 68	Specify fabric color number.
	• Fabric price group 5	+$ 85	Specify fabric color number.
	• Fabric price group 6	+$106	Specify fabric color number.
	• Fabric price group 7	+$121	Specify fabric color number.
	• Fabric price group 8	+$153	Specify fabric color number.
	• Fabric price group 9	+$188	Specify fabric color number.
	• Fabric price group 10	+$213	Specify fabric color number.
	• Customer's Own Material (COM)	+$ 37	▶ See *Understanding Customer's Own Material (COM),* page 404.
Casters	• Soft dual-wheel casters for use on hard floors	+$ 31	Specify *with soft casters.*
Glides	• Non-marring plastic glides	+$ 31	Specify *with glides.*

Tip: The à la carte square-back guest chair, TS30107, complements the Jack task chairs.

▶ Detailed dimensions, page 230

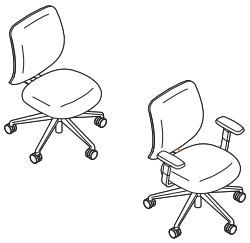

Specification Information

Style Number	U.S. Base Price
Full-Back Task Chair with Swivel-Tilt	
Armless	
TS30305	$368
With Fixed-Height and Maintenance-Width T-arms	
TS30315	$455
With Height-Adjustable and Maintenance-Width T-arms	
TS30325	$497

For Canadian Pricing
Multiply U.S. Price by the Canadian price factor.
▶ See page 1 for details.

Jack Task Chairs

With Synchro-Tilt Mechanism

Tip: Hard dual-wheel casters are for use on carpet. Use on hard surfaces, including floor mats, will affect chair stability and may result in personal injury.

	Standard Includes	Required to Specify
▶ Need help? Product details, page 228	• Synchro-tilt mechanism • Pneumatic seat height • Tilt tension • Variable back lock • Adjustable back height • Arms: height-adjustable T-arms or fixed T-arms, if arms are specified: black plastic • Upholstered seat and inner back: Fabric price group 1 • Outer back: black plastic • Five arm base: reinforced black plastic • Hard dual-wheel casters: black • Shipped ready to assemble • Meets Cal. 117 requirements	1 Style number 2 Fabric color number for upholstery 3 Options, if selected (see below) ▶ See *Surface Materials,* page 311.

	Options	U.S. Price	Required to Specify
Surface Materials	**Upholstery**		
	• Fabric price group 1	No cost	Specify fabric color number.
	• Fabric price group 2	+$ 26	Specify fabric color number.
	• Fabric price group 3	+$ 48	Specify fabric color number.
	• Fabric price group 4	+$ 68	Specify fabric color number.
	• Fabric price group 5	+$ 85	Specify fabric color number.
	• Fabric price group 6	+$106	Specify fabric color number.
	• Fabric price group 7	+$121	Specify fabric color number.
	• Fabric price group 8	+$153	Specify fabric color number.
	• Fabric price group 9	+$188	Specify fabric color number.
	• Fabric price group 10	+$213	Specify fabric color number.
	• Customer's Own Material (COM)	+$ 37	▶ See *Understanding Customer's Own Material (COM),* page 330.
Casters	• Soft dual-wheel casters for use on hard floors	+$ 31	Specify *with soft casters.*
Glides	• Non-marring plastic glides	+$ 31	Specify *with glides.*

Tip: The á la carte square-back guest chair, TS30107, complements the Jack task chairs.

▶ Detailed dimensions, page 178

Specification Information

Style Number	U.S. Base Price

Full-Back Task Chair with Synchro-tilt

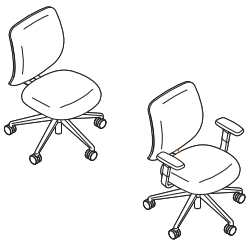

Armless	
TS30303	$476
With Fixed-Height and Maintenance-Width T-arms	
TS30313	$559
With Height-Adjustable and Maintenance-Width T-arms	
TS30323	$599

Full-Back Task Chair with Synchro-tilt and Seat Depth



Armless	
TS30304	$572
With Fixed-Height and Maintenance-Width T-arms	
TS30314	$651
With Height-Adjustable and Maintenance-Width T-arms	
TS30324	$704

Understanding and Specifying Buoy

Multipurpose Seating

Product Details

Buoy **236**

Dimensions **237**

Specifying

Buoy **238**

Buoy

Buoy is collaborative seating for teams that helps people move freely, change postures, and stay energized and comfortable.
▶ Specifying, page 238

Buoy is 18" in diameter.

Buoy comes in six different colors, is lightweight at 20 lb and ships in a carton fully assembled.

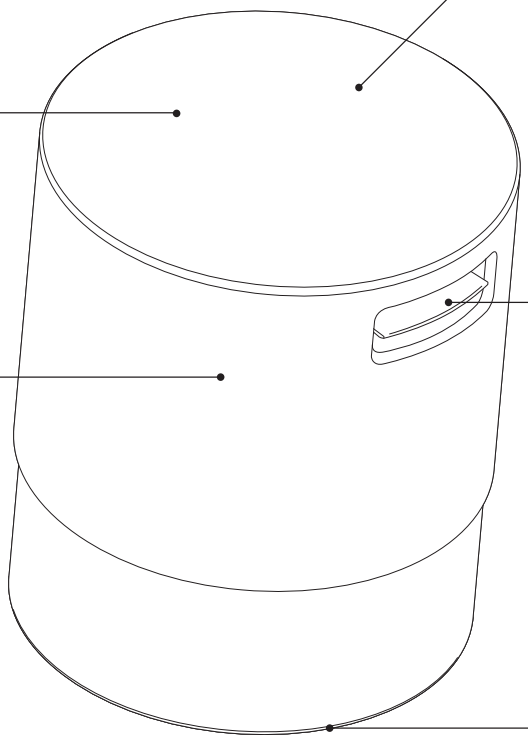

Buoy cap is upholstered.

Seat height adjusts with a 5½" range from 17¼"H to 22¾"H with a pneumatic adjustment mechanism.

Sits at a 5° tilt.

Product Details

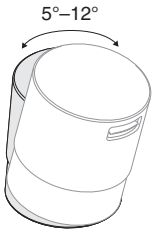

Tilts up to 12° to encourage active sitting.

Adjustment Features

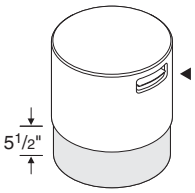

Seat height adjusts pneumatically. To lower, hold handle up while seated. To raise, hold handle up and keep weight off. Range of adjustability is 5½".

Surface Materials

▶ See surface materials on page 311 for specific availability or refer to the *Surface Materials Reference Manual* for further information.

Dimensions

▶ Page 237

Dimensions

Buoy

Features	Overall Depth	Width	Height
Buoy			
Multipurpose Seating			
Buoy	18"	18"	17¼"–22¾"

Buoy

Standard Includes	Required to Specify
▶ Need help? Product details, page 236	1 Style number 2 Fabric color number for cap 3 Options, if selected (see below) ▶ See *Surface Materials,* page 311.

- Body: plastic based on style number
- Base: 6527 Merle
- Cap: fabric
- Pneumatic height adjustment
- Ships fully assembled

Tip: For body plastic color number based on style number, see page 312.

Tip: Not recommended for use on hard floors. May cause scratches.

	Options	U.S. Price	Required to Specify
Surface Materials	**Cap**		
	• Fabric price group 1	No cost	Specify fabric color number.
	• Fabric price group 2	+$ 28	Specify fabric color number.
	• Fabric price group 3	+$ 39	Specify fabric color number.
	• Fabric price group 4	+$ 55	Specify fabric color number.
	• Fabric price group 5	+$ 65	Specify fabric color number.
	• Fabric price group 6	+$ 74	Specify fabric color number.
	• Fabric price group 7	+$ 84	Specify fabric color number.
	• Fabric price group 8	+$ 92	Specify fabric color number.
	• Fabric price group 9	+$101	Specify fabric color number.
	• Fabric price group 10	+$111	Specify fabric color number.
	• COM	+$ 36	Specify fabric color number.
	• Non-upholstered cap: 6527 Merle only	+$ 28	Specify *with non-upholstered cap.*
	• Fire Code Seating (FCS)	+$ 48	Add suffix **F** to the style number and specify fabric color number.

Specification Information

Dimensions D	W	H	Style Number	U.S. Base Price
18"	18"	17¼"–22¾"	**TSBUOYBLACK**	$355
18"	18"	17¼"–22¾"	**TSBUOYWHITE**	$355
18"	18"	17¼"–22¾"	**TSBUOYGREY**	$355
18"	18"	17¼"–22¾"	**TSBUOYBLUE**	$355
18"	18"	17¼"–22¾"	**TSBUOYGREEN**	$355
18"	18"	17¼"–22¾"	**TSBUOYRED**	$355

For Canadian Pricing
Multiply U.S. Price by the Canadian price factor.
▶ See page 1 for details.

Understanding and Specifying Shortcut

Multipurpose Seating

Product Details

Shortcut **240**

Shortcut X Base **242**

Dimensions **244**

Specifying

Shortcut **246**

Shortcut X Base **248**

Shortcut

Shortcut is a collaborative seating application that encourages people to move freely, change postures, and stay energized, yet comfortable in many settings.
▶Specifying, pages 246 – 247

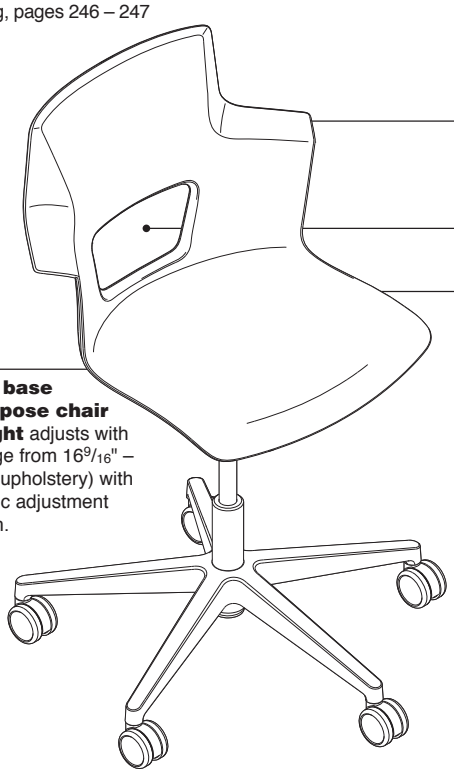

Abbreviated arms allow users to pull up to a worksurface with ease.

Cut-out provides more flexibility.

The seat of both the stool and chair are made up of polypropylene plastic.

Five-arm base multi-purpose chair seat height adjusts with a $4^5/_8$" range from $16^9/_{16}$" – $21^3/_{16}$" (no upholstery) with a pneumatic adjustment mechanism.

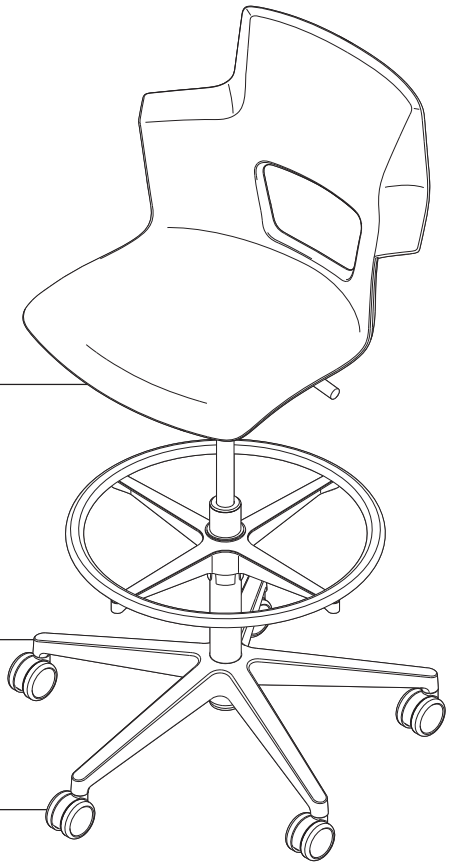

Five-arm base multi-purpose stool seat height adjusts with a $10^3/_{16}$" range from $22^1/_8$" – $32^5/_{16}$" (no upholstery) with a pneumatic adjustment mechanism.

Five-arm base is standard.

Hard, dual wheeled casters are standard for use on carpets. Soft, merle centered, roll-control, dual-wheel casters are available for use on hard floors or chair mats.

Adjustment Features

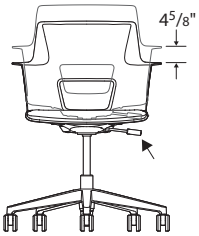

Seat height adjusts with a $4^5/_8$" range from $16^9/_{16}$" – $21^3/_{16}$" (no upholstery) with a pneumatic adjustment mechanism.

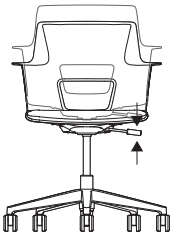

Seat height adjusts pneumatically. To lower, pull lever up while seated. To raise, pull lever up and keep weight off of the chair. Lever is located on the left hand side.

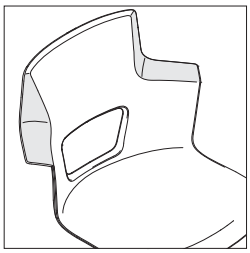

Elbow rests are abbreviated to stay out of the way as the user gets closer to the worksurface and supports a wide range of postures.

Cushion option is available for extra support and comfort.

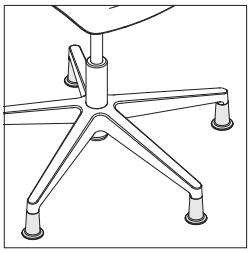

Glides are available as an option. Glides ship assembled on the chair or stool and maintain the same height as casters.

Soft roll-control caster option features an internal brake that activates when the chair is not under load to reduce shifting when user stands up.

Soft, dual-wheel casters are two-tone, which makes them easily identifiable.

Surface Materials

▶ See surface materials on page 311 for specific availability or refer to the *Surface Materials Reference Manual* for further information.

Upholstery
- Fabric
- Leather
- Elmosoft
- COM (Customer's Own Material)
- COL (Customer's Own Leather)

Hard components
Chair (shell, five-arm base)

Shell
- Plastic

Base
4140 Arctic White
4799 Platinum Metallic
6205 Black
Tip: Cylinder paint color defaults to coordinate with base color.

Hard casters
6205 Black
6249 Platinum Solid
Tip: Casters paint color defaults to coordinate with base color.

Soft casters with 6527 Merle center
6205 Black
6249 Platinum Solid
Tip: Casters paint color defaults to coordinate with base color.

The Shortcut stool foot ring is defaulted based on the paint color specified, with the exception of 4140 Arctic White, in which case the foot ring is platinum.

All Steelcase seating with standard upholstery fabrics complies with requirements of the State of California Technical Bulletin 117. All standard seating is labeled to be in compliance with California 117.

Programs & Services

Local codes may have special requirements for upholstery.

Dimensions

▶ Page 244

Shortcut X Base

▶Specifying, pages 248 – 249

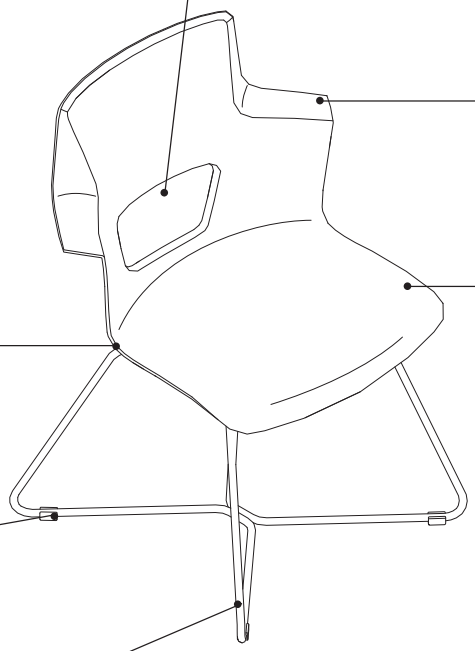

Cut-out provides more flexibility.

Abbreviated arms allow users to pull up to a worksurface with ease.

The seat of both the stool and chair are made up of polypropylene plastic.

The Shortcut X Base chair seat height is $18^{1}/_{4}$" with upholstery and $17^{13}/_{16}$" without upholstery.

Hard glides are standard. Soft, felt glides are available.

Durable, steel wire frame is lightweight.

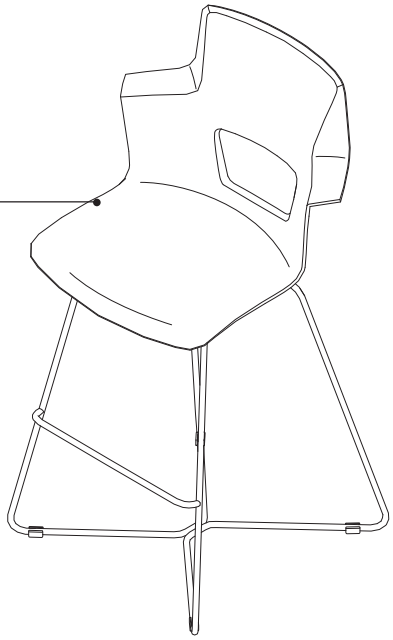

The Shortcut X Base stool seat height is $29^{3}/_{8}$" with upholstery and $28^{1}/_{16}$" without upholstery.

Adjustment Features

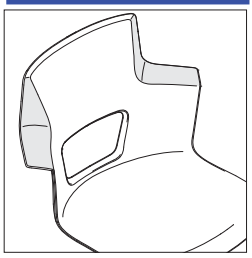

Elbow rests are abbreviated to stay out of the way as the user gets closer to the worksurface and supports a wide range of postures.



Cushion option is available for extra support and comfort.

Surface Materials

▶ See surface materials on page 311 for specific availability or refer to the *Surface Materials Reference Manual* for further information.

Upholstery
- Fabric
- Leather
- Elmosoft
- COM (Customer's Own Material)
- COL (Customer's Own Leather)

Shell
- Plastic

Base
- Paint

▶ For Surface Materials matrices for all product lines, see page 384

All Steelcase seating with standard upholstery fabrics complies with requirements of the State of California Technical Bulletin 117. All standard seating is labeled to be in compliance with California 117.

Programs & Services

Local codes may have special requirements for upholstery.

Dimensions

▶ Page 244

Dimensions

Shortcut

Features	Overall Depth	Width	Overall Height	Seat Depth	Seat Width	Seat Height from Floor	Back Width	Back Height from Seat
Shortcut								
Multipurpose Seating								
Five-Arm Base Chair	24 1/2"	24 1/16"	31 1/2"–35 15/16"	16 7/8"	19 5/16"	16 9/16"–21 3/16"	21"	18 1/4"
Five-Arm Base Stool	24 1/2"	24 1/16"	36 15/16"–47"	16 7/8"	19 5/16"	22 1/8"–32 5/16"	21"	18 1/4"
X Base Chair	21 1/2"	24 1/16"	33"	16 7/8"	19 5/16"	17 13/16"	21"	18 1/4"
X Base Stool	21 1/2"	24 1/16"	44"	16 7/8"	19 5/16"	28 1/16"	21"	18 1/4"

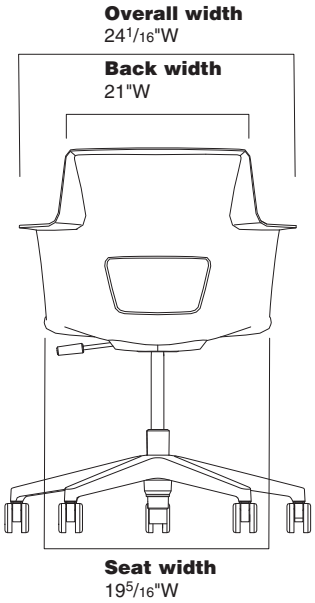

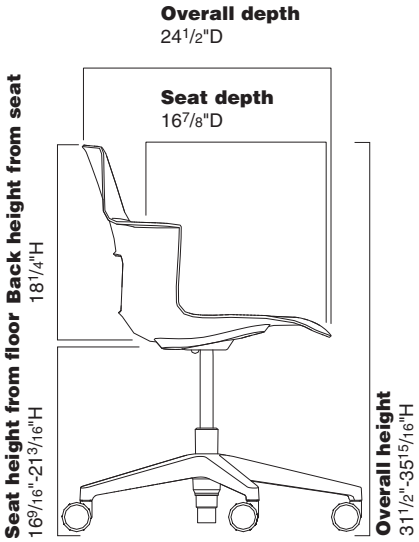

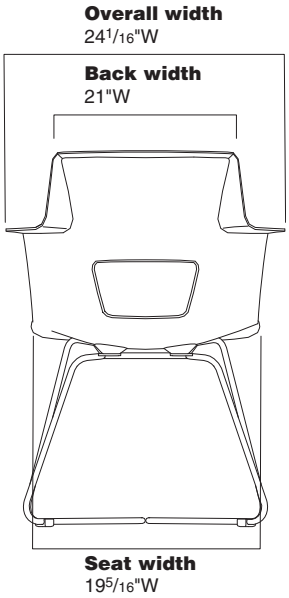

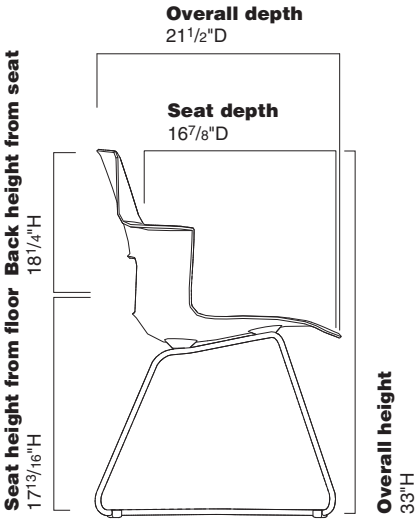

Shortcut

Back Lumbar Height	Seat Pan Angle	Angle Between Seat and Back	Width Between Elbow Rest
9¼"	8.3°	within 0–4°	21"
9¼"	8.3°	within 0–4°	21"
9¼"	8°	within 0–4°	21"
9¼"	8°	within 0–4°	21"

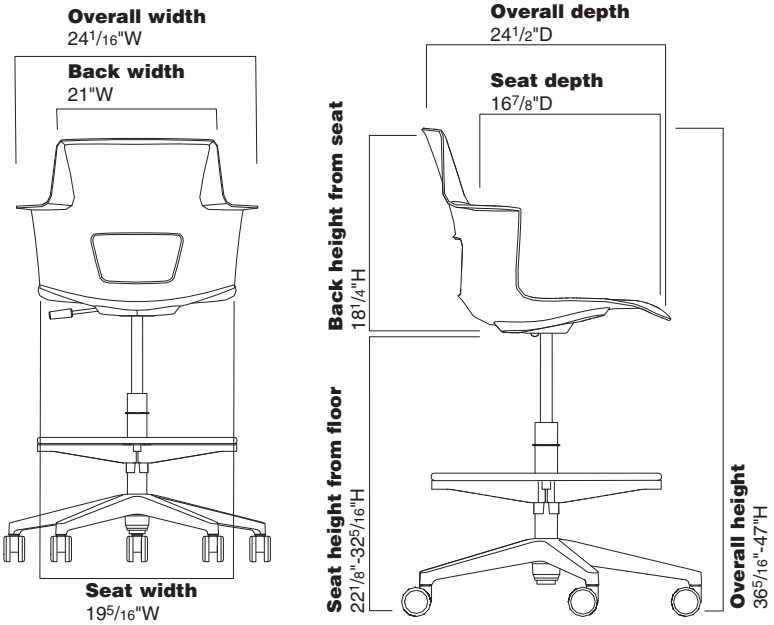

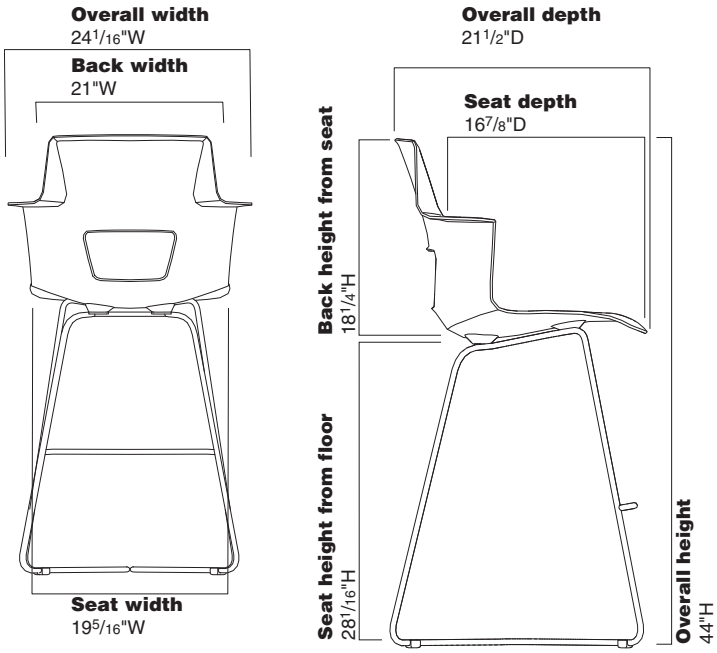

Shortcut

Five-Arm Base Chair

Tip: Hard dual-wheel casters are for use on carpet. Use on hard surfaces, including floor mats, will affect chair stability and may result in personal injury.

Tip: Upholstery is only applicable if seat cushion is a selected option.

Tip: Craft in upholstery cautions the use of stripes and patterns on Shortcut. Please use fabric database when specifying.

Tip: Casters default to coordinate with base color.

	Standard Includes	Required to Specify
▶ Need help? Product details, page 240	• Seat shell: plastic • Five-arm base: 6205 Black plastic • Pneumatic seat height • Hard dual-wheel casters: 6205 Black • Shipped ready to assemble • Meets Cal. 117 requirements	1 Style number 2 Color number for base 3 Plastic color number for shell 4 Options, if selected (see below) ▶ See *Surface Materials,* page 311.

	Options	U.S. Price	Required to Specify
Seat Cushion	• Cushion	+$144	Specify *with cushion* and specify fabric color number.
Surface Materials	**Upholstery**		
	• Fabric price group 1	No cost	Specify fabric color number.
	• Fabric price group 2	+$ 10	Specify fabric color number.
	• Fabric price group 3	+$ 26	Specify fabric color number.
	• Fabric price group 4	+$ 35	Specify fabric color number.
	• Fabric price group 5	+$ 42	Specify fabric color number.
	• Fabric price group 6	+$ 51	Specify fabric color number.
	• Fabric price group 7	+$ 62	Specify fabric color number.
	• Fabric price group 8	+$ 77	Specify fabric color number.
	• Fabric price group 9	+$ 94	Specify fabric color number.
	• Fabric price group 10	+$109	Specify fabric color number.
	• Leather	+$ 91	Specify leather color number.
	• Elmosoft	+$107	Specify elmosoft color number.
	• Customer's Own Material (COM)	+$ 37	▶ See *Understanding Customer's Own Material (COM),* page 404.
	• Customer's Own Leather (COL)	+$ 37	▶ See *Understanding Customer's Own Material (COM),* page 404.
	Base		
	• Arctic White Gloss	+$ 38	Specify *with 4140 Arctic White Gloss.*
	• Platinum Metallic	+$ 38	Specify *with 4799 Platinum Metallic.*
Casters	• Hard casters	No cost	Specify *with hard casters.*
	• Soft dual-wheel casters for use on hard floors	+$ 31	Specify *with soft casters.*
Glides	• Non-marring plastic glides	+$ 31	Specify *with glides.*

Specification Information

Style Number	U.S. Base Price
TS31201A	$433

▶ Detailed dimensions, page 244

For Canadian Pricing
Multiply U.S. Price by the Canadian price factor.
▶ See page 1 for details.

Shortcut

Five-Arm Base Stool

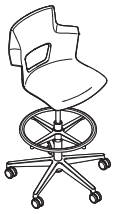

Tip: Hard dual-wheel casters are for use on carpet. Use on hard surfaces, including floor mats, will affect chair stability and may result in personal injury.

Tip: Upholstery is only applicable if seat cushion is a selected option.

Tip: Craft in upholstery cautions the use of stripes and patterns on Shortcut. Please use fabric database when specifying.

Tip: Casters default to coordinate with base color.

	Standard Includes	Required to Specify
▶ Need help? Product details, page 240	• Seat shell: plastic • Five-arm base: 6205 Black plastic • Pneumatic seat height • Hard dual-wheel casters: 6205 Black • Shipped ready to assemble • Meets Cal. 117 requirements	1 Style number 2 Color number for base 3 Plastic color number for shell 4 Options, if selected (see below) ▶ See *Surface Materials,* page 311.

	Options	U.S. Price	Required to Specify
Seat Cushion	• Cushion	+$144	Specify *with cushion* and specify fabric color number.
Surface Materials	**Upholstery**		
	• Fabric price group 1	No cost	Specify fabric color number.
	• Fabric price group 2	+$ 10	Specify fabric color number.
	• Fabric price group 3	+$ 26	Specify fabric color number.
	• Fabric price group 4	+$ 35	Specify fabric color number.
	• Fabric price group 5	+$ 42	Specify fabric color number.
	• Fabric price group 6	+$ 51	Specify fabric color number.
	• Fabric price group 7	+$ 62	Specify fabric color number.
	• Fabric price group 8	+$ 77	Specify fabric color number.
	• Fabric price group 9	+$ 94	Specify fabric color number.
	• Fabric price group 10	+$109	Specify fabric color number.
	• Leather	+$ 91	Specify leather color number.
	• Elmosoft	+$107	Specify elmosoft color number.
	• Customer's Own Material (COM)	+$ 37	▶ See *Understanding Customer's Own Material (COM),* page 404.
	• Customer's Own Leather (COL)	+$ 37	▶ See *Understanding Customer's Own Material (COM),* page 404.
	Base		
	• Arctic White Gloss	+$ 38	Specify *with 4140 Arctic White Gloss.*
	• Platinum Metallic	+$ 38	Specify *with 4799 Platinum Metallic.*
Casters	• Hard casters	No cost	Specify *with hard casters.*
	• Soft dual-wheel casters for use on hard floors	+$ 31	Specify *with soft casters.*
Glides	• Non-marring plastic glides	+$ 31	Specify *with glides.*

Specification Information

Style Number	U.S. Base Price
TS31202B	$621

▶ Detailed dimensions, page 244

For Canadian Pricing
Multiply U.S. Price by the Canadian price factor.
▶ See page 1 for details.

Shortcut

X Base Chair

	Standard Includes	Required to Specify
▶ Need help? Product details, page 242	• Seat shell: plastic • Steel wire frame base: paint price group 1 • Standard glides • Ships fully assembled • Meets Cal. 117 requirements	1 Style number 2 Paint color number for base 3 Plastic color number for shell 4 Options, if selected (see below) ▶ See *Surface Materials,* page 311.

Tip: Upholstery is only applicable if seat cushion is a selected option.

Tip: Craft in upholstery cautions the use of stripes and patterns on Shortcut. Please use fabric database when specifying.

	Options	U.S. Price	Required to Specify
Seat Cushion	• Cushion	+$144	Specify *with cushion* and specify fabric color number.
Surface Materials	**Upholstery**		
	• Fabric price group 1	No cost	Specify fabric color number.
	• Fabric price group 2	+$ 10	Specify fabric color number.
	• Fabric price group 3	+$ 26	Specify fabric color number.
	• Fabric price group 4	+$ 35	Specify fabric color number.
	• Fabric price group 5	+$ 42	Specify fabric color number.
	• Fabric price group 6	+$ 51	Specify fabric color number.
	• Fabric price group 7	+$ 62	Specify fabric color number.
	• Fabric price group 8	+$ 77	Specify fabric color number.
	• Fabric price group 9	+$ 94	Specify fabric color number.
	• Fabric price group 10	+$109	Specify fabric color number.
	• Leather	+$ 91	Specify leather color number.
	• Elmosoft	+$107	Specify elmosoft color number.
	• Customer's Own Material (COM)	+$ 37	▶ See *Understanding Customer's Own Material (COM),* page 404.
	• Customer's Own Leather (COL)	+$ 37	▶ See *Understanding Customer's Own Material (COM),* page 404.
	Base		
	• Paint price group 1	No cost	Specify paint color number.
	• Paint price group 2	+$ 38	Specify paint color number.
	• Paint price group 3	+$ 58	Specify paint color number.
	• Lux Coatings	+$ 70	Specify Lux Coatings number.
Glides	• Soft, felt glides	No cost	Specify *with soft, felt glides.*

Specification Information

Style Number	U.S. Base Price
TS31204A	$400

▶ Detailed dimensions, page 244

For Canadian Pricing
Multiply U.S. Price by the Canadian price factor.
▶ See page 1 for details.

Shortcut

X Base Stool

Standard Includes	Required to Specify
▶ Need help? Product details, page 242	1 Style number
• Seat shell: plastic	2 Paint color number for base
• Steel wire frame base: paint price group 1	3 Plastic color number for shell
• Standard glides	4 Options, if selected (see below)
• Ships fully assembled	▶ See *Surface Materials,* page 311.
• Meets Cal. 117 requirements	

	Options	U.S. Price	Required to Specify
Seat Cushion	• Cushion	+$144	Specify *with cushion* and specify fabric color number.
Surface Materials	**Upholstery**		
	• Fabric price group 1	No cost	Specify fabric color number.
	• Fabric price group 2	+$ 10	Specify fabric color number.
	• Fabric price group 3	+$ 26	Specify fabric color number.
	• Fabric price group 4	+$ 35	Specify fabric color number.
	• Fabric price group 5	+$ 42	Specify fabric color number.
	• Fabric price group 6	+$ 51	Specify fabric color number.
	• Fabric price group 7	+$ 62	Specify fabric color number.
	• Fabric price group 8	+$ 77	Specify fabric color number.
	• Fabric price group 9	+$ 94	Specify fabric color number.
	• Fabric price group 10	+$109	Specify fabric color number.
	• Leather	+$ 91	Specify leather color number.
	• Elmosoft	+$107	Specify elmosoft color number.
	• Customer's Own Material (COM)	+$ 37	▶ See *Understanding Customer's Own Material (COM),* page 404.
	• Customer's Own Leather (COL)	+$ 37	▶ See *Understanding Customer's Own Material (COM),* page 404.
	Base		
	• Paint price group 1	No cost	Specify paint color number.
	• Paint price group 2	+$ 38	Specify paint color number.
	• Paint price group 3	+$ 58	Specify paint color number.
	• Lux Coatings	+$ 70	Specify Lux Coatings number.
Glides	• Soft, felt glides	No cost	Specify *with soft, felt glides.*

Tip: Upholstery is only applicable if seat cushion is a selected option.

Tip: Craft in upholstery cautions the use of stripes and patterns on Shortcut. Please use fabric database when specifying.

Specification Information

Style Number	U.S. Base Price
TS31205B	$583

▶ Detailed dimensions, page 244

For Canadian Pricing
Multiply U.S. Price by the Canadian price factor.
▶ See page 1 for details.

Shortcut

Cushion

Tip: Cushion can be optioned on when ordering any Shortcut chair or stool, or installed after purchase when ordered separately.

	Standard Includes	Required to Specify
▶ Need help? Product details, page 240	• Cushion: fabric • Shipped ready to assemble • Meets Cal. 117 requirements	1 Style number 2 Fabric color number for cushion 3 Options, if selected (see below) ▶ See *Surface Materials,* page 311.

	Options	U.S. Price	Required to Specify
Surface Materials	**Upholstery**		
	• Fabric price group 1	No cost	Specify fabric color number.
	• Fabric price group 2	+$ 10	Specify fabric color number.
	• Fabric price group 3	+$ 26	Specify fabric color number.
	• Fabric price group 4	+$ 35	Specify fabric color number.
	• Fabric price group 5	+$ 42	Specify fabric color number.
	• Fabric price group 6	+$ 51	Specify fabric color number.
	• Fabric price group 7	+$ 62	Specify fabric color number.
	• Fabric price group 8	+$ 77	Specify fabric color number.
	• Fabric price group 9	+$ 94	Specify fabric color number.
	• Fabric price group 10	+$109	Specify fabric color number.
	• Leather	+$ 91	Specify leather color number.
	• Elmosoft	+$107	Specify elmosoft color number.
	• Customer's Own Material (COM)	+$ 37	▶ See *Understanding Customer's Own Material (COM),* page 404.
	• Customer's Own Leather (COL)	+$ 37	▶ See *Understanding Customer's Own Material (COM),* page 404.

Specification Information

Style Number	U.S. Base Price
TS31203	$144

▶ Detailed dimensions, page 244

For Canadian Pricing
Multiply U.S. Price by the Canadian price factor.
▶ See page 1 for details.

Understanding and Specifying cobi Select

Multipurpose Seating

Product Details

cobi Select 252
Dimensions 254

Specifying

cobi Select 256

cobi Select

cobi is collaborative seating for teams that helps people move freely, change postures, and stay energized and comfortable.
▶Specifying, page 256

Flexible top edge allows for multiple postures while maintaining support and comfort.

Flexing fingers in back offer support while moving and conforming to the user.

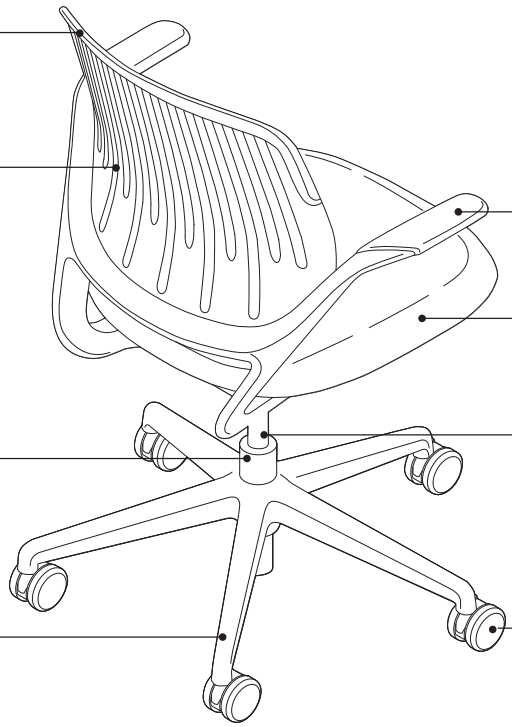

Arms are constructed of a soft durable rubber compound.

Flexible seat edge on all 3-sides supports multiple postures while relieving thigh pressure.

Seat height adjusts with a 5" range from 15½"H to 20½"H with a pneumatic adjustment mechanism.

Weight-activated mechanism provides support by automatically responding to the users movements.

Five-arm base is standard.

Hard, dual-wheel casters are standard for use on carpets. Soft, roll-control, dual-wheel casters are available for use on hard floors or chair mats.

Product Details

Weight-activated mechanism provides individual support without a tension control by intuitively sensing and supporting the users center of gravity.

Adjustment Features

Seat Adjustments

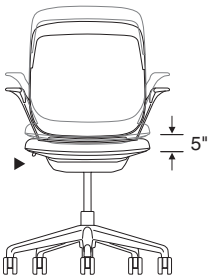

Seat height adjusts pneumatically. To lower, pull lever up while seated. To raise, pull lever up and keep your weight off the chair.

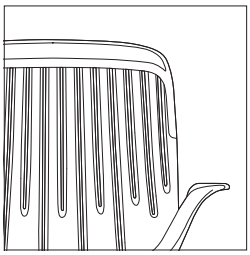

Flexing fingers in back promote movement and provide support for a wide range of postures.

Soft roll-control caster option features an internal brake that activates when the chair is not under load to reduce shifting when user stands up.

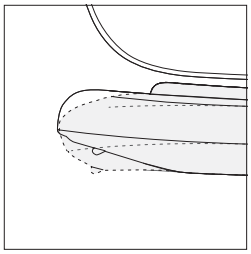

Flexing seat edge on all 3-sides supports multiple postures while relieving thigh pressure.

Surface Materials

▶ See surface materials on page 311 for specific availability or refer to the *Surface Materials Reference Manual* for further information.

Back upholstery
- Connect 3D (back only)

Seat upholstery
- Cogent: Connect (seat only)

Outer back
- 6295 Near Black

Arm caps, top edge, and casters
- 6205 Black

All Steelcase seating with standard upholstery fabrics complies with requirements of the State of California Technical Bulletin 117. All standard seating is labeled to be in compliance with California 117.

Programs & Services

▶ See the *Surface Materials Reference Manual* for further detail about programs and services offered for seating.

Soil-retardant treatment is available on all other seating fabrics at an additional upcharge per seating unit. To order this option, please select "Soil-Retardant Treatment" under "Optional Accessories."

For soil-retardant treatment on COMs, please select "Soil-Retardant Treatment" under "Optional Accessories." Minimums or additional yardage may be required. Please contact the vendor directly for specific information.

Extended lead times may be necessary for this service.

Contact your Steelcase Solutions Fulfillment Team Representative at 1.888.STEELCASE (1.888.783.3522) or send an e-mail to lineone@steelcase.com.

Local codes may have special requirements for upholstery.

Dimensions

▶ Page 254

Resources

Printed Materials

▶ cobi brochure (09-0000049)

Dimensions

cobi Select

Features	Overall Depth	Width	Height	Seat Depth	Functional Seat Depth	Seat Width	Seat Height from Floor	Back Width	Back Height from Seat
cobi Select									
Multipurpose Seating									
	23 1/4"	24 3/4"	34"–39"	19 1/2"	17 7/8"	18 3/4"	15 1/2"–20 1/2"	18"	19 1/2"

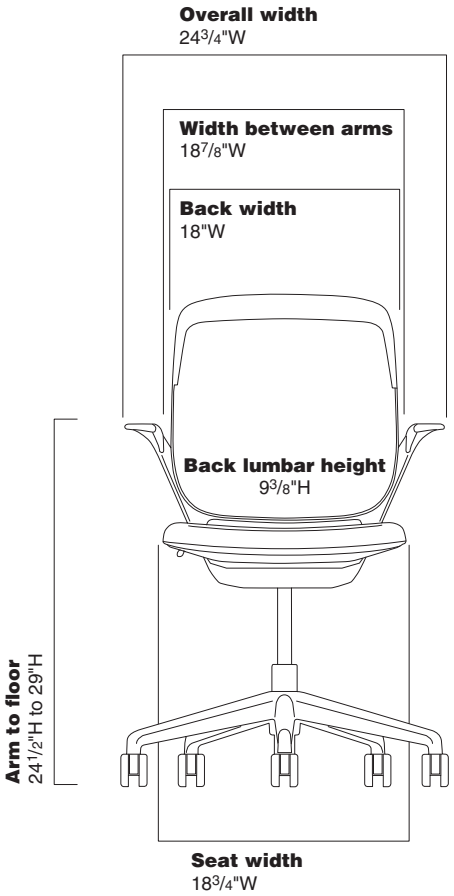

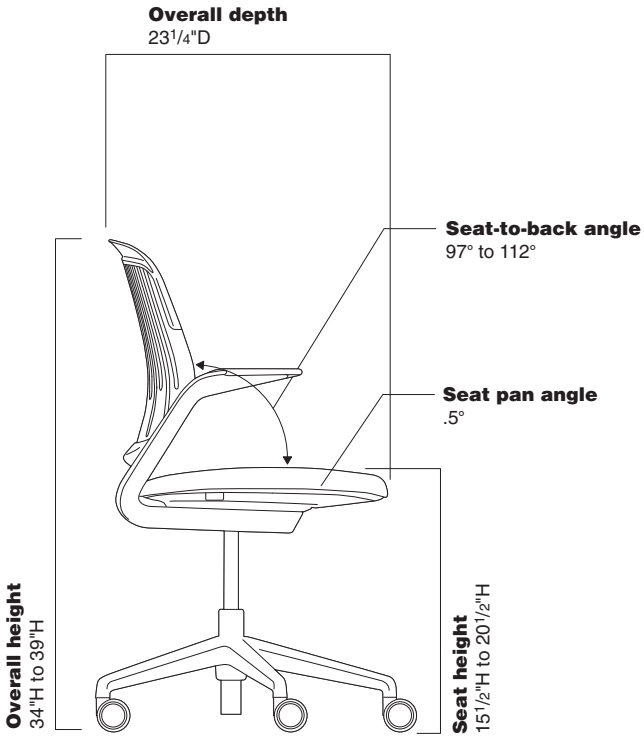

• Back Lumbar Height	• Width Between Arms	• Arm to Floor	• Arm Height from Seat	• Seat Pan Angle	• Angle Between Seat and Back
9⅜"	18⅞"	24¼"–29"	8⅞"	.5°	97°–112°

cobi Select X10/17

	Standard Includes	Required to Specify
▶ Need help? Product details, page 252	• Weight-activated mechanism • 5" pneumatic seat-height adjustment • Fixed arms: plastic to match outer back • Back upholstery: Connect 3D • Seat upholstery: Cogent: Connect matches seat upholstery • Frame, outer back, and five-arm base: Near Black • 2½"-diameter, hard composition, dual-wheel casters: black plastic	1 Style number 2 Connect 3D color number for back 3 Options, if selected (see below) ▶ See *Surface Materials,* page 311.

Tip: Arm caps, top edge, and casters default to coordinate and match outer back color.

	Options	U.S. Price	Required to Specify
Surface Materials	**Upholstery** • Fabric price group 2 • Soil-retardant treatment applied to upholstery fabric	 No cost +$31	 Specify fabric color number. Specify *with soil-retardant treatment.*
Casters	• Soft, dual-wheel roll-control casters	+$31	Specify *with soft roll-control casters.*
Glides	• Glides: plastic	+$31	Specify *with glides.*

Specification Information

• Style Number	• U.S. Base Price
TS434EXP X10/17	$949

▶ Detailed dimensions, page 254

For Canadian Pricing
Multiply U.S. Price by the Canadian price factor.
▶ See page 1 for details.

X10/17 = Last order entry October 15, 2017

Understanding and Specifying Uno Select

Multipurpose Seating

Product Details

Uno Select 258

Dimensions 260

Specifying

Uno Select 261

Uno Select

Uno select is collaborative seating for teams that helps people move freely, change postures, and stay energized and comfortable.
▶ Specifying, page 261

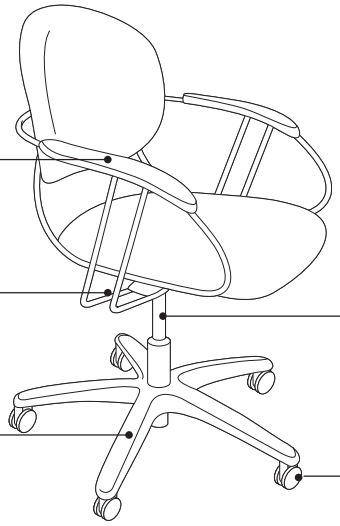

Arm caps are constructed of a soft durable rubber compound.

Hammock suspension allows the chair to rock gently with your body movement.

Five-arm base is standard.

Seat height adjusts with a 5" range from 15½"H to 20½"H with a pneumatic adjustment mechanism.

Hard, dual-wheel casters are standard for use on carpets. Soft, roll-control, dual-wheel casters are available for use on hard floors or chair mats.

Product Details

Swivel seat allows 360° of rotation.

Adjustment Features

Seat Adjustments

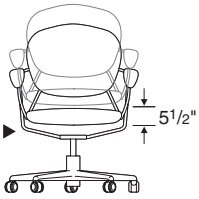

Seat height adjusts pneumatically. To lower, pull lever up while seated. To raise, pull lever up and keep your weight off the chair.

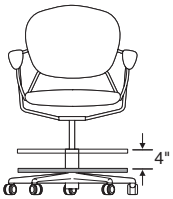

Foot ring height on stools adjusts by rotating it counterclockwise to unlock. Then raise or lower ring up to 5½" to desired position before rotating it clockwise to lock. The foot ring has a diameter of 20".

Surface Materials

▶ See surface materials on page 311 for specific availability or refer to the *Surface Materials Reference Manual* for further information.

Back and seat upholstery
- Cogent: Connect
- Buzz2

Glides
- Plastic

Foot ring on stools
- 6205 Black

All Steelcase seating with standard upholstery fabrics complies with requirements of the State of California Technical Bulletin 117. All standard seating is labeled to be in compliance with California 117.

Programs & Services

▶ See the *Surface Materials Reference Manual* for further detail about programs and services offered for seating.

Soil-retardant treatment is available on all other seating fabrics at an additional upcharge per seating unit. To order this option, please select "Soil-Retardant Treatment" under "Optional Accessories."

For soil-retardant treatment on COMs, please select "Soil-Retardant Treatment" under "Optional Accessories." Minimums or additional yardage may be required. Please contact the vendor directly for specific information.

Extended lead times may be necessary for this service.

Contact your Steelcase Solutions Fulfillment Team Representative at 1.888.STEELCASE (1.888.783.3522) or send an e-mail to lineone@steelcase.com.

Local codes may have special requirements for upholstery.

Dimensions

▶ Page 260

Resources

Printed Materials
▶ Uno brochure (09-0000049)

Dimensions

Uno Select

Features	Overall Depth	Width	Height	Functional Seat Depth	Seat Width	Seat Height from Floor	Back Width	Back Height from Seat	Width Between Arms	Arm to Floor	Arm Height from Seat
Uno Select											
Multipurpose Seating											
	23"	25"	31½"–36½"	19"	18¼"	15½"–20½"	17½"	18"	18½"	23"–28"	7½"
Stool Option											
	23¼"	24¾"	37½"–45"	19"	18¼"	23½"–33¾"	17½"	18"	18½"	31"–41¼"	7½"

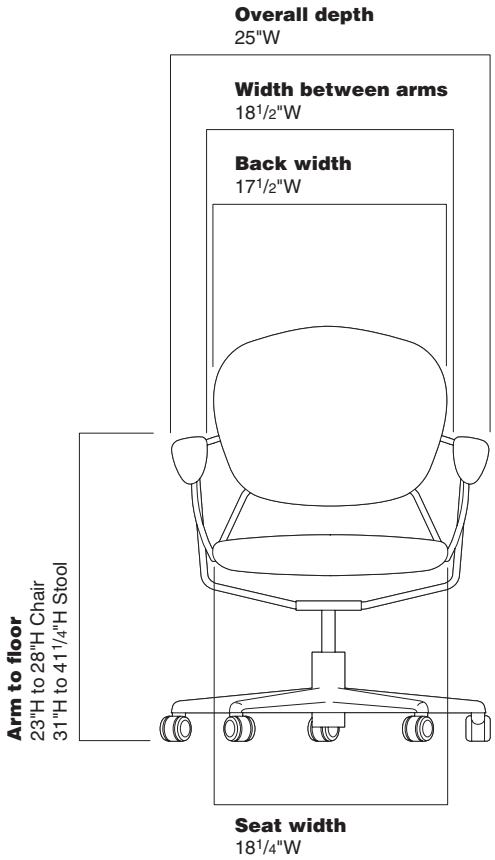

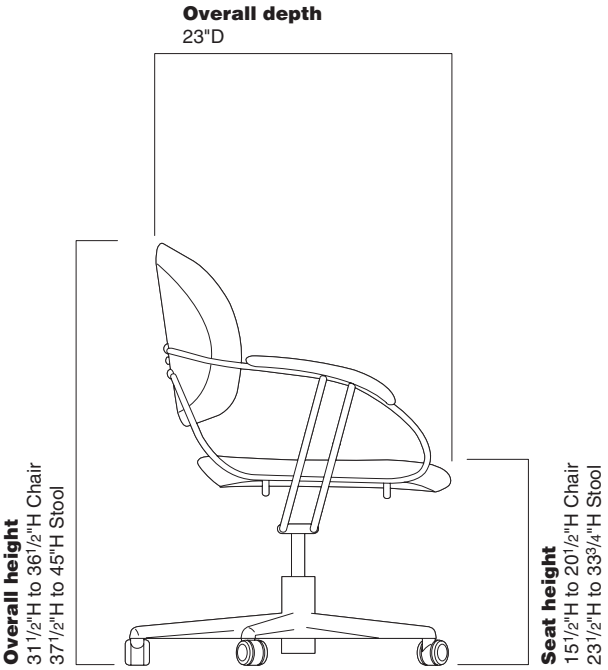

Uno Select X10/17

Tip: Frame is available in black only.

Tip: Hard dual-wheel casters are for use on carpet. Use on hard surfaces, including floor mats, will affect chair stability and may result in personal injury.

Standard Includes	Required to Specify
▶ Need help? Product details, page 258 • Hammock-style support • Swivel mechanism • Pneumatic height adjustment • Upholstered seat and back: fabric price group 2 • Outer back: black plastic • Five-arm base: reinforced black plastic • Hard dual-wheel casters: black • Stool ring, if selected: black paint • Shipped ready to assemble with no tools required • Meets Cal. 117 requirements	1 Style number 2 Fabric color number for upholstery 3 Options, if selected (see below) ▶ See *Surface Materials,* page 311.

	Options	U.S. Price	Required to Specify
Surface Materials	**Upholstery fabric** • Fabric price group 2	No cost	Specify fabric color number.
Stool Kit	• Stool kit with swivel mechanism	+$197	Specify *with stool kit.*
Casters	• Soft dual-wheel casters for use on hard floors	No cost	Specify *with soft casters.*
Glides	• Non-marring plastic glides	+$ 31	Specify *with glides.*

Specification Information

Style Number	U.S. Base Price

Mid-Back Multi-Purpose Chair

TS311EXP X10/17	$549

▶ Detailed dimensions, page 260

For Canadian Pricing
Multiply U.S. Price by the Canadian price factor.
▶ See page 1 for details.

X10/17 = Last order entry October 15, 2017

Understanding and Specifying Scoop

Multipurpose Seating

Product Details

Scoop **264**

Dimensions **265**

Specifying

Scoop **266**

Scoop

Scoop is collaborative seating for teams that helps people move freely, change postures, and stay energized and comfortable.
▶Specifying, page 266

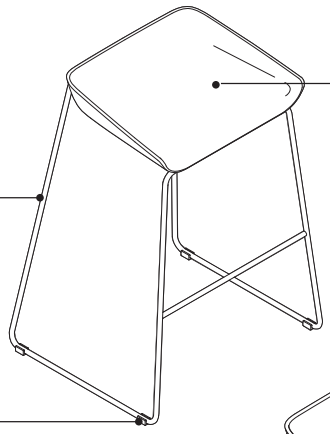

Seat is constructed of molded plastic and available in white or cobblestone.

Durable wire frame is lightweight and available in several finishes.

Glides are standard for use on carpets. Soft glides are available for use on hard floors or chair mats.

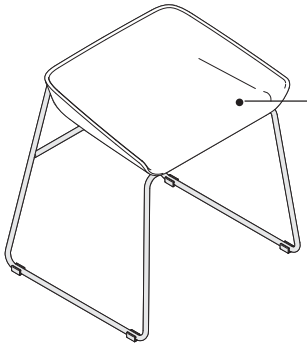

Upholstered seat is also available.

Product Details



Chairs and stools are available with or without upholstered seat.

Surface Materials

▶See surface materials on page 311 for specific availability or refer to the *Surface Materials Reference Manual* for further information.

Dimensions

▶Page 265

Dimensions

Scoop

Features	Overall Depth	Width	Height	Functional Seat Depth	Seat Width	Seat Height from Floor	Foot Bar Height
Scoop							
Side Chairs							
	18 7/8"	21 1/8"	22 1/2"	13 1/2"	17"	18 3/8"	N.A.
Stools							
	22"	23"	33"	13 1/2"	17"	28 3/4"	12 3/4"

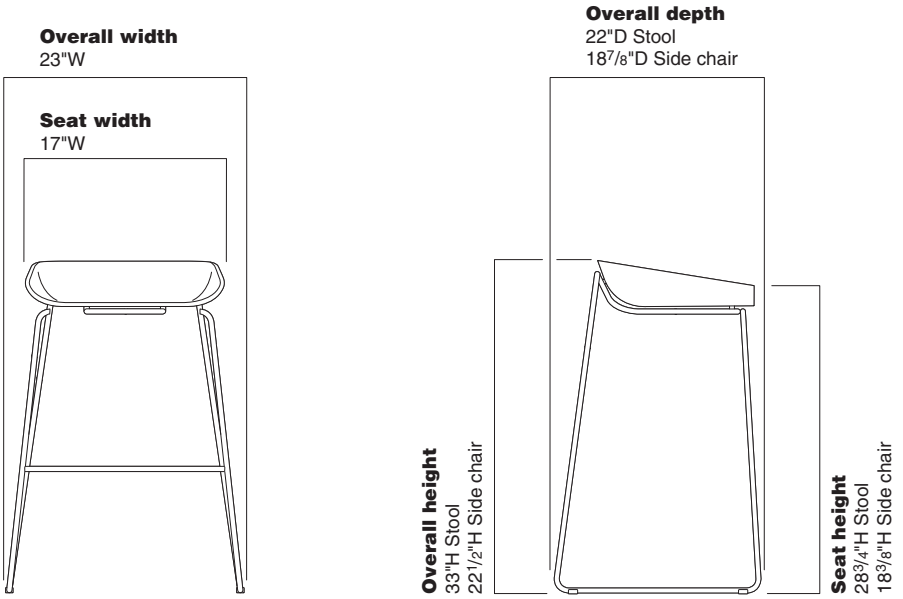

Scoop

Stools

	Standard Includes	Required to Specify
▶ Need help? Product details, page 264	• Steel wire frame: paint price group 1 • Seat: plastic • Upholstered seat, if selected: fabric price group 1 • Glides • Shipped fully assembled	1 Style number 2 Paint color number for frame 3 Plastic color number for seat: 6618 White 6682 Cobblestone 4 Fabric color number for upholstery, if selected 5 Options, if selected (see below) ▶ See *Surface Materials,* page 311.

	Options	U.S. Price	Required to Specify
Surface Materials	**Steel wire frame**		
	• Paint price group 1	No cost	Specify paint color number.
	• Paint price group 2	+$ 24	Specify paint color number.
	Upholstery		
	• Fabric price group 1	No cost	Specify fabric color number.
	• Fabric price group 2	+$ 10	Specify fabric color number.
	• Fabric price group 3	+$ 26	Specify fabric color number.
	• Fabric price group 4	+$ 35	Specify fabric color number.
	• Fabric price group 5	+$ 42	Specify fabric color number.
	• Fabric price group 6	+$ 51	Specify fabric color number.
	• Fabric price group 7	+$ 62	Specify fabric color number.
	• Fabric price group 8	+$ 77	Specify fabric color number.
	• Fabric price group 9	+$ 94	Specify fabric color number.
	• Fabric price group 10	+$109	Specify fabric color number.
	• Customer's Own Material (COM)	+$ 16	▶ See *Understanding Customer's Own Material (COM),* page 404.
Glides	• Soft glides	No cost	Specify *with soft glides.*

Specification Information

▶ Detailed dimensions, page 265

• Style Number	• U.S. Base Price

Stool

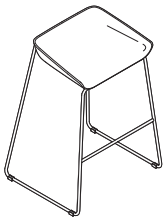

TS30701	$340

Stool with Upholstered Seat

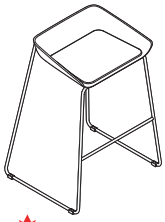

TS30702	$409

For Canadian Pricing
Multiply U.S. Price by the Canadian price factor.
▶ See page 1 for details.

Side Chairs

	Standard Includes	Required to Specify
▶ Need help? Product details, page 264	• Steel wire frame: paint price group 1 • Seat: plastic • Upholstered seat, if selected: fabric price group 1 • Glides • Shipped fully assembled	1 Style number 2 Paint color number for frame 3 Plastic color number for seat: 6618 White 6682 Cobblestone 4 Fabric color number for upholstery, if selected 5 Options, if selected (see below) ▶ See *Surface Materials,* page 311.

	Options	U.S. Price	Required to Specify
Surface Materials	**Steel wire frame**		
	• Paint price group 1	No cost	Specify paint color number.
	• Paint price group 2	+$ 24	Specify paint color number.
	Upholstery		
	• Fabric price group 1	No cost	Specify fabric color number.
	• Fabric price group 2	+$ 10	Specify fabric color number.
	• Fabric price group 3	+$ 26	Specify fabric color number.
	• Fabric price group 4	+$ 35	Specify fabric color number.
	• Fabric price group 5	+$ 42	Specify fabric color number.
	• Fabric price group 6	+$ 51	Specify fabric color number.
	• Fabric price group 7	+$ 62	Specify fabric color number.
	• Fabric price group 8	+$ 77	Specify fabric color number.
	• Fabric price group 9	+$ 94	Specify fabric color number.
	• Fabric price group 10	+$109	Specify fabric color number.
	• Customer's Own Material (COM)	+$ 16	▶ See *Understanding Customer's Own Material (COM),* page 404.
Glides	• Soft glides	No cost	Specify *with soft glides.*

Specification Information

▶ Detailed dimensions, page 265

Style Number	U.S. Base Price

Side Chair

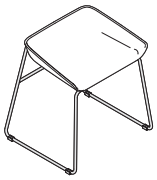

TS30703	$335

Side Chair with Upholstered Seat

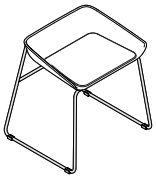

TS30704	$404

For Canadian Pricing
Multiply U.S. Price by the Canadian price factor.
▶ See page 1 for details.

Scoop

Understanding and Specifying Jenny Lounge

Lounge Seating

Product Details

Jenny Lounge **270**
Application Guidelines **273**
Dimensions **274**

Specifying

Jenny Lounge **276**

Jenny Lounge

Jenny Lounge products are fully upholstered and have a relaxed appearance. They may show soft comfort wrinkles upon use.
▶ Specifying, page 276

Standard Jenny chairs are available in one arm, Armless, Wood Arms, Corner, Ottoman, Round, and Club.
Tip: There are height differences between Jenny Low and Jenny. Please use caution when mixing Jenny Low chairs with standard Jenny due to the lower height of Jenny Low.

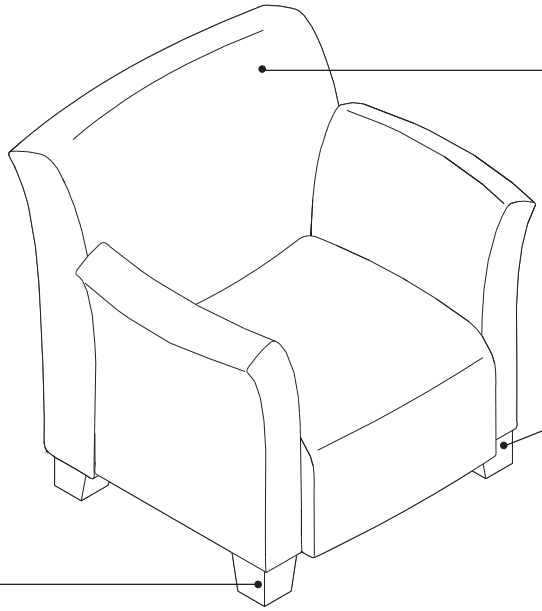

Jenny comes fully assembled.

Legs are standard in black plastic except for Jenny Round which has standard brushed aluminum legs.

Legs have options of wood, brushed aluminum, and/or with casters.

Jenny Low chairs are available in Club and Round. They have an adjusted seat angle, and lowered height to align for work at lounge posture.

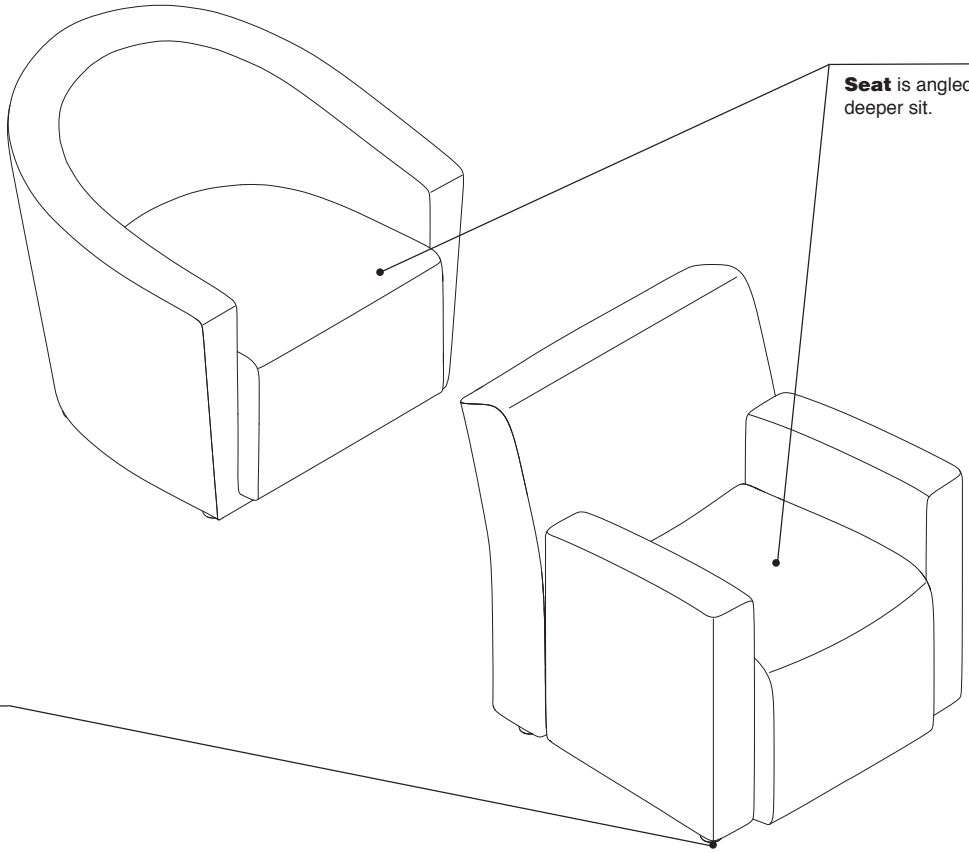

Seat is angled to allow a deeper sit.

Jenny Low chairs come standard with low feet.

Jenny tables are available as a Coffee Table or End Table. Tops of tables are available in Low-Pressure Laminate and High-Pressure Laminate. Sides and bottom of table are only available in Low-Pressure Laminate. Jenny tables ship fully assembled without feet installed. Feet are ready to install.

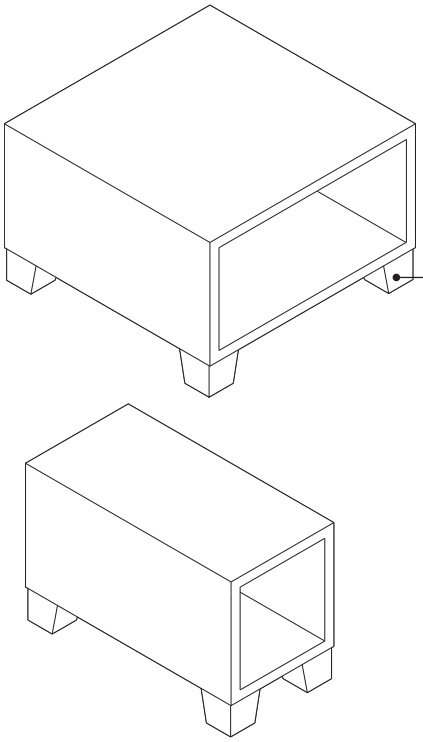

Legs are standard in black and have options for low feet, aluminum, and wood legs.

Jenny Lounge, continued

Product Details



Tablet arm is only available on armless and one arm versions of Jenny.

Jenny tablet is 8 1/2"W x 15 1/2"L and 3/4" thick.

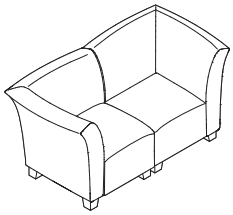

Two Jenny pieces shown as a love seat.

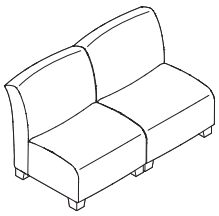

Two Armless Jenny pieces shown as a bench.

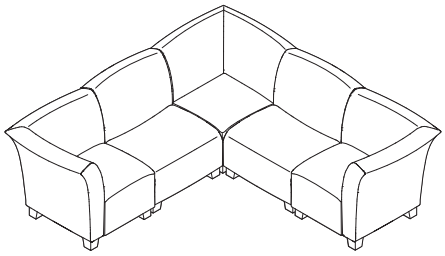

Jenny seating shown as a sectional.

Hard dual-wheel casters are for use on carpet. Use on hard surfaces, including floor mats, will affect chair stability and may result in personal injury.

Brushed aluminum legs are adjustable and have 3/4" of height adjustment.

Casters are not retrofittable on style numbers TS31403 or TS31404.

There are height differences between Jenny Low and Jenny. Please use caution when mixing Jenny Low chairs with standard Jenny due to the lower height of Jenny Low.

Club, Club Low, Round, and Round Low have deck stitch detail. The rest of Jenny has welting detail.

Surface Materials

Upholstery and hard components

There may be sheen or texture differences when using Low-Pressure Laminate and High-Pressure Laminate in adjacent applications. Please use caution when mixing and matching different worksurface types.

Leather price group option ships at extended lead times.

Jenny Corner

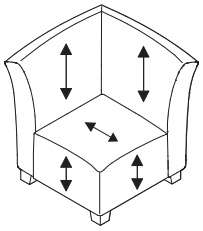

Tip: Standard seat fabric directionality is applied as the diagram above indicates (e.g. TS31406).

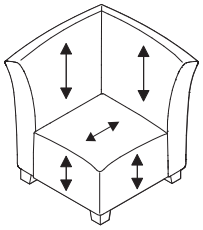

Tip: Reverse seat fabric directionality is applied as the diagram above indicates (e.g. TS31426).

With Wood Arms



Note: On Jenny with Wood Arms, due to natural variations in wood, finished products may vary in color, texture, and grain.

Dimensions

▶Page 274

Application Guidelines

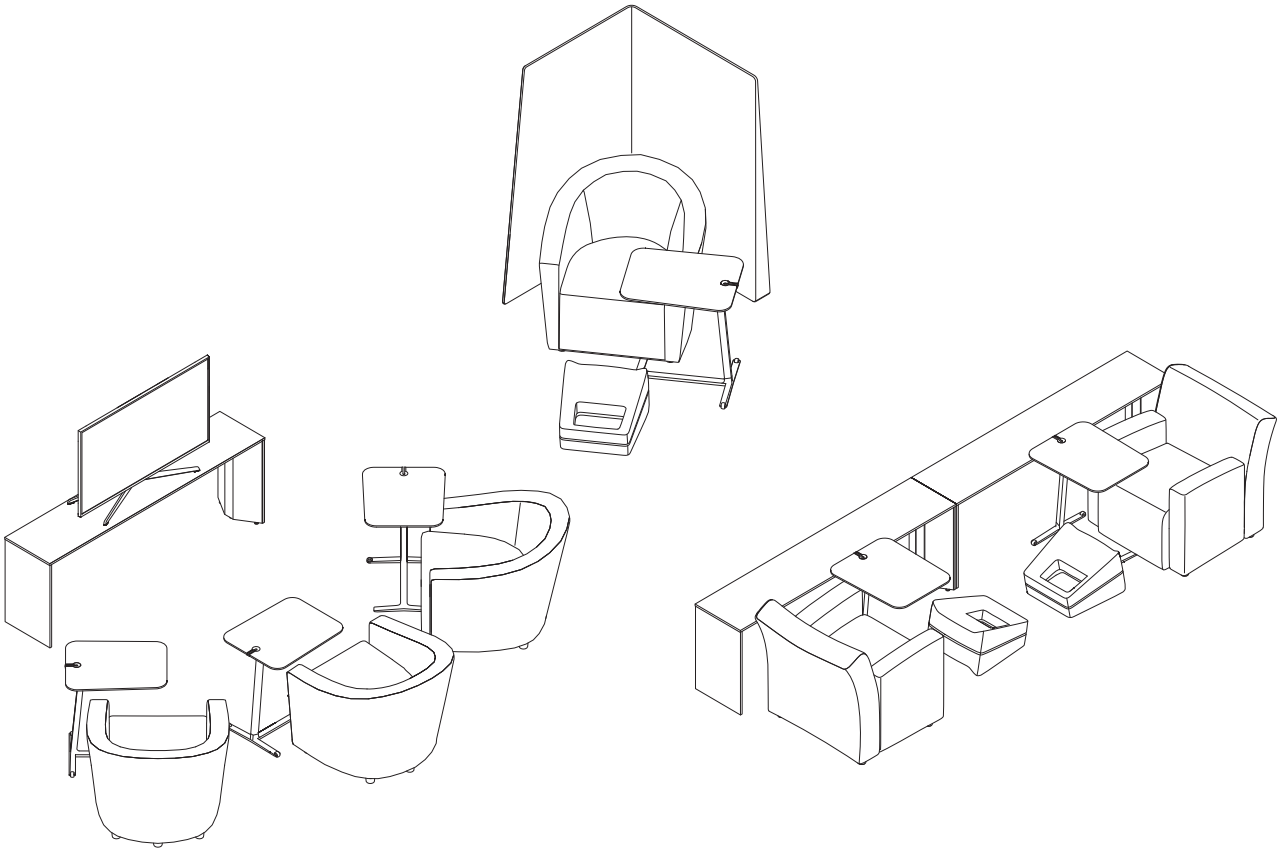

The Campfire Skate Table provides work space and slides easily around the Jenny Low feet and over the arms.



Jenny seating allows many different configurations using armless, left or right arms only, or corner version. Create a love seat, bench, or sectional using Jenny.

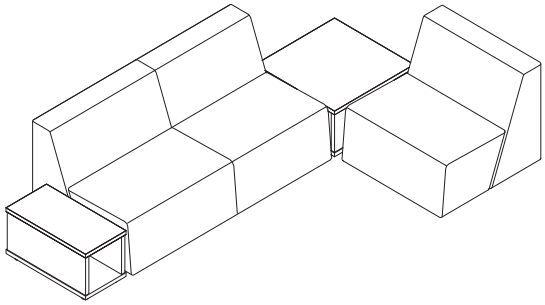

Jenny tables with the optional low foot align well with Campfire lounges.

Dimensions

Jenny Lounge

Features	Overall Depth	Width	Height	Functional Seat Depth	Seat Width	Seat Height from Floor	Back Width	Back Height from Seat	Width Between Arms
Jenny Lounge									
Lounge Seating									
Armless	32 1/2"	28 1/2"	32 1/4"	21"	28 1/2"	16", compressed	28 1/2"	18"	N.A.
Both Arms	32 1/2"	34 1/2"	32 1/4"	21"	19 3/4"	16", compressed	28 1/2"	18"	26"
Right arm or Left arm only	32 1/2"	31 1/2"	32 1/4"	21"	23 1/2"	16", compressed	28 1/2"	18"	N.A.
Corner	32"	32"	32"	20"	20"	N.A.	N.A.	18"	N.A.
Club	32"	31 3/4"	32 1/4"	21"	19"	16", compressed	28"	16"	19 1/2"
Round	32"	30"	31 3/4"	21"	20"	16", compressed	28 1/2"	13"	19 1/2"
Wood Arms	32 1/2"	32 1/2"	32 1/2"	21"	24"	16", compressed	24"	16"	24 1/4"
Ottoman	27 1/2"	28 1/2"	18"	N.A.	N.A.	N.A.	N.A.	N.A.	N.A.
Club Low	32"	31 3/4"	30"	21"	19"	14", compressed	28"	18 1/2"	19 1/2"
Round Low	32"	30"	28"	21"	20"	14", compressed	N.A.	14"	19 1/2"

Arm Rest Width	Arm Rest Length	Arm Height to Floor	Arm Height from Seat	Tablet Width	Tablet Length	Tablet Height to Floor	Tablet Height from Seat
N.A.	N.A.	N.A.	N.A.	9"	16"	24 1/2"	6 3/4"
4"	19 3/4"	26"	9 1/2"	N.A.	N.A.	N.A.	N.A.
4"	19 3/4"	26"	9 1/2"	9"	16"	24 1/2"	6 3/4"
N.A.	N.A.	N.A.	N.A.	N.A.	N.A.	N.A.	N.A.
4 1/2"	19 3/4"	26"	7 3/4"	N.A.	N.A.	N.A.	N.A.
4 1/2"	N.A.	25"	9 1/2"	N.A.	N.A.	N.A.	N.A.
3 1/2"	24"	26"	9"	N.A.	N.A.	N.A.	N.A.
N.A.	N.A.	N.A.	N.A.	N.A.	N.A.	N.A.	N.A.
4 1/2"	N.A.	22"	9 1/2"	N.A.	N.A.	N.A.	N.A.
4 1/2"	N.A.	22"	9 1/2"	N.A.	N.A.	N.A.	N.A.

Jenny Lounge

Armless



▶ Need help? Product details, page 270

Standard Includes	Required to Specify
• Fully upholstered lounge chair: fabric price group 1 • Tablet arm, if selected: Low-Pressure Laminate (LPL), or High-Pressure Laminate (HPL) • 3 mm edge band for tablet arm, if selected: plastic • Hard dual-wheel casters or legs with glides: black plastic • Shipped fully assembled, some legs are field installed *Tablet arm is shipped ready to assemble.* • Meets Cal. 117 requirements	1 Style number 2 Fabric color number for upholstery 3 Low-Pressure Laminate or High-Pressure Laminate color number for tablet arm, if selected 4 Plastic edge band color number for tablet arm, if selected 5 Options, if selected (see below) ▶ See *Surface Materials,* page 311.

Tip: Tablet arm can be installed on either side.

Tip: Jenny Lounge chairs are available with multiple fabrics.
▶ See at right to specify.

Tip: When specifying multiple COM fabrics, indicate all surfaces where COM applies. Example: TS31401M with Designtex 1234 on seat, Designtex 5678 on inner back, and Designtex 9012 on outer back.

*Tip: When specifying multiple fabrics and leather, specify suffix **M** before suffix **L**. Example: TS31401ML becomes TS31401CML*

	Options	U.S. Price	Required to Specify
Surface Materials	**Single upholstery fabric**		
	• Fabric price group 1	No cost	Specify fabric color number.
	• Fabric price group 2	+$ 31	Specify fabric color number.
	• Fabric price group 3	+$ 69	Specify fabric color number.
	• Fabric price group 4	+$ 97	Specify fabric color number.
	• Fabric price group 5	+$ 125	Specify fabric color number.
	• Fabric price group 6	+$ 156	Specify fabric color number.
	• Fabric price group 7	+$ 185	Specify fabric color number.
	• Fabric price group 8	+$ 234	Specify fabric color number.
	• Fabric price group 9	+$ 292	Specify fabric color number.
	• Fabric price group 10	+$ 331	Specify fabric color number.
	• Leather price group	+$2041	Add suffix **L** to style number and specify leather color number.
	• Customer's Own Material (COM)	+$ 37	▶ See *Understanding Customer's Own Material (COM),* page 404.
	• Customer's Own Leather (COL)	+$ 37	Add suffix **L** to style number and specify leather color number.
	Multiple upholstery fabrics		
	• Two or more fabrics on different chair components ▶ See below and at right.	+$ 65	Add suffix **M** to lounge chair style number and select fabric color number for: ❶ Seat ❷ Inner back ❸ Outer back *Example: TS31401M with 5G61 on seat, 5F15 on inner back, and 5G51 on outer back.*
	❶ Fabric on seat		
	• Fabric price group 1	No cost	Specify fabric color number.
	• Fabric price group 2	+$ 11	Specify fabric color number.
	• Fabric price group 3	+$ 33	Specify fabric color number.
	• Fabric price group 4	+$ 43	Specify fabric color number.
	• Fabric price group 5	+$ 57	Specify fabric color number.
	• Fabric price group 6	+$ 71	Specify fabric color number.
	• Fabric price group 7	+$ 84	Specify fabric color number.
	• Fabric price group 8	+$ 108	Specify fabric color number.
	• Fabric price group 9	+$ 131	Specify fabric color number.
	• Fabric price group 10	+$ 151	Specify fabric color number.
	• Leather price group	+$ 993	Add suffix **L** to style number and specify leather color number.
	• Customer's Own Material (COM)	+$ 16	▶ See *Understanding Customer's Own Material (COM),* page 404.
	• Customer's Own Leather (COL)	+$ 16	Add suffix **L** to style number and specify leather color number.

▶ **Options, continued on next page**

▶ Detailed dimensions, page 274

▶**Options, continued from previous page**

	Options	U.S. Price	Required to Specify
Surface Materials (continued)	❷ **Fabric on inner back**		
	• Fabric price group 1	No cost	Specify fabric color number.
	• Fabric price group 2	+$ 8	Specify fabric color number.
	• Fabric price group 3	+$ 24	Specify fabric color number.
	• Fabric price group 4	+$ 32	Specify fabric color number.
	• Fabric price group 5	+$ 40	Specify fabric color number.
	• Fabric price group 6	+$ 48	Specify fabric color number.
	• Fabric price group 7	+$ 58	Specify fabric color number.
	• Fabric price group 8	+$ 73	Specify fabric color number.
	• Fabric price group 9	+$ 91	Specify fabric color number.
	• Fabric price group 10	+$106	Specify fabric color number.
	• Leather price group	+$456	Add suffix **L** to style number and specify leather color number.
	• Customer's Own Material (COM)	+$ 16	▶ See *Understanding Customer's Own Material (COM),* page 404.
	• Customer's Own Leather (COL)	+$ 16	Add suffix **L** to style number and specify leather color number.
	❸ **Fabric on outer back**		
	• Fabric price group 1	No cost	Specify fabric color number.
	• Fabric price group 2	+$ 6	Specify fabric color number.
	• Fabric price group 3	+$ 14	Specify fabric color number.
	• Fabric price group 4	+$ 25	Specify fabric color number.
	• Fabric price group 5	+$ 31	Specify fabric color number.
	• Fabric price group 6	+$ 37	Specify fabric color number.
	• Fabric price group 7	+$ 43	Specify fabric color number.
	• Fabric price group 8	+$ 54	Specify fabric color number.
	• Fabric price group 9	+$ 69	Specify fabric color number.
	• Fabric price group 10	+$ 78	Specify fabric color number.
	• Leather price group	+$633	Add suffix **L** to style number and specify leather color number.
	• Customer's Own Material (COM)	+$ 16	▶ See *Understanding Customer's Own Material (COM),* page 404.
	• Customer's Own Leather (COL)	+$ 16	Add suffix **L** to style number and specify leather color number.
	Legs		
	• Brushed aluminum legs	+$116	Specify *with brushed aluminum legs.*
	• Solid wood legs	+$155	Specify *with solid wood legs* and select 3412 Natural Cherry, 3522 Clear Maple, or 3762 Dark Walnut.
Related Products	• Ganging kit		▶ Page 293

Specification Information

Style Number LPL	U.S. Base Price	Style Number HPL	U.S Base Price	Style Number LPL	U.S. Base Price	Style Number HPL	U.S Base Price

With Glides

Glides

Casters

TS31401	$1190

With Two Casters and Two Glides

TS31401C	$1239

With Tablet Arm with 180° Swivel

Glides

Casters

TS31401T	$1475	**TS31401H**	$1513

With Tablet Arm with 180° Swivel

TS31401CT	$1524	**TS31401CH**	$1562

Jenny Lounge, continued

With Arms



Tip: Jenny Lounge chairs are available with multiple fabrics.
▶ See at right to specify.

Tip: When specifying multiple COM fabrics, indicate all surfaces where COM applies. Example: TS31402M with Designtex 1234 on seat, Designtex 5678 on inner back, Designtex 9012 on outer back, and Designtex 9012 on arms.

*Tip: When specifying multiple fabrics and leather, specify suffix **M** before suffix **L**. Example: TS31402ML becomes TS31402CML*

▶ Detailed dimensions, page 274

For Canadian Pricing
Multiply U.S. Price by the Canadian price factor.
▶ See page 1 for details.

	Standard Includes	Required to Specify
▶ Need help? Product details, page 270	• Fully upholstered lounge chair with arms: fabric price group 1 • Hard dual-wheel casters or legs with glides: black plastic • Shipped fully assembled, some legs are field installed • Meets Cal. 117 requirements	1 Style number 2 Fabric color number for upholstery 3 Options, if selected (see below) ▶ See *Surface Materials,* page 311.

	Options	U.S. Price	Required to Specify
Surface Materials	**Single upholstery fabric**		
	• Fabric price group 1	No cost	Specify fabric color number.
	• Fabric price group 2	+$ 46	Specify fabric color number.
	• Fabric price group 3	+$ 109	Specify fabric color number.
	• Fabric price group 4	+$ 153	Specify fabric color number.
	• Fabric price group 5	+$ 200	Specify fabric color number.
	• Fabric price group 6	+$ 243	Specify fabric color number.
	• Fabric price group 7	+$ 290	Specify fabric color number.
	• Fabric price group 8	+$ 366	Specify fabric color number.
	• Fabric price group 9	+$ 456	Specify fabric color number.
	• Fabric price group 10	+$ 518	Specify fabric color number.
	• Leather price group	+$3154	Add suffix **L** to style number and specify leather color number.
	• Customer's Own Material (COM)	+$ 37	▶ See *Understanding Customer's Own Material (COM),* page 404.
	• Customer's Own Leather (COL)	+$ 37	Add suffix **L** to style number and specify leather color number.
	Multiple upholstery fabrics		
	• Two or more fabrics on different chair components ▶ See below and at right.	+$ 65	Add suffix **M** to lounge chair style number and select fabric color number for: ❶ Seat ❷ Inner back ❸ Outer back ❹ Arms *Example: TS31402M with 5G61 on seat, 5F15 on inner back, 5G51 on outer back, and 5F03 on arms.*
	❶ **Fabric on seat**		
	• Fabric price group 1	No cost	Specify fabric color number.
	• Fabric price group 2	+$ 11	Specify fabric color number.
	• Fabric price group 3	+$ 33	Specify fabric color number.
	• Fabric price group 4	+$ 43	Specify fabric color number.
	• Fabric price group 5	+$ 57	Specify fabric color number.
	• Fabric price group 6	+$ 71	Specify fabric color number.
	• Fabric price group 7	+$ 84	Specify fabric color number.
	• Fabric price group 8	+$ 108	Specify fabric color number.
	• Fabric price group 9	+$ 131	Specify fabric color number.
	• Fabric price group 10	+$ 151	Specify fabric color number.
	• Leather price group	+$ 900	Add suffix **L** to style number and specify leather color number.
	• Customer's Own Material (COM)	+$ 16	▶ See *Understanding Customer's Own Material (COM),* page 404.
	• Customer's Own Leather (COL)	+$ 16	Add suffix **L** to style number and specify leather color number.

▶ **Options, continued on next page**

▶**Options, continued from previous page**

	Options	U.S. Price	Required to Specify
Surface Materials (continued)	❷ **Fabric on inner back**		
	• Fabric price group 1	No cost	Specify fabric color number.
	• Fabric price group 2	+$ 8	Specify fabric color number.
	• Fabric price group 3	+$ 24	Specify fabric color number.
	• Fabric price group 4	+$ 32	Specify fabric color number.
	• Fabric price group 5	+$ 40	Specify fabric color number.
	• Fabric price group 6	+$ 48	Specify fabric color number.
	• Fabric price group 7	+$ 58	Specify fabric color number.
	• Fabric price group 8	+$ 73	Specify fabric color number.
	• Fabric price group 9	+$ 91	Specify fabric color number.
	• Fabric price group 10	+$ 106	Specify fabric color number.
	• Leather price group	+$ 456	Add suffix **L** to style number and specify leather color number.
	• Customer's Own Material (COM)	+$ 16	▶See *Understanding Customer's Own Material (COM),* page 404.
	• Customer's Own Leather (COL)	+$ 16	Add suffix **L** to style number and specify leather color number.
	❸ **Fabric on outer back**		
	• Fabric price group 1	No cost	Specify fabric color number.
	• Fabric price group 2	+$ 6	Specify fabric color number.
	• Fabric price group 3	+$ 14	Specify fabric color number.
	• Fabric price group 4	+$ 25	Specify fabric color number.
	• Fabric price group 5	+$ 31	Specify fabric color number.
	• Fabric price group 6	+$ 37	Specify fabric color number.
	• Fabric price group 7	+$ 43	Specify fabric color number.
	• Fabric price group 8	+$ 54	Specify fabric color number.
	• Fabric price group 9	+$ 69	Specify fabric color number.
	• Fabric price group 10	+$ 78	Specify fabric color number.
	• Leather price group	+$ 633	Add suffix **L** to style number and specify leather color number.
	• Customer's Own Material (COM)	+$ 16	▶See *Understanding Customer's Own Material (COM),* page 404.
	• Customer's Own Leather (COL)	+$ 16	Add suffix **L** to style number and specify leather color number.
	❹ **Fabric on arms**		
	• Fabric price group 1	No cost	Specify fabric color number.
	• Fabric price group 2	+$ 15	Specify fabric color number.
	• Fabric price group 3	+$ 39	Specify fabric color number.
	• Fabric price group 4	+$ 54	Specify fabric color number.
	• Fabric price group 5	+$ 72	Specify fabric color number.
	• Fabric price group 6	+$ 87	Specify fabric color number.
	• Fabric price group 7	+$ 107	Specify fabric color number.
	• Fabric price group 8	+$ 130	Specify fabric color number.
	• Fabric price group 9	+$ 165	Specify fabric color number.
	• Fabric price group 10	+$ 186	Specify fabric color number.
	• Leather price group	+$1206	Add suffix **L** to style number and specify leather color number.
	• Customer's Own Material (COM)	+$ 16	▶See *Understanding Customer's Own Material (COM),* page 404.
	• Customer's Own Leather (COL)	+$ 16	Add suffix **L** to style number and specify leather color number.
	Legs		
	• Brushed aluminum legs	+$ 116	Specify *with brushed aluminum legs.*
	• Solid wood legs	+$ 155	Specify *with solid wood legs* and select 3412 Natural Cherry, 3522 Clear Maple, or 3762 Dark Walnut.

Tip: Brushed aluminum legs are adjustable and have ¾" of height adjustment.

Specification Information

Style Number	U.S. Base Price
With Glides	
TS31402	$1334

Style Number	U.S Base Price
With Two Casters and Two Glides	
TS31402C	$1383

Glides

Casters

Jenny Lounge, continued

With Arm Left or Right



▶ Need help? Product details, page 270

Standard Includes	Required to Specify
• Fully upholstered lounge chair with arm left or right: fabric price group 1 • Tablet arm, if selected: Low-Pressure Laminate (LPL), or High-Pressure Laminate (HPL) • 3 mm edge band for tablet arm, if selected: plastic • Hard dual-wheel casters or legs with glides: black plastic • Shipped fully assembled, some legs are field installed *Tablet arm is shipped ready to assemble.* • Meets Cal. 117 requirements	1 Style number 2 Fabric color number for upholstery 3 Low-Pressure Laminate or High-Pressure Laminate color number for tablet arm, if selected 4 Plastic edge band color number for tablet arm, if selected 5 Options, if selected (see below) ▶ See *Surface Materials,* page 311.

Tip: Jenny Lounge chairs are available with multiple fabrics.
▶ See at right to specify.

Tip: When specifying multiple COM fabrics, indicate all surfaces where COM applies.
Example: TS31403M with Designtex 1234 on seat, Designtex 5678 on inner back, Designtex 9012 on outer back, and Designtex 9012 on arm.

*Tip: When specifying multiple fabrics and leather, specify suffix **M** before suffix **L**.*
Example: TS31403ML becomes TS31403CML

	Options	U.S. Price	Required to Specify
Surface Materials	**Single upholstery fabric**		
	• Fabric price group 1	No cost	Specify fabric color number.
	• Fabric price group 2	+$ 38	Specify fabric color number.
	• Fabric price group 3	+$ 87	Specify fabric color number.
	• Fabric price group 4	+$ 124	Specify fabric color number.
	• Fabric price group 5	+$ 164	Specify fabric color number.
	• Fabric price group 6	+$ 201	Specify fabric color number.
	• Fabric price group 7	+$ 238	Specify fabric color number.
	• Fabric price group 8	+$ 298	Specify fabric color number.
	• Fabric price group 9	+$ 375	Specify fabric color number.
	• Fabric price group 10	+$ 424	Specify fabric color number.
	• Leather price group	+$2625	Add suffix **L** to style number and specify leather color number.
	• Customer's Own Material (COM)	+$ 37	▶ See *Understanding Customer's Own Material (COM),* page 404.
	• Customer's Own Leather (COL)	+$ 37	Add suffix **L** to style number and specify leather color number.
	Multiple upholstery fabrics		
	• Two or more fabrics on different chair components ▶ See below and at right.	+$ 65	Add suffix **M** to lounge chair style number and select fabric color number for: ❶ Seat ❷ Inner back ❸ Outer back ❹ Arm *Example: TS31403M with 5G61 on seat, 5F15 on inner back, 5G51 on outer back, and 5F03 on arm.*
	❶ **Fabric on seat**		
	• Fabric price group 1	No cost	Specify fabric color number.
	• Fabric price group 2	+$ 11	Specify fabric color number.
	• Fabric price group 3	+$ 33	Specify fabric color number.
	• Fabric price group 4	+$ 43	Specify fabric color number.
	• Fabric price group 5	+$ 57	Specify fabric color number.
	• Fabric price group 6	+$ 71	Specify fabric color number.
	• Fabric price group 7	+$ 84	Specify fabric color number.
	• Fabric price group 8	+$ 108	Specify fabric color number.
	• Fabric price group 9	+$ 131	Specify fabric color number.
	• Fabric price group 10	+$ 151	Specify fabric color number.
	• Leather price group	+$ 975	Add suffix **L** to style number and specify leather color number.
	• Customer's Own Material (COM)	+$ 16	▶ See *Understanding Customer's Own Material (COM),* page 404.
	• Customer's Own Leather (COL)	+$ 16	Add suffix **L** to style number and specify leather color number.

▶ **Options, continued on next page**

▶ Detailed dimensions, page 274

▶**Options, continued from previous page**

	Options	U.S. Price	Required to Specify
Surface Materials (continued)	❷ **Fabric on inner back**		
	• Fabric price group 1	No cost	Specify fabric color number.
	• Fabric price group 2	+$ 8	Specify fabric color number.
	• Fabric price group 3	+$ 24	Specify fabric color number.
	• Fabric price group 4	+$ 32	Specify fabric color number.
	• Fabric price group 5	+$ 40	Specify fabric color number.
	• Fabric price group 6	+$ 48	Specify fabric color number.
	• Fabric price group 7	+$ 58	Specify fabric color number.
	• Fabric price group 8	+$ 73	Specify fabric color number.
	• Fabric price group 9	+$ 91	Specify fabric color number.
	• Fabric price group 10	+$106	Specify fabric color number.
	• Leather price group	+$456	Add suffix **L** to style number and specify leather color number.
	• Customer's Own Material (COM)	+$ 16	▶See *Understanding Customer's Own Material (COM),* page 404.
	• Customer's Own Leather (COL)	+$ 16	Add suffix **L** to style number and specify leather color number.
	❸ **Fabric on outer back**		
	• Fabric price group 1	No cost	Specify fabric color number.
	• Fabric price group 2	+$ 6	Specify fabric color number.
	• Fabric price group 3	+$ 14	Specify fabric color number.
	• Fabric price group 4	+$ 25	Specify fabric color number.
	• Fabric price group 5	+$ 31	Specify fabric color number.
	• Fabric price group 6	+$ 37	Specify fabric color number.
	• Fabric price group 7	+$ 43	Specify fabric color number.
	• Fabric price group 8	+$ 54	Specify fabric color number.
	• Fabric price group 9	+$ 69	Specify fabric color number.
	• Fabric price group 10	+$ 78	Specify fabric color number.
	• Leather price group	+$633	Add suffix **L** to style number and specify leather color number.
	• Customer's Own Material (COM)	+$ 16	▶See *Understanding Customer's Own Material (COM),* page 404.
	• Customer's Own Leather (COL)	+$ 16	Add suffix **L** to style number and specify leather color number.
	❹ **Fabric on arm**		
	• Fabric price group 1	No cost	Specify fabric color number.
	• Fabric price group 2	+$ 7	Specify fabric color number.
	• Fabric price group 3	+$ 23	Specify fabric color number.
	• Fabric price group 4	+$ 31	Specify fabric color number.
	• Fabric price group 5	+$ 38	Specify fabric color number.
	• Fabric price group 6	+$ 46	Specify fabric color number.
	• Fabric price group 7	+$ 54	Specify fabric color number.
	• Fabric price group 8	+$ 70	Specify fabric color number.
	• Fabric price group 9	+$ 86	Specify fabric color number.
	• Fabric price group 10	+$ 97	Specify fabric color number.
	• Leather price group	+$603	Add suffix **L** to style number and specify leather color number.
	• Customer's Own Material (COM)	+$ 16	▶See *Understanding Customer's Own Material (COM),* page 404.
	• Customer's Own Leather (COL)	+$ 16	Add suffix **L** to style number and specify leather color number.
	High-Pressure Laminate tablet		
	• Open Line laminate	+$ 69 plus cost of laminate	▶ See *Surface Materials Reference Manual.*
	Legs		
	• Brushed aluminum legs	+$116	Specify *with brushed aluminum legs.*
	• Solid wood legs	+$155	Specify *with solid wood legs* and select 3412 Natural Cherry, 3522 Clear Maple, or 3762 Dark Walnut.
Related Products	• Ganging kit		▶Page 293

Tip: Brushed aluminum legs are adjustable and have ¾" of height adjustment.

▶**Specification Information, on next page**

For Canadian Pricing
Multiply U.S. Price by the Canadian price factor.
▶See page 1 for details.

Jenny Lounge, continued

▶ **Options, on previous page**

Specification Information

Glides

Casters

Tip: Casters are not retrofittable on style number TS31403.

With Glides

Arm Right

Style Number LPL	U.S. Base Price	Style Number HPL	U.S Base Price
TS31403	$1261		

With Two Casters and Two Glides

Arm Right

Style Number LPL	U.S. Base Price	Style Number HPL	U.S Base Price
TS31403C	$1310		

Glides

Casters

Arm Right with Tablet Arm with 180° Swivel

TS31403T	$1546	**TS31403H**	$1584

Arm Right with Tablet Arm with 180° Swivel

TS31403CT	$1595	**TS31403CH**	$1633

Glides

Casters

Tip: Casters are not retrofittable on style number TS31404.

Arm Left

TS31404	$1261

Arm Left

TS31404C	$1310

Glides

Casters

Tip: Tablet is 8½"W x 15½"L and ¾" thick.

Arm Left with Tablet Arm with 180° Swivel

TS31404T	$1546	**TS31404H**	$1584

Arm Left with Tablet Arm with 180° Swivel

TS31404CT	$1595	**TS31404CH**	$1633

For Canadian Pricing
Multiply U.S. Price by the Canadian price factor.
▶ See page 1 for details.

Jenny Lounge, continued

Corner

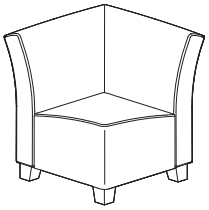

Tip: Jenny Lounge chairs are available with multiple fabrics.
▶ See at right to specify.

Tip: When specifying multiple COM fabrics, indicate all surfaces where COM applies. Example: TS31406M with Designtex 1234 on seat, Designtex 5678 on inner back, and Designtex 9012 on outer back.

*Tip: When specifying multiple fabrics and leather, specify suffix **M** before suffix **L**. Example: TS31406ML becomes TS31406CML*

▶ Need help? Product details, page 270

Standard Includes	Required to Specify
• Fully upholstered lounge chair: fabric price group 1 • Hard dual-wheel casters or legs with glides: black plastic • Shipped fully assembled, some legs are field installed • Meets Cal. 117 requirements	1 Style number 2 Fabric color number for upholstery 3 Options, if selected (see below) ▶ See *Surface Materials,* page 311.

	Options	U.S. Price	Required to Specify
Surface Materials	**Single upholstery fabric**		
	• Fabric price group 1	No cost	Specify fabric color number.
	• Fabric price group 2	+$ 31	Specify fabric color number.
	• Fabric price group 3	+$ 69	Specify fabric color number.
	• Fabric price group 4	+$ 97	Specify fabric color number.
	• Fabric price group 5	+$ 125	Specify fabric color number.
	• Fabric price group 6	+$ 156	Specify fabric color number.
	• Fabric price group 7	+$ 185	Specify fabric color number.
	• Fabric price group 8	+$ 234	Specify fabric color number.
	• Fabric price group 9	+$ 292	Specify fabric color number.
	• Fabric price group 10	+$ 331	Specify fabric color number.
	• Leather price group	+$2041	Add suffix **L** to style number and specify leather color number.
	• Customer's Own Material (COM)	+$ 37	▶ See *Understanding Customer's Own Material (COM),* page 404.
	• Customer's Own Leather (COL)	+$ 37	Add suffix **L** to style number and specify leather color number.
	Multiple upholstery fabrics		
	• Two or more fabrics on different chair components ▶ See below and at right.	+$ 65	Add suffix **M** to lounge chair style number and select fabric color number for: ❶ Seat ❷ Inner back ❸ Outer back *Example: TS31406M with 5G61 on seat, 5F15 on inner back, and 5G51 on outer back.*
	❶ **Fabric on seat**		
	• Fabric price group 1	No cost	Specify fabric color number.
	• Fabric price group 2	+$ 11	Specify fabric color number.
	• Fabric price group 3	+$ 33	Specify fabric color number.
	• Fabric price group 4	+$ 43	Specify fabric color number.
	• Fabric price group 5	+$ 57	Specify fabric color number.
	• Fabric price group 6	+$ 71	Specify fabric color number.
	• Fabric price group 7	+$ 84	Specify fabric color number.
	• Fabric price group 8	+$ 108	Specify fabric color number.
	• Fabric price group 9	+$ 131	Specify fabric color number.
	• Fabric price group 10	+$ 151	Specify fabric color number.
	• Leather price group	+$ 993	Add suffix **L** to style number and specify leather color number.
	• Customer's Own Material (COM)	+$ 16	▶ See *Understanding Customer's Own Material (COM),* page 404.
	• Customer's Own Leather (COL)	+$ 16	Add suffix **L** to style number and specify leather color number.

▶ **Options, continued on next page**

▶ Detailed dimensions, page 274

For Canadian Pricing
Multiply U.S. Price by the Canadian price factor.
▶ See page 1 for details.

▶**Options, continued from previous page**

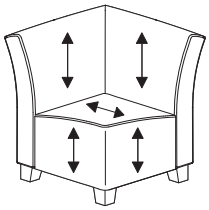

Tip: Standard seat fabric directionality is applied as the diagram above indicates (ex. TS31406).

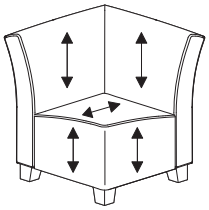

Tip: Reverse seat fabric directionality is applied as the diagram above indicates (ex. TS31426).

Tip: Brushed aluminum legs are adjustable and have ¾" of height adjustment.

	Options	U.S. Price	Required to Specify
Surface Materials (continued)	❷ **Fabric on inner back**		
	• Fabric price group 1	No cost	Specify fabric color number.
	• Fabric price group 2	+$ 8	Specify fabric color number.
	• Fabric price group 3	+$ 24	Specify fabric color number.
	• Fabric price group 4	+$ 32	Specify fabric color number.
	• Fabric price group 5	+$ 40	Specify fabric color number.
	• Fabric price group 6	+$ 48	Specify fabric color number.
	• Fabric price group 7	+$ 58	Specify fabric color number.
	• Fabric price group 8	+$ 73	Specify fabric color number.
	• Fabric price group 9	+$ 91	Specify fabric color number.
	• Fabric price group 10	+$106	Specify fabric color number.
	• Leather price group	+$456	Add suffix **L** to style number and specify leather color number.
	• Customer's Own Material (COM)	+$ 16	▶See *Understanding Customer's Own Material (COM)*, page 404.
	• Customer's Own Leather (COL)	+$ 16	Add suffix **L** to style number and specify leather color number.
	❸ **Fabric on outer back**		
	• Fabric price group 1	No cost	Specify fabric color number.
	• Fabric price group 2	+$ 6	Specify fabric color number.
	• Fabric price group 3	+$ 14	Specify fabric color number.
	• Fabric price group 4	+$ 25	Specify fabric color number.
	• Fabric price group 5	+$ 31	Specify fabric color number.
	• Fabric price group 6	+$ 37	Specify fabric color number.
	• Fabric price group 7	+$ 43	Specify fabric color number.
	• Fabric price group 8	+$ 54	Specify fabric color number.
	• Fabric price group 9	+$ 69	Specify fabric color number.
	• Fabric price group 10	+$ 78	Specify fabric color number.
	• Leather price group	+$633	Add suffix **L** to style number and specify leather color number.
	• Customer's Own Material (COM)	+$ 16	▶See *Understanding Customer's Own Material (COM)*, page 404.
	• Customer's Own Leather (COL)	+$ 16	Add suffix **L** to style number and specify leather color number.
	Legs		
	• Brushed aluminum legs	+$116	Specify *with brushed aluminum legs*.
	• Solid wood legs	+$155	Specify *with solid wood legs* and select 3412 Natural Cherry, 3522 Clear Maple, or 3762 Dark Walnut.
Related Products	• Ganging kit		▶Page 293

Specification Information

Style Number	U.S. Base Price	Style Number	U.S Base Price
Standard Seat Fabric Directionality			
With Glides		**With Casters**	
TS31406	$1263	**TS31406C**	$1312
Reverse Seat Fabric Directionality			
With Glides		**With Casters**	
TS31426	$1263	**TS31426C**	$1312

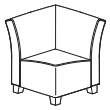

Glides

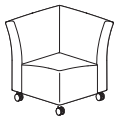

Casters

For Canadian Pricing
Multiply U.S. Price by the Canadian price factor.
▶See page 1 for details.

Club



Tip: Jenny Lounge chairs are available with multiple fabrics.
▶ See at right to specify.

Tip: When specifying multiple COM fabrics, indicate all surfaces where COM applies. Example: TS31407M with Designtex 1234 on seat, Designtex 5678 on inner back, Designtex 9012 on outer back, and Designtex 9012 on arms.

*Tip: When specifying multiple fabrics and leather, specify suffix **M** before suffix **L**. Example: TS31407ML becomes TS31407CML*

▶ Detailed dimensions, page 274

For Canadian Pricing
Multiply U.S. Price by the Canadian price factor.
▶ See page 1 for details.

	Standard Includes	Required to Specify
▶ Need help? Product details, page 270	• Fully upholstered lounge chair with arms: fabric price group 1 • Deck stitch detail • Hard dual wheel casters or legs with glides: black plastic • Shipped fully assembled, some legs are field installed • Meets Cal. 117 requirements	1 Style number 2 Fabric color number for upholstery 3 Options, if selected (see below) ▶ See *Surface Materials,* page 311.

	Options	U.S. Price	Required to Specify
Surface Materials	**Single upholstery fabric**		
	• Fabric price group 1	No cost	Specify fabric color number.
	• Fabric price group 2	+$ 46	Specify fabric color number.
	• Fabric price group 3	+$ 109	Specify fabric color number.
	• Fabric price group 4	+$ 153	Specify fabric color number.
	• Fabric price group 5	+$ 200	Specify fabric color number.
	• Fabric price group 6	+$ 243	Specify fabric color number.
	• Fabric price group 7	+$ 290	Specify fabric color number.
	• Fabric price group 8	+$ 366	Specify fabric color number.
	• Fabric price group 9	+$ 456	Specify fabric color number.
	• Fabric price group 10	+$ 518	Specify fabric color number.
	• Leather price group	+$3154	Add suffix **L** to style number and specify leather color number.
	• Customer's Own Material (COM)	+$ 37	▶ See *Understanding Customer's Own Material (COM),* page 404.
	• Customer's Own Leather (COL)	+$ 37	Add suffix **L** to style number and specify leather color number.
	Multiple upholstery fabrics		
	• Two or more fabrics on different chair components ▶ See below and at right.	+$ 65	Add suffix **M** to lounge chair style number and select fabric color number for: ❶ Seat ❷ Inner back ❸ Outer back ❹ Arms *Example: TS31407M with 5G61 on seat, 5F15 on inner back, 5G51 on outer back, and 5F03 on arms.*
	❶ Fabric on seat		
	• Fabric price group 1	No cost	Specify fabric color number.
	• Fabric price group 2	+$ 11	Specify fabric color number.
	• Fabric price group 3	+$ 33	Specify fabric color number.
	• Fabric price group 4	+$ 43	Specify fabric color number.
	• Fabric price group 5	+$ 57	Specify fabric color number.
	• Fabric price group 6	+$ 71	Specify fabric color number.
	• Fabric price group 7	+$ 84	Specify fabric color number.
	• Fabric price group 8	+$ 108	Specify fabric color number.
	• Fabric price group 9	+$ 131	Specify fabric color number.
	• Fabric price group 10	+$ 151	Specify fabric color number.
	• Leather price group	+$ 900	Add suffix **L** to style number and specify leather color number.
	• Customer's Own Material (COM)	+$ 16	▶ See *Understanding Customer's Own Material (COM),* page 404.
	• Customer's Own Leather (COL)	+$ 16	Add suffix **L** to style number and specify leather color number.

▶ **Options, continued on next page**

▶**Options, continued from previous page**

	Options	U.S. Price	Required to Specify
Surface Materials (continued)	❷ **Fabric on inner back**		
	• Fabric price group 1	No cost	Specify fabric color number.
	• Fabric price group 2	+$ 8	Specify fabric color number.
	• Fabric price group 3	+$ 24	Specify fabric color number.
	• Fabric price group 4	+$ 32	Specify fabric color number.
	• Fabric price group 5	+$ 40	Specify fabric color number.
	• Fabric price group 6	+$ 48	Specify fabric color number.
	• Fabric price group 7	+$ 58	Specify fabric color number.
	• Fabric price group 8	+$ 73	Specify fabric color number.
	• Fabric price group 9	+$ 91	Specify fabric color number.
	• Fabric price group 10	+$ 106	Specify fabric color number.
	• Leather price group	+$ 456	Add suffix **L** to style number and specify leather color number.
	• Customer's Own Material (COM)	+$ 16	▶See *Understanding Customer's Own Material (COM),* page 404.
	• Customer's Own Leather (COL)	+$ 16	Add suffix **L** to style number and specify leather color number.
	❸ **Fabric on outer back**		
	• Fabric price group 1	No cost	Specify fabric color number.
	• Fabric price group 2	+$ 6	Specify fabric color number.
	• Fabric price group 3	+$ 14	Specify fabric color number.
	• Fabric price group 4	+$ 25	Specify fabric color number.
	• Fabric price group 5	+$ 31	Specify fabric color number.
	• Fabric price group 6	+$ 37	Specify fabric color number.
	• Fabric price group 7	+$ 43	Specify fabric color number.
	• Fabric price group 8	+$ 54	Specify fabric color number.
	• Fabric price group 9	+$ 69	Specify fabric color number.
	• Fabric price group 10	+$ 78	Specify fabric color number.
	• Leather price group	+$ 633	Add suffix **L** to style number and specify leather color number.
	• Customer's Own Material (COM)	+$ 16	▶See *Understanding Customer's Own Material (COM),* page 404.
	• Customer's Own Leather (COL)	+$ 16	Add suffix **L** to style number and specify leather color number.
	❹ **Fabric on arms**		
	• Fabric price group 1	No cost	Specify fabric color number.
	• Fabric price group 2	+$ 15	Specify fabric color number.
	• Fabric price group 3	+$ 39	Specify fabric color number.
	• Fabric price group 4	+$ 54	Specify fabric color number.
	• Fabric price group 5	+$ 72	Specify fabric color number.
	• Fabric price group 6	+$ 87	Specify fabric color number.
	• Fabric price group 7	+$ 107	Specify fabric color number.
	• Fabric price group 8	+$ 130	Specify fabric color number.
	• Fabric price group 9	+$ 165	Specify fabric color number.
	• Fabric price group 10	+$ 186	Specify fabric color number.
	• Leather price group	+$1206	Add suffix **L** to style number and specify leather color number.
	• Customer's Own Material (COM)	+$ 16	▶See *Understanding Customer's Own Material (COM),* page 404.
	• Customer's Own Leather (COL)	+$ 16	Add suffix **L** to style number and specify leather color number.
	Legs		
	• Brushed aluminum legs	+$ 116	Specify *with brushed aluminum legs.*
	• Solid wood legs	+$ 155	Specify *with solid wood legs* and select 3412 Natural Cherry, 3522 Clear Maple, or 3762 Dark Walnut.

Tip: Brushed aluminum legs are adjustable and have ¾" of height adjustment.

Specification Information

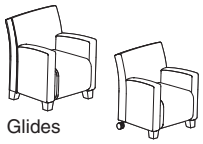

Glides Casters

For Canadian Pricing
Multiply U.S. Price by the Canadian price factor.
▶See page 1 for details.

• Style Number	• U.S. Base Price
With Glides	
TS31407	$1334

• Style Number	• U.S Base Price
With Two Casters and Two Glides	
TS31407C	$1383

Jenny Lounge, continued

Round

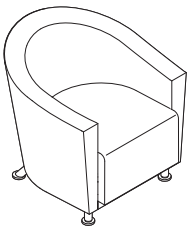

Tip: Jenny Round chairs are available with multiple fabrics.
▶ See at right to specify.

Tip: When specifying multiple COM fabrics, indicate all surfaces where COM applies. Example: TS31407M with Designtex 1234 on seat, Designtex 5678 on inner back, Designtex 9012 on outer back, and Designtex 9012 on arms.

*Tip: When specifying multiple fabrics and leather, specify suffix **M** before suffix **L**. Example: TS31409ML*

▶ Detailed dimensions, page 274

For Canadian Pricing
Multiply U.S. Price by the Canadian price factor.
▶ See page 1 for details.

	Standard Includes	Required to Specify
▶ Need help? Product details, page 270	• Fully upholstered Round chair with arms: fabric price group 1 • Shipped fully assembled, legs are field installed • Meets Cal. 117 requirements • Brushed aluminum legs • Deck stitch detail	1 Style number 2 Fabric color number for upholstery 3 Options, if selected (see below) ▶ See *Surface Materials,* page 311.

	Options	U.S. Price	Required to Specify
Surface Materials	**Single upholstery fabric**		
	• Fabric price group 1	No cost	Specify fabric color number.
	• Fabric price group 2	+$ 46	Specify fabric color number.
	• Fabric price group 3	+$ 109	Specify fabric color number.
	• Fabric price group 4	+$ 153	Specify fabric color number.
	• Fabric price group 5	+$ 200	Specify fabric color number.
	• Fabric price group 6	+$ 243	Specify fabric color number.
	• Fabric price group 7	+$ 290	Specify fabric color number.
	• Fabric price group 8	+$ 366	Specify fabric color number.
	• Fabric price group 9	+$ 456	Specify fabric color number.
	• Fabric price group 10	+$ 518	Specify fabric color number.
	• Leather price group	+$3191	Add suffix **L** to style number and specify leather color number.
	• Customer's Own Material (COM)	+$ 36	▶ See *Understanding Customer's Own Material (COM),* page 404.
	• Customer's Own Leather (COL)	+$ 36	Add suffix **L** to style number and specify leather color number.
	Multiple upholstery fabrics		
	• Two or more fabrics on different chair components ▶ See below and at right.	+$ 65	Add suffix **M** to Round chair style number and select fabric color number for: ❶ Seat ❷ Inner back ❸ Outer back *Example: TS31409M with 5G61 on seat, 5F15 on inner back, and 5G51 on outer back.*
	❶ **Fabric on seat**		
	• Fabric price group 1	No cost	Specify fabric color number.
	• Fabric price group 2	+$ 11	Specify fabric color number.
	• Fabric price group 3	+$ 33	Specify fabric color number.
	• Fabric price group 4	+$ 43	Specify fabric color number.
	• Fabric price group 5	+$ 57	Specify fabric color number.
	• Fabric price group 6	+$ 71	Specify fabric color number.
	• Fabric price group 7	+$ 84	Specify fabric color number.
	• Fabric price group 8	+$ 108	Specify fabric color number.
	• Fabric price group 9	+$ 131	Specify fabric color number.
	• Fabric price group 10	+$ 151	Specify fabric color number.
	• Leather price group	+$ 900	Add suffix **L** to style number and specify leather color number.
	• Customer's Own Material (COM)	+$ 16	▶ See *Understanding Customer's Own Material (COM),* page 404.
	• Customer's Own Leather (COL)	+$ 16	Add suffix **L** to style number and specify leather color number.

▶ **Options, continued on next page**

▶**Options, continued from previous page**

	Options	U.S. Price	Required to Specify
Surface Materials (continued)	❷ **Fabric on inner back**		
	• Fabric price group 1	No cost	Specify fabric color number.
	• Fabric price group 2	+$ 8	Specify fabric color number.
	• Fabric price group 3	+$ 24	Specify fabric color number.
	• Fabric price group 4	+$ 32	Specify fabric color number.
	• Fabric price group 5	+$ 40	Specify fabric color number.
	• Fabric price group 6	+$ 48	Specify fabric color number.
	• Fabric price group 7	+$ 58	Specify fabric color number.
	• Fabric price group 8	+$ 73	Specify fabric color number.
	• Fabric price group 9	+$ 91	Specify fabric color number.
	• Fabric price group 10	+$106	Specify fabric color number.
	• Leather price group	+$456	Add suffix **L** to style number and specify leather color number.
	• Customer's Own Material (COM)	+$ 16	▶ See *Understanding Customer's Own Material (COM)*, page 404.
	• Customer's Own Leather (COL)	+$ 16	Add suffix **L** to style number and specify leather color number.
	❸ **Fabric on outer back**		
	• Fabric price group 1	No cost	Specify fabric color number.
	• Fabric price group 2	+$ 6	Specify fabric color number.
	• Fabric price group 3	+$ 14	Specify fabric color number.
	• Fabric price group 4	+$ 25	Specify fabric color number.
	• Fabric price group 5	+$ 31	Specify fabric color number.
	• Fabric price group 6	+$ 37	Specify fabric color number.
	• Fabric price group 7	+$ 43	Specify fabric color number.
	• Fabric price group 8	+$ 54	Specify fabric color number.
	• Fabric price group 9	+$ 69	Specify fabric color number.
	• Fabric price group 10	+$ 78	Specify fabric color number.
	• Leather price group	+$633	Add suffix **L** to style number and specify leather color number.
	• Customer's Own Material (COM)	+$ 16	▶ See *Understanding Customer's Own Material (COM)*, page 404.
	• Customer's Own Leather (COL)	+$ 16	Add suffix **L** to style number and specify leather color number.

Specification Information

Style Number	U.S. Base Price

Round

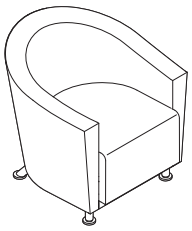

TS31409	$1553

For Canadian Pricing
Multiply U.S. Price by the Canadian price factor.
▶See page 1 for details.

Jenny Lounge, continued

With Wood Arms

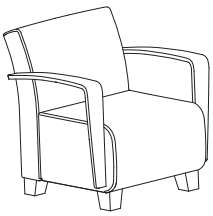

Tip: Jenny Lounge chairs are available with multiple fabrics.
▶ See at right to specify.

Tip: When specifying multiple COM fabrics, indicate all surfaces where COM applies. Example: TS31407M with Designtex 1234 on seat, Designtex 5678 on inner back, Designtex 9012 on outer back, and Designtex 9012 on arms.

*Tip: When specifying multiple fabrics and leather, specify suffix **M** before suffix **L**. Example: TS31408ML becomes TS31408CML*

▶ Detailed dimensions, page 274

For Canadian Pricing
Multiply U.S. Price by the Canadian price factor.
▶ See page 1 for details.

	Standard Includes	Required to Specify
▶ Need help? Product details, page 270	• Fully upholstered lounge chair: fabric price group 1 • Plywood arm: maple veneer • Legs with glides: black plastic • Shipped fully assembled, some legs are field installed • Meets Cal. 117 requirements	1 Style number 2 Fabric color number for upholstery 3 Wood color number for arms 4 Options, if selected (see below) ▶ See *Surface Materials,* page 311.

	Options	U.S. Price	Required to Specify
Surface Materials	**Single upholstery fabric**		
	• Fabric price group 1	No cost	Specify fabric color number.
	• Fabric price group 2	+$ 31	Specify fabric color number.
	• Fabric price group 3	+$ 69	Specify fabric color number.
	• Fabric price group 4	+$ 97	Specify fabric color number.
	• Fabric price group 5	+$ 125	Specify fabric color number.
	• Fabric price group 6	+$ 156	Specify fabric color number.
	• Fabric price group 7	+$ 185	Specify fabric color number.
	• Fabric price group 8	+$ 234	Specify fabric color number.
	• Fabric price group 9	+$ 292	Specify fabric color number.
	• Fabric price group 10	+$ 331	Specify fabric color number.
	• Leather price group	+$2041	Add suffix **L** to style number and specify leather color number.
	• Customer's Own Material (COM)	+$ 37	▶ See *Understanding Customer's Own Material (COM),* page 404.
	• Customer's Own Leather (COL)	+$ 37	Add suffix **L** to style number and specify leather color number.
	Multiple upholstery fabrics		
	• Two or more fabrics on different chair components ▶ See below and at right.	+$ 65	Add suffix **M** to lounge chair style number and select fabric color number for: ❶ Seat ❷ Inner back ❸ Outer back *Example: TS31408M with 5G61 on seat, 5F15 on inner back, and 5G51 on outer back.*
	❶ **Fabric on seat**		
	• Fabric price group 1	No cost	Specify fabric color number.
	• Fabric price group 2	+$ 11	Specify fabric color number.
	• Fabric price group 3	+$ 33	Specify fabric color number.
	• Fabric price group 4	+$ 43	Specify fabric color number.
	• Fabric price group 5	+$ 57	Specify fabric color number.
	• Fabric price group 6	+$ 71	Specify fabric color number.
	• Fabric price group 7	+$ 84	Specify fabric color number.
	• Fabric price group 8	+$ 108	Specify fabric color number.
	• Fabric price group 9	+$ 131	Specify fabric color number.
	• Fabric price group 10	+$ 151	Specify fabric color number.
	• Leather price group	+$ 975	Add suffix **L** to style number and specify leather color number.
	• Customer's Own Material (COM)	+$ 16	▶ See *Understanding Customer's Own Material (COM),* page 404.
	• Customer's Own Leather (COL)	+$ 16	Add suffix **L** to style number and specify leather color number.

▶ **Options, continued on next page**

▶**Options, continued from previous page**

	Options	U.S. Price	Required to Specify
Surface Materials (continued)	❷ **Fabric on inner back**		
	• Fabric price group 1	No cost	Specify fabric color number.
	• Fabric price group 2	+$ 8	Specify fabric color number.
	• Fabric price group 3	+$ 24	Specify fabric color number.
	• Fabric price group 4	+$ 32	Specify fabric color number.
	• Fabric price group 5	+$ 40	Specify fabric color number.
	• Fabric price group 6	+$ 48	Specify fabric color number.
	• Fabric price group 7	+$ 58	Specify fabric color number.
	• Fabric price group 8	+$ 73	Specify fabric color number.
	• Fabric price group 9	+$ 91	Specify fabric color number.
	• Fabric price group 10	+$106	Specify fabric color number.
	• Leather price group	+$456	Add suffix **L** to style number and specify leather color number.
	• Customer's Own Material (COM)	+$ 16	▶ See *Understanding Customer's Own Material (COM),* page 404.
	• Customer's Own Leather (COL)	+$ 16	Add suffix **L** to style number and specify leather color number.
	❸ **Fabric on outer back**		
	• Fabric price group 1	No cost	Specify fabric color number.
	• Fabric price group 2	+$ 6	Specify fabric color number.
	• Fabric price group 3	+$ 14	Specify fabric color number.
	• Fabric price group 4	+$ 25	Specify fabric color number.
	• Fabric price group 5	+$ 31	Specify fabric color number.
	• Fabric price group 6	+$ 37	Specify fabric color number.
	• Fabric price group 7	+$ 43	Specify fabric color number.
	• Fabric price group 8	+$ 54	Specify fabric color number.
	• Fabric price group 9	+$ 69	Specify fabric color number.
	• Fabric price group 10	+$ 78	Specify fabric color number.
	• Leather price group	+$633	Add suffix **L** to style number and specify leather color number.
	• Customer's Own Material (COM)	+$ 16	▶ See *Understanding Customer's Own Material (COM),* page 404.
	• Customer's Own Leather (COL)	+$ 16	Add suffix **L** to style number and specify leather color number.
	Legs		
	• Brushed aluminum legs	+$116	Specify *with brushed aluminum legs.*
	• Solid wood legs	+$155	Specify *with solid wood legs* and select 3412 Natural Cherry, 3522 Clear Maple, or 3762 Dark Walnut.

Tip: Brushed aluminum legs are adjustable and have ¾" of height adjustment.

Specification Information

Style Number	U.S. Base Price



With Wood Arms

TS31408	$1612

With Wood Arm Left

TS31428	$1417



With Wood Arm Right

TS31438	$1417

Ottoman

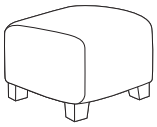

Tip: Hard dual-wheel casters are for use on carpet. Use on hard surfaces, including floor mats, will affect chair stability and may result in personal injury.

Tip: Jenny Ottoman is available with multiple fabrics.
▶ See at right to specify.

Tip: When specifying multiple COM fabrics, indicate all surfaces where COM applies. Example: TS31405M with Designtex 1234 on seat, front, and back and Designtex 9012 on sides.

*Tip: When specifying multiple fabrics and leather, specify suffix **M** before suffix **L**. Example: TS31405ML becomes TS31405CML*

Standard Includes	Required to Specify
▶ Need help? Product details, page 270 • Fully upholstered Ottoman: fabric price group 1 • Hard dual-wheel casters or legs with glides: black plastic • Shipped fully assembled, some legs are field installed • Meets Cal. 117 requirements	1 Style number 2 Fabric color number for upholstery 3 Options, if selected (see below) ▶ See *Surface Materials,* page 311.

	Options	U.S. Price	Required to Specify
Surface Materials	**Single upholstery fabric**		
	• Fabric price group 1	No cost	Specify fabric color number.
	• Fabric price group 2	+$ 16	Specify fabric color number.
	• Fabric price group 3	+$ 42	Specify fabric color number.
	• Fabric price group 4	+$ 62	Specify fabric color number.
	• Fabric price group 5	+$ 79	Specify fabric color number.
	• Fabric price group 6	+$ 97	Specify fabric color number.
	• Fabric price group 7	+$ 116	Specify fabric color number.
	• Fabric price group 8	+$ 148	Specify fabric color number.
	• Fabric price group 9	+$ 182	Specify fabric color number.
	• Fabric price group 10	+$ 207	Specify fabric color number.
	• Leather price group	+$1059	Add suffix **L** to style number and specify leather color number.
	• Customer's Own Material (COM)	+$ 37	▶ See *Understanding Customer's Own Material (COM),* page 404.
	• Customer's Own Leather (COL)	+$ 37	Add suffix **L** to style number and specify leather color number.
	Multiple upholstery fabrics		
	• Two or more fabrics on different components	+$ 65	Add suffix **M** to Ottoman style number and select fabric color number for: ❶ Seat, front, and back ❷ Sides *Example: TS31405M with 5G61 on seat, front, and back and 5F15 on sides.*
	▶ See below and at right.		
	❶ Fabric on seat, front, and back		
	• Fabric price group 1	No cost	Specify fabric color number.
	• Fabric price group 2	+$ 11	Specify fabric color number.
	• Fabric price group 3	+$ 33	Specify fabric color number.
	• Fabric price group 4	+$ 46	Specify fabric color number.
	• Fabric price group 5	+$ 59	Specify fabric color number.
	• Fabric price group 6	+$ 73	Specify fabric color number.
	• Fabric price group 7	+$ 86	Specify fabric color number.
	• Fabric price group 8	+$ 111	Specify fabric color number.
	• Fabric price group 9	+$ 138	Specify fabric color number.
	• Fabric price group 10	+$ 156	Specify fabric color number.
	• Leather price group	+$ 730	Add suffix **L** to style number and specify leather color number.
	• Customer's Own Material (COM)	+$ 16	▶ See *Understanding Customer's Own Material (COM),* page 404.
	• Customer's Own Leather (COL)	+$ 16	Add suffix **L** to style number and specify leather color number.

▶ **Options, continued on next page**

▶ Detailed dimensions, page 274

For Canadian Pricing
Multiply U.S. Price by the Canadian price factor.
▶ See page 1 for details.

▶**Options, continued from previous page**

	Options	U.S. Price	Required to Specify
Surface Materials (continued)	❷ **Fabric on sides**		
	• Fabric price group 1	No cost	Specify fabric color number.
	• Fabric price group 2	+$ 4	Specify fabric color number.
	• Fabric price group 3	+$ 9	Specify fabric color number.
	• Fabric price group 4	+$ 14	Specify fabric color number.
	• Fabric price group 5	+$ 19	Specify fabric color number.
	• Fabric price group 6	+$ 26	Specify fabric color number.
	• Fabric price group 7	+$ 31	Specify fabric color number.
	• Fabric price group 8	+$ 37	Specify fabric color number.
	• Fabric price group 9	+$ 46	Specify fabric color number.
	• Fabric price group 10	+$ 51	Specify fabric color number.
	• Leather price group	+$372	Add suffix **L** to style number and specify leather color number.
	• Customer's Own Material (COM)	+$ 16	▶ See *Understanding Customer's Own Material (COM),* page 404.
	• Customer's Own Leather (COL)	+$ 16	Add suffix **L** to style number and specify leather color number.
	Legs		
	• Brushed aluminum legs	+$116	Specify *with brushed aluminum legs.*
	• Solid wood legs	+$155	Specify *with solid wood legs* and select 3412 Natural Cherry, 3522 Clear Maple, or 3762 Dark Walnut.

Tip: Brushed aluminum legs are adjustable and have ¾" of height adjustment.

Specification Information

Style Number	U.S. Base Price	Style Number	U.S Base Price
With Glides		**With Casters**	
TS31405	$573	**TS31405C**	$670

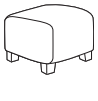

Casters

Ganging Kit

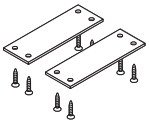

Standard Includes	Required to Specify
• Ganging kit • Two plates • Attachment hardware	Style number

Specification Information

Dimensions D	Dimensions W	Style Number	U.S. Price
2"	6"	**TS31410**	$30

For Canadian Pricing
Multiply U.S. Price by the Canadian price factor.
▶See page 1 for details.

Club Low

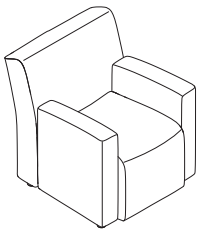

Tip: Jenny Low chairs come standard with low feet to allow for a lower chair height supporting working lounge posture.

Tip: Jenny Lounge chairs are available with multiple fabrics.
▶ See at right to specify.

Tip: When specifying multiple COM fabrics, indicate all surfaces where COM applies. Example: TS31407M with Designtex 1234 on seat, Designtex 5678 on inner back, Designtex 9012 on outer back, and Designtex 9012 on arms.

*Tip: When specifying multiple fabrics and leather, specify suffix **M** before suffix **L**. Example: TS31412ML*

▶ Detailed dimensions, page 274

For Canadian Pricing
Multiply U.S. Price by the Canadian price factor.
▶ See page 1 for details.

	Standard Includes	Required to Specify
▶ Need help? Product details, page 270	• Fully upholstered lounge chair with arms: fabric price group 1 • Deck stitch detail • Shipped fully assembled • Meets Cal. 117 requirements • Low foot, black plastic	1 Style number 2 Fabric color number for upholstery 3 Options, if selected (see below) ▶ See *Surface Materials,* page 311.

	Options	U.S. Price	Required to Specify
Surface Materials	**Single upholstery fabric**		
	• Fabric price group 1	No cost	Specify fabric color number.
	• Fabric price group 2	+$ 46	Specify fabric color number.
	• Fabric price group 3	+$ 109	Specify fabric color number.
	• Fabric price group 4	+$ 153	Specify fabric color number.
	• Fabric price group 5	+$ 200	Specify fabric color number.
	• Fabric price group 6	+$ 243	Specify fabric color number.
	• Fabric price group 7	+$ 290	Specify fabric color number.
	• Fabric price group 8	+$ 366	Specify fabric color number.
	• Fabric price group 9	+$ 456	Specify fabric color number.
	• Fabric price group 10	+$ 518	Specify fabric color number.
	• Leather price group	+$3154	Add suffix **L** to style number and specify leather color number.
	• Customer's Own Material (COM)	+$ 37	▶ See *Understanding Customer's Own Material (COM),* page 404.
	• Customer's Own Leather (COL)	+$ 37	Add suffix **L** to style number and specify leather color number.
	Multiple upholstery fabrics		
	• Two or more fabrics on different chair components ▶ See below and at right.	+$ 65	Add suffix **M** to lounge chair style number and select fabric color number for: ❶ Seat ❷ Inner back ❸ Outer back ❹ Arms *Example: TS31412M with 5G61 on seat, 5F15 on inner back, 5G51 on outer back, and 5F03 on arms.*
	❶ Fabric on seat		
	• Fabric price group 1	No cost	Specify fabric color number.
	• Fabric price group 2	+$ 11	Specify fabric color number.
	• Fabric price group 3	+$ 33	Specify fabric color number.
	• Fabric price group 4	+$ 43	Specify fabric color number.
	• Fabric price group 5	+$ 57	Specify fabric color number.
	• Fabric price group 6	+$ 71	Specify fabric color number.
	• Fabric price group 7	+$ 84	Specify fabric color number.
	• Fabric price group 8	+$ 108	Specify fabric color number.
	• Fabric price group 9	+$ 131	Specify fabric color number.
	• Fabric price group 10	+$ 151	Specify fabric color number.
	• Leather price group	+$ 900	Add suffix **L** to style number and specify leather color number.
	• Customer's Own Material (COM)	+$ 16	▶ See *Understanding Customer's Own Material (COM),* page 404.
	• Customer's Own Leather (COL)	+$ 16	Add suffix **L** to style number and specify leather color number.

▶ **Options, continued on next page**

▶**Options, continued from previous page**

	Options	U.S. Price	Required to Specify
Surface Materials (continued)	❷ **Fabric on inner back**		
	• Fabric price group 1	No cost	Specify fabric color number.
	• Fabric price group 2	+$ 8	Specify fabric color number.
	• Fabric price group 3	+$ 24	Specify fabric color number.
	• Fabric price group 4	+$ 32	Specify fabric color number.
	• Fabric price group 5	+$ 40	Specify fabric color number.
	• Fabric price group 6	+$ 48	Specify fabric color number.
	• Fabric price group 7	+$ 58	Specify fabric color number.
	• Fabric price group 8	+$ 73	Specify fabric color number.
	• Fabric price group 9	+$ 91	Specify fabric color number.
	• Fabric price group 10	+$ 106	Specify fabric color number.
	• Leather price group	+$ 456	Add suffix **L** to style number and specify leather color number.
	• Customer's Own Material (COM)	+$ 16	▶See *Understanding Customer's Own Material (COM),* page 404.
	• Customer's Own Leather (COL)	+$ 16	Add suffix **L** to style number and specify leather color number.
	❸ **Fabric on outer back**		
	• Fabric price group 1	No cost	Specify fabric color number.
	• Fabric price group 2	+$ 6	Specify fabric color number.
	• Fabric price group 3	+$ 14	Specify fabric color number.
	• Fabric price group 4	+$ 25	Specify fabric color number.
	• Fabric price group 5	+$ 31	Specify fabric color number.
	• Fabric price group 6	+$ 37	Specify fabric color number.
	• Fabric price group 7	+$ 43	Specify fabric color number.
	• Fabric price group 8	+$ 54	Specify fabric color number.
	• Fabric price group 9	+$ 69	Specify fabric color number.
	• Fabric price group 10	+$ 78	Specify fabric color number.
	• Leather price group	+$ 633	Add suffix **L** to style number and specify leather color number.
	• Customer's Own Material (COM)	+$ 16	▶See *Understanding Customer's Own Material (COM),* page 404.
	• Customer's Own Leather (COL)	+$ 16	Add suffix **L** to style number and specify leather color number.
	❹ **Fabric on arms**		
	• Fabric price group 1	No cost	Specify fabric color number.
	• Fabric price group 2	+$ 15	Specify fabric color number.
	• Fabric price group 3	+$ 39	Specify fabric color number.
	• Fabric price group 4	+$ 54	Specify fabric color number.
	• Fabric price group 5	+$ 72	Specify fabric color number.
	• Fabric price group 6	+$ 87	Specify fabric color number.
	• Fabric price group 7	+$ 107	Specify fabric color number.
	• Fabric price group 8	+$ 130	Specify fabric color number.
	• Fabric price group 9	+$ 165	Specify fabric color number.
	• Fabric price group 10	+$ 186	Specify fabric color number.
	• Leather price group	+$1206	Add suffix **L** to style number and specify leather color number.
	• Customer's Own Material (COM)	+$ 16	▶See *Understanding Customer's Own Material (COM),* page 404.
	• Customer's Own Leather (COL)	+$ 16	Add suffix **L** to style number and specify leather color number.

Specification Information

• Style Number	• U.S. Base Price

Club Low

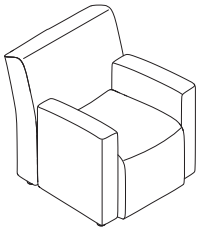

TS31412	$1334

Round Low

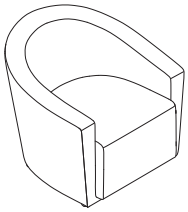

Tip: Jenny Low chairs come standard with low feet to allow for a lower chair height supporting working lounge posture.

Tip: Jenny Round chairs are available with multiple fabrics.
▶ See at right to specify.

Tip: When specifying multiple COM fabrics, indicate all surfaces where COM applies. Example: TS31407M with Designtex 1234 on seat, Designtex 5678 on inner back, Designtex 9012 on outer back, and Designtex 9012 on arms.

*Tip: When specifying multiple fabrics and leather, specify suffix **M** before suffix **L**. Example: TS31413ML*

▶ Detailed dimensions, page 274

For Canadian Pricing
Multiply U.S. Price by the Canadian price factor.
▶ See page 1 for details.

	Standard Includes	Required to Specify
▶ Need help? Product details, page 270	• Fully upholstered Round chair with arms: fabric price group 1 • Deck stitch detail • Shipped fully assembled • Meets Cal. 117 requirements • Low foot, black plastic	1 Style number 2 Fabric color number for upholstery 3 Options, if selected (see below) ▶ See *Surface Materials,* page 311.

	Options	U.S. Price	Required to Specify
Surface Materials	**Single upholstery fabric**		
	• Fabric price group 1	No cost	Specify fabric color number.
	• Fabric price group 2	+$ 46	Specify fabric color number.
	• Fabric price group 3	+$ 109	Specify fabric color number.
	• Fabric price group 4	+$ 153	Specify fabric color number.
	• Fabric price group 5	+$ 200	Specify fabric color number.
	• Fabric price group 6	+$ 243	Specify fabric color number.
	• Fabric price group 7	+$ 290	Specify fabric color number.
	• Fabric price group 8	+$ 366	Specify fabric color number.
	• Fabric price group 9	+$ 456	Specify fabric color number.
	• Fabric price group 10	+$ 518	Specify fabric color number.
	• Leather price group	+$3191	Add suffix **L** to style number and specify leather color number.
	• Customer's Own Material (COM)	+$ 37	▶ See *Understanding Customer's Own Material (COM),* page 404.
	• Customer's Own Leather (COL)	+$ 37	Add suffix **L** to style number and specify leather color number.
	Multiple upholstery fabrics		
	• Two or more fabrics on different chair components ▶ See below and at right.	+$ 65	Add suffix **M** to Round chair style number and select fabric color number for: ❶ Seat ❷ Inner back ❸ Outer back *Example: TS31413M with 5G61 on seat, 5F15 on inner back, and 5G51 on outer back.*
	❶ Fabric on seat		
	• Fabric price group 1	No cost	Specify fabric color number.
	• Fabric price group 2	+$ 11	Specify fabric color number.
	• Fabric price group 3	+$ 33	Specify fabric color number.
	• Fabric price group 4	+$ 43	Specify fabric color number.
	• Fabric price group 5	+$ 57	Specify fabric color number.
	• Fabric price group 6	+$ 71	Specify fabric color number.
	• Fabric price group 7	+$ 84	Specify fabric color number.
	• Fabric price group 8	+$ 108	Specify fabric color number.
	• Fabric price group 9	+$ 131	Specify fabric color number.
	• Fabric price group 10	+$ 151	Specify fabric color number.
	• Leather price group	+$ 900	Add suffix **L** to style number and specify leather color number.
	• Customer's Own Material (COM)	+$ 16	▶ See *Understanding Customer's Own Material (COM),* page 404.
	• Customer's Own Leather (COL)	+$ 16	Add suffix **L** to style number and specify leather color number.

▶ **Options, continued on next page**

▶**Options, continued from previous page**

	Options	U.S. Price	Required to Specify
Surface Materials (continued)	❷ **Fabric on inner back**		
	• Fabric price group 1	No cost	Specify fabric color number.
	• Fabric price group 2	+$ 8	Specify fabric color number.
	• Fabric price group 3	+$ 24	Specify fabric color number.
	• Fabric price group 4	+$ 32	Specify fabric color number.
	• Fabric price group 5	+$ 40	Specify fabric color number.
	• Fabric price group 6	+$ 48	Specify fabric color number.
	• Fabric price group 7	+$ 58	Specify fabric color number.
	• Fabric price group 8	+$ 73	Specify fabric color number.
	• Fabric price group 9	+$ 91	Specify fabric color number.
	• Fabric price group 10	+$106	Specify fabric color number.
	• Leather price group	+$456	Add suffix **L** to style number and specify leather color number.
	• Customer's Own Material (COM)	+$ 16	▶ See *Understanding Customer's Own Material (COM)*, page 404.
	• Customer's Own Leather (COL)	+$ 16	Add suffix **L** to style number and specify leather color number.
	❸ **Fabric on outer back**		
	• Fabric price group 1	No cost	Specify fabric color number.
	• Fabric price group 2	+$ 6	Specify fabric color number.
	• Fabric price group 3	+$ 14	Specify fabric color number.
	• Fabric price group 4	+$ 25	Specify fabric color number.
	• Fabric price group 5	+$ 31	Specify fabric color number.
	• Fabric price group 6	+$ 37	Specify fabric color number.
	• Fabric price group 7	+$ 43	Specify fabric color number.
	• Fabric price group 8	+$ 54	Specify fabric color number.
	• Fabric price group 9	+$ 69	Specify fabric color number.
	• Fabric price group 10	+$ 78	Specify fabric color number.
	• Leather price group	+$633	Add suffix **L** to style number and specify leather color number.
	• Customer's Own Material (COM)	+$ 16	▶ See *Understanding Customer's Own Material (COM)*, page 404.
	• Customer's Own Leather (COL)	+$ 16	Add suffix **L** to style number and specify leather color number.

Specification Information

Style Number	U.S. Base Price

Round Low

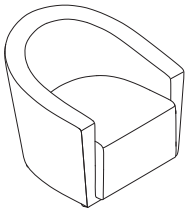

TS31413	$1553

For Canadian Pricing
Multiply U.S. Price by the Canadian price factor.
▶See page 1 for details.

Jenny Lounge, continued

Occasional Tables

Tip: There may be sheen or texture differences when using Low-Pressure Laminate and High-Pressure Laminate in adjacent applications. Please use caution when mixing and matching different worksurface types.

	Standard Includes	Required to Specify
▶ Need help? Product details, page 270	• Table: Low-Pressure Laminate (LPL) or High-Pressure Laminate (HPL) • 3 mm edge band: plastic • Legs with glides: black plastic • Shipped ready to assemble	1 Style number 2 Low-Pressure Laminate or High-Pressure Laminate color number for table top, as appropriate 3 Plastic edge band color number for table 4 Low-Pressure Laminate color number for sides and base of table 5 Options, if selected ▶ See *Surface Materials,* page 311.

Tip: Brushed aluminum legs are adjustable and have ¾" of height adjustment.

Tip: Low foot option reduces overall table height to 15".

	Options	U.S. Price	Required to Specify
Surface Materials	**High-Pressure Laminate worksurfaces**		
	• Open Line laminate	+$ 69 plus cost of laminate	▶ See *Surface Materials Reference Manual.*
	Legs		
	• Brushed aluminum legs	+$116	Specify *with brushed aluminum legs.*
	• Solid wood legs	+$155	Specify *with solid wood legs* and select 3412 Natural Cherry, 3522 Clear Maple, or 3762 Dark Walnut.
Legs	• Low foot	No cost	Specify *with low foot.*

Specification Information

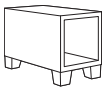

End Table

Dimensions D	W	H	Style Number LPL	U.S. Base Price	Style Number HPL	U.S. Base Price
26½"	13½"	17"	**TS31415L**	$340	**TS31415H**	$376

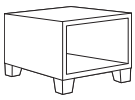

Coffee Table

Dimensions D	W	H	Style Number LPL	U.S. Base Price	Style Number HPL	U.S. Base Price
26½"	26½"	17"	**TS31416L**	$463	**TS31416H**	$499

For Canadian Pricing
Multiply U.S. Price by the Canadian price factor.
▶ See page 1 for details.

Understanding and Specifying Lincoln Lounge

Lounge Seating

Product Details

Lincoln Lounge **300**

Dimensions **302**

Specifying

Lincoln Lounge **304**

Lincoln Lounge

▶Specifying, page 304

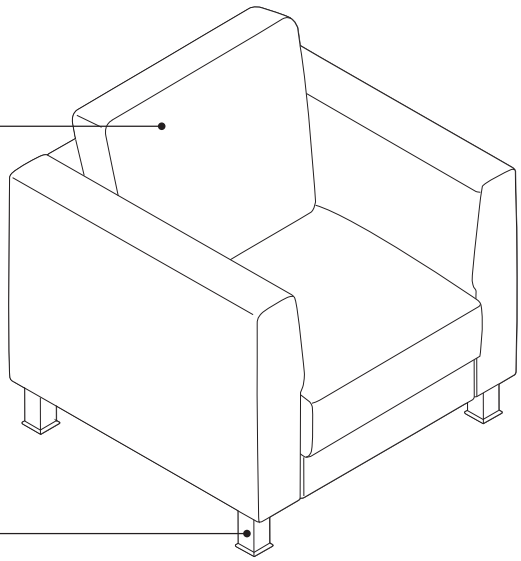

Lincoln Lounge seat, back and top of arms are leather. All other surfaces are simulated leather.

Supports up to 225 pounds.

Product Details

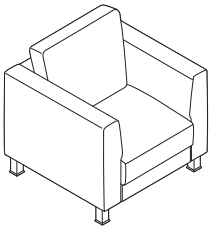

Legs need to be assembled onto the lounge seating.

The Jenny tablet arm cannot be installed on Lincoln chairs.

Surface Materials

Post legs are available in aluminum or black.

Seat and back are leather. Remaining chair is simulated leather.

Dimensions

▶Page 302

Dimensions

Lincoln Lounge

Features	Overall Depth	Width	Height	Functional Seat Depth	Seat Width	Seat Height from Floor	Back Width	Back Height from Seat	Width Between Arms
Lincoln Lounge									
Lounge Seating									
	32"	33"	$34^{1}/_{2}$"	$20^{5}/_{8}$"	$21^{1}/_{2}$"	$16^{7}/_{8}$"	$21^{3}/_{8}$"	$20^{9}/_{16}$"	23"

Arm Rest Width	Arm Rest Length	Arm Height to Seat
$5^{1}/_{16}$"	$7^{7}/_{8}$"	$10^{3}/_{4}$"

Lincoln Lounge

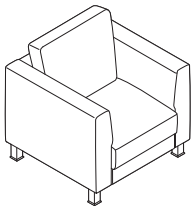

Standard Includes	Required to Specify
▶ Need help? Product details, page 300 • Seat and back: leather • Balance of the chair: simulated leather • Post legs: 8043 Clear Anodized Aluminum or 0835 Black • Shipped ready to assemble • Meets Cal. 117 requirements	1 Style number 2 Upholstery color number for seat and back: L304 Black Leather L305 Brown Leather

Specification Information

• Style Number	• U.S. Price
Lincoln Lounge with Post Legs	
TS31601	$1063

▶ Detailed dimensions, page 302

For Canadian Pricing
Multiply U.S. Price by the Canadian price factor.
▶ See page 1 for details.

Understanding and Specifying Alight Lounge

Lounge Seating

Product Details

Alight Lounge **306**

Dimensions **308**

Specifying

Alight Lounge **309**

Alight Lounge

Alight comes fully upholstered as a Bench, Round, or Corner Ottoman. Alight supports up to 225 pounds.
▶ Specifying, page 309

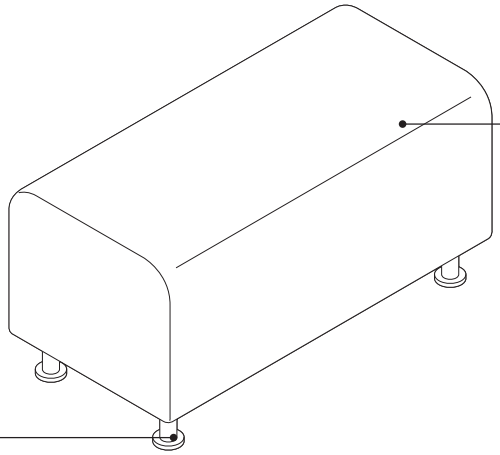

Alight Seating comes fully assembled.

Legs come standard brushed aluminum with an option of wood legs and low profile glides.

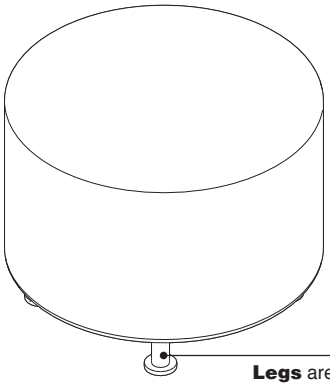

Legs are height adjustable.

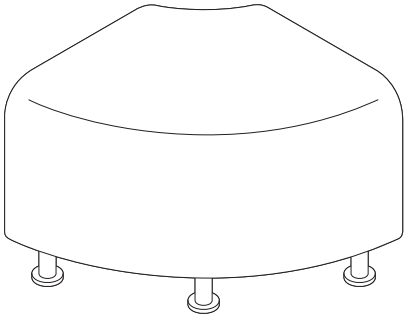

Alight tables are available as an End Table or Coffee Table.
▶ Specifying, page 310

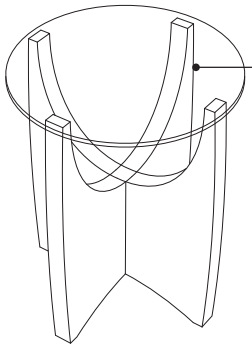

Alight tables have a glass top.

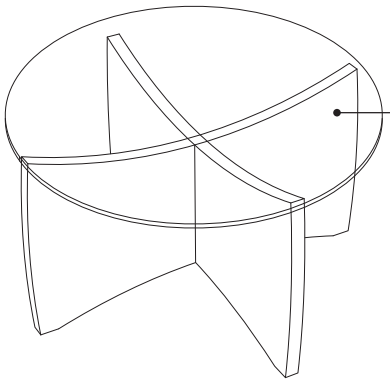

Alight tables require minor assembly.

Product Details

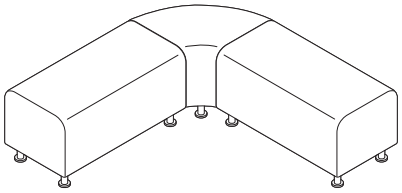

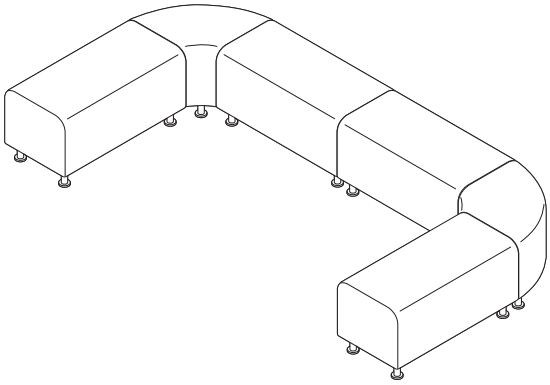

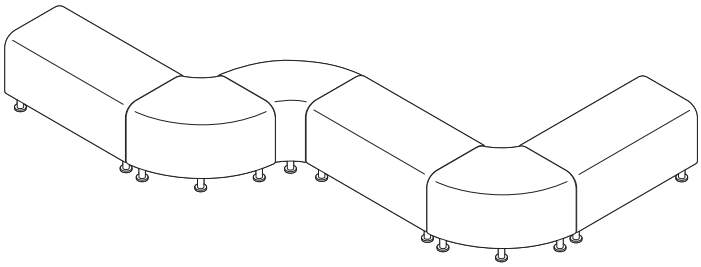

Alight Bench and Corner Ottoman can be combined to create a variety of configurations.

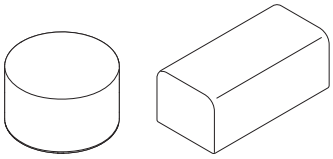

The low profile glide option reduces the overall height of the Ottoman from 19" to 16".

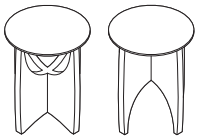

Alight End Table base can be reversed creating two unique looks.

Surface Materials

Due to natural variations in wood, finished products may vary in color, texture, and grain.

Finish 3522 Clear Maple is a clear coat and therefore the natural variations in wood will be visible.

Dimensions

▶Page 308

Dimensions

Alight Lounge

Features	Overall Depth	Width	Height
Alight Lounge			
Lounge Seating			
Round	24"	24"	19"
Corner Ottoman	18"	31"	19"
Bench Ottoman	18"	36"	19"

Alight Lounge

Standard Includes	Required to Specify
▶ Need help? Product details, page 306 • Fully upholstered Ottoman: fabric price group 1 • Four adjustable-height legs: brushed aluminum • Meets Cal. 117 requirements	1 Style number 2 Fabric color number for upholstery 3 Options, if selected (see below) ▶ See *Surface Materials,* page 311.

	Options	U.S. Price	Required to Specify
Surface Materials	**Upholstery**		
	• Fabric price group 1	No cost	Specify fabric color number.
	• Fabric price group 2	+$ 16	Specify fabric color number.
	• Fabric price group 3	+$ 42	Specify fabric color number.
	• Fabric price group 4	+$ 62	Specify fabric color number.
	• Fabric price group 5	+$ 79	Specify fabric color number.
	• Fabric price group 6	+$ 97	Specify fabric color number.
	• Fabric price group 7	+$116	Specify fabric color number.
	• Fabric price group 8	+$148	Specify fabric color number.
	• Fabric price group 9	+$182	Specify fabric color number.
	• Fabric price group 10	+$207	Specify fabric color number.
	• Customer's Own Material (COM)	+$ 37	▶ See *Understanding Customer's Own Material (COM),* page 404.
	Legs		
	• Solid maple wood legs	+$ 35	Specify *with solid maple wood legs* and select 3412 Natural Cherry, 3522 Clear Maple, or 3762 Dark Walnut.
Glides	• Low profile glide	No cost	Specify *with low profile glides.*

Tip: Low profile glide reduces seat height from 19" to 16".

Specification Information

Style Number	U.S. Base Price

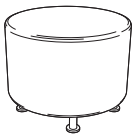

Round Ottoman

TS34401	$528

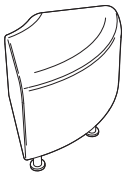

Corner Ottoman

TS34402	$600

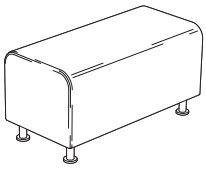

Bench Ottoman

TS34403	$660

▶ Detailed dimensions, page 308

For Canadian Pricing
Multiply U.S. Price by the Canadian price factor.
▶ See page 1 for details.

▶ **Alight Lounge,** continued

Alight Lounge, continued

Ganging Kit

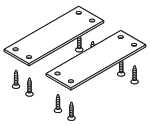

Standard Includes	Required to Specify
• Ganging kit • Two plates • Attachment hardware	Style number

Specification Information

Dimensions D	Dimensions W	Style Number	U.S. Price
2"	6"	**TS31410**	$30

Occasional Tables

	Standard Includes	Required to Specify
▶ Need help? Product details, page 306	• Table: maple veneer base • Veneer edge band to match base • 3/8" clear glass top • Glides	1 Style number 2 Wood color number for base ▶ See *Surface Materials,* page 311.

Specification Information

Dimensions D	Dimensions W	Dimensions H	Style Number	U.S. Price
End Table				
18"	18"	23"	**TS34410T**	$615
Coffee Table				
30"	30"	17"	**TS34411T**	$793

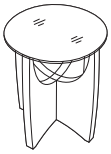



For Canadian Pricing
Multiply U.S. Price by the Canadian price factor.
▶ See page 1 for details.

Surface Materials

▶For Surface Materials matrices for all product lines, see page 379.

Paint

Steelcase Surfaces

Applies to:
- Scoop

4799 Platinum Metallic
7207 Black Textured
7241 Arctic White Textured

Applies to:
- Jenny tablet arm

7207 Black

Applies to:
- Lincoln Lounge legs

8043 Clear Anodized Aluminum
0835 Black Ⓔ

Applies to:
- Shortcut chair and stool five-arm base

4140 Arctic White
4799 Platinum Metallic

Applies to:
- Shortcut X Base chair and stool wire frame base

Price Group 1

4242 Milk
7207 Black
7225 Sand
7236 Fog
7237 Slate
7238 Fieldstone
7239 Midnight
7241 Arctic White
7243 Seagull
7250 Sterling Dark Solid
7278 Dark Bronze
7360 Merle

Price Group 2

0835 Black
4140 Arctic White Gloss
4604 Driftwood
4700 Warm White
4728 Nickel Metallic
4743 Mineral Metallic
4744 Pearl Metallic
4750 Champagne Metallic
4752 Steel Metallic
4788 Gold Dust Metallic
4798 Sterling Metallic
4799 Platinum Metallic
4803 Near Black Metallic
7245 Carbon Metallic
7246 Midnight Metallic

Tip: Established finishes are available for delivery in 15 business days.

Ⓔ = Established

Select Surfaces

Lux Coatings

4B20 Obsidian
4B22 Matte Brass
4B23 Burnished Bronze
4B24 Night Bronze
4B25 Matte Copper

Applies to:
- Shortcut X Base chair and stool wire frame base

Price Group 3

Accent Paint

Accent paints allow you to choose from a pre-matched color palette of trend driven colors. Accent paints listed below follow the same instructions for Perfect Match paints without the PerfectMatch registration fee. Refer to the *Surface Materials Reference Manual* for more information about this program.

Custom Surfaces

Applies to:
- Shortcut X Base chair and stool wire frame base

PerfectMatch

PerfectMatch is a service that allows you to create your own paint color. Refer to the *Surface Materials Reference Manual* for more information about this program.

Price Group 3

4990 PerfectMatch Paint

Plastic

Steelcase Surfaces

Applies to:
- Jenny tablet arm
- Jenny End Table
- Jenny Coffee Table

6000 Black
6001 Coffee
6009 Arctic White
6034 Natural Cherry
6036 Medium Cherry
6037 Winter on Maple
6038 Blonde on Maple
6041 Natural Walnut
6045 Medium Mahogany on Walnut Ⓔ
6052 Milk
6053 Seagull
6213 Acacia
6219 Clear Oak
6234 Clear Cherry
6237 Clear Maple
6242 Virginia Walnut
6243 Blackwood
6245 Clear Walnut
6246 Warm Oak Ⓔ
6249 Platinum Solid
6271 Plywood
6527 Merle
6615 Grey V5
6619 Ice Ⓔ
6631 Cream
6635 Dawn Ⓔ
6636 Mist
6654 Sand
6655 Warm White
6676 Marbled White
6677 Chocolate Walnut
6678 Marbled Cherry
6689 Brushed Silver Ⓔ
6694 Slate
6695 Midnight
6697 Fog
6698 Fieldstone
6703 Ash Wenge
6704 Storm Wenge
6705 Bisque Wenge
6706 Clay Wenge
6707 Ash Noce
6708 Bisque Noce
6709 Clay Noce
6710 Storm Noce

Applies to:
- Scoop

6618 White
6682 Cobblestone

Applies to:
- Buoy

6009 Arctic White
6205 Black
6333 Picasso
6335 Wasabi
6337 Element
6338 Chili

Applies to:
- Buoy base

6527 Merle

Applies to:
- Shortcut shell

6009 Arctic White
6059 Sterling Dark Solid
6205 Black
6249 Platinum Solid
6259 Midnight
6332 Citron
6333 Picasso
6335 Wasabi
6336 Jazz
6337 Element
6338 Chili

Applies to:
- Shortcut chair and stool five-arm base

6205 Black

Laminate

Steelcase Surfaces

Low-Pressure Laminate

Applies to:
- Jenny tablet arm
- Jenny End Table
- Jenny Coffee Table

Fiber Laminate

2L50 Vanadium Fiber LPL
2L52 Tungsten Fiber LPL

Metallic Laminate

2L03 Brushed Silver LPL

Solid Laminate

247L Black V2 LPL
2L30 Arctic White LPL
2L83 Seagull LPL
2L85 Dune LPL

Woodgrain Laminate

25L1 Winter on Maple LPL
25L5 Virginia Walnut LPL
25L6 Blackwood LPL
25L8 Clear Walnut LPL
25L9 Warm Oak LPL Ⓔ
262L Marbled Maple LPL
264L Chocolate Walnut LPL
267L Marbled Cherry V2 LPL
26L1 Natural Cherry V2 LPL
2L09 Clear Maple LPL
2LAK Clear Oak LPL
2LAN Ash Noce LPL
2LAT Acacia LPL
2LAW Ash Wenge LPL
2LBN Bisque Noce LPL
2LBW Bisque Wenge LPL
2LCN Clay Noce LPL
2LCW Clay Wenge LPL
2LSN Storm Noce LPL
2LSW Storm Wenge LPL

Steelcase Surfaces

High-Pressure Laminate

Applies to:
- Jenny tablet arm
- Jenny End Table
- Jenny Coffee Table

Fiber Laminate

2850 Vanadium Fiber
2851 Rhyme Fiber Ⓔ
2852 Tungsten Fiber
2854 Vellum Fiber
2859 Novell Fiber
2860 Granite Fiber
2861 Coconut Fiber
2862 Stucco Fiber

Metallic Laminate

2503 Brushed Silver

Micro Laminate

2920 Marl Micro
2921 Gypsum Micro
2922 Clay Micro
2923 Shadow Micro Ⓔ

Patina Laminate

2870 Blonde Bronze Patina
2871 Blackened Bronze Patina
2873 Instant Iron Patina

Solid Laminate

2722 Cream Ⓔ
2730 Arctic White
2746 Black
2759 Warm White Ⓔ
2811 Mist Ⓔ
2883 Seagull
2884 Milk
2885 Dune
2HMG Merle

Speckle Laminate

2820 Coffee Speckle
2822 Woodrose Speckle Ⓔ
2823 Driftwood Speckle
2824 Smoke Speckle
2825 Vanadium Speckle

▶**Surface Materials,** continued

Surface Materials, continued

Woodgrain Laminate
2406 Clear Cherry
2412 Natural Cherry
2422 Medium Cherry
2511 Winter on Maple
2538 Clear Walnut
2539 Warm Oak E
2592 Blonde on Maple
2714 Natural Walnut
2772 Medium Mahogany on Walnut E
2HAK Clear Oak
2HAN Ash Noce
2HAT Acacia
2HAW Ash Wenge
2HBN Bisque Noce
2HBW Bisque Wenge
2HCN Clay Noce
2HCW Clay Wenge
2HSN Storm Noce
2HSW Storm Wenge

turnstone Laminate Collection
2535 Virginia Walnut
2536 Blackwood
2612 Marbled Maple
2614 Chocolate Walnut
2615 Marbled Cherry

Tip: Some wood veneer finishes and woodgrain laminates share the same name. Because of the difference in materials, veneers and laminates of the same name are not an exact match but do coordinate with each other.

Select Surfaces

High-Pressure Laminate

Textured Woodgrain Laminate
2TH2 Fawn Cypress
2TH3 Weathered Char
2TH4 Saddle Oak
2TH5 Veranda Teak
2TH6 Persian Cherry
2TH7 Walnut Heights

Tip: Established finishes are available for delivery in 15 business days.

E = Established

Custom Surfaces

Open Line Laminate (OLL)

This service allows you to order non-standard laminate at an additional processing fee of $69 U.S. per worksurface or top, plus the cost of the laminate.

When processing orders for Open Line laminate on turnstone products, specify 2900 in the laminate finish field and enter the OLL manufacturer information. Enter the required edge finish as you would a standard laminate.

Edge color for the Open Line laminate on turnstone products must be determined by the dealer and customer before orders can be entered. Specify appropriate 2K finish number. *Tip: Standard laminates being used in the Open Line laminate program to obtain a different edge detail will be charged the Open Line laminate upcharge; however, no additional charges for the laminate will be applied.*

Laminate Approval and Material Requirements
To confirm whether a particular laminate has already been tested for use on a specific Steelcase product or to determine material square foot requirements:
- Visit *www.steelcase.com*

For additional information, refer to the *Steelcase Surface Materials Reference Manual.*

Wood

Steelcase Surfaces

Applies to:
- Jenny Wood legs
- Jenny Wood arm
- Alight wood legs
- Alight End Table
- Alight Coffee Table

3412 Natural Cherry E
3522 Clear Maple
3762 Dark Walnut

Tip: Due to natural variations in wood, finished products may vary in color, texture and grain.

Select Surfaces

For information on products within Select Surfaces, including accent paints and fabrics from Designtex, Gabriel, Kvadrat, and Pollack, please refer to the *Surface Materials Reference Manual* or visit *www.steelcase.com/surface-materials* under the Select Surfaces section.

Planked Veneer
Planked veneer is available in the Select Surfaces offering. Planked veneer may have extended leadtimes. Place your order as you normally would for any other finish, calling out the appropriate finish code.

The following finishes are available through the planked veneer offering:

Wood Group 1
3P61 OP Planked Oak
3P71 OP Planked Walnut

Note: Known for its uniqueness, planked veneer has intentional and natural variations that include, but are not limited to: character marks, grain pattern, color, and natural color aging.

Upholstery

Steelcase Surfaces

Not every upholstery is available on every chair. Please refer to the upholstery matrix on page 401 before specifying.

Price Group 1

Buzz2
Jacks E
New Black
Link
Playground E
Tip: New Black upholstery has fabric in both price group 1 and price group 2.

Price Group 2

Cogent: Connect
Cogent: Geode Vertical E
New Black
Nitelights
Seating Vinyl E
Spyder E
Stand In
Steelcase Vinyl E
Tip: New Black upholstery has fabric in both price group 1 and price group 2.

Price Group 3

Billiard Multi-Use
by Designtex
Gaja – C2C
Imperma
Redeem
Retrieve
Texel

Price Group 6

Brisa

Price Group 7

Steelcut Trio

turnstone Leather

Steelcase Surfaces

Applies to:
- Lincoln Lounge

L304 Black
L305 Brown

Reply Select Defaults

Reply seat color number defaults based on the mesh back selection.

Mesh back:	Default seat:
AR01 Grey	5G64 Alpine
AR02 Black	5F17 Black
AR03 White	5F17 Black
AR04 Red	5G57 Rouge
AR05 Royal Blue	5F17 Black
AR06 Apple Green	5G59 Meadow
AR07 Orange	5F17 Black
AR08 Bright Purple	5F17 Black
AR09 Sable	5G51 Sable

cobi Select Defaults

cobi seat color number defaults based on the mesh back selection.

Back:	Default seat:
5017 Tangerine	5S17 Tangerine
5018 Scarlet	5S18 Scarlet
5019 Concord	5S19 Concord
5020 Maya Blue	5S20 Maya Blue
5021 Blue Jay	5S21 Blue Jay
5023 Wasabi	5S23 Wasabi
5024 Nickel	5S24 Nickel
5025 Graphite	5S25 Graphite
5026 Licorice	5S26 Licorice
5028 Root Beer	5S28 Root Beer

Buoy

Buoy plastic color for body based on the style number.

Style number:	Plastic color:
TSBUOYWHITE	6009 Arctic White
TSBUOYBLACK	6205 Black
TSBUOYBLUE	6333 Picasso
TSBUOYGREEN	6335 Wasabi
TSBUOYGREY	6337 Element
TSBUOYRED	6338 Chili

Uno Select Defaults

Uno seat color number defaults based on the back selection.

Back:	Default seat:
5F17 Black	5F17 Black
5G51 Sable	5G51 Sable
5G57 Rouge	5G57 Rouge
5G59 Meadow	5G59 Meadow
5G64 Alpine	5G64 Alpine
5S15 Coconut	5S15 Coconut
5S16 Tumeric	5S16 Tumeric
5S17 Tangerine	5S17 Tangerine
5S18 Scarlet	5S18 Scarlet
5S19 Concorn	5S19 Concorn
5S20 Maya Blue	5S20 Maya Blue
5S21 Blue Jay	5S21 Blue Jay
5S23 Wasabi	5S23 Wasabi
5S24 Nickel	5S24 Nickel
5S25 Graphite	5S25 Graphite
5S26 Licorice	5S26 Licorice
5S28 Root Beer	5S28 Root Beer
5S98 Canary	5S98 Canary

Select Surfaces

For information on products within Select Surfaces, including accent paints and fabrics from Designtex, Gabriel, Kvadrat, and Pollack, please refer to the *Surface Materials Reference Manual* or visit *www.steelcase.com/surface-materials* under the Select Surfaces section.

Custom Surfaces

Price Group COM (Customer's Own Material)

Fabric Approval and Yardage

To confirm whether a particular COM material has already been tested for use on a specific Steelcase product or to determine actual yardage requirements:

- Visit *www.steelcase.com*

For additional information regarding Customer's Own Material, call 1.888.STEELCASE.

Custom Surfaces

Customer's Own Material (COM) Program

The Customer's Own Material (COM) program offers the opportunity for customers to select fabrics that are not offered through the standard Steelcase surface materials program for use on Steelcase products. Once approved, you can place your order. Steelcase will facilitate the entire ordering process and give you a production schedule. Steelcase will order the COM fabric directly from the textile manufacturer. For up-to-date information regarding fabric test results for all COM fabrics and details regarding yardage requirements for most seating lines, visit the COM website on *www.steelcase.com*. COMs are not covered under the Steelcase warranty.

Soil Retardants

Soil retardants are treatments that provide long-term soil and stain resistance to a fabric without affecting the shade or the integrity of the fabric. The following Steelcase Textiles are available pre-treated with soil retardant:

- Jacks
- Link
- Spyder

Tables

Statement of Line 316

Product Details
- **Bassline Tables** 318
- **Simple Tables** 320
- **Table Component Facts** 321

Specifying
- **Bassline Tables** 322
- **Simple Tables** 330
- **Table Components** 333
  - Power Access and Cable Management 335
- **Jenny**
  - Occasional Tables 336
- **Alight Lounge**
  - Occasional Tables 337

Surface Materials 338

Statement of Line

Bassline Tables

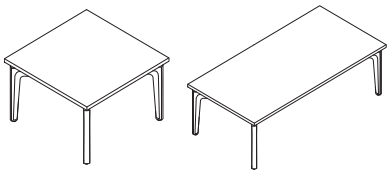

Square and Rectangular Tables
▶ Page 322

Round Tables
▶ Page 324

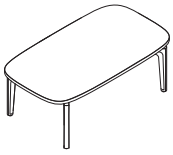

Oval Tables
▶ Page 325

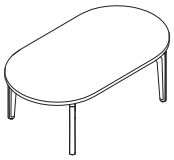

Racetrack Tables
▶ Page 326

Simple Tables

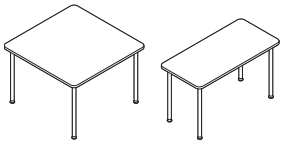

Square and Rectangular
▶ Page 330

Round
▶ Page 331

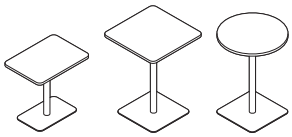

Pedestal
▶ Pages 331–332

Table Components (for Simple Tables)

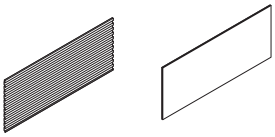

Desk-Mounted Screens
▶ Page 333

Jenny Tables

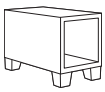

End Table
▶ Page 336

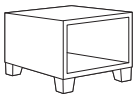

Coffee Table
▶ Page 336

Alight

Tables:

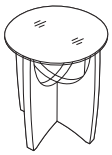

End Table
▶ Page 337



Coffee Table
▶ Page 337

Bassline Tables

▶Specifying, pages 322 – 326

Overall table height is 13" including the legs, spacer, and table top.

Tables tops are ¾" thick.

Edge finish is specified (not defaulted). Self edge for veneer tops and 3 mm for laminate tops.

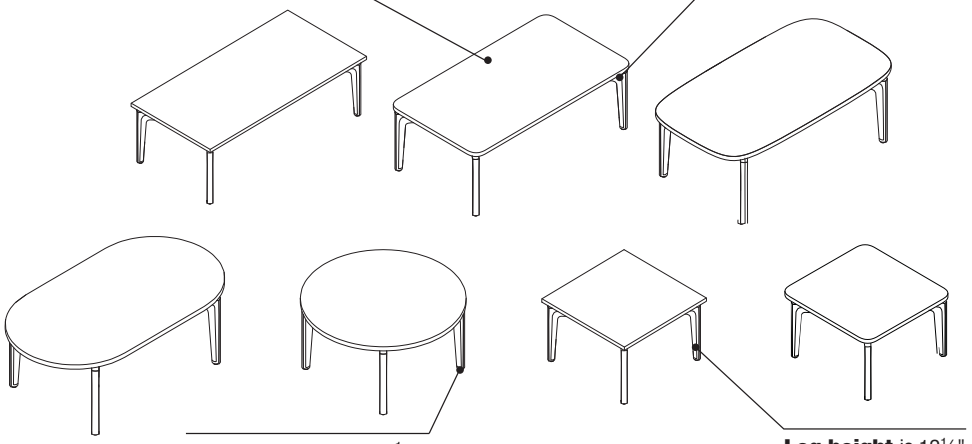

Leveling glides have ½" adjustability range to install tables on uneven floors.

Leg height is 12¼".

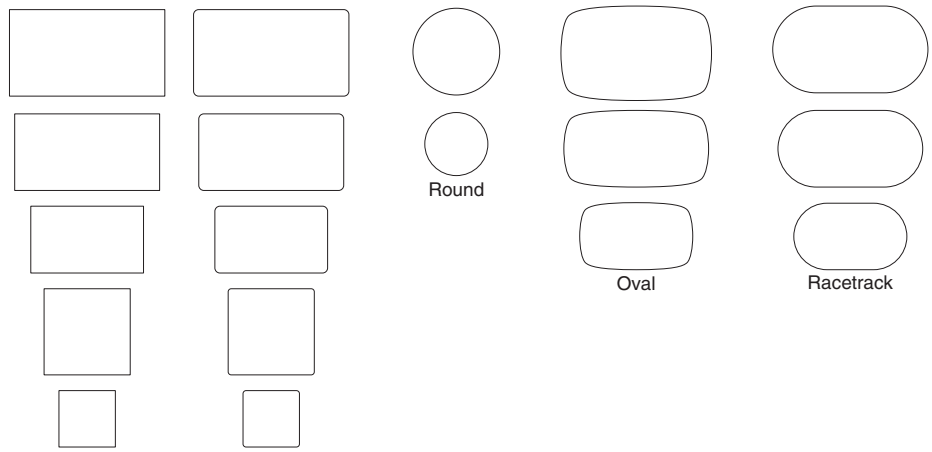

Actual Dimensions

	Square and Rectangular	Round	Oval	Racetrack
Depth	18⅞", 20", 24", and 28¾"	N.A.	20", 24", and 28¾"	20", 24", and 28¾"
Width	18⅞", 28¾", 36", 54", and 60"	N.A.	36", 54", and 60"	36", 54", and 60"
Diameter	N.A.	25" and 39"	N.A.	N.A."

Product Details

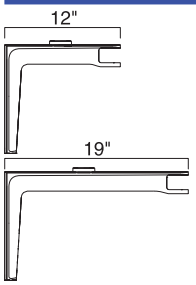

Leg size, short or long, is automatically determined by the table shape and size specified. Leg height is 12¼".

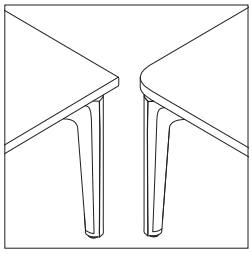

Square and rectangular tables have options for rounded corners or squared corners.

Bassline tables and Bivi Rumble Seat legs share the same visual aesthetic.
▶See page 72 for Bivi Rumble Seat information.

Surface Materials

Table tops
- Low-Pressure Laminate
- High-Pressure Laminate
- Open-Line laminate
- Wood veneer

Legs
- Paint

Bassline Base–Only Table

Bassline enables you to personalize your table with a custom top and make it your own.

The base-only table comes with a black ¾" Low-Pressure Laminate (LPL) platform in the shape specified. Adhere your custom top to the platform using the provided 3M™ hook and loop fasteners.

Design Considerations:

- Overhang Guidelines
  - Your custom top may not have any edge extend more than 5" in any direction from the standard sizes for square, rectangular, oval, and racetrack tables.
  - Your custom top may not have any edge extend more than 2" in any direction from the standard sizes for the round table.
- Fully assembled tables support a maximum weight of 800 pounds. This includes the weight of your custom top and any items put on the table.
- Your custom top must be secured to the platform using the provided 3M hook and loop fasteners.
- The platform is a shadow underneath your custom top and is 4" less than the standard sizes.

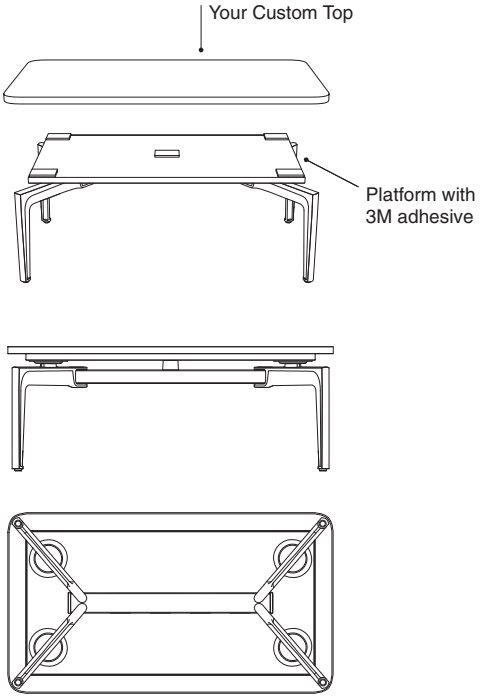

Your Custom Top for Square, Rectangular, Oval, and Racetrack Bases Allows for 5" Overhang in Any Direction

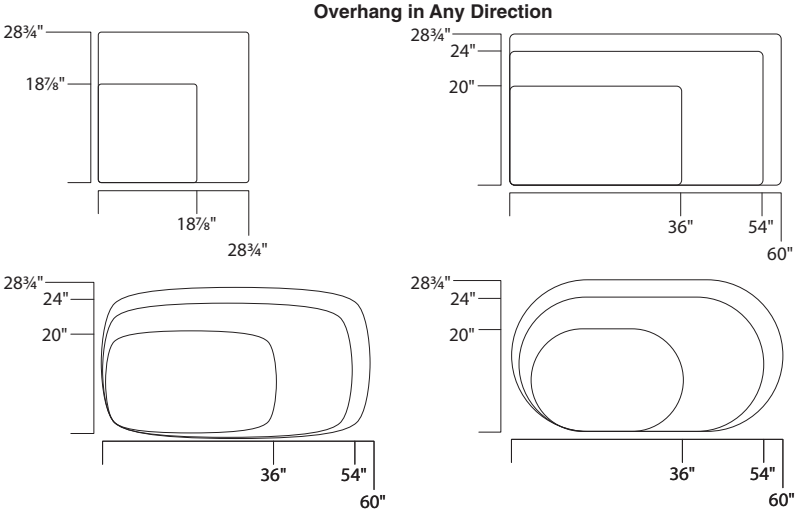

Your Custom Top for Round Bases Allows for 2" Overhang in Any Direction

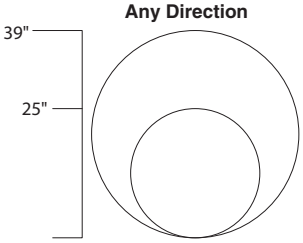

Simple Tables

▶ Specifying, page 330

Table tops are 1⅛" thick with edge band color default to match laminate.

Rectangular table tops come with two crowned edges on longer sides.

Casters are available as an option on square and rectangular post leg tables. Come in a package of four (two locking and two non-locking).

Tables are 28½" H.

Post legs are 1½" in diameter and come standard with glides. The glide is 1½" long and provides 1" of leveling.

Square table tops come with all four edges crowned.

41"H base is used to create standing-height tables in cafeterias or general meeting spaces.
▶ Specifying, page 332

Table tops are 1⅛" thick with edge band color default to match laminate.

Base is 22"W x 22"D.

Glides are standard but not adjustable.

Simple lounge pedestal table is 25½"H to work well with Campfire lounges or Bivi Rumble Seat.
▶ Specifying, page 331

Column is 2¾" in diameter.

Base is 15"W x 23"D.

Table Component Facts

Simple Tables

▶Specifying, page 333

Screens can be attached above the worksurface to the left, right, and rear sides of table desks.

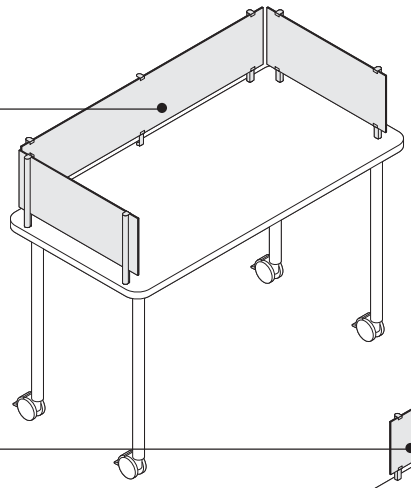

Screen attaches to the rear of rectangular table desk top.

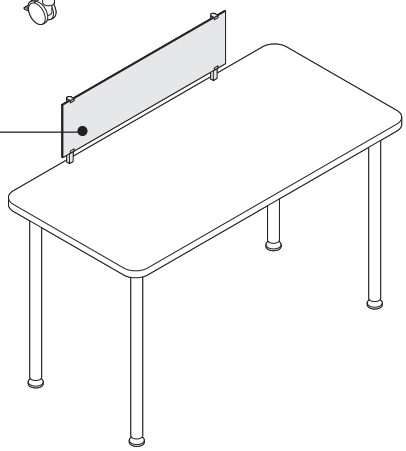

Product Details

Screens, 6" smaller than table desks, do not extend full width or full depth of worksurface.

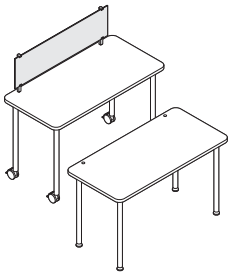

Table desk tops are shipped without screen holes. To attach screens, holes must be drilled on site using the supplied template. Plugs are available through Service Parts (TS5YGMTSR) when screens are not in use and have been removed from the top.

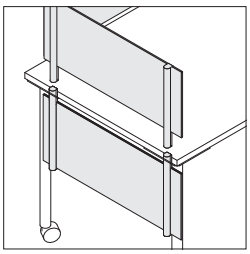

Screen attaches above the worksurface for use as a privacy panel or below the worksurface for use as a modesty panel. Mounting brackets, ordered separately, must be used when attaching screens above and below a worksurface.
▶Page 334

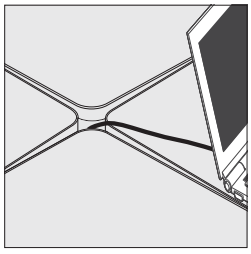

Rectangular and square table tops offer slightly crowned edges that leave a gap to allow power cord routing when two or more tables are used together.
▶Specifying, page 330

Bassline Square and Rectangular Tables

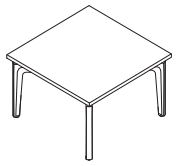

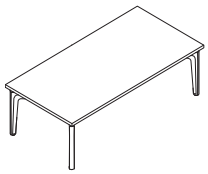

Tip: Overall table height is 13" including the legs and table top.

	Standard Includes	Required to Specify
▶Need help? Product details, page 318	• ¾"-thick table top: Low-Pressure Laminate • 3 mm edge band: plastic • Legs: paint price group 1 • Glides * Ships ready to assemble	1 Style number 2 Size (see below under Required Selections) 3 Corner type (see below under Required Selections) 4 Laminate color number for table top 5 Plastic color number for edge band 6 Paint color number for legs 7 Options, if selected (see below) ▶See *Surface Materials,* page 338.

	Required Selections	U.S Price	Required to Specify
Size	• 18⅞"D x 18⅞"W	Prices at right	Specify size.
	• 20"D x 36"W	Prices at right	Specify size.
	• 28¾"D x 28¾"W	Prices at right	Specify size.
	• 24"D x 54"W	Prices at right	Specify size.
	• 28¾"D x 60"W	Prices at right	Specify size.
Corner Type	• Rounded corners	No cost	Specify *with rounded corners.*
	• Square corners	No cost	Specify *with square corners.*

	Options	U.S Price	Required to Specify
Surface Materials	**Table top**		
	• High-Pressure Laminate		
	– 18⅞"D x 18⅞"W	+$ 65	Specify High-Pressure Laminate color number.
	– 20"D x 36"W	+$ 68	Specify High-Pressure Laminate color number.
	– 28¾"D x 28¾"W	+$ 68	Specify High-Pressure Laminate color number.
	– 24"D x 54"W	+$ 72	Specify High-Pressure Laminate color number.
	– 28¾"D x 60"W	+$ 75	Specify High-Pressure Laminate color number.
	• Open Line laminate	+$ 69 plus cost of laminate	▶See *Surface Materials Reference Manual.*
	• Wood veneer		
	– 18⅞"D x 18⅞"W	+$390	Specify wood color number.
	– 20"D x 36"W	+$405	Specify wood color number.
	– 28¾"D x 28¾"W	+$405	Specify wood color number.
	– 24"D x 54"W	+$429	Specify wood color number.
	– 28¾"D x 60"W	+$447	Specify wood color number.
	• Premium wood 2		
	– 18⅞"D x 18⅞"W	+$423	Specify Premium wood 2 finish number.
	– 20"D x 36"W	+$439	Specify Premium wood 2 finish number.
	– 28¾"D x 28¾"W	+$439	Specify Premium wood 2 finish number.
	– 24"D x 54"W	+$465	Specify Premium wood 2 finish number.
	– 28¾"D x 60"W	+$484	Specify Premium wood 2 finish number.
	• Premium wood 3		
	– 18⅞"D x 18⅞"W	+$455	Specify Premium wood 3 finish number.
	– 20"D x 36"W	+$473	Specify Premium wood 3 finish number.
	– 28¾"D x 28¾"W	+$473	Specify Premium wood 3 finish number.
	– 24"D x 54"W	+$501	Specify Premium wood 3 finish number.
	– 28¾"D x 60"W	+$522	Specify Premium wood 3 finish number.
	• Customiz stain	No cost	Specify *with Customiz stain.* ▶See *Surface Materials Reference Manual.*
	• Full-fill finish		
	– 18⅞"D x 18⅞"W	+$520	Specify full-fill finish number.
	– 20"D x 36"W	+$540	Specify full-fill finish number.
	– 28¾"D x 28¾"W	+$540	Specify full-fill finish number.
	– 24"D x 54"W	+$572	Specify full-fill finish number.
	– 28¾"D x 60"W	+$596	Specify full-fill finish number.

Tip: Wood veneer tables have matching flat veneer profile edges.

▶**Options, continued on next page**.

For Canadian Pricing
Multiply U.S. Price by the Canadian price factor.
▶See page 1 for details.

▶**Options, continued from previous page**

	Options	U.S Price	Required to Specify
Surface Materials, continued	**Legs**		
	• Paint price group 1	No cost	Specify paint color number.
	• Paint price group 2	+$ 35	Specify paint color number.
	• Paint price group 3	+$ 70	Specify paint color number.
	• Lux Coatings	+$200	Specify Lux Coatings color number.

Specification Information

Style Number	Dimensions D	W	U.S. Base Price
TSBLNTRS	18⅞"	18⅞"	$650
	20"	36"	$675
	28¾"	28¾"	$675
	24"	54"	$715
	28¾"	60"	$745

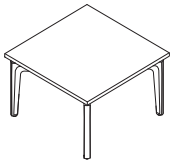

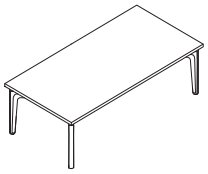

For Canadian Pricing
Multiply U.S. Price by the Canadian price factor.
▶See page 1 for details.

Bassline Round Tables

	Standard Includes	Required to Specify
▶Need help? Product details, page 318	• ¾"-thick table top: Low-Pressure Laminate • 3 mm edge band: plastic • Legs: paint price group 1 • Glides • Ships ready to assemble	1 Style number 2 Size (see below under Required Selections) 3 Laminate color number for table top 4 Plastic color number for edge band 5 Paint color number for legs 6 Options, if selected (see below) ▶See *Surface Materials,* page 338.

	Required Selections	U.S Price	Required to Specify
Size	• 25" Diameter	Prices below	Specify size.
	• 39" Diameter	Prices below	Specify size.

	Options	U.S Price	Required to Specify
Surface Materials	**Table top**		
	• High-Pressure Laminate		
	– 25" Diameter	+$ 65	Specify High-Pressure Laminate color number.
	– 39" Diameter	+$ 71	Specify High-Pressure Laminate color number.
	• Open Line laminate	+$ 69 plus cost of laminate	▶See *Surface Materials Reference Manual.*
	• Wood veneer		
	– 25" Diameter	+$390	Specify wood color number.
	– 39" Diameter	+$423	Specify wood color number.
	• Premium wood 2		
	– 25" Diameter	+$423	Specify Premium wood 2 finish number.
	– 39" Diameter	+$458	Specify Premium wood 2 finish number.
	• Premium wood 3		
	– 25" Diameter	+$455	Specify Premium wood 3 finish number.
	– 39" Diameter	+$494	Specify Premium wood 3 finish number.
	• Customiz stain	No cost	Specify *with Customiz stain.* ▶See *Surface Materials Reference Manual.*
	• Full-fill finish		
	– 25" Diameter	+$520	Specify full-fill finish number.
	– 39" Diameter	+$564	Specify full-fill finish number.
	Legs		
	• Paint price group 1	No cost	Specify paint color number.
	• Paint price group 2	+$ 35	Specify paint color number.
	• Paint price group 3	+$ 70	Specify paint color number.
	• Lux Coatings	+$200	Specify Lux Coatings color number.

Tip: Wood veneer tables have matching flat veneer profile edges.

Specification Information

Style Number	Diameter	U.S. Base Price
TSBLNTRD	25"	$650
	39"	$705

For Canadian Pricing
Multiply U.S. Price by the Canadian price factor.
▶See page 1 for details.

Bassline Oval Tables

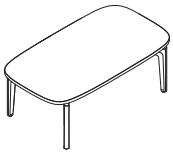

	Standard Includes	Required to Specify
▶Need help? Product details, page 318	• ¾"-thick table top: Low-Pressure Laminate • 3 mm edge band: plastic • Legs: paint price group 1 • Glides • Ships ready to assemble	1 Style number 2 Size (see below under Required Selections) 3 Laminate color number for table top 4 Plastic color number for edge band 5 Paint color number for legs 6 Options, if selected (see below) ▶See *Surface Materials,* page 338.

	Required Selections	U.S Price	Required to Specify
Size	• 20"D x 36"W	Prices below	Specify size.
	• 24"D x 54"W	Prices below	Specify size.
	• 28¾"D x 60"W	Prices below	Specify size.

	Options	U.S Price	Required to Specify
Surface Materials	**Table top**		
	• High-Pressure Laminate		
	– 20"D x 36"W	+$ 71	Specify High-Pressure Laminate color number.
	– 24"D x 54"W	+$ 75	Specify High-Pressure Laminate color number.
	– 28¾"D x 60"W	+$ 78	Specify High-Pressure Laminate color number.
	• Open Line laminate	+$ 69 plus cost of laminate	▶See *Surface Materials Reference Manual.*
	• Wood veneer		
	– 20"D x 36"W	+$428	Specify wood color number.
	– 24"D x 54"W	+$450	Specify wood color number.
	– 28¾"D x 60"W	+$469	Specify wood color number.
	• Premium wood 2		
	– 20"D x 36"W	+$464	Specify Premium wood 2 finish number.
	– 24"D x 54"W	+$488	Specify Premium wood 2 finish number.
	– 28¾"D x 60"W	+$508	Specify Premium wood 2 finish number.
	• Premium wood 3		
	– 20"D x 36"W	+$500	Specify Premium wood 3 finish number.
	– 24"D x 54"W	+$526	Specify Premium wood 3 finish number.
	– 28¾"D x 60"W	+$548	Specify Premium wood 3 finish number.
	• Customiz stain	No cost	Specify *with Customiz stain.* ▶See *Surface Materials Reference Manual.*
	• Full-fill finish		
	– 20"D x 36"W	+$571	Specify full-fill finish number.
	– 24"D x 54"W	+$601	Specify full-fill finish number.
	– 28¾"D x 60"W	+$626	Specify full-fill finish number.
	Legs		
	• Paint price group 1	No cost	Specify paint color number.
	• Paint price group 2	+$ 35	Specify paint color number.
	• Paint price group 3	+$ 70	Specify paint color number.
	• Lux Coatings	+$200	Specify Lux Coatings color number.

Tip: Wood veneer tables have matching flat veneer profile edges.

Specification Information

Style Number	Dimensions D	Dimensions W	U.S. Base Price
TSBLNTOV	20"	36"	$714
	24"	54"	$751
	28¾"	60"	$782

For Canadian Pricing
Multiply U.S. Price by the Canadian price factor.
▶See page 1 for details.

Bassline Racetrack Tables

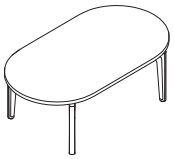

▶Need help? Product details, page 318

Standard Includes	Required to Specify
• ¾"-thick table top: Low-Pressure Laminate • 3 mm edge band: plastic • Legs: paint price group 1 • Glides • Ships ready to assemble	1 Style number 2 Size (see below under Required Selections) 3 Laminate color number for table top 4 Plastic color number for edge band 5 Paint color number for legs 6 Options, if selected (see below) ▶See *Surface Materials,* page 338.

	Required Selections	U.S Price	Required to Specify
Size	• 20"D x 36"W	Prices below	Specify size.
	• 24"D x 54"W	Prices below	Specify size.
	• 28¾"D x 60"W	Prices below	Specify size.

	Options	U.S Price	Required to Specify
Surface Materials	**Table top**		
	• High-Pressure Laminate		
	– 20"D x 36"W	+$ 71	Specify High-Pressure Laminate color number.
	– 24"D x 54"W	+$ 75	Specify High-Pressure Laminate color number.
	– 28¾"D x 60"W	+$ 78	Specify High-Pressure Laminate color number.
	• Open Line laminate	+$ 69 plus cost of laminate	▶See *Surface Materials Reference Manual.*
	• Wood veneer		
	– 20"D x 36"W	+$428	Specify wood color number.
	– 24"D x 54"W	+$450	Specify wood color number.
	– 28¾"D x 60"W	+$469	Specify wood color number.
	• Premium wood 2		
	– 20"D x 36"W	+$464	Specify Premium wood 2 finish number.
	– 24"D x 54"W	+$488	Specify Premium wood 2 finish number.
	– 28¾"D x 60"W	+$508	Specify Premium wood 2 finish number.
	• Premium wood 3		
	– 20"D x 36"W	+$500	Specify Premium wood 3 finish number.
	– 24"D x 54"W	+$526	Specify Premium wood 3 finish number.
	– 28¾"D x 60"W	+$548	Specify Premium wood 3 finish number.
	• Customiz stain	No cost	Specify *with Customiz stain.* ▶See *Surface Materials Reference Manual.*
	• Full-fill finish		
	– 20"D x 36"W	+$571	Specify full-fill finish number.
	– 24"D x 54"W	+$601	Specify full-fill finish number.
	– 28¾"D x 60"W	+$626	Specify full-fill finish number.
	Legs		
	• Paint price group 1	No cost	Specify paint color number.
	• Paint price group 2	+$ 35	Specify paint color number.
	• Paint price group 3	+$ 70	Specify paint color number.
	• Lux Coatings	+$200	Specify Lux Coatings color number.

Tip: Wood veneer tables have matching flat veneer profile edges.

Specification Information

Style Number	Dimensions D	Dimensions W	U.S. Base Price
TSBLNTRT	20"	36"	$714
	24"	54"	$751
	28¾"	60"	$782

For Canadian Pricing
Multiply U.S. Price by the Canadian price factor.
▶See page 1 for details.

Bassline Base–Only Tables

	Standard Includes	Required to Specify
▶Need help? Product details, page 319	• ¾" black Low-Pressure Laminate platform with 3 mm edgeband • Base: paint price group 1 • Glides • Hook and loop fasteners • Hardware pack	1 Style number 2 Size (see below under Required Selections) 3 Paint color number for base 4 Options, if selected (see below) ▶See *Surface Materials,* page 338.

Tip: Base-only tables have one additional size (22"D x 44"W) for rectangular, oval, and racetrack shapes as compared to the standard tables.

Tip: The platform is a shadow underneath your custom top and is 4" less than the standard sizes.

Required Selections	U.S Price	Required to Specify
Square/Rectangular Tables		
• 18⅞"D x 18⅞"W	Prices below	Specify size.
• 28¾"D x 28¾"W	Prices below	Specify size.
• 20"D x 36"W	Prices below	Specify size.
• 22"D x 44"W	Prices below	Specify size.
• 24"D x 54"W	Prices below	Specify size.
• 28¾"D x 60"W	Prices below	Specify size.
Round Tables		
• 25" Diameter	Prices below	Specify size.
• 39" Diameter	Prices below	Specify size.
Oval Tables		
• 20"D x 36"W	Prices at right	Specify size.
• 22"D x 44"W	Prices at right	Specify size.
• 24"D x 54"W	Prices at right	Specify size.
• 28¾"D x 60"W	Prices at right	Specify size.
Racetrack Tables		
• 20"D x 36"W	Prices at right	Specify size.
• 22"D x 44"W	Prices at right	Specify size.
• 24"D x 54"W	Prices at right	Specify size.
• 28¾"D x 60"W	Prices at right	Specify size.

	Options	U.S Price	Required to Specify
Surface Materials	**Base**		
	• Paint price group 1	No cost	Specify paint color number.
	• Paint price group 2	+$ 35	Specify paint color number.
	• Paint price group 3	+$ 70	Specify paint color number.
	• Lux Coatings	+$200	Specify Lux Coatings color number.

Specification Information

• Style Number	• Dimensions D (Diameter for Round)	W	• U.S. Base Price

Square/Rectangular Tables

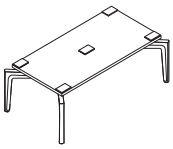

TSBLNBRSM	18⅞"	18⅞"	$618
	28¾"	28¾"	$642
	20"	36"	$642
	22"	44"	$680
	24"	54"	$695
	28¾"	60"	$709

Round Tables

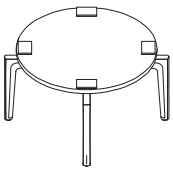

TSBLNBRDM	25"	N.A.	$618
	39"	N.A.	$670

▶**Specification Information, continued on next page**

▶**Specification Information, continued from previous page**

Specification Information

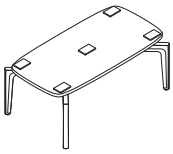

Oval Tables

Style Number	Dimensions D	Dimensions W	U.S. Base Price
TSBLNBOVM	20"	36"	$678
	22"	44"	$713
	24"	54"	$728
	28¾"	60"	$743

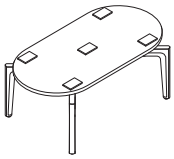

Racetrack Tables

Style Number	Dimensions D	Dimensions W	U.S. Base Price
TSBLNBRTM	20"	36"	$678
	22"	44"	$713
	24"	54"	$728
	28¾"	60"	$743

For Canadian Pricing
Multiply U.S. Price by the Canadian price factor.
▶See page 1 for details.

Simple Tables

Square Table

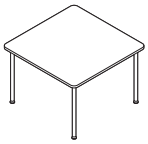

	Standard Includes	Required to Specify
▶Need help? Product details, page 320	• 1⅛" thick table top: Low-Pressure Laminate (LPL) • Edge band: default color to match laminate • Post legs: paint price group 1 • Glides	1 Style number 2 Low-Pressure Laminate color number for table top 3 Paint color number for legs 4 Options, if selected (see below) ▶See *Surface Materials,* page 338.

	Options	U.S Price	Required to Specify
Surface Materials	**High-Pressure Laminate table top**		
	• High-Pressure Laminate	+$ 51	Specify High-Pressure Laminate color number. ▶See *Surface Materials,* page 338.
	Post Legs		
	• Paint price group 1	No cost	Specify paint color number.
	• Paint price group 2	No cost	Specify paint color number.
	• Paint price group 3	+$103	Specify paint color number.
Casters	• Four casters (two locking and two non-locking)	+$ 42	Specify *with four casters.*

Specification Information

Dimensions D	W	H	Style Number	U.S. Base Price
42"	42"	28½"	**TS4W4242**	$526

Rectangular Tables

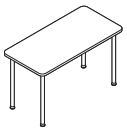

	Standard Includes	Required to Specify
▶Need help? Product details, page 320	• 1⅛" thick table top: Low-Pressure Laminate (LPL) • Edge band: default color to match laminate • Post legs: paint price group 1 • Glides	1 Style number 2 Low-Pressure Laminate color number for table top 3 Paint color number for legs 4 Options, if selected (see below) ▶See *Surface Materials,* page 338.

	Options	U.S Price	Required to Specify
Surface Materials	**High-Pressure Laminate table top**		
	• High-Pressure Laminate		
	24"D x 48"W	+$ 29	Specify High-Pressure Laminate color number.
	30"D x 60"W	+$ 40	▶See *Surface Materials,* page 338.
	Post Legs		
	• Paint price group 1	No cost	Specify paint color number.
	• Paint price group 2	No cost	Specify paint color number.
	• Paint price group 3	+$103	Specify paint color number.

Specification Information

Dimensions D	W	H	Style Number	U.S. Base Price
24"	48"	28½"	**TS4W2448**	$466
30"	60"	28½"	**TS4W3060**	$547

For Canadian Pricing
Multiply U.S. Price by the Canadian price factor.
▶See page 1 for details.

Round Table

Tip: Glides are 1½" long and provide 1" of leveling.

Standard Includes	Required to Specify
▶Need help? Product details, page 320 • 1⅛" thick table top: Low-Pressure Laminate (LPL) • Edge band: default color to match laminate • Post legs: paint price group 1 • Glides	1 Style number 2 Low-Pressure Laminate color number for table top 3 Paint color number for legs 4 Options, if selected (see below) ▶See *Surface Materials,* page 338.

	Options	U.S Price	Required to Specify
Surface Materials	**High-Pressure Laminate table top**		
	• High-Pressure Laminate	+$ 51	Specify High-Pressure Laminate color number. ▶See *Surface Materials,* page 338.
	Post Legs		
	• Paint price group 1	No cost	Specify paint color number.
	• Paint price group 2	No cost	Specify paint color number.
	• Paint price group 3	+$103	Specify paint color number.

Specification Information

Dimensions Dia.	H	Style Number	U.S. Base Price
42"	28½"	**TS4WRND42**	$526

Lounge Pedestal Table

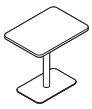

Standard Includes	Required to Specify
▶Need help? Product details, page 320 • 1⅛" thick table top: Low-Pressure Laminate (LPL) • Edge band: default color to match laminate • Pedestal base: paint price group 1	1 Style number 2 Low-Pressure Laminate color number for table top 3 Paint color number for pedestal base 4 Options, if selected (see below) ▶See *Surface Materials,* page 338.

	Options	U.S Price	Required to Specify
Surface Materials	**High-Pressure Laminate table top**		
	• High-Pressure Laminate	+$16	Specify High-Pressure Laminate color number. ▶See *Surface Materials,* page 338.
	Post Legs		
	• Paint price group 1	No cost	Specify paint color number.
	• Paint price group 2	No cost	Specify paint color number.
	• Paint price group 3	+$92	Specify paint color number.

Specification Information

Dimensions D	W	H	Style Number	U.S. Base Price
22"	30"	25½"	**TS4WLNGE**	$568

For Canadian Pricing
Multiply U.S. Price by the Canadian price factor.
▶See page 1 for details.

Stand-Up Pedestal Tables

	Standard Includes	Required to Specify
▶Need help? Product details, page 320	• 1⅛" thick table top: Low-Pressure Laminate (LPL) • Edge band: default color to match laminate • Post legs: paint price group 1 • Glides	1 Style number 2 Low-Pressure Laminate color number for table top 3 Paint color number for legs 4 Options, if selected (see below) ▶See *Surface Materials,* page 338.

	Options	U.S Price	Required to Specify
Surface Materials	**High-Pressure Laminate table top**		
	• High-Pressure Laminate	+$ 38	Specify High-Pressure Laminate color number. ▶See *Surface Materials,* page 338.
	Post Legs		
	• Paint price group 1	No cost	Specify paint color number.
	• Paint price group 2	No cost	Specify paint color number.
	• Paint price group 3	+$113	Specify paint color number.

Specification Information

Dimensions D/Dia.	W	H	Style Number	U.S. Base Price

Square Stand-Up Table

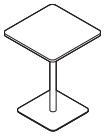

30"	30"	42"	**TS4WCAFE3030**	$631

Round Stand-Up Table

30"		42"	**TS4WCAFERND30**	$631

For Canadian Pricing
Multiply U.S. Price by the Canadian price factor.
▶See page 1 for details.

Table Components

Desk-Mounted Screens

For Use Above or Below the Worksurface

	Standard Includes	Required to Specify
▶ Need help? Product details, page 321	• Translucent screen, if selected: 6505 Frosted White • Slatwall screen, if selected: paint price group 1	1 Style number 2 Paint color number for slatwall screen, if selected 3 Options, if selected (see below) ▶ See *Surface Materials,* page 338.

	Options	U.S. Price	Required to Specify
Surface Materials	**Slatwall screen**		
	• Paint price group 1	No cost	Specify paint color number.
	• Paint price group 2	+$16	Specify paint color number.
Related Products	• Mounting brackets		▶ Page 334
	• Privacy-modesty adapters		▶ Page 334

Tip: Mounting brackets must be ordered with screens.

Specification Information

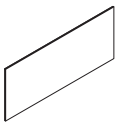

Translucent Screens

Dimensions D	W	H	Style Number	U.S. Base Price
¼"	18"	12"	**TS5YTS1218**	$145
¼"	27"	12"	**TS5YTS1227**	$157
¼"	30"	12"	**TS5YTS1230**	$170
¼"	36"	12"	**TS5YTS1236**	$200
¼"	44"	12"	**TS5YTS1244**	$243
¼"	60"	12"	**TS5YTS1260**	$254
¼"	18"	18"	**TS5YTS1818**	$157
¼"	27"	18"	**TS5YTS1827**	$201
¼"	30"	18"	**TS5YTS1830**	$256
¼"	36"	18"	**TS5YTS1836**	$285
¼"	44"	18"	**TS5YTS1844**	$297
¼"	60"	18"	**TS5YTS1860**	$329

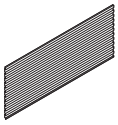

Slatwall Screens

¼"	18"	12"	**TS5YSL1218**	$180
¼"	26¾"	12"	**TS5YSL1226**	$224
¼"	30"	12"	**TS5YSL1230**	$241
¼"	36"	12"	**TS5YSL1236**	$265
¼"	43½"	12"	**TS5YSL1244**	$296
¼"	60"	12"	**TS5YSL1260**	$347

For Canadian Pricing
Multiply U.S. Price by the Canadian price factor.
▶ See page 1 for details.

Screen Mounting Brackets

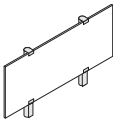

Tip: Package of three mounting brackets is to be used with 60"W screens only. Package of two mounting brackets is for use with all other applications.

Standard Includes	Required to Specify
▶ Need help? Product details, page 321 • Mounting brackets and hardware: paint price group 1	1 Style number 2 Paint color number for mounting brackets and hardware 3 Options, if selected (see below) ▶ See *Surface Materials,* page 338.

	Options	U.S. Price	Required to Specify
Surface Materials	• Paint price group 1	No cost	Specify paint color number.
	• Paint price group 2	+$10	Specify paint color number.

Specification Information

Dimensions D	W	H	Style Number	U.S. Base Price
Package of Two Mounting Brackets				
1½"	2"	15"	**TS5YMB212**	$149
1½"	3"	21"	**TS5YMB218**	$165
Package of Three Mounting Brackets				
1½"	2"	15"	**TS5YMB312**	$198
1½"	3"	21"	**TS5YMB318**	$205

Privacy-Modesty Adapters

Standard Includes	Required to Specify
• Package of two privacy-modesty adapters	Style number

Specification Information

Tip: Order privacy-modesty adapter when attaching one screen directly above or below another.

Height	Style Number	U.S. Price
4"	**TS5YMBADP**	$22

For Canadian Pricing
Multiply U.S. Price by the Canadian price factor.
▶ See page 1 for details.

Power Access and Cable Management

Skeleton Bone Wire Manager

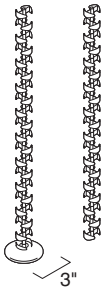

Standard Includes	Required to Specify
• Wire manager: black plastic • Attachment hardware	Style number

Specification Information

Dimensions D	W	H	Style Number	U.S. Price
Skeleton Bone Wire Manager				
1½"	1⅜"	38"	**TS5SKLBNE**	$173
Skeleton Bone Wire Manager Extension				
1½"	1⅜"	36"	**TS5SKEXT**	$148

Wire Manager

Tip: Attaches under worksurfaces with screws or around leg.

Standard Includes	Required to Specify
• Package of four wire managers • Attachment package	Style number

Specification Information

Dimensions D	W	H	Style Number	U.S. Price
½"	8"	½"	**TS5LEGCLP**	$49

For Canadian Pricing
Multiply U.S. Price by the Canadian price factor.
▶ See page 1 for details.

Jenny Occasional Tables

Tip: There may be sheen or texture differences when using Low-Pressure Laminate and High-Pressure Laminate in adjacent applications. Please use caution when mixing and matching different worksurface types.

Tip: Brushed aluminum legs are adjustable and have ¾" of height adjustment.

	Standard Includes	Required to Specify
▶ Need help? Product details, page 270	• Table: Low-Pressure Laminate (LPL) or High-Pressure Laminate (HPL) • 3 mm edge band: plastic • Legs with glides: black plastic • Tables ship ready to assemble	1 Style number 2 Low-Pressure Laminate or High-Pressure Laminate color number for table top, as appropriate 3 Plastic edge band color number for table 4 Low-Pressure Laminate color number for sides and base of table 5 Options, if selected ▶ See *Surface Materials,* page 338.

	Options	U.S. Price	Required to Specify
Surface Materials	**High-Pressure Laminate worksurfaces**		
	• Open Line laminate	+$ 69 plus cost of laminate	▶ See *Surface Materials Reference Manual.*
	Legs		
	• Brushed aluminum legs	+$116	Specify *with brushed aluminum legs.*
	• Solid wood legs	+$155	Specify *with solid wood legs* and select 3412 Natural Cherry, 3522 Clear Maple, or 3762 Dark Walnut.
Legs	• Low foot	No cost	Specify *with low foot.*

Tip: Low foot option reduces overall table height to 15".

Specification Information

Dimensions D	W	H	Style Number LPL	U.S. Base Price	Style Number HPL	U.S. Base Price
End Table						
26½"	13½"	17"	**TS31415L**	$340	**TS31415H**	$376
Coffee Table						
26½"	26½"	17"	**TS31416L**	$463	**TS31416H**	$499

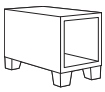

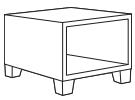

For Canadian Pricing
Multiply U.S. Price by the Canadian price factor.
▶ See page 1 for details.

Alight Lounge

Occasional Tables

alright Lounge

Tip: Due to natural variations in wood, finished products may vary in color, texture and grain.

Tip: Finish 3522 Clear Maple is a clear coat and therefore the natural variations in wood will be visible.

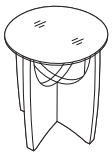

Standard Includes	Required to Specify
• Table: maple veneer base • 3 mm edge band to match table • Clear glass top • Glides	1 Style number 2 Wood color number for base ▶See *Surface Materials,* page 338.

Specification Information

Dimensions D	W	H	Style Number	U.S. Price
End Table				
18"	18"	23"	**TS34410T**	$615
Coffee Table				
30"	30"	17"	**TS34411T**	$793

For Canadian Pricing
Multiply U.S. Price by the Canadian price factor.
▶See page 1 for details.

Surface Materials

▶For Surface Materials matrices for all product lines, see page 379.

Laminate

Steelcase Surfaces

Low-Pressure Laminate

Applies to:
- Bassline tables

Fiber Laminate
2L50 Vanadium Fiber
2L52 Tungsten Fiber

Metallic Laminate
2L03 Brushed Silver

Solid Laminate
247L Black
2L30 Arctic White
2L83 Seagull
2L85 Dune
2LMG Merle

Woodgrain Laminate
25L1 Winter on Maple
25L5 Virginia Walnut
25L6 Blackwood
25L8 Clear Walnut
25L9 Warm Oak Ⓔ
262L Marbled Maple
264L Chocolate Walnut
267L Marbled Cherry
26L1 Natural Cherry
2L09 Clear Maple
2LAN Ash Noce
2LAT Acacia
2LAW Ash Wenge
2LBN Bisque Noce
2LBW Bisque Wenge
2LCN Clay Noce
2LCW Clay Wenge
2LSN Storm Noce
2LSW Storm Wenge

Applies to:
- Jenny End Table
- Jenny Coffee Table

Fiber Laminate
2L50 Vanadium Fiber LPL
2L52 Tungsten Fiber LPL

Metallic Laminate
2L03 Brushed Silver LPL

Solid Laminate
247L Black V2 LPL
2L30 Arctic White LPL
2L83 Seagull LPL
2L85 Dune LPL

Tip: Established finishes are available for delivery in 15 business days.

Ⓔ = Established

Woodgrain Laminate
25L1 Winter on Maple LPL
25L5 Virginia Walnut LPL
25L6 Blackwood LPL
25L8 Clear Walnut LPL
25L9 Warm Oak LPL Ⓔ
262L Marbled Maple LPL
264L Chocolate Walnut LPL
267L Marbled Cherry V2 LPL
26L1 Natural Cherry V2 LPL
2L09 Clear Maple LPL
2LAK Clear Oak LPL
2LAN Ash Noce LPL
2LAT Acacia LPL
2LAW Ash Wenge LPL
2LBN Bisque Noce LPL
2LBW Bisque Wenge LPL
2LCN Clay Noce LPL
2LCW Clay Wenge LPL
2LSN Storm Noce LPL
2LSW Storm Wenge LPL

Applies to:
- Simple tables top

246L Mahogany LPL
247L Black V2 LPL
24L0 Graphite Walnut LPL
25L1 Winter on Maple LPL
25L5 Virginia Walnut LPL
25L6 Blackwood LPL
25L8 Clear Walnut LPL
25L9 Warm Oak LPL
262L Marbled Maple LPL
264L Chocolate Walnut LPL
265L Marbled Cherry LPL
267L Marbled Cherry V2 LPL
26L1 Natural Cherry V2 LPL
275L Warm White LPL
2L03 Brush Silver LPL
2L09 Clear Maple LPL
2L30 Arctic White LPL
2L50 Vanadium Fiber LPL
2L52 Tungsten Fiber LPL
2L83 Seagull LPL
2L84 Milk LPL
2L85 Dune LPL
2LAK Clear Oak LPL
2LAN Ash Noce LPL
2LAT Acacia LPL
2LAW Ash Wenge LPL
2LBN Bisque Noce LPL
2LBW Bisque Wenge LPL
2LCN Clay Noce LPL
2LCW Clay Wenge LPL
2LMG Merle LPL
2LSN Storm Noce LPL
2LSW Storm Wenge LPL

Steelcase Surfaces

High-Pressure Laminate

Applies to:
- Bassline tables

Fiber Laminate
2850 Vanadium Fiber
2851 Rhyme Fiber Ⓔ
2852 Tungsten Fiber
2854 Vellum Fiber
2859 Novell Fiber
2860 Granite Fiber
2861 Coconut Fiber
2862 Stucco Fiber

Metallic Laminate
2503 Brushed Silver

Micro Laminate
2920 Marl Micro
2921 Gypsum Micro
2922 Clay Micro
2923 Shadow Micro Ⓔ

Patina Laminate
2870 Blonde Bronze Patina
2871 Blackened Bronze Patina
2873 Instant Iron Patina

Solid Laminate
2722 Cream Ⓔ
2730 Arctic White
2746 Black
2759 Warm White Ⓔ
2811 Mist Ⓔ
2883 Seagull
2884 Milk
2885 Dune
2HMG Merle

Speckle Laminate
2820 Coffee Speckle
2822 Woodrose Speckle Ⓔ
2823 Driftwood Speckle
2824 Smloke Speckle
2825 Vanadium Speckle

Woodgrain Laminate
2406 Clear Cherry
2409 Clear Maple
2410 Graphite Walnut
2412 Natural Cherry
2422 Medium Cherry
2511 Winter on Maple
2535 Virgina Walnut
2536 Blackwood
2538 Clear Walnut
2539 Warm Oak Ⓔ
2592 Blonde on Maple
2612 Marble Maple
2614 Chocolate Walnut
2615 Marble Cherry
2714 Natural Walnut on Walnut
2772 Medium Mahogany on Walnut Ⓔ
2HAK Clear Oak
2HAN Ash Noce
2HAT Acacia
2HAW Ash Wenge
2HBN Bisque Noce
2HBW Bisque Wenge
2HCN Clay Noce
2HCW Clear Wenge
2HSN Storm Noce
2HSW Storm Wenge

Applies to:
- Jenny End Table
- Jenny Coffee Table
- Simple tables top

Fiber Laminate
2850 Vanadium Fiber
2851 Rhyme Fiber Ⓔ
2852 Tungsten Fiber
2854 Vellum Fiber
2859 Novell Fiber
2860 Granite Fiber
2861 Coconut Fiber
2862 Stucco Fiber

Metallic Laminate
2503 Brushed Silver

Micro Laminate
2920 Marl Micro
2921 Gypsum Micro
2922 Clay Micro
2923 Shadow Micro Ⓔ

Patina Laminate
2870 Blonde Bronze Patina
2871 Blackened Bronze Patina
2873 Instant Iron Patina

Solid Laminate
2722 Cream Ⓔ
2730 Arctic White
2746 Black
2759 Warm White Ⓔ
2811 Mist Ⓔ
2883 Seagull
2884 Milk
2885 Dune

Speckle Laminate
2820 Coffee Speckle
2822 Woodrose Speckle Ⓔ
2823 Driftwood Speckle
2824 Smoke Speckle
2825 Vanadium Speckle

Woodgrain Laminate
2406 Clear Cherry
2412 Natural Cherry
2422 Medium Cherry
2511 Winter on Maple
2538 Clear Walnut
2539 Warm Oak Ⓔ
2592 Blonde on Maple
2714 Natural Walnut
2772 Medium Mahogany on Walnut Ⓔ
2HAK Clear Oak
2HAN Ash Noce
2HAT Acacia
2HAW Ash Wenge
2HBN Bisque Noce
2HBW Bisque Wenge
2HCN Clay Noce
2HCW Clear Wenge
2HSN Storm Noce
2HSW Storm Wenge

turnstone Laminate Collection
2535 Virginia Walnut
2536 Blackwood
2612 Marbled Maple
2614 Chocolate Walnut
2615 Marbled Cherry

Tip: Some wood veneer finishes and woodgrain laminates share the same name. Because of the difference in materials, veneers and laminates of the same name are not an exact match but do coordinate with each other.

Select Surfaces

High-Pressure Laminate

Applies to:
- Jenny End Table
- Jenny Coffee Table
- Simple tables top
- Bassline tables

Textured Woodgrain Laminate
2TH2 Fawn Cypress
2TH3 Weathered Char
2TH4 Saddle Oak
2TH5 Veranda Teak
2TH6 Persian Cherry
2TH7 Walnut Heights

Custom Surfaces

Open Line Laminate (OLL)

This service allows you to order non-standard laminate at an additional processing fee of $69 U.S. per worksurface or top, plus the cost of the laminate.

When processing orders for Open Line laminate on turnstone products, specify 2900 in the laminate finish field and enter the OLL manufacturer information. Enter the required edge finish as you would a standard laminate.

Edge color for the Open Line laminate on turnstone products must be determined by the dealer and customer before orders can be entered. Specify appropriate 2K finish number. *Tip: Standard laminates being used in the Open Line laminate program to obtain a different edge detail will be charged the Open Line laminate upcharge; however, no additional charges for the laminate will be applied.*

Laminate Approval and Material Requirements
To confirm whether a particular laminate has already been tested for use on a specific Steelcase product or to determine material square foot requirements:
- Visit *www.steelcase.com*

For additional information, refer to the *Steelcase Surface Materials Reference Manual*.

Tip: Established finishes are available for delivery in 15 business days.

Ⓔ = Established

Plastic

Steelcase Surfaces

Applies to:
- Bassline tables
- Jenny End Table edge band
- Jenny Coffee Table edge band

6000 Black
6001 Coffee
6009 Arctic White
6034 Natural Cherry
6036 Medium Cherry
6037 Winter on Maple
6038 Blonde on Maple
6041 Natural Walnut
6045 Medium Mahogany on Walnut Ⓔ
6052 Milk
6053 Seagull
6213 Acacia
6219 Clear Oak
6234 Clear Cherry
6237 Clear Maple
6242 Virginia Walnut
6243 Blackwood
6245 Clear Walnut
6246 Warm Oak Ⓔ
6249 Platinum Solid
6527 Merle
6615 Grey V5
6619 Ice Ⓔ
6631 Cream
6635 Dawn Ⓔ
6636 Mist
6654 Sand
6655 Warm White
6676 Marbled White
6677 Chocolate Walnut
6678 Marbled Cherry
6689 Brushed Silver Ⓔ
6694 Slate
6695 Midnight
6697 Fog
6698 Fieldstone
6703 Ash Wenge
6704 Storm Wenge
6705 Bisque Wenge
6706 Clay Wenge
6707 Ash Noce
6708 Bisque Noce
6709 Clay Noce
6710 Storm Noce

Applies to:
- Bassline tables

6231 Graphite Walnut
6271 Plywood

Applies to:
- Translucent screens

6505 Frosted White

Select Surfaces

Applies to:
- Bassline tables
- Jenny End Table edge band
- Jenny Coffee Table edge band

6T02 Fawn Cypress
6T03 Weathered Char
6T04 Saddle Oak
6T05 Veranda Teak
6T06 Persian Cherry
6T07 Walnut Heights

Wood

Steelcase Surfaces

Applies to:
- Bassline tables

Veneer
Veneers are matched for proper balance and consistency. Veneers are available flat cut or quarter cut, except for Oak, which is rift cut. Refer to the *Surface Materials Reference Manual* for descriptions of each cut.

Open-pore finish is a medium gloss finish that leaves the wood grain texture visible to the eye and distinguishable to the touch.

Flat-cut open-pore finish choices
3062 FC/OP Graphite Walnut
3402 FC/OP Clear Cherry (Aged)
3412 FC/OP Natural Cherry Ⓔ
3422 FC/OP Medium Cherry
3442 FC/OP MS-Medium Cherry
3522 FC/OP Clear Maple*
3572 FC/OP Amber on Maple Ⓔ
3582 FC/OP Winter on Maple
3592 FC/OP Blonde on Maple
3702 FC/OP Clear Walnut
3712 FC/OP Natural Walnut
3722 FC/OP Dark Mahogany on Walnut
3752 FC/OP Medium Walnut
3762 FC/OP Dark Walnut
3772 FC/OP Medium Mahogany on Walnut

Quarter-cut open-pore finish choices
3042 QC/OP Ash*
3222 QC/OP Clear Maple*
3272 QC/OP Amber on Maple Ⓔ
3292 QC/OP Blonde on Maple
3302 QC/OP Clear Walnut
3312 QC/OP Natural Walnut
3322 QC/OP Dark Mahogany on Walnut
3352 QC/OP Medium Walnut
3362 QC/OP Dark Walnut
3372 QC/OP Medium Mahogany on Walnut

Rift-cut open-pore finish choices
3602 RC/OP Desert Oak
3612 RC/OP Warm Oak Ⓔ
3692 RC/OP Espresso Oak

Surface Materials, continued

Full-fill finish is a medium-gloss finish that completely fills the grain texture, yet allows the grain pattern to be seen. The wood has a lustrous, satiny look, and it is smooth to the touch. This finish is available on the wood worksurface or top only. *Tip: For ease of specification, full-fill finish codes can be selected on other veneer components being used in settings with full-fill veneer worksurfaces. The other components will not have the final fill coat applied, but the finish color will be consistent with the full-fill worksurfaces.*

Flat-cut full-fill finish choices
3064 FC/FF Graphite Walnut
3404 FC/FF Clear Cherry (Aged)
3414 FC/FF Natural Cherry E
3424 FC/FF Medium Cherry
3524 FC/FF Clear Maple*
3544 FC/FF Blonde on Maple
3574 FC/FF Amber on Maple E
3704 FC/FF Clear Walnut
3714 FC/FF Natural Walnut
3724 FC/FF Dark Mahogany on Walnut
3754 FC/FF Medium Walnut
3764 FC/FF Dark Walnut
3774 FC/FF Medium Mahogany on Walnut

Quarter-cut full-fill finish choices
3224 QC/FF Clear Maple*
3274 QC/FF Amber on Maple E
3294 QC/FF Blonde on Maple
3304 QC/FF Clear Walnut
3314 QC/FF Natural Walnut
3324 QC/FF Dark Mahogany on Walnut
3354 QC/FF Medium Walnut
3364 QC/FF Dark Walnut
3374 QC/FF Medium Mahogany on Walnut
3384 QC/FF Graphite Walnut

Rift-cut full-fill finish choices
3604 RC/FF Desert Oak
3614 RC/FF Warm Oak E
3694 RC/FF Espresso Oak

**To ensure an understanding of the color ranges and characteristic variations of natural veneer, a sign-off sheet is required prior to orders being accepted for this clear-coat finish. The sign-off sheet is available through Steelcase advertising stock. Please use form number 09-0000756 for 3042, form number 05-0001370 for 3222 and 3224.*

Tip: Established finishes are available for delivery in 15 business days.

E = Established

Premium Veneers
A selection of Premium veneers in this collection are available on most Steelcase brand products. The collection will be available as close to standard leadtimes as possible. However, because adequate supplies of veneer and solids must be secured, all orders will be scheduled individually. Leadtimes will vary based on Premium veneer and Premium solids availability at the time the order is placed. The collection is Graded-In as Wood Group 2 and Wood Group 3, and supported like standard veneers to make ordering easy. Please see the Steelcase surface materials section on *village.steelcase.com* for sample information and product line availability. All premium veneers are in clear-coat.

Quarter-cut open-pore finish choices
Wood Group 2
3032 QC/OP Dark Thin Line Bamboo
3052 QC/OP Ribbon Sapele

Wood Group 3
3832 QC/OP Figured Anegre
3842 QC/OP Figured Makore

Tip: Full-fill finish is not available on premium veneers as a standard.

**To ensure an understanding of the color ranges and characteristic variations of natural veneer, a sign-off sheet is required prior to orders being accepted for this clear-coat finish. The sign-off sheet is available through Steelcase advertising stock. Please use form number 09-0000755 for 3032, form number 09-0000757 for 3052, form number 09-0000758 for 3832, and form number 09-0000759 for 3842.*

Select Surfaces

For information on products within Select Surfaces, including accent paints and fabrics from Designtex, Gabriel, Kvadrat, and Pollack, please refer to the *Surface Materials Reference Manual* or visit steelcase.com/surface-materials under the Select Surfaces section.

Composite Veneer
Composite veneers are an engineered wood intended to create specific grain patterns and characteristics. They are pre-stained and fi nished with Steelcase's Clarity water-borne UV topcoat, which protects the environment while providing durability and clarity. Only open-pore fi nishes are available on composite wood. Composite veneer and matching edge bands are available on most Steelcase brand products. Composites, for us as a solid nosing substitute, are not available. Steelcase does not recommend mixing composite veneers with natural solid nosings because composite and natural wood grain and color matching are rarely compatible. Composite veneers are Graded-In as Wood Group 1 pricing.

Flat-cut open-pore finish choices
3JDX FC/OP Oak Composite
3JFX FC/OP Maple Composite
3JHX FC/OP Cherry Composite
3JJX FC/OP Walnut Composite

Quarter-cut open-pore finish choices
3F8X QC/OP European Walnut Composite
3GAX QC/OP Gold Teak Composite
3GFX QC/OP Rosewood Composite
3GGX QC/OP Zebrano Composite
3HGX QC/OP Oak Composite
3HVX QC/OP Walnut Composite
3JEX QC/OP Maple Composite
3JGX QC/OP Cherry Composite

Planked Veneer
Planked veneer is available in the Select Surfaces offering. Planked veneer may have extended leadtimes. Place your order as you normally would for any other finish, calling out the appropriate finish code.

The following finishes are available through the planked veneer offering:

Wood Group 1
3P61 OP Planked Oak
3P71 OP Planked Walnut

Tip: Known for its uniqueness, planked veneer has intentional and natural variations that include, but are not limited to: character marks, grain pattern, color, and natural color aging.

Custom Surfaces

Customiz stain is a service that allows you to create your own stain colors and finishes on standard veneer. Customiz stain color is available on all product lines that offer wood veneer.

A $500 stain-matching fee applies on CUSTOMIZ requests (Exception: The $500 fee does not apply on matches to Coalesse standard finishes or for a low-gloss finish request on a standard color). The $500 fee covers the cost of formulating the Customiz color finish and applies regardless of whether or not an order for product is placed.

In addition, an approval form must be signed to indicate customer acceptance of Customiz match. A $1,500 initiation fee will be charged prior to first order entry. This initiation fee activates the finish for unlimited use on any Steelcase product for an 18 month time period. After the 18 month time period has lapsed, the Customiz finish may be reactivated for another 18 months for a $1,000 fee at any point within five years after the $1,500 initiation fee was paid. If the finish is not reactivated within five years after the $1,500 initiation fee was paid, the finish will be culled and the customer will need to pay the $1,500 initiation fee again. All style number related Customiz charges products are no cost as of April 2014. The matching and initiation fees are not discountable.

Customiz stain takes 10 days to formulate. Consult the *Surface Materials Reference Manual* for more information. Custom veneers are also available and must be quoted by Steelcase specials group. Customiz stain on custom veneers takes 2 to 4 weeks to formulate.

Requirements and information on ordering a Customiz stain color are found in the *Surface Materials Reference Manual*.

Applies to:
- Jenny Wood legs
- Alight tables

3412 Natural Cherry Ⓔ
3522 Clear Maple
3762 Dark Walnut

Tip: Due to natural variations in wood, finished products may vary in color, texture, and grain.

Select Surfaces

For information on products within Select Surfaces, including accent paints and fabrics from Designtex, Gabriel, Kvadrat, and Pollack, please refer to the *Surface Materials Reference Manual* or visit *www.steelcase.com/surface-materials* under the Select Surfaces section.

Applies to:
- Alight tables

Planked Veneer
Planked veneer is available in the Select Surfaces offering. Planked veneer may have extended leadtimes. Place your order as you normally would for any other finish, calling out the appropriate finish code.

The following finishes are available through the planked veneer offering:

Wood Group 1
3P61 OP Planked Oak
3P71 OP Planked Walnut

Tip: Known for its uniqueness, planked veneer has intentional and natural variations that include, but are not limited to: character marks, grain pattern, color, and natural color aging.

Tip: Established finishes are available for delivery in 15 business days.

Ⓔ = Established

Paint

Steelcase Surfaces

Applies to:
- Screen mounting brackets
- Slatwall screens

Price Group 1

7207 Black
7225 Sand
7241 Arctic White
7243 Seagull

Price Group 2

4750 Champagne Metallic
4798 Sterling Metallic
4799 Platinum Metallic
7246 Midnight Metallic

Applies to:
- Bassline tables

Price Group 1

Smooth Paint
4242 Milk

Textured Paint
7207 Black
7225 Sand
7236 Fog
7237 Slate
7238 Fieldstone
7239 Midnight
7241 Arctic White
7243 Seagull
7250 Sterling Dark Solid
7278 Dark Bronze
7360 Merle

Price Group 2

Standard Paint
0835 Black
4140 Arctic White Gloss
4144 Black Gloss

Metallic Paint
4728 Nickel Metallic
4743 Mineral Metallic
4744 Pearl Metallic
4750 Champagne Metallic
4752 Steel Metallic
4788 Gold Dust Metallic
4798 Sterling Metallic
4799 Platinum Metallic
4803 Near Black Metallic

Textured Metallic
7245 Carbon Metallic
7246 Midnight Metallic

Applies to:
- Simple tables post legs
- Simple tables pedestal base

Price Group 1

Smooth Paint
4242 Milk

Textured Paint
7207 Black
7225 Sand
7230 Basalt
7236 Fog
7237 Slate
7238 Fieldstone
7239 Midnight
7241 Arctic White
7243 Seagull
7250 Sterling Dark Solid
7278 Dark Bronze
7360 Merle

Price Group 2

Standard Paint
0835 Black
4140 Arctic White Gloss

Metallic Paint
4728 Nickel Metallic
4743 Mineral Metallic
4744 Pearl Metallic
4750 Champagne Metallic
4752 Steel Metallic
4788 Gold Dust Metallic
4798 Sterling Metallic
4799 Platinum Metallic
4803 Near Black Metallic

Textured Metallic Paint
7245 Carbon Metallic
7246 Midnight Metallic

Steelcase Surfaces

Price Group 3

Accent Paint
Accent paints allow you to choose from a pre-matched color palette of trend driven colors. Accent paints listed below follow the same instructions for PerfectMatch paints without the PerfectMatch registration fee. Refer to the Surface Materials Reference Manual for more information about this program.

Custom Surfaces

Perfect Match

PerfectMatch is a service that allows you to create your own paint color. Refer to the *Surface Materials Reference Manual* for more information about this program.

Price Group 3

4990 PerfectMatch Paint

Select Surfaces

Lux Coatings

4B20 Obsidian
4B22 Matte Brass
4B23 Burnished Bronze
4B24 Night Bronze
4B25 Matte Copper

Worktools and Height-Adjustable Desks

Statement of Line 344

Organizational Worktools

Slatwall

Freestanding Slatwall Stanchions 350
Slatwall Tiles 351
Slatwall Panel-Mount Brackets 352
Slatwall Wall-Mount Brackets 352

SlatRail

Freestanding SlatRail Stanchions 353
SlatRail 354
SlatRail Panel-Mount Brackets 355
SlatRail Wall-Mount Brackets 355

Slatwall, SlatRail, and Freestanding Worktools

Letter Tray 356
Binder Holder 356
Hanging Brackets 357
Pen/Pencil Cup 357
Double Square Dish 358
Personal Shelf 358
Telephone Caddy 359
Utility Hook 359
Flat Top Hanger 360

SOTO Worktools

Rails 361
Cableways 363
Shelves 364
Pile Box 365
Landscape Letter Box 365
Tool Box 365
Diagonal File Box 365
Utility Box 366
Personal Box 366
Storage Box, Set of Three 366

Lighting

SOTO LED Lights 367
Mini SOTO LED Light 367

Computer Support Tools

Keyboard Assemblies

Stella Keyboard Assemblies 368
Lift and Lock Keyboard Assemblies 369

Technology Worktools and Cable Management

Freestanding In-Line Document Support 370
Adjustable Foot Rest 370
Vertical Non-Locking CPU Cradle 370
Vertical Processor Sling 371
CPU Trolley 371

Flat Panel Monitor Arms and Supports

Eyesite Flat Panel Arm Support Assemblies 372
Eyesite Mounting Bracket 374
CF Series Flat Panel Monitor Arms and Supports 374
FYI Single Flat Panel Monitor Arm and Supports with Mounting Brackets 377

Height-Adjustable Desks

Series 5 Height-Adjustable Worksurfaces 378

Statement of Line

Slatwall

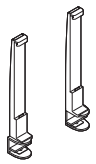

Specifying
▶ Page 350

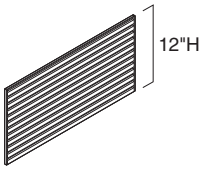

Specifying
▶ Page 351

Freestanding Slatwall Stanchions

Slatwall Tiles

	24"W	30"W	36"W	42"W	45"W	48"W	60"W
12"H	●	●	●	●	●	●	●

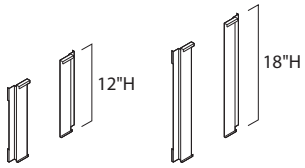

Specifying
▶ Page 352

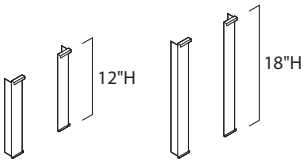

Specifying
▶ Page 352

Slatwall Panel-Mount Brackets

12"H	18"H
●	●

Slatwall Wall-Mount Brackets

12"H	18"H
●	●

SlatRail

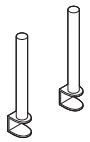

Specifying
▶ Page 353

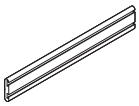

Specifying
▶ Page 354

Freestanding SlatRail Stanchions

SlatRail

24"W	30"W	36"W	42"W	45"W	48"W	60"W
●	●	●	●	●	●	●

Specifying
▶ Page 355

Specifying
▶ Page 355

SlatRail Panel-Mount Brackets

SlatRail Wall-Mount Brackets

Slatwall, SlatRail, and Freestanding Worktools

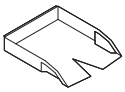

10” Portrait Letter Tray
Specifying
▶ Page 356

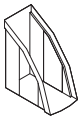

Binder Holder
Specifying
▶ Page 356

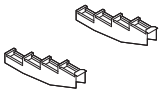

Hanging Brackets
Specifying
▶ Page 357

Pen/Pencil Cup
Specifying
▶ Page 357

Double Square Dish
Specifying
▶ Page 358

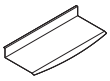

Personal Shelf
Specifying
▶ Page 358

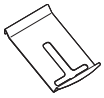

Telephone Caddy
Specifying
▶ Page 359

Utility Hook
Specifying
▶ Page 359

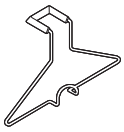

Flat Top Hanger
Specifying
▶ Page 360

SOTO Worktools



Specifying
▶ Page 361

SOTO Rails

28"W	34"W	40"W	46"W	52"W	58"W	64"W
●	●	●	●	●	●	●

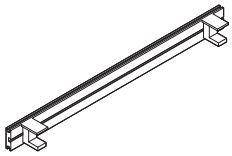

Specifying
▶ Page 362

SOTO Rails For Use with Tour

52"W	58"W	64"W
●	●	●

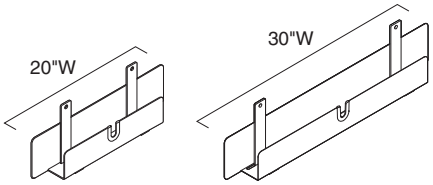

Specifying
▶ Page 363

SOTO Cableways

20"W	30"W
●	●

SOTO Worktools, continued

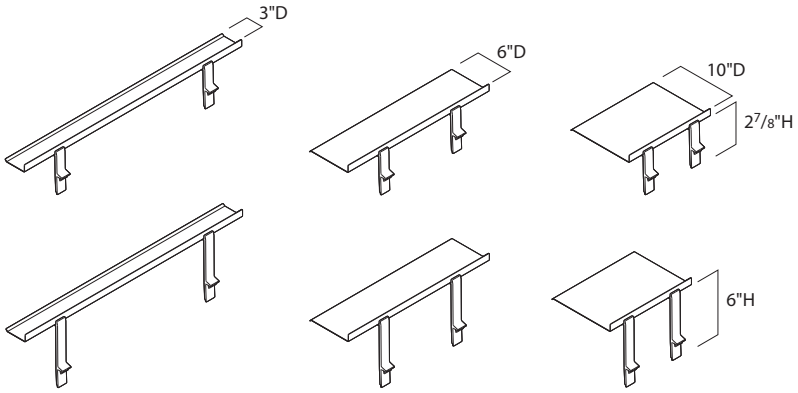

Specifying
▶ Page 364

SOTO Shelves

	14"W	24"W	36"W
3"D	●		●
6"D	●	●	
10"D	●	●	

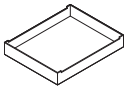

SOTO Pile Box
Specifying
▶ Page 365

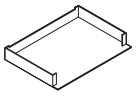

SOTO Landscape Letter Box
Specifying
▶ Page 365

SOTO Tool Box
Specifying
▶ Page 365

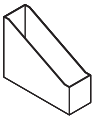

SOTO Diagonal File Box
Specifying
▶ Page 365

SOTO Utility Box
Specifying
▶ Page 366

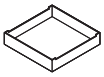

SOTO Personal Box
Specifying
▶ Page 366

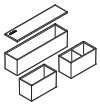

SOTO Storage Boxes Set of Three
Specifying
▶ Page 366

Lighting

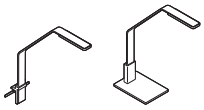

SOTO LED Lights
Specifying
▶ Page 367

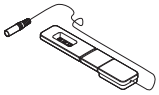

Mini SOTO LED Light
Specifying
▶ Page 367

Stella Standard Keyboard Assemblies

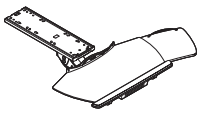

Slider Keyboard Platform with Stella Mechanism
Specifying
▶ Page 368

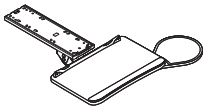

Jules Keyboard Platform with Stella Mechanism
Specifying
▶ Page 368

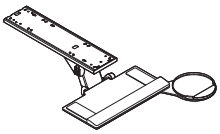

19" Keyboard Platform with Lift and Lock Mechanism
Specifying
▶ Pages 369-375

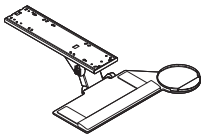

Enviro Keyboard Platform with Lift and Lock Mechanism
Specifying
▶ Pages 369-375

Technology Worktools and Cable Management

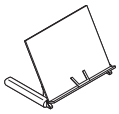

Freestanding In-Line Document Support
Specifying
▶ Page 370

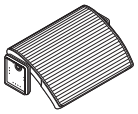

Adjustable Foot Rest
Specifying
▶ Page 370

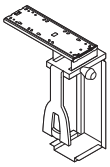

Vertical Non-Locking CPU Cradle
Specifying
▶ Page 370

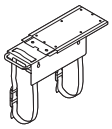

Vertical Processor Freestanding Sling
Specifying
▶ Page 371

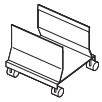

CPU Trolley
Specifying
▶ Page 371

Eyesite Flat Panel Monitor Arm Support Assemblies

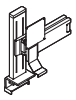

Eyesite Single Display Support
Specifying
▶ Page 372

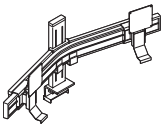

Eyesite Adjustable Dual Display Support
Specifying
▶ Page 372

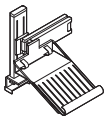

Eyesite Single Laptop Support
Specifying
▶ Page 373

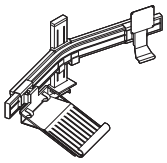

Eyesite Dual Laptop Support
Specifying
▶ Page 373

Eyesite Mounting Bracket

Bivi Bracket
Specifying
▶ Page 374

CF Series Flat Panel Monitor Arms and Supports

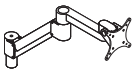

Standard Arm
Specifying
▶ Page 374

Single Flat Panel Monitor Pole Mount with Arm
Specifying
▶ Page 375

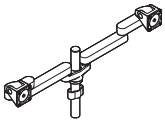

Dual Flat Panel Monitor Pole Mount with Arm
Specifying
▶ Page 375

Desk-Clamp/Grommet Bracket
Specifying
▶ Page 376

Through-Mount Bracket
Specifying
▶ Page 376

FYI Flat Panel Monitor Arm

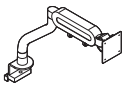

FYI Single Flat Panel Monitor Arm and Supports with Mounting Brackets
Specifying
▶ Page 377

Series 5 Height-Adjustable Worksurfaces

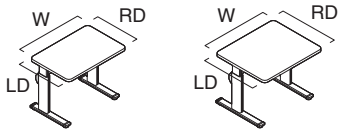

Specifying
▶ Page 378

Rectangular Worksurfaces

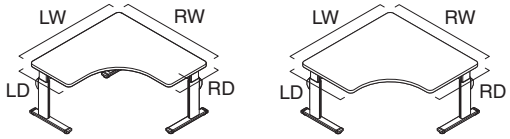

Specifying
▶ Page 378

90° Equal Worksurfaces

Slatwall

Freestanding Slatwall Stanchions

For Use on Worksurfaces 3/4" to 2" thick

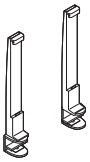

Tip: Positions top of Slatwall a fixed height of 15½" above mounting surface.

Tip: Slatwall can overhang stanchions up to 12".

Tip: Worksurface/table must be able to support 60 lb.

Tip: Stanchion cannot be used in a corner application or on a glass surface.

Tip: Requires 18"D work-surface and uses 2" surface footprint.

Tip: Freestanding Slatwall stanchion is for use with 12"H tiles only.

Standard Includes	Required to Specify
• Pair of Slatwall: paint • Non-marring rubber feet	1 Style number 2 Paint color number for slatwall brackets: 0835 Black 4750 Champagne 4799 Platinum

Related Products	
• Slatwall tiles	▶ Page 351

Specification Information

Dimensions D	W	H	Weight	Style Number	U.S. Price
3"	3½"	16"	3.5 lb	**WFCS**	$149

For Canadian Pricing
Multiply U.S. Price by the Canadian price factor.
▶ See page 1 for details.

Slatwall Tiles



Tip: Total dimensions of worktools specified should not exceed Slatwall dimensions.

Tip: Slatwall is not dedicated to the exact panel width; a 12" overhang is acceptable.

Tip: Two Slatwall tiles cannot be used in a corner application.

Tip: Tiles require a minimum worksurface depth of 18" for stability.

Tip: A clearance of 2" is required under worksurface to accommodate C-clamp.

Tip: Tiles cannot be used on glass, bullnose, knife edge, or other non-standard work-surface edges.

Tip: Supports up to 60 lb.

Tip: Slatwall is 1/8" shorter than stated without end caps installed.

Standard Includes	Required to Specify
• Slatwall tile: paint	1 Style number 2 Paint color number for slatwall tile: 0835 Black 4799 Platinum 4750 Champagne

Related Products	
• Slatwall brackets	▶ Page 352
• Freestanding Slatwall stanchions	▶ Page 349
• Slatwall and SlatRail worktools	▶ Pages 356-360

Specification Information

Dimensions D	Dimensions W	Dimensions H	Weight	Style Number	U.S. Price
12"H Tiles					
1/2"	24"	12"	4 1/2 lb	**WS24**	$119
1/2"	30"	12"	5 7/10 lb	**WS30**	$133
1/2"	36"	12"	6 4/5 lb	**WS36**	$149
1/2"	42"	12"	8 lb	**WS42**	$173
1/2"	45"	12"	8 1/2 lb	**WS45**	$185
1/2"	48"	12"	9 1/10 lb	**WS48**	$198
1/2"	60"	12"	11 2/5 lb	**WS60**	$247

For Canadian Pricing
Multiply U.S. Price by the Canadian price factor.
▶ See page 1 for details.

Slatwall Brackets

Tip: Wall-mount brackets must be mounted to a wall stud.

Tip: Brackets for use with 42"H panels cannot be used with transaction top worksurfaces.

Tip: Allow for 5¼" clearance on each end of the work-surface when mounting on c:scape desks.

Standard Includes	Required to Specify
• Pair of slatwall brackets: paint	1 Style number 2 Paint color number for slatwall brackets: 0835 Black 4750 Champagne 4799 Platinum

Related Products	
• Slatwall tiles	▶ Page 351

Specification Information

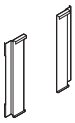

12"H Panel-Mount Brackets

Dimensions W	Dimensions H	Weight	Style Number	U.S. Price
For Use with Answer and Kick				
2"	12⅓"	2 lb	**WSWANS**	$38
For Use with Avenir and Series 9000				
2"	12⅓"	2 lb	**WSWUSA**	$38
For Use with Answer and Kick 42"H Panels				
2"	12⅓"	2 lb	**WSW42AN**	$74

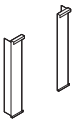

Wall-Mount Brackets

12"H Standard				
2"	12⅓"	2 lb	**WSWM**	$38

For Canadian Pricing
Multiply U.S. Price by the Canadian price factor.
▶ See page 1 for details.

SlatRail

Freestanding SlatRail Stanchions

For Use on Worksurfaces and Materials ½" to 1¾" thick

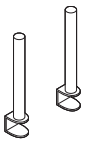

Tip: Positions top of SlatRail a fixed height of 12¾" above mounting surface.

Tip: Worksurface/table must be able to support 100 lb.

Tip: Stanchion cannot be used in a corner application or on a glass surface.

Tip: Requires 18"D worksurface and uses 2½" surface footprint.

Tip: A clearance of 2" is required under worksurface to accommodate C-clamp.

Tip: Actual width of usaable SlatRail is 3⅛" less than stated when installed using freestanding stanchions.

Standard Includes	Required to Specify
• Pair of SlatRail stanchions: paint	1 Style number 2 Paint color number for SlatRail Stanchions: 0835 Black 4750 Champagne 4799 Platinum

Related Products	
• SlatRail	▶ Page 354

Specification Information

Dimensions D	Dimensions W	Dimensions H	Weight	Style Number	U.S. Price
1½"	1½"	13½"	4 lb	**WSRFS**	$130

For Canadian Pricing
Multiply U.S. Price by the Canadian price factor.
▶ See page 1 for details.

SlatRail

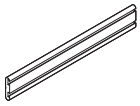

Tip: When mounting SlatRail with stanchions in combination with a cableway, see Worktools Compatibility Charts, *in the* Height-Adjustable Desks Specification Guide.

Tip: To determine appropriate SlatRail with stanchions width when mounting to height-adjustable worksurfaces, see Worktools Compatibility Charts, *in the* Height-Adjustable Desks Specification Guide.

Tip: SlatRail requires a minimum worksurface depth of 18" for stability.

Tip: Total dimensions of worktools specified should not exceed SlatRail dimensions.

Tip: Two SlatRails cannot be used in a corner application.

Tip: Not applicable on glass surfaces.

Tip: Actual width of usable SlatRail is 3 1/8" less than stated when installed using freestanding stanchions.

Tip: Supports up to 100 lb.

Standard Includes	Required to Specify
• SlatRail: paint	1 Style number 2 Paint color number for SlatRail: 0835 Black 4750 Champagne 4799 Platinum

Related Products

• Freestanding SlatRail stanchions	▶ Page 353
• SlatRail panel-mount brackets	▶ Page 355
• SlatRail wall-mount brackets	▶ Page 355
• Slatwall and SlatRail worktools	▶ Pages 356-360

Specification Information

Dimensions D	W	H	Weight	Style Number	U.S. Price
¾"	24"	4"	2 lb	**WSR24**	$ 70
¾"	30"	4"	3 lb	**WSR30**	$ 83
¾"	36"	4"	3 lb	**WSR36**	$ 95
¾"	42"	4"	3.5 lb	**WSR42**	$109
¾"	48"	4"	4 lb	**WSR48**	$121
¾"	60"	4"	4.5 lb	**WSR60**	$148

For Canadian Pricing
Multiply U.S. Price by the Canadian price factor.
▶ See page 1 for details.

SlatRail Panel-Mount Brackets

Tip: Answer, Avenir, Kick, Privacy Wall, and Series 9000 furniture systems accommodate the SlatRail panel-mount brackets.

Standard Includes	Required to Specify
• Pair of SlatRail panel-mount brackets: paint	1 Style number 2 Paint color number for SlatRail panel-mount brackets: 0835 Black 4750 Champagne Metallic 4799 Platinum Metallic

Related Products

• SlatRail	▶ Page 354

Specification Information

Dimensions W	Dimensions H	Weight	Style Number	U.S. Price
2½"	4½"	1.5 lb	**WSRU1**	$40

SlatRail Wall-Mount Brackets

Tip: Wall-mount brackets must be installed in a wall stud.

Standard Includes	Required to Specify
• Pair of SlatRail wall-mount brackets: paint	1 Style number 2 Paint color number for SlatRail wall-mount brackets: 0835 Black 4750 Champagne Metallic 4799 Platinum Metallic

Related Products

• SlatRail	▶ Page 354

Specification Information

Dimensions D	Dimensions W	Dimensions H	Weight	Style Number	U.S. Price
2¾"	¾"	4¾"	1.5 lb	**WSRW**	$40

For Canadian Pricing
Multiply U.S. Price by the Canadian price factor.
▶ See page 1 for details.

Slatwall, SlatRail, and Freestanding Worktools

Letter Tray

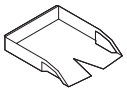

Tip: Trays do not interlock when installed on slatwall.

Standard Includes	Required to Specify
• Tray: plastic	1 Style number 2 Plastic color number for letter tray: 6000 Black 6009 Arctic White 6544 Frost 6545 Amber X10/17 6546 Rain

Related Products	
• Slatwall tiles	▶ Page 351
• SlatRail	▶ Page 354

Specification Information

Dimensions D	Dimensions W	Dimensions H	Weight	Style Number	U.S. Price
12½"	10³⁄₁₆"	2½"	1.5 lb	**WLTS**	$38

Binder Holder

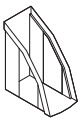

Tip: Binder holder requires 9½"H clearance under bins or shelves.

Standard Includes	Required to Specify
• Binder holder: plastic	1 Style number 2 Plastic color number for binder holder: 6000 Black 6009 Arctic White 6544 Frost 6545 Amber X10/17 6546 Rain

Related Products	
• Slatwall tiles	▶ Page 351
• SlatRail	▶ Page 354

Specification Information

Dimensions D	Dimensions W	Dimensions H	Weight	Style Number	U.S. Price
9⅛"	4¾"	11⅜"	1.2 lb	**WBHS**	$38

For Canadian Pricing
Multiply U.S. Price by the Canadian price factor.
▶ See page 1 for details.

X10/17 = Last order entry October 15, 2017

Hanging Brackets

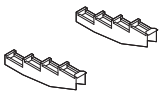

Tip: Hanging brackets not recommended for use on stanchion-mounted SlatRail or c:scape brackets mounted on SlatRail.

Tip: Hanging brackets require 6" clearance from top step of bracket to access files under bin and a 9" clearance from the bottom step to the top of worksurface to allow files to hang freely.

Tip: Hanging brackets are recommended using in pairs only. Brackets should not be shared when mounting multiple brackets side by side.

Standard Includes	Required to Specify
• Hanging brackets: plastic	1 Style number 2 Plastic color number for hanging brackets: 6000 Black 6009 Arctic White 6544 Frost 6545 Amber X10/17 6546 Rain

Related Products

- Slatwall tiles ▶ Page 351
- SlatRail ▶ Page 354

Specification Information

Dimensions D	W	H	Weight	Style Number	U.S. Price
9¾"	1½"	1¼"	1 lb	**WHB**	$38

Pen/Pencil Cup

Standard Includes	Required to Specify
• Pen/pencil cup: plastic	1 Style number 2 Plastic color number for pen/pencil cup: 6000 Black 6009 Arctic White 6544 Frost 6545 Amber X10/17 6546 Rain

Related Products

- Slatwall tiles ▶ Page 351
- SlatRail ▶ Page 354

Specification Information

Dimensions D	W	H	Weight	Style Number	U.S. Price
4"	3¼"	3⅝"	0.5 lb	**WPCS**	$38

For Canadian Pricing
Multiply U.S. Price by the Canadian price factor.
▶ See page 1 for details.

X10/17 = Last order entry October 15, 2017

Double Square Dish

Standard Includes	Required to Specify
• Double square dish: plastic • Attachment bracket	1 Style number 2 Plastic color number for square dish: 6000 Black 6009 Arctic White 6544 Frost 6545 Amber X10/17 6546 Rain

Related Products

• Slatwall tiles	▶ Page 351
• SlatRail	▶ Page 354

Specification Information

Dimensions D	Dimensions W	Dimensions H	Weight	Style Number	U.S. Price
4"	9¾"	1½"	0.5 lb	**WSQS**	$38

Personal Shelf

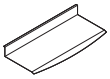

Standard Includes	Required to Specify
• Personal shelf: paint	1 Style number 2 Paint color number for personal shelf: 0835 Black 4750 Champagne 7018 Pewter

Related Products

• Slatwall tiles	▶ Page 351
• SlatRail	▶ Page 354

Specification Information

Dimensions D	Dimensions W	Weight	Style Number	U.S. Price
7⅛"	13½"	3 lb	**WSPS**	$43

For Canadian Pricing
Multiply U.S. Price by the Canadian price factor.
▶ See page 1 for details.

X10/17 = Last order entry October 15, 2017

Telephone Caddy

Tip: Telephone caddy is not compatible with Cisco phones.

Tip: 4¾" clearance required to install on Slatwall or SlatRail.

Standard Includes	Required to Specify
• Telephone caddy: paint	1 Style number 2 Paint color number for telephone caddy: 0835 Black 4750 Champagne 7018 Pewter

Related Products	
• Slatwall tiles	▶ Page 351
• SlatRail	▶ Page 354

Specification Information

Dimensions D	W	H	Weight	Style Number	U.S. Price
2"	8"	11"	6 lb	**WTCS**	$93

Utility Hook

Standard Includes	Required to Specify
• Utility hook: paint	1 Style number 2 Paint color number for utility hook: 0835 Black 4750 Champagne 7018 Pewter

Specification Information

Dimensions D	W	H	Weight	Style Number	U.S. Price
1¾"	3½"	2"	0.25 lb	**WHOOK**	$38

For Canadian Pricing
Multiply U.S. Price by the Canadian price factor.
▶ See page 1 for details.

Flat Top Hanger

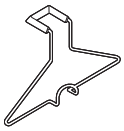

Tip: Maximum weight for hanger is 10 lb.

Standard Includes	Required to Specify
• Hanger: paint • Rubber sleeve	1 Style number 2 Paint color number for hanger: 0835 Black 4750 Champagne

Specification Information

Dimensions D	Dimensions W	Dimensions H	Weight	Style Number	U.S. Price
3"	15½"	7¾"	1 lb	**FTH**	$23

For Canadian Pricing
Multiply U.S. Price by the Canadian price factor.
▶ See page 1 for details.

SOTO Worktools

SOTO Rails



Standard Includes	Required to Specify
• Rail: 4799 Platinum	Style number

Related Products	
• SOTO worktools	▶ Pages 361-370
• SOTO shelves	▶ Page 364

Tip: Rails clamp to free-standing worksurfaces or material up to 2" thick. Rails are not applicable for glass surfaces.

Tip: Not applicable on glass surfaces.

Tip: Allow 1" clearance between worksurface and rail for cable management. Allow 2" for rail mount installed behind a worksurface, and 3¾" overall to install the rail.

Tip: Maximum weight load for rails is 2 lb per lineal inch.

Tip: Each clamp requires a 2" footprint above the work-surface, and a 3¼" clear-ance below the worksurface.

Tip: Rails require a minimum worksurface depth of 18" for stability.

Specification Information

Dimensions D	W	H	Weight	Style Number	U.S. Price
1"	28"	3¼"	4.6 lb	**DSR28**	$202
1"	34"	3¼"	5.2 lb	**DSR34**	$213
1"	40"	3¼"	5.75 lb	**DSR40**	$226
1"	46"	3¼"	6.3 lb	**DSR46**	$239
1"	52"	3¼"	6.9 lb	**DSR52**	$251
1"	58"	3¼"	7.5 lb	**DSR58**	$263
1"	64"	3¼"	8 lb	**DSR64**	$277

For Canadian Pricing
Multiply U.S. Price by the Canadian price factor.
▶ See page 1 for details.

SOTO Rails for use with Tour



Standard Includes	Required to Specify
• Rail: 4799 Platinum	Style number

Related Products	
• SOTO worktools	▶ Pages 361–370
• SOTO shelves	▶ Page 364

Tip: Allow 1" clearance between worksurface and rail for cable management. Allow 2" for rail mount installed behind a worksurface, and 3¾" overall to install the rail.

Tip: Maximum weight load for rails is 2 lb per lineal inch.

Tip: Each clamp requires a 2" footprint above the work-surface, and a 3¼" clearance below the worksurface.

Tip: Tour rails clamp to Tour Bench Troughs. Rails are not applicable for glass surfaces.

Tip: Rails require a minimum worksurface depth of 18" for stability.

Specification Information

Corresponding Table Top Width	Dimensions D	W	H	Weight	Style Number	U.S. Price
60"	1"	52"	3¼"	6.9 lb	**DSRT52**	$251
66"	1"	58"	3¼"	7.5 lb	**DSRT58**	$263
72"	1"	64"	3¼"	8 lb	**DSRT64**	$277

For Canadian Pricing
Multiply U.S. Price by the Canadian price factor.
▶ See page 1 for details.

SOTO Cableways

Tip: Cableway hangs fixed at 8" below the worksurface.

Standard Includes	Required to Specify
• Cableway: 4799 Platinum	Style number

Related Products	
• SOTO worktools	▶ Pages 361-370
• SOTO shelves	▶ Page 364

Specification Information

Dimensions D	W	H	Weight	Style Number	U.S. Price
2½"	20"	8"	2 lb	**DSCW20**	$149
2½"	30"	8"	2.5 lb	**DSCW30**	$167

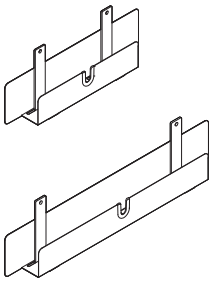

For Canadian Pricing
Multiply U.S. Price by the Canadian price factor.
▶ See page 1 for details.

SOTO Shelves

Tip: All SOTO shelves allow for 2 7/8" or 6" between work-surface and bottom of shelf.

Standard Includes	Required to Specify
• Shelf: paint • Stanchions: 4799 Platinum	1 Style number 2 Paint color number for shelf: 4231 Arctic White 4799 Platinum

Specification Information

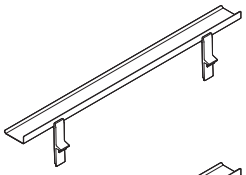

36"W Standard Shelf

Dimensions D	W	H	Weight	Style Number	U.S. Price
3 1/2"	36"	6 9/10"	3.9 lb	**DSSA363**	$148

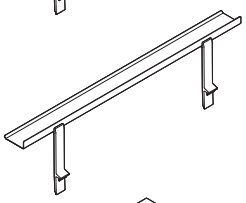

36"W High Shelf

3 1/2"	36"	10"	4.2 lb	**DSSA363H**	$153

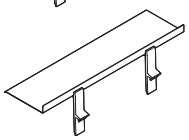

24"W Standard Shelves

6 3/4"	24"	6 9/10"	4.9 lb	**DSSA246**	$153
10 1/4"	24"	6 9/10"	6.4 lb	**DSSA2410**	$163

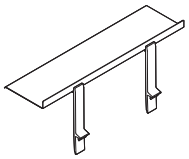

24"W High Shelves

6 3/4"	24"	10"	5.3 lb	**DSSA246H**	$158
10 1/4"	24"	10"	6.7 lb	**DSSA2410H**	$168

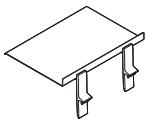

14"W Standard Shelves

3 1/2"	14"	6 9/10"	2.2 lb	**DSSA143**	$141
6 3/4"	14"	6 9/10"	3.6 lb	**DSSA146**	$148
10 1/4"	14"	6 9/10"	4.4 lb	**DSSA1410**	$158

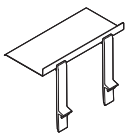

14"W High Shelves

3 1/2"	14"	10"	2.5 lb	**DSSA143H**	$148
6 3/4"	14"	10"	3.9 lb	**DSSA146H**	$153
10 1/4"	14"	10"	4.7 lb	**DSSA1410H**	$163

For Canadian Pricing
Multiply U.S. Price by the Canadian price factor.
▶ See page 1 for details.

SOTO Pile Box

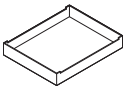

Standard Includes	Required to Specify
• Pile box: 6009 Arctic White plastic	Style number

Specification Information

Dimensions D	Dimensions W	Dimensions H	Weight	Style Number	U.S. Price
9⅞"	12¼"	2"	0.7 lb	**DSSPB**	$39

SOTO Landscape Letter Box

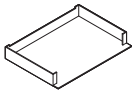

Standard Includes	Required to Specify
• Landscape letter box: 6009 Arctic White plastic	Style number

Specification Information

Dimensions D	Dimensions W	Dimensions H	Weight	Style Number	U.S. Price
9⅞"	13¾"	2"	0.8 lb	**DSLLB**	$39

SOTO Tool Box

Tip: Tool box contains removable semi-opaque insert to separate pens from sticky notes.

Standard Includes	Required to Specify
• Tool box: 6009 Arctic White plastic	Style number

Specification Information

Dimensions D	Dimensions W	Dimensions H	Weight	Style Number	U.S. Price
3½"	3¼"	3½"	0.3 lb	**DSTB**	$34

SOTO Diagonal File Box

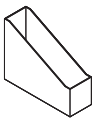

Standard Includes	Required to Specify
• Diagonal file box: 6009 Arctic White plastic	Style number

Specification Information

Dimensions D	Dimensions W	Dimensions H	Weight	Style Number	U.S. Price
12¼"	4"	9⅞"	0.5 lb	**DSDFB**	$39

For Canadian Pricing
Multiply U.S. Price by the Canadian price factor.
▶See page 1 for details.

SOTO Utility Box

Standard Includes	Required to Specify
• Utility box: 6009 Arctic White plastic	Style number

Specification Information

Dimensions D	Dimensions W	Dimensions H	Weight	Style Number	U.S. Price
3⅞"	9"	1¼"	0.3 lb	**DSUB**	$34

SOTO Personal Box

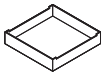

Standard Includes	Required to Specify
• Personal box: 6009 Arctic White plastic	Style number

Specification Information

Dimensions D	Dimensions W	Dimensions H	Weight	Style Number	U.S. Price
9"	9"	2"	0.3 lb	**DSPB**	$34

SOTO Storage Boxes, Set of Three

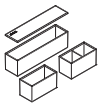

Tip: The storage box set fits inside the personal box.

Tip: The box dimensions are:
- *Open rectangle box with or without divider 2⅛"D x 4¼"W x 2⅜"H*
- *Long rectangle box with lid 2⅛"D x 8⅝"W x 2⅜"H*

Standard Includes	Required to Specify
• Set of three storage boxes: semi-opaque boxes with white cover	Style number

Specification Information

Style Number	Weight	U.S. Price
DSSB	0.4 lb	$39

For Canadian Pricing
Multiply U.S. Price by the Canadian price factor.
▶ See page 1 for details.

Lighting

SOTO LED Lights

Tip: Rail-mounted bracket of SOTO LED may occupy the same space as a SOTO 3", 6", and 10" shelf extending over the shelf itself.

Standard Includes	Required to Specify
• Task light and mounting bracket: paint • 4-watt LED 3500K • 9' low voltage modular cord: black plastic only	1 Style number 2 Paint color number for light: 4231 Arctic White 4710 Low Gloss Black 4799 Platinum

Specification Information

Rail-Mounted

Dimensions D	Dimensions W	Dimensions H	Weight	Style Number	U.S. Price
12¾"	1½"	14¼"	0.6 lb	**DSLEDR**	$302

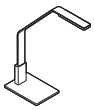

Freestanding

Dimensions D	Dimensions W	Dimensions H	Weight	Style Number	U.S. Price
12¾"	4¼"	14¾"	2.2 lb	**DSLEDF**	$329

Mini SOTO LED Light

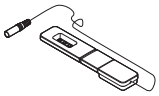

Standard Includes	Required to Specify
• Task light and mounting bracket: 4799 Platinum • 4-watt LED 3500K • 9' low voltage modular cord: black plastic only	Style number

Specification Information

Dimensions D	Dimensions W	Dimensions H	Weight	Style Number	U.S. Price
1⅜"	7"	⅝"	0.3 lb	**LMINILED**	$242

For Canadian Pricing
Multiply U.S. Price by the Canadian price factor.
▶ See page 1 for details.

Keyboard Assemblies

Stella Standard Keyboard Assemblies

Tip: Jules platform can be used in 12" radius corners when used with an extended mechanism.

Tip: Be sure to consider the mechanism track length in relationship to the worksurface depth.

Standard Includes	Required to Specify
• Mechanism and track: 0835 Black • Keyboard platform: – Slider: 7027 Charcoal paint – Jules: 6288 Charcoal plastic • Mouse surface: – Slider and Jules: ambidextrous, sliding mouse surface • Palm rest	Style number

Specification Information

Dimensions D	W	H	Style Number	U.S. Price
Slider Platforms				
With 20"L Track				
9 1/2"	20"	3"	**SS20SL10SA**	$529
With 23"L Track				
9 1/2"	20"	3"	**SE23SL10SA**	$546
Jules Platforms				
With 20"L Track				
12"	18 3/4"	5 5/8"	**SS20JP10SF**	$422
With 23"L Track				
12"	18 3/4"	5 5/8"	**SE23JP10SF**	$440

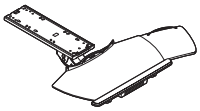

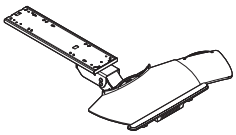

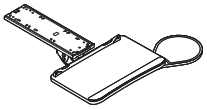

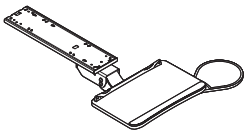

For Canadian Pricing
Multiply U.S. Price by the Canadian price factor.
▶ See page 1 for details.

Lift and Lock Keyboard Assemblies

Tip: Be sure to consider the mechanism track length in relationship to the worksurface depth.

Standard Includes	Required to Specify
• Mechanism and track: 0835 Black • Keyboard platform: – 19", 26", and Enviro: 7207 Charcoal paint • Mouse surface: – 19" and Enviro: 9" diameter same-plane, swivel mouse surface • Palm rest: green gel	1 Style number 2 Palm rest type (see below under Required Selections)

	Required Selections	U.S. Price	Required to Specify
Palm Rest Type	• Non-antimicrobial	No cost	Specify *with non-antimicrobial.*
	• Antimicrobial	No cost	Specify *with antimicrobial.*

Specification Information

Dimensions D	W	H	Style Number	U.S. Price
19" Platforms with 5" Arm and 23"L Track				
Left-Handed				
9¾"	19"	3"	**L52319MLGG**	$310
Right-Handed				
9¾"	19"	3"	**L52319MRGG**	$310
19" Platforms with 7" Arm and 26"L Track				
Left-Handed				
9¾"	19"	3"	**L72619MLGG**	$310
Right-Handed				
9¾"	19"	3"	**L72619MRGG**	$310
Enviro Platforms				
With 5" Arm and 23"L Track				
14½"	28"	3"	**L523EN10GG**	$310
With 7" Arm and 26"L Track				
14½"	28"	3"	**L726EN10GG**	$310

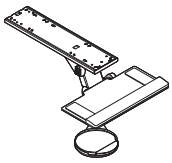

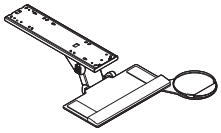

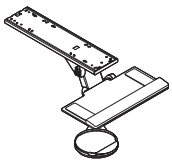

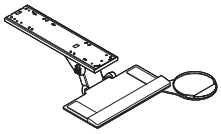

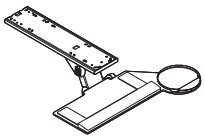

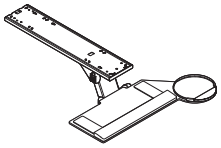

Technology Worktools and Cable Management

Freestanding In-Line Document Support

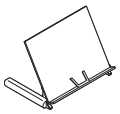

Standard Includes	Required to Specify
• Freestanding in-line document support: 6000 Black	Style number

Specification Information

Dimensions D	W	H	Style Number	U.S. Price
18"	14"	12"	**CDFIS14**	$120

Adjustable Foot Rest

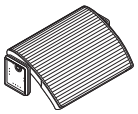

Standard Includes	Required to Specify
• Adjustable foot rest: 6000 Black plastic	Style number

Specification Information

Dimensions D	W	H	Style Number	U.S. Price
12"	18"	2"–6"	**CFTR**	$132

Vertical Non-Locking CPU Cradle

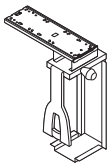

Tip: Vertical CPU cradle supports CPUs 3½"W to 9"W, 15"D to 22"D, 12½"H to 22½"H and up to 85 lb.

Tip: CPU cradle requires 18" clearance under the worksurface.

Standard Includes	Required to Specify
• CPU cradle: 0835 Black • Soft touch knob for side clamp adjustment • 17"L track	Style number

Specification Information

Dimensions D	W	H	Style Number	U.S. Price
17"	3½"	18¼"	**CPRCCN**	$182

For Canadian Pricing
Multiply U.S. Price by the Canadian price factor.
▶ See page 1 for details.

Vertical Processor Freestanding Sling

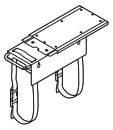

Tip: CPU must be at least 10"D and 3½"W for both standard and fixed vertical processor slings.

Tip: Standard vertical processor sling supports CPUs with perimeters of 53" and 75 lb.

Tip: Standard vertical processor requires 18" clearance under the worksurface.

Standard Includes	Required to Specify
• Vertical processor sling: 0835 Black • 17"L track for standard vertical processor sling, if selected	Style number

Specification Information

Dimensions D	W	H	Style Number	U.S. Price
18"	5½"	2½"	**CPRSL**	$150

CPU Trolley

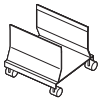

Tip: Trolley supports CPUs from 5¼"W to 8½"W and up to 85 lb.

Tip: CPU trolley requires a maximum 10"W floor clearance when fully expanded.

Standard Includes	Required to Specify
• CPU trolley that supports CPU vertically: 6029 Chalk • Two locking and two non-locking casters	Style number

Specification Information

Dimensions D	W	H	Style Number	U.S. Price
11"	10"	10"	**QACPUT**	$112

For Canadian Pricing
Multiply U.S. Price by the Canadian price factor.
▶ See page 1 for details.

Flat Panel Monitor Arm Support Assemblies

Eyesite Single Display Support

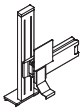

Tip: Eyesite single display support is for use with monitors up to 20 lb.

Tip: For large monitor screens (20"+), order standard columns. For small monitor screens (17"–19"), order extended columns.
▶ See turnstone Specification Guide

Tip: Bivi bracket to be used with Eyesite single support, dual display support, and dual laptop support with extended crank adjust columns only.

Standard Includes	Required to Specify
• Monitor arm: 4799 Platinum • Mounting bracket: 4799 Platinum	Style number

Specification Information

Dimensions D	Dimensions W	Dimensions H	Weight	Style Number	U.S. Price
Bivi Mount					
6⅝"	11⅝"	20"	10 lb	**FPAEC1BIVI**	$498

Eyesite Adjustable Dual Display Support

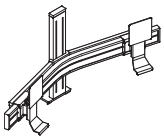

Tip: Eyesite dual display support is for use with two monitors up to 24" screens and 25 lb each.

Tip: For large monitor screens (20"+), order standard columns. For small monitor screens (17"–19"), order extended columns.
▶ See turnstone Specification Guide

Tip: Bivi bracket to be used with Eyesite single support, dual display support, and dual laptop support with extended crank adjust columns only.

Standard Includes	Required to Specify
• Monitor arm: 4799 Platinum • Mounting bracket: 4799 Platinum	1 Style number 2 Options, if selected (see below)

	Options	U.S. Price	Required to Specify
Bracket	• Without pivot	No cost	Specify *without pivot.*
	• With pivot	+$18	Specify *with pivot.*

Specification Information

Dimensions D	Dimensions W	Dimensions H	Weight	Style Number	U.S. Base Price
Bivi Mount					
8½"	31"	20"	17 lb	**FPAEC2BIVI**	$782

For Canadian Pricing
Multiply U.S. Price by the Canadian price factor.
▶ See page 1 for details.

Eyesite Single Laptop Support

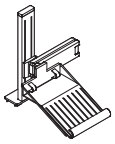

Tip: Eyesite flat panel monitor arms with laptop supports are not recommended for use with docking stations.

Tip: Bivi bracket to be used with Eyesite single support, dual display support, and dual laptop support with extended crank adjust columns only.

Standard Includes	Required to Specify
• Monitor arm: 4799 Platinum • Laptop support and adjustment column: 4799 Platinum • Mounting bracket: 4799 Platinum	Style number

Specification Information

Dimensions D	Dimensions W	Dimensions H	Weight	Style Number	U.S. Price
Bivi Mount					
16"	11⅝"	19⅞"	12 lb	**FPAELC1BIVI**	$526

Eyesite Dual Laptop Support

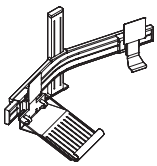

Tip: Eyesite dual laptop support is for use with monitor up to 24" screen and 25 lb.

Tip: Eyesite flat panel monitor arms with laptop supports are not recommended for use with docking stations.

Tip: Monitor cables that connect to the rear of the monitor near the VESA plate will not fit properly on the Eyesite monitor arm.

Tip: Bivi bracket to be used with Eyesite single support, dual display support, and dual laptop support with extended crank adjust columns only.

Standard Includes	Required to Specify
• Monitor arm: 4799 Platinum • Laptop support and adjustment column: 4799 Platinum • Mounting bracket: 4799 Platinum	1 Style number 2 Options, if selected (see below)

	Options	U.S. Price	Required to Specify
Bracket	• Without pivot	No cost	Specify *without pivot.*
	• With pivot	+$18	Specify *with pivot.*

Specification Information

Dimensions D	Dimensions W	Dimensions H	Weight	Style Number	U.S. Base Price
Bivi Mount					
17"	31"	19⅞"	19 lb	**FPAELC2BIVI**	$833

For Canadian Pricing
Multiply U.S. Price by the Canadian price factor.
▶See page 1 for details.

Eyesite Mounting Bracket

Tip: Bivi bracket to be used with Eyesite single support, dual display support, and dual laptop support with extended crank adjust columns only.

Standard Includes	Required to Specify
• Bracket: 4799 Platinum	Style number

Specification Information

Dimensions D	Dimensions W	Dimensions H	Weight	Style Number	U.S. Price
Bivi Bracket					
3"	4"	1/4"	1.5 lb	**FPCBIVI**	$127

CF Series Flat Panel Monitor Arms and Supports

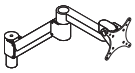

Tip: Mounting brackets must be ordered separately.
▶ See page 376

Tip: CF800 arm supports monitors 9–25 lb.

Tip: When mounting CF Series arm brackets to Slatwall, bracket must be mounted no further than 10" away from Slatwall mounting bracket. If application does not allow bracket to be installed within the 10" range, an additional bracket or brackets should be installed within 10" of desired arm location.

Standard Includes	Required to Specify
• Monitor arm: paint • Tilthead mechanism	1 Style number 2 Paint color number for monitor arm: 0835 Black 7018 Pewter 3 Tilthead mechanism (see below under Required Selections)

	Required Selections	U.S. Price	Required to Specify
Tilthead Mechanism	• Standard tilthead	No cost	Specify *with standard tilthead.*
	• Heavy duty spring tilthead	+$27	Specify *with heavy duty spring tilthead.*

Specification Information

Weight	Style Number	U.S. Base Price
10.5 lb	**CF800**	$442

For Canadian Pricing
Multiply U.S. Price by the Canadian price factor.
▶ See page 1 for details.

CF Series Flat Panel Monitor Pole Mounts

Tip: Mounting brackets must be ordered separately.
▶See page 376

Standard Includes	Required to Specify
• Monitor arm pole mount: paint • 12" pole • Tilthead mechanism	1 Style number 2 Paint color number for monitor arm: 0835 Black 7018 Pewter 3 Tilthead mechanism (see below under Required Selections)

	Required Selections	U.S. Price	Required to Specify
Tilthead Mechanism	• Standard tilthead • Heavy duty spring tilthead	No cost +$27	Specify *with standard tilthead.* Specify *with heavy duty spring tilthead.*
Related Products	• Flat panel monitor brackets		▶Page 376

Specification Information

• Height	• Weight	• Style Number	• U.S. Base Price

Single Flat Panel Monitor Pole Mount with Arm

Tip: Single-arm pole mount supports monitors up to 25 pounds.

12"	6 lb	**CFSHA**	$333

Dual Flat Panel Monitor Pole Mount with Arm

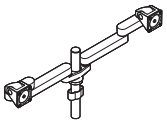

Tip: Double-arm pole mount supports two 24" monitors (16:9 aspect ratio, 22"W side-to-side) up to 25 pounds per monitor. Use of 24" monitors will reduce available focal depth adjustment range.

Tip: Double-arm pole is not recommended for use with either Slatwall or SlatRail mounting brackets.

12"	11.5 lb	**CFDHA**	$569

For Canadian Pricing
Multiply U.S. Price by the Canadian price factor.
▶See page 1 for details.

CF Series Flat Panel Monitor Brackets

Tip: Flat panel monitor arm must be used with flat panel monitor brackets, ordered separately.

Tip: When mounting CF Series arm brackets to Slatwall, bracket must be mounted no further than 10" away from Slatwall mounting bracket. If application does not allow bracket to be installed within the 10" range, an additional bracket or brackets should be installed within 10" of desired arm location.

Standard Includes	Required to Specify
• Bracket: paint	1 Style number 2 Paint color number for bracket: 0835 Black 7018 Pewter ZW01 Pearl Snow

Related Products	
• CF Series flat panel monitor arm	▶ Page 374
• CF Series flat panel monitor pole mounts	▶ Page 375

Desk-Clamp/Grommet Bracket

Tip: C-clamp bracket is for use with worksurfaces with a thickness of 1" to 1 5/8".

Specification Information		
• **Weight**	• **Style Number**	• **U.S. Price**
3.5 lb	**CFSPC**	$51

Through-Mount Bracket

Tip: Requires 3/8" diameter through hole. For use with maximum worksurface thickness of 1" with through-mount bracket base plate and 1 5/8" without through-mount bracket base plate.

2.5 lb	**CFSPTM**	$51

For Canadian Pricing
Multiply U.S. Price by the Canadian price factor.
▶ See page 1 for details.

FYI Single Flat Panel Monitor Arm with Mounting Brackets

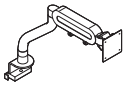

Tip: FYI flat panel arm support is for use with monitors 5 to 20 lb.

Tip: FYI flat panel monitor arm is not for use in front of stanchion mounted Slatwall.

Tip: Monitor arms with C-clamp brackets are not recommended on Universal tables with P-edge as the user's edge wraps all the way around. Universal Systems Worksurfaces with P-edge will work as the user's edge is applied to the front only.

Tip: C-clamp bracket is for use with worksurfaces with a thickness of 1" to 2½".

Tip: Single monitor arm can be mounted on 12"H slatwall skin that has an installed brace package.

Standard Includes	Required to Specify
• Monitor arm: paint • 75 mm/100 mm VESA plate • Mounting bracket	1 Style number 2 Paint color number for monitor arm: 4231 Arctic White 4710 Low Gloss Black 4799 Platinum

Specification Information

Dimensions D	Dimensions W	Dimensions H	Weight	Style Number	U.S. Price
C-Clamp Mounting Bracket					
4”	14”	15”	13.5 lb	**FPASINGLECC**	$394

For Canadian Pricing
Multiply U.S. Price by the Canadian price factor.
▶ See page 1 for details.

Series 5 Height-Adjustable Worksurfaces

High-Pressure Laminate

Tip: Series 5 height-adjustable base requires assembly and attachment to the worksurface.

Tip: Worksurface ships with pre-drilled holes for mounting bases.

Tip: Maximum distributed load-bearing capacity is 220 lb per table including worksurface.

Tip: Mobile pedestals higher than 24" will impede the lowest height range of worksurface.

Tip: Worksurface overhang for pedestal storage varies by shape and size.

Tip: For help determining privacy/modesty screen, cableway, SOTO rail, and SlatRail width compatibility, see Worktools Compatibility Charts, *in* Height-Adjustable Desks Specification Guide.

Standard Includes	Required to Specify
• High-Pressure Laminate • High-Pressure Laminate worksurface edges: –Universal Tables: plastic 3 mm edge profile on all sides • Worksurface corners: –Radius corners on Universal Tables • Electric height-adjustable sit-to-stand base: paint • Push button up/down controller • Telescoping stretchers • Dual-arm spring assist mechanism for bi-level table, if selected • Wire manager • Drive shaft cover • Power cord: 9' • Attachment hardware	1 Style number 2 High-Pressure Laminate color number for worksurface 3 Plastic color number for profile edge 4 Paint color for base: 0835 Black 4799 Platinum 5 Options, if selected (see below) ▶ See Surface Materials in *Height-Adjustable Desks Specification Guide.*

	Options	U.S. Price	Required to Specify
Surface Materials	**High-Pressure Laminate worksurfaces** • Open Line Laminate	+$69 plus cost of laminate	▶ See *Surface Materials Reference Manual.*
Glides	• 1" adjustable glides	+$29	Specify *with 1" glides.*
Related Products	• Slatwall, SlatRail, and Freestanding worktools • SOTO worktools • Flat panel monitor arm support assemblies		▶ Pages 356-360 ▶ Pages 361-370 ▶ Page 372

Specification Information

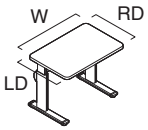

Rectangular Worksurface

Dimensions W	LD	RD	Style Number	U.S. Base Price
58"	23"	23"	**A5RQ582323U**	$1924

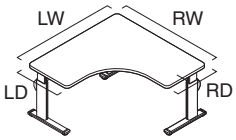

90° Equal Worksurface

Dimensions LW	LD	RW	RD	Style Number	U.S. Base Price
58"	23"	58"	23"	**A5LQ58235823U**	$2969

For Canadian Pricing
Multiply U.S. Price by the Canadian price factor.
▶ See page 1 for details.

Surface Materials

Surface Materials Listing	**380**
Bivi	**110**
Tour Workspace	**178**
Campfire	**212**
Seating	**311**
Tables	**338**
Paint Matrix	**384**
Understanding Low-Pressure and High-Pressure Laminates	**386**
Specification Rule for Selectable Edge Band and Rules for High-Pressure Laminates	**387**
turnstone Laminate Core Palette Matrix	**388**
Recommended Edge Banding Finishes for Low-Pressure Laminate and High-Pressure Laminate Products	**391**
Edge Banding Color Defaults	**394**
Open Line Laminate	**395**
Wood Matrix	**396**
Plastic Matrix	**400**
Seating Upholstery Matrix	**401**
Vertical Surface Fabric Matrix	**402**
Fire Code Seating Upholstery Matrix	**403**
Understanding Customer's Own Material (COM)	**404**
Maintenance and Cleaning	**406**

Surface Materials Listing

Vertical Surface Fabrics

Steelcase Surfaces

Boccie

Price Group 1

P200 New Rice
P201 New Almond
P202 New Nutmeg
P203 New Camel
P204 New Opal
P205 New Mist
P206 New Plum
P207 New Lichen
P208 New Spearmint
P209 New Sky

Buzz2

Price Group 1

5F01 Camel Ⓔ
5F03 Tomato
5F04 Red Ⓔ
5F05 Burgundy
5F06 Sky Ⓔ
5F07 Blue
5F08 Navy
5F10 Grape Ⓔ
5F11 Eggplant Ⓔ
5F15 Stone
5F16 Grey
5F17 Black
5G50 Dunegrass
5G51 Sable
5G52 Barley
5G53 Sunrise
5G54 Carrot
5G55 Pumpkin
5G56 Timber
5G57 Rouge
5G58 Chocolate
5G59 Meadow
5G60 Ivy
5G61 Cyan
5G62 Atlantic
5G63 Crocus
5G64 Alpine
5G65 Tornado

Ⓔ = Established

Seating Upholstery

Steelcase Surfaces

Billiard Multi-Use by Designtex

Price Group 3

5H10 Bone
5H11 Poppy
5H12 Tangelo
5H13 Citron
5H14 Avocado
5H15 Hunter
5H16 Indigo
5H17 Mallard
5H18 Teak
5H19 Cumulus
5H20 Pewter
5H21 Gunmetal
5H22 Ink

Bo Peep

Price Group 5

5G66 Pita
5G67 Bone
5G68 Safari
5G69 Brown Sugar
5G70 Chocolate Chip
5G71 Candlelight
5G72 Honey Mustard
5G73 Marmalade
5G74 Picnic
5G75 Pinot
5G76 Bloom
5G77 Grapevine
5G78 Firefly
5G79 Artichoke
5G80 Serpent
5G81 Carolina
5G82 Blue Bonnet
5G83 Nautical
5G84 Gravel
5G85 Sharkskin
5G86 Kohl

Brisa

Price Group 6

BR01 Black Onyx
BR04 Truffle
BR06 Ash
BR07 Sage
BR08 Celery
BR09 Sterling Blue
BR10 Night Navy
BR11 Cambridge Blue
BR12 Abyss
BR13 Canyon
BR14 Pompeian Red
BR15 Salsa
BR16 Cinnabar
BR17 Aztec
BR18 New Sand
BR19 Cream
BR20 White
BR21 Moccasin
BR22 Buckskin
BR23 Prairie

Buzz2

Price Group 1

5F01 Camel Ⓔ
5F03 Tomato
5F04 Red Ⓔ
5F05 Burgundy
5F06 Sky Ⓔ
5F07 Blue
5F08 Navy
5F10 Grape Ⓔ
5F11 Eggplant Ⓔ
5F15 Stone
5F16 Grey
5F17 Black
5G50 Dunegrass
5G51 Sable
5G52 Barley
5G53 Sunrise
5G54 Carrot
5G55 Pumpkin
5G56 Timber
5G57 Rouge
5G58 Chocolate
5G59 Meadow
5G60 Ivy
5G61 Cyan
5G62 Atlantic
5G63 Crocus
5G64 Alpine
5G65 Tornado

Chainmail

Price Group 2

5550 Cotton
5551 Space
5552 Silver Dollar
5553 Volcano
5554 Orange Crush
5555 Tricycle
5556 Geranium
5557 Banana
5558 Margarita
5559 Lagoon

Cogent: Connect

Price Group 2

5S15 Coconut
5S16 Turmeric
5S17 Tangerine
5S18 Scarlet
5S19 Concord
5S20 Maya Blue
5S21 Blue Jay
5S23 Wasabi
5S24 Nickel
5S25 Graphite
5S26 Licorice
5S27 Malt
5S28 Root Beer
5S93 Blueprint
5S94 Lizard
5S95 Sailor
5S96 Quicksilver
5S97 Nugget
5S98 Canary
5S99 Lipstick
5SD0 Royal Blue

Cogent: Geode Vertical

Price Group 2

5S38 Oyster Ⓔ
5S41 Sesame Ⓔ

Cogent: Trails

Price Group 2

5S29 Bronzite
5S85 Agate
5S86 Lapis
5S87 Malachite
5S88 Quartz
5S90 Tiger Eye
5S91 Travertine
5S92 Topaz

Gaja – C2C

Price Group 3

5W40 Black
5W41 Pepper
5W42 Pearl Grey
5W43 Crimson
5W44 Ink
5W45 Night Blue
5W46 Petrol
5W47 Greige
5W48 Sepia
5W49 Umber
5W50 Java
5W51 Camellia Red
5W52 Emerald
5W53 Snow Pea
5W54 Olive
5W55 Light Blue
5W56 Maroon
5W57 Black Raspberry
5W58 Spruce
5W59 Apple Green
5W60 Deep Blue
5W61 Chili Pepper
5W62 Daffodil

Ⓔ = Established

Imperma

Price Group 3

TM01 Toffee
TM02 Pigeon
TM03 Fossil
TM04 Poppyseed
TM05 Auburn
TM06 Cumin
TM07 Marble
TM08 Cliff
TM09 Tarragon
TM10 Pesto
TM11 Wave
TM12 Niagara
TM13 Tuscan
TM14 Peppercorn

Jacks

Price Group 1

5B61 Taupe Ⓔ
5B63 Camel Ⓔ
5B64 Pewter Ⓔ
5B70 Midnight Ⓔ

Link

Price Group 1

5A20 Burgundy
5A23 Green
5A24 Blue
5A25 Navy
5A26 Purple
5A27 Black
5A28 Ocean
5A30 Chamois

New Black

Price Group 1

5J10 New Black: Bruce
5J11 New Black: Henry

Price Group 2

5J08 New Black: Jack
5J09 New Black: James
5J12 New Black: Harley

Tip: New Black upholstery has fabric in both price group 1 and price group 2.

Nitelights

Price Group 2

5F58 Hazelnut
5F61 Earth
5F62 Shore
5F63 Moss
5F65 Regal Blue
5F66 Stone
5F67 Moon

▶**Surface Materials Listing,** continued

Playground

Price Group 1

5F28 Claret Ⓔ
5F29 Chile Ⓔ
5F30 Amber Ⓔ
5F31 Nut Ⓔ
5F32 Blade Ⓔ
5F33 Stone Ⓔ
5F34 Sky Ⓔ
5F35 Navy Ⓔ
5F36 Huckleberry Ⓔ
5F37 Charcoal Ⓔ

Redeem

Price Group 3

TM50 Brick
TM51 Yolk
TM52 Cinnamon
TM53 Daisy
TM54 Pine
TM55 Water
TM56 Dill
TM57 Lavender
TM58 Mallard
TM59 Carmel
TM60 Greyhound
TM61 Mocha
TM62 Iceberg
TM64 Chestnut
TM65 Cashmere
TM66 Barnwood

Remix

Price Group 5

RE01 Rust
RE02 Pumpkin
RE03 Pebble
RE04 Dark Chocolate
RE05 Beige
RE06 Linen Beige
RE07 Hazelnut
RE08 Concrete Grey
RE09 Sky Blue
RE10 Blue Jean
RE11 Ivy Green
RE12 Primavera Yellow
RE13 Night Blue

Retrieve

Price Group 3

TM30 Kelly
TM31 Lake
TM32 Gala
TM33 Papaya
TM34 Dandelion
TM35 Curry
TM36 Lilac
TM37 Submarine
TM38 Driftwood
TM39 Bistro
TM40 Quarry
TM41 Mohair
TM42 Shadow
TM43 Seal
TM44 Chalk

Ⓔ = Established

Spyder

Price Group 2

5B01 Foggy Night Ⓔ
5B04 Peri Ⓔ

Stand In

Price Group 2

5621 Sleet
5622 Lunar
5623 Cyclone
5624 Eclipse
5625 Powder
5626 Chardonnay
5627 Graham
5628 Sediment
5629 Allspice
5630 Apple
5631 Lava
5632 Cayenne
5633 Plantain
5634 Parsley
5635 Scallion
5636 Atlantis
5691 Orca
5740 Burlap
5741 Porter
5742 Tusk
5743 Putty
5744 Blueberry
5745 Chartreuse
5746 Mango
5747 Sedona
5748 Juniper
5749 Peanut

Steelcut Trio

Price Group 7

TR01 Mist Grey
TR02 Stone Grey
TR03 Cassonade Beige
TR04 Nutmeg Beige
TR05 Chocolate Blue
TR06 Licorice Black
TR07 Mustard Yellow
TR08 Red Currant
TR09 Raspberry Pink
TR10 Myrtille Brown
TR11 Ice Blue
TR12 Electric Blue
TR13 Peppermint Green
TR14 Blue Jay Mix
TR15 Brown Frost
TR16 Lime Green

Texel

Price Group 3

TM20 Angora
TM21 Grist
TM22 Galaxy
TM23 Terracotta
TM24 Nude
TM25 Field
TM26 Haze

Select Surfaces Seating Upholstery

For information on products within Select Surfaces, including accent paints and fabrics from Designtex, Gabriel, Kvadrat, and Pollack, please refer to the *Surface Materials Reference Manual* or visit *www.steelcase.com/surface-materials* under the Select Surfaces section.

Please refer to the Steelcase COM database on *www.steelcase.com* for the most current application information.

Leather

Steelcase Surfaces

turnstone Leather

L304 Black
L305 Brown
T802 Black

Leather

Price Group Leather

L107 Black
L207 Mahogany
L220 Soapstone
L221 Rocky
L500 Camel
L503 Navy

Seating Vinyl

Steelcase Surfaces

Seating Vinyl

Price Group 2

5801 Topaz Ⓔ
5805 Foggy Night Ⓔ
5809 Black Ⓔ
5810 Forest Ⓔ
5812 Navy Ⓔ
5813 Currant Ⓔ
5814 Leaf Ⓔ
5815 Seaside Ⓔ
5817 Pebble Ⓔ
5818 Spice Ⓔ
5819 Thistle Ⓔ
5820 Coffee Ⓔ
5822 Iris Ⓔ

Ⓔ = Established

Paint Matrix

For a surface materials listing of individual product lines, see *Surface Materials* at the end of each product chapter:

- ▶ Bivi, page 110
- ▶ Campfire, page 212
- ▶ Seating, page 311
- ▶ Tables, page 338
- ▶ Tour, page 178

	Bassline	Bivi	Campfire Big Lamp	Campfire Big Table	Campfire LED Personal Task Light	Campfire Paper Table	Campfire Screen	Campfire Skate Table	Campfire Slim Table	Jenny Tablet Arm	Scoop	Shortcut	Simple Tables	Slatwall Screens and Mounting Brackets	Tour
Smooth Paint Price Group 1															
4242 Milk	■	■	■	•	•	•	•	■	■	•	•	■	■	•	•
Textured Paint Price Group 1															
7207 Black ⊕	■	■	•	•	•	•	•	■	■	■	■	■	■	•	■
7225 Sand	■	■	■	•	•	•	•	■	■	•	•	■	■	•	■
7236 Fog	■	■	■	•	•	•	•	■	■	•	•	■	■	•	•
7237 Slate	■	■	■	•	•	•	•	■	■	•	•	■	■	•	•
7238 Fieldstone	■	■	■	•	•	•	•	■	■	•	•	■	■	•	•
7239 Midnight	■	■	■	•	•	•	•	■	■	•	•	■	■	•	•
7241 Arctic White ⊕	■	■	■	•	■	•	•	■	■	•	■	■	■	•	■
7243 Seagull	■	■	■	•	•	•	•	■	■	•	•	■	■	•	■
7250 Sterling Dark Solid	■	■	■	•	•	•	•	■	■	•	•	■	■	•	•
7278 Dark Bronze	■	■	■	•	•	•	•	■	■	•	•	■	■	•	•
7360 Merle ⊕	■	■	■	•	•	•	•	■	■	•	•	■	■	•	•
Smooth Paint Price Group 2															
0835 Black Ⓔ	■	■	■	•	•	•	■	■	■	•	•	■	■	•	□
4604 Driftwood Ⓔ	•	•	•	•	•	•	•	■	■	•	•	■	•	•	•
4700 Warm White	•	•	•	•	•	•	•	■	■	•	•	■	•	•	•
Smooth Metallic Paint Price Group 2															
4728 Nickel Metallic ⊕	■	■	■	•	•	•	•	■	■	•	•	■	■	•	•
4743 Mineral Metallic	■	■	■	•	•	•	•	■	■	•	•	■	■	•	•
4744 Pearl Metalic	■	■	■	•	•	•	•	■	■	•	•	■	■	•	•
4750 Champagne Metallic ⊕	■	■	■	•	•	•	•	■	■	•	•	■	■	•	■
4752 Steel Metallic	■	■	■	•	•	•	•	■	■	•	•	■	■	•	•
4788 Gold Dust Metallic	■	■	■	•	•	•	•	■	■	•	•	■	■	•	•
4798 Sterling Metallic ⊕	■	■	■	•	•	•	•	■	■	•	•	■	■	■	■
4799 Platinum Metallic ⊕	■	■	■	■	■	•	•	■	■	•	■	■	■	■	■
4803 Near Black Metallic	■	■	■	•	•	•	•	■	■	•	•	■	■	•	•
Textured Metallic Paint Price Group 2															
7245 Carbon Metallic	■	■	■	•	•	•	•	■	■	•	•	■	■	•	•
7246 Midnight Metallic ⊕	■	■	■	•	•	•	•	■	■	•	•	■	■	•	■
Metal and Accessory Paint															
4140 Arctic White Gloss ⊕	■	□	■	•	•	■	•	■	■	•	•	■	■	•	•
4144 Black Gloss	■	■	•	•	•	•	•	•	•	•	•	•	•	•	•
4710 Low Gloss Black	•	•	•	•	■	•	•	•	•	•	•	•	•	•	•

Legend

- • = Not available
- ■ = Available
- □ = Available with exceptions
- Ⓔ = Established
- ⊕ = Global palette
- ▶ See *Surface Materials* and Specifying pages.

Products that are missing from the matrix are not available with these surface materials.

**Accent paints are pre-matched custom colors that are available without the PerfectMatch registration fee.

Paint Matrix, continued

For a surface materials listing of individual product lines, see *Surface Materials* at the end of each product chapter:

- ▶ Bivi, page 110
- ▶ Campfire, page 212
- ▶ Seating, page 311
- ▶ Tables, page 338
- ▶ Tour, page 178

	Bassline	Bivi	Campfire Big Lamp	Campfire Big Table	Campfire LED Personal Task Light	Campfire Paper Table	Campfire Screen	Campfire Skate Table	Campfire Slim Table	Jenny Tablet Arm	Scoop	Shortcut	Simple Tables	Slatwall Screens and Mounting Brackets	Tour
Custom Surfaces - PerfectMatch Paint Price Group 3															
PerfectMatch Paint*	■	■	■	•	•	•	•	■	■	•	•	■	■	•	•
Select Surfaces - Accent Paint** Price Group 3															
4AQ8 Wasabi	■	■	■	•	•	•	•	■	■	•	•	•	■	•	•
4AQ9 Scarlet	■	■	■	•	•	•	•	■	■	•	•	•	■	•	•
4AV3 Blue Jay	■	■	■	•	•	•	•	■	■	•	•	•	■	•	•
4AX0 Flash	■	■	■	•	•	•	•	■	■	•	•	•	■	•	•
4AX1 Citron	■	■	■	•	•	•	•	■	■	•	•	•	■	•	•
4AY0 Crocodile	■	■	■	•	•	•	•	■	■	•	•	•	■	•	•
4AY1 Woodland	■	■	■	•	•	•	•	■	■	•	•	•	■	•	•
4AY2 Chili	■	■	■	•	•	•	•	■	■	•	•	•	■	•	•
4AZ0 Cotton Candy	■	■	■	•	•	•	•	■	■	•	•	•	■	•	•
4AZ1 Salmon	■	■	■	•	•	•	•	■	■	•	•	•	■	•	•
4AZ2 Sangria	■	■	■	•	•	•	•	■	■	•	•	•	■	•	•
4AZ3 Serenity	■	■	■	•	•	•	•	■	■	•	•	•	■	•	•
4AZ4 Brume	■	■	■	•	•	•	•	■	■	•	•	•	■	•	•
4AZ5 Marlin	■	■	■	•	•	•	•	■	■	•	•	•	■	•	•
4AZ6 Fig	■	■	■	•	•	•	•	■	■	•	•	•	■	•	•
4AZ7 Amethyst	■	■	■	•	•	•	•	■	■	•	•	•	■	•	•
4AZ8 Sunflower	■	■	■	•	•	•	•	■	■	•	•	•	■	•	•
4AZ9 Dusk	■	■	■	•	•	•	•	■	■	•	•	•	■	•	•
4BH7 Canary	■	■	■	•	•	•	•	■	■	•	•	•	■	•	•
4BQ7 Fuchsia	■	■	■	•	•	•	•	■	■	•	•	•	■	•	•
Lux Coatings Lux Coatings Price Group															
4B20 Obsidian	■	□	■	•	•	•	•	■	■	•	•	■	•	•	•
4B22 Matte Brass	■	□	■	•	•	•	•	■	■	•	•	■	•	•	•
4B23 Burnished Bronze	■	□	■	•	•	•	•	■	■	•	•	■	•	•	•
4B24 Night Bronze	■	□	■	•	•	•	•	■	■	•	•	■	•	•	•
4B25 Matte Copper	■	□	■	•	•	•	•	■	■	•	•	■	•	•	•

Legend

- • = Not available
- ■ = Available
- □ = Available with exceptions
- ▶ See *Surface Materials* and Specifying pages.

Products that are missing from the matrix are not available with these surface materials.

**Accent paints are pre-matched custom colors that are available without the PerfectMatch registration fee.

Understanding Low-Pressure and High-Pressure Laminates

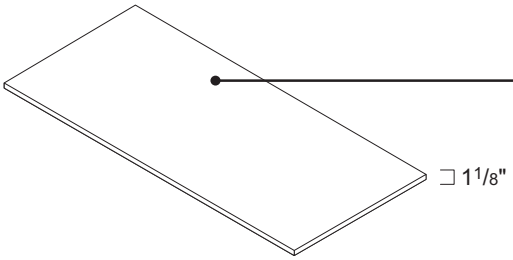

Standard worksurfaces on Jenny and Tour Workspace are available in Low-Pressure Laminates and High-Pressure Laminates.

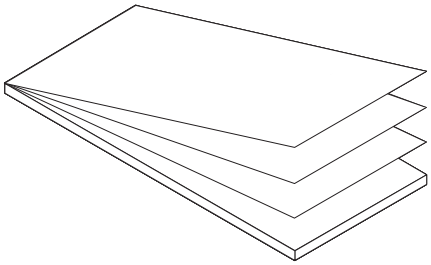

High-Pressure Laminates, or HPLs, are composed of multiple layers of crafted paper individually soaked in resin. There are 7-15 layers of paper combined to make the final sheet. The top layers are translucent melamine sheet and a decorative layer. The sheets are combined under heat and high pressure to form a single laminate sheet. The resulting sheet is then bonded under heat and high pressure to a wood core. HPLs are generally considered more durable then LPLs due to the extra layers of craft paper (backer) used in their creation. While they cost more, they are more durable. HPLs are generally used in higher traffic areas such as cafeterias and conference rooms. Generally, it is more cost effective to restrict their use to areas needing the added durability HPLs provide.

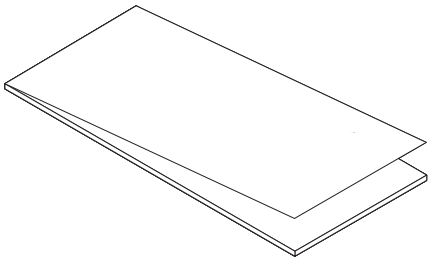

Low-Pressure Laminates, or LPLs, are created by dipping decorative crafted paper in melamine resin. The melamine dipped paper is then bonded to a wood core under heat and high-pressure. LPLs are generally suitable for use in lower impact areas. LPLs are generally used in vertical applications as well as tops for workstations and private offices. Generally, it is more cost effective to use LPLs when the performance of HPLs are not required.

Specification Rule for Selectable Edge Band and Rules for High-Pressure Laminates

Legend

- • = Not available
- ■ = Available

Selectable Edge band Available	Selectable edge band (HPL)
Jenny	
Tablet arms	■
End Table	■
Coffee Table	■
Tour Workspace	
Counter	•
Counter infills	•
Counter tops	•
Shelves	■
Worksurfaces	■
Worksurface supports	•
Modesty panels	•
Screens	•
HV cabinets	•
Bookcases	•
Pile Files	•
Campfire Slim Table	■
Campfire Skate Table	■
Tables	
Simple tables	•

Specification Rule for Selectable Edge band

When specifying tops, you are required to select an edge band color.

▶ See *Recommended Edge Banding Finishes for Low-Pressure Laminate and High-Pressure Laminate Products*, page 391.

You could select an edge band for a worksurface that is different than the default for the rest of the product in the work station (i.e. upper storage, towers, etc.)

Rules for High-Pressure Laminates only

1. HPL can be used on worksurfaces and shelves for Tour.
2. HPL can also be used on these non-standard worksurfaces: Jenny tablet arms and tables.

turnstone Laminate Core Palette Matrix

Applies to Tour, Jenny, Campfire Tables, and Bivi

For a surface materials listing of individual product lines, see *Surface Materials* at the end of each product chapter:

- ▶ Bivi, page 110
- ▶ Campfire, page 212
- ▶ Seating, page 311
- ▶ Tables, page 338
- ▶ Tour, page 178

	Bassline	Bivi	Bivi Depot	Campfire Paper Table	Campfire Personal Table	Campfire Skate Table	Campfire Slim Table	Campfire Big Table	Campfire Storage Cabinets	Jenny Tables	Jenny Tablet Arms	Simple Tables	Tour Vertical Surfaces	Tour Countertops	Tour Worksurfaces and Shelves
Low-Pressure Laminate (LPL)															
246L Mahogany LPL	•	•	•	•	•	•	•	■	•	•	•	■	•	•	•
247L Black V2 LPL	■	■	■	•	•	•	•	■	•	■	■	■	•	•	•
24L0 Graphite Walnut LPL	•	•	•	•	•	•	•	■	•	•	•	■	•	•	•
25L1 Winter on Maple LPL	■	■	■	•	•	•	•	■	•	■	■	■	■	■	■
25L5 Virginia Walnut LPL	■	■	■	•	•	■	■	■	■	■	■	■	■	■	■
25L6 Blackwood LPL	■	■	■	•	•	■	■	■	■	■	■	■	■	■	■
25L8 Clear Walnut LPL ⊕	■	■	■	•	•	■	■	■	■	■	■	■	■	■	■
25L9 Warm Oak LPL Ⓔ	■	■	■	•	•	■	■	■	■	■	■	■	■	■	■
262L Marbled Maple LPL	■	■	■	•	•	•	•	■	•	■	■	■	•	•	•
264L Chocolate Walnut LPL	■	■	■	•	•	•	•	■	•	■	■	■	•	•	•
265L Marbled Cherry LPL	•	•	•	•	•	•	•	■	•	•	•	■	•	•	•
267L Marbled Cherry V2 LPL	■	■	■	•	•	•	•	■	•	■	■	■	•	•	•
26L1 Natural Cherry V2 LPL	■	■	■	•	•	■	■	■	■	■	■	■	■	■	■
275L Warm White LPL	•	•	•	•	•	•	•	■	•	•	•	■	•	•	•
2L03 Brushed Silver LPL	■	■	■	•	•	•	•	■	•	■	■	■	•	•	•
2L09 Clear Maple LPL ⊕	■	■	■	•	•	•	•	■	•	■	■	■	•	•	•
2L30 Arctic White LPL	■	■	■	•	•	■	■	■	■	■	■	■	■	■	■
2L50 Vanadium Fiber LPL	■	■	■	•	•	•	•	■	•	■	■	■	•	•	•
2L52 Tungsten Fiber LPL	■	■	■	•	•	•	•	■	•	■	■	■	•	•	•
2L83 Seagull LPL ⊕	■	■	■	•	•	•	•	■	•	■	■	■	•	•	•
2L84 Milk LPL	•	•	•	•	•	•	•	■	•	•	•	■	•	•	•
2L85 Dune LPL	■	■	■	•	•	•	•	■	•	■	■	■	•	•	•
2LAK Clear Oak LPL ⊕	•	•	•	•	•	•	•	■	■	■	■	■	•	•	■
2LAN Ash Noce LPL ⊕	■	■	■	•	•	•	•	■	■	■	■	■	•	•	•
2LAT Acacia LPL ⊕	■	■	■	•	•	•	•	■	■	■	■	■	•	•	■
2LAW Ash Wenge LPL ⊕	■	■	■	•	•	•	•	■	■	■	■	■	•	•	•
2LBN Bisque Noce LPL ⊕	■	■	■	•	•	•	•	■	■	■	■	■	•	•	•
2LBW Bisque Wenge LPL ⊕	■	■	■	•	•	•	•	■	■	■	■	■	•	•	•
2LCN Clay Noce LPL ⊕	■	■	■	•	•	•	•	■	■	■	■	■	•	•	•
2LCW Clay Wenge LPL ⊕	■	■	■	•	•	•	•	■	■	■	■	■	•	•	•
2LMG Merle LPL ⊕	■	■	■	•	•	•	•	■	■	•	•	■	•	•	•
2LSN Storm Noce LPL ⊕	■	■	■	•	•	•	•	■	■	■	■	■	•	•	•
2LSW Storm Wenge LPL ⊕	■	■	■	•	•	•	•	■	■	■	■	■	•	•	•

Legend

- • = Not available
- ■ = Available
- □ = Available with exceptions
- Ⓔ = Established
- ⊕ = Global palette
- ▶ See *Surface Materials* and Specifying pages.

Products that are missing from the matrix are not available with these surface materials.

Color, stability, and lighting

Surface materials are formulated to maintain compatibility under horizon light, daylight, and cool white light. As a precaution, always select colors and materials under the specific type of lighting they will receive in actual office use. Particular care should be used with high intensity discharge light, which can adversely affect color compatibility. The swatch material on this card is provided as a color guideline. There may be variations in color, texture, and finish between this sample and the actual product.

For a surface materials listing of individual product lines, see *Surface Materials* at the end of each product chapter:

▶ Bivi, page 110
▶ Campfire, page 212
▶ Seating, page 311
▶ Tables, page 338
▶ Tour, page 178

	Bassline	Bivi	Bivi Depot	Campfire Paper Table	Campfire Personal Table	Campfire Skate Table	Campfire Slim Table	Campfire Big Table	Campfire Storage Cabinets	Jenny Tables	Jenny Tablet Arms	Simple Tables	Tour Vertical Surfaces	Tour Countertops	Tour Worksurfaces and Shelves
High-Pressure Laminate (HPL)															
2406 Clear Cherry HPL	■	■	■	•	•	■	■	■	•	■	■	■	•	•	■
2409 Clear Maple HPL ⊕	■	■	■	•	•	■	■	■	•	•	•	■	•	•	•
2410 Graphite Walnut HPL	■	■	■	•	•	■	■	■	•	•	•	■	•	•	•
2412 Natural Cherry V2 HPL	■	■	■	•	•	■	■	■	•	■	■	■	•	•	■
2422 Medium Cherry HPL	■	■	■	•	•	■	■	■	•	■	■	■	•	•	■
2503 Brushed Silver HPL	■	■	■	•	•	■	■	■	•	■	■	■	•	•	•
2511 Winter on Maple HPL	■	■	■	•	•	■	■	■	•	■	■	■	•	•	■
2535 Virginia Walnut HPL	■	■	•	■	■	■	■	■	•	■	■	■	•	•	■
2536 Blackwood HPL	■	■	•	■	•	■	■	■	•	■	■	■	•	•	■
2538 Clear Walnut HPL ⊕	■	■	■	■	•	■	■	■	•	■	■	■	•	•	■
2539 Warm Oak HPL Ⓔ	■	■	■	■	•	■	■	■	•	■	■	■	•	•	■
2592 Blonde on Maple HPL	■	■	■	•	•	■	■	■	•	■	■	■	•	•	■
2612 Marbled Maple HPL	■	■	•	•	•	■	■	■	•	■	■	■	•	•	•
2614 Chocolate Walnut HPL	■	■	•	•	•	■	■	■	•	■	■	■	•	•	•
2615 Marbled Cherry V2 HPL	■	■	•	•	•	■	■	■	•	■	■	■	•	•	•
2714 Natural Walnut HPL	■	■	■	•	•	■	■	■	•	■	■	■	•	•	■
2722 Cream HPL	■	■	■	•	•	■	■	■	•	■	■	■	•	•	■
2730 Arctic White HPL	■	■	■	•	■	■	■	■	•	■	■	■	•	•	■
2746 Black HPL	■	■	■	•	•	■	■	■	•	■	■	■	•	•	•
2759 Warm White HPL	■	■	■	•	•	■	■	■	•	■	■	■	•	•	■
2772 Medium Mahogany on Walnut HPL Ⓔ	■	■	■	•	•	■	■	■	•	■	■	■	•	•	■
2811 Mist HPL Ⓔ	■	■	■	•	•	■	■	■	•	■	■	■	•	•	■
2820 Coffee Speckle HPL	■	■	■	•	•	■	■	■	•	■	■	■	•	•	■
2822 Woodrose Speckle HPL Ⓔ	■	■	■	•	•	■	■	■	•	■	■	■	•	•	■
2823 Driftwood Speckle HPL	■	■	■	•	•	■	■	■	•	■	■	■	•	•	■
2824 Smoke Speckle HPL	■	■	■	•	•	■	■	■	•	■	■	■	•	•	■
2825 Vandium Speckle HPL	■	■	■	•	•	■	■	■	•	■	■	■	•	•	■
2850 Vanadium Fiber HPL	■	■	■	•	•	■	■	■	•	■	■	■	•	•	•
2851 Rhyme Fiber HPL Ⓔ	■	■	■	•	•	■	■	■	•	■	■	■	•	•	■
2852 Tungsten Fiber HPL	■	■	■	•	•	■	■	■	•	■	■	■	•	•	•
2854 Vellum Fiber HPL	■	■	■	•	•	■	■	■	•	■	■	■	•	•	■
2859 Novell Fiber HPL	■	■	■	•	•	■	■	■	•	■	■	■	•	•	■
2860 Granite Fiber HPL	■	■	■	•	•	■	■	■	•	■	■	■	•	•	■
2861 Coconut Fiber HPL	■	■	■	•	•	■	■	■	•	■	■	■	•	•	■

Legend

- • = Not available
- ■ = Available
- □ = Available with exceptions
- Ⓔ = Established
- ⊕ = Global palette
- ▶ See *Surface Materials* and Specifying pages.

Products that are missing from the matrix are not available with these surface materials.

Color, stability, and lighting

Surface materials are formulated to maintain compatibility under horizon light, daylight, and cool white light. As a precaution, always select colors and materials under the specific type of lighting they will receive in actual office use. Particular care should be used with high intensity discharge light, which can adversely affect color compatibility. The swatch material on this card is provided as a color guideline. There may be variations in color, texture, and finish between this sample and the actual product.

For a surface materials listing of individual product lines, see *Surface Materials* at the end of each product chapter:

- ▶ Bivi, page 110
- ▶ Campfire, page 212
- ▶ Seating, page 311
- ▶ Tables, page 338
- ▶ Tour, page 178

	Bassline	Bivi	Bivi Depot	Campfire Paper Table	Campfire Personal Table	Campfire Big Table	Campfire Skate Table	Campfire Slim Table	Campfire Storage Cabinets	Jenny Tables	Jenny Tablet Arms	Simple Tables	Tour Vertical Surfaces	Tour Countertops	Tour Worksurfaces and Shelves
High-Pressure Laminate (HPL), continued															
2862 Stucco Fiber HPL	■	■	■	•	•	■	■	■	•	■	■	■	•	•	■
2870 Blonde Bronze Patina HPL	■	■	■	•	•	■	■	■	•	■	■	■	•	•	■
2871 Blackened Bronze Patina HPL	■	■	■	•	•	■	■	■	•	■	■	■	•	•	■
2873 Instant Iron Patina HPL	■	■	■	•	•	■	■	■	•	■	■	■	•	•	■
2883 Seagull HPL ⊕	■	■	■	•	•	■	■	■	•	■	■	■	•	•	•
2884 Milk HPL	■	■	■	•	•	■	■	■	•	■	■	■	•	•	■
2885 Dune HPL	■	■	■	•	•	■	■	■	•	■	■	■	•	•	•
2920 Marl Micro HPL	■	■	■	•	•	■	■	■	•	■	■	■	•	•	■
2921 Gypsum Micro HPL	■	■	■	•	•	■	■	■	•	■	■	■	•	•	■
2922 Clay Micro HPL	■	■	■	•	•	■	■	■	•	■	■	■	•	•	■
2923 Shadow Micro HPL Ⓔ	■	■	■	•	•	■	■	■	•	■	■	■	•	•	■
2HAK Clear Oak HPL ⊕	■	■	■	•	•	■	■	■	•	■	■	■	•	•	■
2HAN Ash Noce HPL ⊕	■	■	■	•	•	■	■	■	•	■	■	■	•	•	•
2HAT Acacia HPL ⊕	■	■	■	•	■	■	■	■	•	■	■	■	•	•	■
2HAW Ash Wenge HPL ⊕	■	■	■	•	•	■	■	■	•	■	■	■	•	•	•
2HBN Bisque Noce HPL ⊕	■	■	■	•	•	■	■	■	•	■	■	■	•	•	•
2HBW Bisque Wenge HPL ⊕	■	■	■	•	•	■	■	■	•	■	■	■	•	•	•
2HCN Clay Noce HPL ⊕	■	■	■	•	•	■	■	■	•	■	■	■	•	•	•
2HCW Clay Wenge HPL ⊕	■	■	■	•	•	■	■	■	•	■	■	■	•	•	•
2HMG Merle HPL ⊕	■	■	■	•	•	■	■	■	•	■	•	■	•	•	•
2HSN Storm Noce HPL ⊕	■	■	■	•	•	■	■	■	•	■	■	■	•	•	•
2HSW Storm Wenge HPL ⊕	■	■	■	•	•	■	■	■	•	■	■	■	•	•	•
Open Line Laminate (Upcharge)															
Open Line Laminate	•	•	■	•	•	•	•	•	•	•	•	•	•	•	•
Textured Woodgrain Laminates—Select Surfaces															
2TH2 Fawn Cypress	■	■	•	•	•	■	■	■	•	■	■	■	•	•	•
2TH3 Weathered Char	■	■	•	•	•	■	■	■	•	■	■	■	•	•	•
2TH4 Saddle Oak	■	■	•	•	•	■	■	■	•	■	■	■	•	•	•
2TH5 Veranda Teak	■	■	•	•	•	■	■	■	•	■	■	■	•	•	•
2TH6 Persian Cherry	■	■	•	•	•	■	■	■	•	■	■	■	•	•	•
2TH7 Walnut Heights	■	■	•	•	•	■	■	■	•	■	■	■	•	•	•

Legend

- • = Not available
- ■ = Available
- □ = Available with exceptions
- Ⓔ = Established
- ⊕ = Global palette
- ▶ See *Surface Materials* and Specifying pages.

Products that are missing from the matrix are not available with these surface materials.

Color, stability, and lighting

Surface materials are formulated to maintain compatibility under horizon light, daylight, and cool white light. As a precaution, always select colors and materials under the specific type of lighting they will receive in actual office use. Particular care should be used with high intensity discharge light, which can adversely affect color compatibility. The swatch material on this card is provided as a color guideline. There may be variations in color, texture, and finish between this sample and the actual product.

Recommended Edge Banding Finishes for Low-Pressure Laminate and High-Pressure Laminate Products

For use on: Jenny

High-Pressure Laminate Color		Recommended Edge Band	
2422	Medium Cherry	6036	Medium Cherry
2592	Blonde on Maple	6038	Blonde On Maple
2714	Natural Walnut	6041	Natural Walnut
2820	Coffee Speckle	6631	Cream
2822	Woodrose Speckle E	6635	Dawn E
2823	Driftwood Speckle	6631	Cream
2824	Smoke Speckle	6636	Mist
2825	Vanadium Speckle	6619	Ice E
2851	Rhyme Fiber E	6631	Cream
2854	Vellum Fiber	6655	Warm White
2859	Novell Fiber	6001	Coffee
2860	Granite Fiber	6000	Black
2861	Coconut Fiber	6654	Sand
2862	Stucco Fiber	6053	Seagull
2870	Blonde Bronze Patina	6654	Sand
2871	Blackened Bronze Patina	6615	Grey V5
2873	Instant Iron Patina	6615	Grey V5
2884	Milk	6052	Milk
2920	Marl Micro	6053	Seagull
2921	Gypsum Micro	6654	Sand
2922	Clay Micro	6654	Sand
2923	Shadow Micro E	6249	Platinum Solid

Low-Pressure Laminate Color		Recommended Edge Band	
25L1	Winter on Maple LPL	6037	Winter on Maple
25L5	Virginia Walnut LPL	6242	Virginia Walnut
25L6	Blackwood LPL	6243	Blackwood
25L8	Clear Walnut LPL	6245	Clear Walnut
25L9	Warm Oak LPL E	6246	Warm Oak E
26L1	Natural Cherry V2 LPL	6034	Natural Cherry
2L30	Arctic White LPL	6009	Arctic White
2LAN	Ash Noce LPL	6707	Ash Noce
2LAT	Acacia LPL	6213	Acacia
2LAW	Ash Wenge LPL	6703	Ash Wenge
2LBN	Bisque Noce LPL	6708	Bisque Noce
2LBW	Bisque Wenge LPL	6705	Bisque Wenge
2LCN	Clay Noce LPL	6709	Clay Noce
2LCW	Clay Wenge LPL	6706	Clay Wenge
2LSN	Storm Noce LPL	6710	Storm Noce
2LSW	Storm Wenge LPL	6704	Storm Wenge

E = Established

For Use on: Tour

High-Pressure Laminate Color		Recommended Edge Band	
2422	Medium Cherry	6036	Medium Cherry
2592	Blonde on Maple	6038	Blonde on Maple
2714	Natural Walnut	6041	Natural Walnut
2820	Coffee Speckle	6631	Cream
2822	Woodrose Speckle E	6635	Dawn E
2823	Driftwood Speckle	6631	Cream
2824	Smoke Speckle	6636	Mist
2825	Vanadium Speckle	6619	Ice E
2851	Rhyme Fiber E	6631	Cream
2854	Vellum Fiber	6655	Warm White
2859	Novell Fiber	6001	Coffee
2860	Granite Fiber	6000	Black
2861	Coconut Fiber	6654	Sand
2862	Stucco Fiber	6053	Seagull
2870	Blonde Bronze Patina	6654	Sand
2871	Blackened Bronze Patina	6615	Grey V5
2873	Instant Iron Patina	6615	Grey V5
2884	Milk	6052	Milk
2920	Marl Micro	6053	Seagull
2921	Gypsum Micro	6654	Sand
2922	Clay Micro	6654	Sand
2923	Shadow Micro E	6249	Platinum Solid

Low-Pressure Laminate Color		Recommended Edge Band	
25L1	Winter on Maple LPL	6037	Winter on Maple
25L5	Virginia Walnut LPL	6242	Virginia Walnut
25L6	Blackwood LPL	6243	Blackwood
25L8	Clear Walnut LPL	6245	Clear Walnut
25L9	Warm Oak LPL E	6246	Warm Oak E
26L1	Natural Cherry V2 LPL	6034	Natural Cherry
2L30	Arctic White LPL	6009	Arctic White

For Use on: Bivi Tables, Table Tops, and Storage

High-Pressure Laminate Color		Recommended Edge Band	
2406	Clear Cherry	6234	Clear Cherry
2409	Clear Maple	6237	Clear Maple
2410	Graphite Walnut	6231	Graphite Walnut
2412	Natural Cherry	6034	Natural Cherry
2422	Medium Cherry	6036	Medium Cherry
2503	Brushed Silver	6689	Brushed Silver
2511	Winter on Maple	6037	Winter on Maple
2535	Virgina Walnut	6242	Virginia Walnut
2536	Blackwood	6243	Blackwood
2538	Clear Walnut	6245	Clear Walnut
2539	Warm Oak E	6246	Warm Oak
2592	Blonde on Maple	6038	Blonde on Maple
2612	Marbled Maple	6676	Marbled Maple
2614	Chocolate Walnut	6677	Chocolate Walnut
2615	Marbled Cherry	6878	Marbled Cherry
2714	Natural Walnut	6041	Natural Walnut
2722	Cream E	6631	Cream
2730	Arctic White	6009	Arctic White
2746	Black	6000	Black
2759	Warm White E	2759	Warm White
2772	Medium Mahogany on Walnut E	6045	Medium Mahogany on Walnut E
2811	Mist E	6636	Mist
2820	Coffee Speckle	6631	Cream
2822	Woodrose Speckle E	6635	Dawn E
2823	Driftwood Speckle	6631	Cream
2824	Smoke Speckle	6636	Mist
2825	Vanadium Speckle	6619	Ice E
2850	Vanadium Fiber	6654	Sand
2851	Rhyme Fiber E	6631	Cream
2852	Tungsten Fiber	6636	Mist
2854	Vellum Fiber	6655	Warm White
2859	Novell Fiber	6001	Coffee
2860	Granite Fiber	6000	Black
2861	Coconut Fiber	6654	Sand
2862	Stucco Fiber	6053	Seagull
2870	Blonde Bronze Patina	6654	Sand
2871	Blackened Bronze Patina	6615	Grey V5
2873	Instant Iron Patina	6615	Grey V5
2883	Seagull	6053	Seagull
2884	Milk	6052	Milk
2885	Dune	6654	Dune
2920	Marl Micro	6053	Seagull
2921	Gypsum Micro	6654	Sand
2922	Clay Micro	6654	Sand
2923	Shadow Micro E	6249	Platinum Solid
2HAK	Clear Oak	6219	Clear Oak
2HAN	Ash Noce	6707	Ash Noce
2HAT	Acacia	6213	Acacia
2HAW	Ash Wenge	6703	Ash Wenge
2HBN	Bisque Noce	6708	Bisque Noce
2HBW	Bisque Wenge	6705	Bisque Wenge
2HCN	Clay Noce	6709	Clay Noce
2HCW	Clay Wenge	6706	Clay Wenge
2HMG	Merle	6527	Merle
2HSN	Storm Noce	6710	Storm Noce
2HSW	Storm Wenge	6704	Storm Wenge
Select Surfaces			
2TH2	Fawn Cypress	6T02	Fawn Cypress
2TH3	Weathered Char	6T03	Weathered Char
2TH4	Saddle Oak	6T04	Saddle Oak
2TH5	Veranda Teak	6T05	Veranda Teak
2TH6	Persian Cherry	6T06	Persian Cherry
2TH7	Walnut Heights	6T07	Walnut Heights

E = Established

For Use on: Campfire Slim Table, Skate Table, and turnstone Simple Tables

High-Pressure Laminate Color		Recommended Edge Band	
2406	Clear Cherry	6234	Clear Cherry
2409	Clear Maple	6237	Clear Maple
2410	Graphite Walnut	6231	Graphite Walnut
2412	Natural Cherry	6034	Natural Cherry
2422	Medium Cherry	6036	Medium Cherry
2511	Winter on Maple	6037	Winter on Maple
2535	Virgina Walnut	6242	Virginia Walnut
2536	Blackwood	6243	Blackwood
2538	Clear Walnut	6245	Clear Walnut
2539	Warm Oak E	6246	Warm Oak
2592	Blonde on Maple	6038	Blonde on Maple
2612	Marbled Maple	6676	Marbled Maple
2614	Chocolate Walnut	6677	Chocolate Walnut
2615	Marbled Cherry	6878	Marbled Cherry
2714	Natural Walnut	6041	Natural Walnut
2722	Cream E	6631	Cream
2730	Arctic White	6009	Arctic White
2746	Black	6000	Black
2759	Warm White E	2759	Warm White
2772	Medium Mahogany on Walnut E	6045	Medium Mahogany on Walnut E
2811	Mist E	6636	Mist
2820	Coffee Speckle	6631	Cream
2822	Woodrose Speckle E	6635	Dawn E
2823	Driftwood Speckle	6631	Cream
2824	Smoke Speckle	6636	Mist
2825	Vanadium Speckle	6619	Ice E
2850	Vanadium Fiber	6654	Sand
2851	Rhyme Fiber E	6631	Cream
2852	Tungsten Fiber	6636	Mist
2854	Vellum Fiber	6655	Warm White
2859	Novell Fiber	6001	Coffee
2860	Granite Fiber	6000	Black
2861	Coconut Fiber	6654	Sand
2862	Stucco Fiber	6053	Seagull
2870	Blonde Bronze Patina	6654	Sand
2871	Blackened Bronze Patina	6615	Grey V5
2873	Instant Iron Patina	6615	Grey V5
2883	Seagull	6053	Seagull
2884	Milk	6052	Milk
2885	Dune	6654	Dune
2920	Marl Micro	6053	Seagull
2921	Gypsum Micro	6654	Sand
2922	Clay Micro	6654	Sand
2923	Shadow Micro E	6249	Platinum Solid
2HAK	Clear Oak	6219	Clear Oak
2HAN	Ash Noce	6707	Ash Noce
2HAT	Acacia	6213	Acacia
2HAW	Ash Wenge	6703	Ash Wenge
2HBN	Bisque Noce	6708	Bisque Noce
2HBW	Bisque Wenge	6705	Bisque Wenge
2HCN	Clay Noce	6709	Clay Noce
2HCW	Clay Wenge	6706	Clay Wenge
2HSN	Storm Noce	6710	Storm Noce
2HSW	Storm Wenge	6704	Storm Wenge
Select Surfaces			
2TH2	Fawn Cypress	6T02	Fawn Cypress
2TH3	Weathered Char	6T03	Weathered Char
2TH4	Saddle Oak	6T04	Saddle Oak
2TH5	Veranda Teak	6T05	Veranda Teak
2TH6	Persian Cherry	6T06	Persian Cherry
2TH7	Walnut Heights	6T07	Walnut Heights

E = Established

Edge Banding Color Defaults

Alight Lounge

Wood

Plastic edge plastic color on worksurfaces is a default and cannot be specified. It is determined by the wood color specified.

Wood Color		Default Veneer Edge Color
3412	Natural Cherry Ⓔ	Natural Cherry
3522	Clear Maple	Clear Maple
3762	Dark Walnut	Dark Walnut

Campfire Slim Table and Campfire Skate Table

Plastic edge band color is determined by Low-Pressure Laminate color specified.

Low-Pressure Laminate Color		Default Edge Band Color	
25L5	Virginia Walnut LPL	6242	Virginia Walnut
25L6	Blackwood LPL	6243	Blackwood
25L8	Clear Walnut LPL	6245	Clear Walnut
25L9	Warm Oak LPL Ⓔ	6246	Warm Oak Ⓔ
26L1	Natural Cherry V2 LPL	6034	Natural Cherry
2L30	Arctic White LPL	6009	Arctic White

Ⓔ = Established

Open Line Laminate

The Open Line Laminate (OLL) program offers the opportunity for customers to select laminates that are not offered through the standard turnstone laminate offering for use on turnstone products.

The following products are available using the OLL process: Jenny and Tour.

An additional feature of the Open Line laminate program is the ability to order different edge colors (other than the default edge color specified in the specification guide) for use with standard turnstone laminates. See below for pricing information for this application.

Application Testing/Approval

To order an Open Line laminate on a turnstone product, first confirm that the selected laminate has been tested and approved for use on a specific product by checking the custom surface materials webpage at *www.steelcase.com/surface-materials* under the Custom Surfaces section.

If the laminate is **approved**, you may continue the ordering process. If the laminate has **failed** to meet testing and approval standards, you must choose another laminate. If the laminate is **not listed**, turnstone laminate.

To have your material tested, send the following materials to Steelcase:
- One (1) 4' x 8' sheet of high-pressure decorative laminate that is vertical grade, post formable (VGP), and 0.028" (0.7 mm) thick
- A completed Open Line Laminate Testing Request Form

Access the webpage at *www.steelcase.com*. Under surface materials, select custom surface materials and the Open Line laminate option. The test request form can be found under "create test request".
Note: All information on the form is required in order to complete testing.

Send your laminate materials to:
Steelcase Inc.
Attn: OLL Testing Department
901 44th Street
Grand Rapids, MI 49508

Submit Request
Use the electronic Open Line Laminate Testing Request Form found on the Steelcase custom surface materials webpage under the "How To Test" tab, or fax a copy of the form to 616.698.4700.

Test Results
Test results will be returned by fax or e-mail in four working days from receipt of laminate and form.

Not all testing is based on actual production conditions. Because some laminates vary in fabrication, turnstone reserves the right to reject any non-standard laminates that do not meet manufacturing requirements, even though the sample passed initial testing.

Application Direction

Open Line laminates are applied to products in the turnstone standard application direction. For directional laminates, each individual specification guide shows the standard application direction for that product. Application in other than standard direction must be processed through Specials Engineering.

Open Line Laminates Square Footage Requirements

To determine how much laminate you will need, access the calculator found on the Steelcase custom surface materials webpage at *www.steelcase.com/surface-materials* under the Custom Surfaces section. Material estimates will vary depending on the following items:
- Laminate properties
- Laminate directionality
- Sheet sizes offered by the vendor
- Edge type
- Product style number
- Quantity of products being manufactured

Open Line Laminates Pricing

Open Line laminates are available at an additional $69 (U.S.) per unit, plus the cost of the laminate. If you select Formica, Nevamar, Pionite, or WilsonArt laminate, the cost of the laminate is $1.10 (U.S.) per square foot. (Non-Discountable)

Example:
4' x 8' sheet = 32 square feet
32 square feet x $1.10 = $35.20 (U.S.)
per sheet

Basic High-Pressure Laminate pricing does not include premium or digitally printed patterns from any suppliers. Laminate cost may also vary for basic or standard laminates from other suppliers. Please contact the OLL consultant at 616.475.2426 for pricing. The cost of the laminate will be added to your invoice as a separate line on the acknowledgement.

There are no additional charges beyond the initial $69 U.S. list to obtain **different edge colors with turnstone standard laminates.**

Special engineering products using the Open Line laminate process will be priced at $69 (U.S. list) per surface, plus the cost of the laminate. If you select Formica, Nevamar, Pionite, or Wilson Art laminate to be used on Special Engineering products, the cost of the laminate is $45 (U.S.) per surface. (Non-Discountable).

There are no additional charges beyond the initial $69 (U.S. list) and any applicable Special Engineering charges to obtain different edge colors with turnstone standard laminates.

How to Order

Once you have confirmed that the laminate you've selected has been tested and approved, you are ready to place your order.

To order an Open Line laminate on a turnstone product:
- Mark the purchase order with the
  - –Laminate manufacturer,
  - –Laminate number, and
  - –Laminate description
- Use the appropriate Open Line laminate number (2900).
- Use the appropriate edge band color number to indicate the edge color requirements.

The order is subject to the manufacturer's minimum order requirements. Please contact the laminate supplier for verification of minimum order requirements before ordering.

turnstone to Purchase Service

The Open Line laminate program includes a service to purchase approved Open Line laminates for use on turnstone products. **turnstone will facilitate the ordering, scheduling, and shipment of Open Line laminates directly from the suppliers and will apply it to the product.**

turnstone is the only party that may purchase material. The only time the customer purchases material is for testing purposes.

Additional lead times apply to all orders specifying Open Line laminates.

turnstone is not responsible for overages and will not issue credit for any differences between the estimated amount provided and the actual amount ordered and acknowledged.

Laminate suppliers require laminate to be purchased in full sheets. turnstone will determine how many sheets are needed and order appropriately.

Contact

For Open Line laminate test results, Application Test Request Form, or square foot requirements, visit the custom surface materials webpage at *www.steelcase.com/surface-materials* under the Custom Surfaces section.

For additional information call
1.800.TURNSTONE

Wood Matrix

For a surface materials listing of individual product lines, see *Surface Materials* at the end of each product chapter:

- ▶ Bivi, page 110
- ▶ Campfire, page 212
- ▶ Seating, page 311
- ▶ Tables, page 338

Legend

- • = Not available
- ■ = Available
- □ = Available with exceptions
- Ⓔ = Established
- ▶ See *Surface Materials* and Specifying pages.

	Fill Level	Alight Occasional Tables	Bassline	Bivi	Campfire Big Tables	Campfire Personal Tables	Campfire Skate & Slim Tables
Quarter Cut							
Ash							
3042 QC/OP Ash**	OP	•	■	■	■	•	•
Maple							
3222 QC/OP Clear Maple**	OP	•	■	■	■	•	•
3224 QC/FF Clear Maple**	FF	•	■	■	■	•	•
3272 QC/OP Amber on Maple Ⓔ	OP	•	■	■	■	•	•
3274 QC/FF Amber on Maple Ⓔ	FF	•	■	■	■	•	•
3292 QC/OP Blonde on Maple	OP	•	■	■	■	•	•
3294 QC/FF Blonde on Maple	FF	•	■	■	■	•	•
Walnut							
3302 QC/OP Clear Walnut	OP	•	■	■	■	•	•
3304 QC/FF Clear Walnut	FF	•	■	■	■	•	•
3312 QC/OP Natural Walnut	OP	•	■	■	■	•	•
3314 QC/FF Natural Walnut	FF	•	■	■	■	•	•
3322 QC/OP Dark Mahogany on Walnut	OP	•	■	■	■	•	•
3324 QC/FF Dark Mahogany on Walnut	FF	•	■	■	■	•	•
3352 QC/OP Medium Walnut	OP	•	■	■	■	•	•
3354 QC/FF Medium Walnut	FF	•	■	■	■	•	•
3362 QC/OP Dark Walnut	OP	•	■	■	■	•	•
3364 QC/FF Dark Walnut	FF	•	■	■	■	•	•
3372 QC/OP Medium Mahogany on Walnut	OP	•	■	■	■	•	•
3374 QC/FF Medium Mahogany on Walnut	FF	•	■	■	■	•	•
3382 QC/OP Graphite Walnut	OP	•	■	■	■	•	•
3384 QC/FF Graphite Walnut	FF	•	■	■	■	•	•

Tip: The wood used in the construction of chairs is either maple or European beech. Wood finishes will match, but will not have the same natural grain.

Tip: Wood color 3522 is a clear coat. Therefore, the natural variations in wood (maple or European beech) will be visible.

Tip: Due to natural variations in wood, finished products may vary in color, texture and grain.

For a surface materials listing of individual product lines, see *Surface Materials* at the end of each product chapter:

- ▶ Bivi, page 110
- ▶ Campfire, page 212
- ▶ Seating, page 311
- ▶ Tables, page 338

Legend

- • = Not available
- ■ = Available
- □ = Available with exceptions
- Ⓔ = Established
- ▶ See *Surface Materials* and Specifying pages.

	Fill Level	Alight Occasional Tables	Bassline	Bivi	Campfire Big Tables	Campfire Personal Tables	Campfire Skate & Slim Tables
Flat Cut							
Cherry							
3402 FC/OP Clear Cherry (Aged)	OP	•	■	■	■	•	•
3404 FC/FF Clear Cherry (Aged)	FF	•	■	■	■	•	•
3412 FC/OP Natural Cherry Ⓔ	OP	■	■	■	■	•	•
3414 FC/FF Natural Cherry Ⓔ	FF	•	■	■	■	•	•
3422 FC/OP Medium Cherry	OP	•	■	■	■	•	•
3424 FC/FF Medium Cherry	FF	•	■	■	■	•	•
Maple							
3522 FC/OP Clear Maple**	OP	■	■	■	■	•	•
3524 FC/FF Clear Maple**	FF	•	■	■	■	•	•
3544 FC/FF Blonde on Maple	FF	•	■	■	■	•	•
3572 FC/OP Amber on Maple Ⓔ	OP	•	■	■	■	•	•
3574 FC/FF Amber on Maple Ⓔ	FF	•	■	■	■	•	•
3582 FC/OP Winter on Maple Ⓔ	OP	•	■	■	■	•	•
3592 FC/OP Blonde on Maple	OP	•	■	■	■	•	•
Walnut							
3062 FC/OP Graphite Walnut	OP	•	■	■	■	•	•
3064 FC/FF Graphite Walnut	FF	•	■	■	■	•	•
3702 FC/OP Clear Walnut	OP	•	■	■	■	•	•
3704 FC/FF Clear Walnut	FF	•	■	■	■	•	•
3712 FC/OP Natural Walnut	OP	•	■	■	■	•	•
3714 FC/FF Natural Walnut	FF	•	■	■	■	•	•
3722 FC/OP Dark Mahogany on Walnut	OP	•	■	■	■	•	•
3724 FC/FF Dark Mahogany on Walnut	FF	•	■	■	■	•	•
3752 FC/OP Medium Walnut	OP	•	■	■	■	•	•
3754 FC/FF Medium Walnut	FF	•	■	■	■	•	•
3762 FC/OP Dark Walnut	OP	■	■	■	■	•	•
3764 FC/FF Dark Walnut	FF	•	■	■	■	•	•
3772 FC/OP Medium Mahogany on Walnut	OP	•	■	■	■	•	•
3774 FC/FF Medium Mahogany on Walnut	FF	•	■	■	■	•	•

***To ensure an understanding of the color ranges and characteristic variations of natural veneer, a sign-off sheet is required prior to orders being accepted for this clear-coat finish. The sign-off sheet is available through Steelcase Marketing Resources. Form number 05-0001370.*

Tip: The wood used in the construction of chairs is either maple or European beech. Wood finishes will match, but will not have the same natural grain.

Tip: Wood color 3522 is a clear coat. Therefore, the natural variations in wood (maple or European beech) will be visible.

Tip: Due to natural variations in wood, finished products may vary in color, texture and grain.

For a surface materials listing of individual product lines, see *Surface Materials* at the end of each product chapter:

- ▶ Bivi, page 110
- ▶ Campfire, page 212
- ▶ Seating, page 311
- ▶ Tables, page 338

	Fill Level	Alight Occasional Tables	Bassline	Bivi	Campfire Big Tables	Campfire Personal Tables	Campfire Skate & Slim Tables
Rift Cut							
Oak							
3602 RC/OP Desert Oak	OP	•	■	■	■	•	•
3604 RC/FF Desert Oak	FF	•	■	■	■	•	•
3611 RC/OP Natural Oak	OP	•	■	■	■	■	■
3612 RC/OP Warm Oak Ⓔ	OP	•	■	■	■	•	•
3614 RC/FF Warm Oak Ⓔ	FF	•	■	■	■	•	•
3692 RC/OP Espresso Oak	OP	•	■	■	■	•	•
3694 RC/FF Espresso Oak	FF	•	■	■	■	•	•
Premium Wood**							
Wood Group 2							
3032 QC/OP Dark Thin Line Bamboo	OP	•	■	■	■	•	•
3052 QC/OP Ribbon Sapele	OP	•	■	■	■	•	•
Wood Group 3							
3832 QC/OP Figured Anegre	OP	•	■	■	■	•	•
3842 QC/OP Figured Makore	OP	•	■	■	■	•	•

Legend

- • = Not available
- ■ = Available
- □ = Available with exceptions
- Ⓔ = Established
- ▶ See *Surface Materials* and Specifying pages.

Tip: The wood used in the construction of chairs is either maple or European beech. Wood finishes will match, but will not have the same natural grain.

Tip: Wood color 3522 is a clear coat. Therefore, the natural variations in wood (maple or European beech) will be visible.

Tip: Due to natural variations in wood, finished products may vary in color, texture and grain.

For a surface materials listing of individual product lines, see *Surface Materials* at the end of each product chapter:

- ▶ Bivi, page 110
- ▶ Campfire, page 212
- ▶ Seating, page 311
- ▶ Tables, page 338

Legend

- • = Not available
- ■ = Available
- □ = Available with exceptions
- Ⓔ = Established
- ▶ See *Surface Materials* and Specifying pages.

	Fill Level	Alight Occasional Tables	Bassline	Bivi	Campfire Big Tables	Campfire Personal Tables	Campfire Skate & Slim Tables
Composite Veneers—Select Surfaces							
Wood Group 1							
3F8X QC/OP European Walnut Composite	OP	•	■	■	■	•	•
3GAX QC/OP Gold Teak Composite	OP	•	■	■	■	•	•
3GFX QC/OP Rosewood Composite	OP	•	■	■	■	•	•
3GGX QC/OP Zebrano Composite	OP	•	■	■	■	•	•
3HGX QC/OP Oak Composite	OP	•	■	■	■	•	•
3HVX QC/OP Walnut Composite	OP	•	■	■	■	•	•
3JDX FC/OP Oak Composite	OP	•	■	■	■	•	•
3JEX QC/OP Maple Composite	OP	•	■	■	■	•	•
3JFX FC/OP Maple Composite	OP	•	■	■	■	•	•
3JGX QC/OP Cherry Composite	OP	•	■	■	■	•	•
3JHX FC/OP Cherry Composite	OP	•	■	■	■	•	•
3JJX FC/OP Walnut Composite	OP	•	■	■	■	•	•
Planked Veneer—Select Surfaces							
Wood Group 1							
3P61 Planked Oak	OP	■	■	■	■	•	■
3P71 Planked Walnut	OP	■	■	■	■	•	■
Natural Veneer—Select Surfaces							
Wood Group 1							
35A2 FC/OP Blanch Maple	OP	•	•	■	■	•	•
37A2 FC/OP Thunder Walnut	OP	•	•	■	■	•	•
32A2 QC/OP Blanch Maple	OP	•	•	■	■	•	•
33A2 QC/OP Thunder Walnut	OP	•	•	■	■	•	•
36A2 RC/OP Volcanic Oak	OP	•	•	■	■	•	•

***To ensure an understanding of the color ranges and characteristic variations of natural veneer, a sign-off sheet is required prior to orders being accepted for this clear-coat finish. The sign-off sheet is available through Steelcase Marketing Resources. Form number 05-0001370.*

Tip: The wood used in the construction of chairs is either maple or European beech. Wood finishes will match, but will not have the same natural grain.

Tip: Wood color 3522 is a clear coat. Therefore, the natural variations in wood (maple or European beech) will be visible.

Tip: Due to natural variations in wood, finished products may vary in color, texture and grain.

Plastic Matrix

For a surface materials listing of individual product lines, see *Surface Materials* at the end of each product chapter:

- ▶ Bivi, page 110
- ▶ Seating, page 311
- ▶ Tables, page 338

	Bivi	Buoy	Campfire Footrest	Campfire LED Personal Task Light	Campfire Paper Table	cobi Select	Scoop	Shortcut
6000 Black	■	•	•	•	•	•	•	•
6009 Arctic White ⊕	■	■	■	■	■	•	•	■
6059 Sterling Dark Solid	•	•	•	•	•	•	•	■
627T Black	•	•	•	•	•	•	•	•
6205 Black ⊕	•	■	•	•	•	•	•	■
6249 Platinum Solid ⊕	■	•	•	•	•	•	•	■
6259 Midnight	•	•	•	•	•	•	•	■
628T Natural	•	•	•	•	•	•	•	•
6271 Plywood	■	•	•	•	•	•	•	•
6295 Near Black	•	•	•	•	•	■	•	•
631T Dark Grey	•	•	•	•	•	•	•	•
6332 Citron	•	•	•	•	•	•	•	■
6333 Picasso ⊕	•	■	■	•	•	•	•	■
6335 Wasabi ⊕	•	■	■	•	•	•	•	■
6336 Jazz ⊕	•	•	•	•	•	•	•	■
6337 Element ⊕	•	■	•	•	•	•	•	■
6338 Chili Red ⊕	•	■	■	•	•	•	•	■
6505 Frosted White	•	•	•	•	•	•	•	•
6527 Merle ⊕	■	■	■	•	•	•	•	•
6618 White	•	•	•	•	•	•	■	•
6651 Tungsten	■	•	•	•	•	•	•	•
6652 Titanium	■	•	•	•	•	•	•	•
6654 Sand	■	•	•	•	•	•	•	•
6682 Cobblestone	•	•	•	•	•	•	■	•
6697 Fog	■	•	•	•	•	•	•	•
6B03 Red	■	•	•	•	•	•	•	•

Legend

- • = Not available
- ■ = Available
- □ = Available with exceptions
- Ⓔ = Established
- ⊕ = Global palette
- ▶ See *Surface Materials* and Specifying pages.

Products that are missing from the matrix are not available with these surface materials.

Seating Upholstery Matrix

turnstone

	Price Group	Alight Lounge Series	Bivi Hoodie	Bivi Rumble Seat	Buoy	Campfire Big Lamp	Campfire Lounges	cobi Select	Jack Task Chairs	Jenny Lounge	Lincoln Lounge	Reply Select - Mesh Back	Rumble Seat	Scoop - Upholstered Seat	Shortcut	Tour - Lateral File Cushion	Tour Tackboards	Uno Select
Billiard Multi-Use by Designtex	3	■	•	■	■	•	■	•	■	■	•	■	•	■	■	■	■	■
Bo Peep	5	■	•	•	■	•	■	•	■	■	•	•	•	■	■	■	•	•
Brisa	6	■	•	■	■	•	■	•	■	■	•	•	•	■	■	■	•	•
Buzz2 ⊕	1	■	•	■	■	•	■	•	■	■	•	■	•	■	■	■	•	■
Chainmail	2	■	•	•	■	•	■	•	■	■	•	•	•	■	■	■	•	■
Cogent: Connect ⊕	2	■	■	■	■	■	■	■	■	■	•	•	■	■	■	■	•	■
Cogent: Geode Vertical Ⓔ	2	■	•	•	•	•	■	•	■	■	•	•	•	■	■	■	•	•
Cogent: Trails	2	■	•	•	■	•	■	•	■	■	•	•	•	■	■	■	•	•
Elmosoft Leather	EL	•	•	•	•	•	•	•	•	•	•	•	•	•	■	•	•	•
Gaja — C2C ⊕	3	■	•	■	■	•	■	•	■	■	•	•	•	■	■	■	•	•
Imperma	3	■	•	•	■	•	■	•	■	■	•	•	•	■	■	■	•	•
Jacks Ⓔ	1	■	•	•	■	•	■	•	■	■	•	•	•	■	■	■	•	•
turnstone Leather	NA	•	•	•	•	•	•	•	•	•	■	•	•	•	•	•	•	•
Steelcase Leather	L	•	•	•	•	•	•	•	•	■	•	•	•	•	■	■	•	•
Link	1	■	•	•	•	•	■	•	■	■	•	•	•	■	■	■	•	•
New Black: Bruce	1	■	•	•	■	•	■	•	■	■	•	•	•	■	■	■	•	•
New Black: Harley	2	■	•	•	■	•	■	•	■	■	•	•	•	■	■	■	•	•
New Black: Henry	1	■	•	•	■	•	■	•	■	■	•	•	•	■	■	■	•	•
New Black: Jack	2	■	•	•	■	•	■	•	■	■	•	•	•	■	■	■	•	•
New Black: James	2	■	•	•	■	•	■	•	■	■	•	•	•	■	■	■	•	•
Nitelights	2	■	•	•	■	•	■	•	■	■	•	•	•	■	■	■	■	•
Playground Ⓔ	1	■	•	•	■	•	■	•	■	■	•	•	•	■	■	■	•	•
Redeem	3	■	•	•	■	•	■	•	■	■	•	•	•	■	■	■	•	•
Remix ⊕	5	■	•	•	■	•	■	•	■	■	•	•	•	■	■	■	•	•
Retrieve	3	■	•	•	■	•	■	•	■	■	•	•	•	■	■	■	•	•
Seating Vinyl Ⓔ	2	■	•	•	■	•	■	•	■	■	•	•	•	■	■	■	•	•
Spyder Ⓔ	2	■	•	•	■	•	■	•	■	■	•	•	•	■	■	■	•	•
Stand In	2	■	•	•	■	•	■	•	■	■	•	•	•	■	■	■	•	•
Steelcut Trio ⊕	7	■	•	•	■	•	■	•	■	■	•	•	•	■	■	■	•	•
Texel	3	■	•	•	■	•	■	•	■	■	•	•	•	■	■	•	•	•

Legend

- • = Not available
- ■ = Available
- □ = Available with exceptions
- EL=Elmosoft leather
- Ⓔ = Established
- ⊕ = Global palette
- ▶ See *Surface Materials* and Specifying pages.

Products that are missing from the matrix are not available with these surface materials.

Surface Materials

Vertical Surface Fabric Matrix

turnstone

Legend

- • = Not available
- ■ = Available
- □ = Available with exceptions
- Ⓔ = Established
- ⊕ = Global palette
- ▶ See *Surface Materials* and Specifying pages.

Products that are missing from the matrix are not available with these surface materials.

	Price Group	Roll Width	Bivi	Tour Tackboards
Abacus Ⓔ	1	66"	■	•
Alloy	1	66"	•	•
Amiranté Ⓔ	2	66"	•	•
Ashanti Reverse Ⓔ	2	66"	•	•
Bariolage	2	66"	•	•
Billiard Multi-Use by Designtex	3	54"	■	■
Boccie	1	66"	•	■
Bouquet Ⓔ	2	66"	•	•
Buzz2 ⊕	1	54"	•	■
Charm	1	66"	•	•
Cogent: Connect Seating ⊕	2	62"	■	•
Cogent: Geode Vertical Ⓔ	2	66"	■	•
Cornice Ⓔ	1	66"	•	•
Embrasure Ⓔ	1	66"	•	•
Flip: Orbit	2	66"	•	•
Flip: Plain Jane	2	66"	•	•
Flip: TexHex	2	66"	•	•
Fresco	2	66"	•	•
Lapel	1	66"	•	•
Latch	2	66"	•	•
Lido	A	66"	•	•
Milano Ⓔ	2	66"	•	•
New Black: Bruce	1	56"	•	•
New Black: Harley	2	56"	•	•
New Black: Henry	1	56"	•	•
New Black: Jack	2	56"	•	•
New Black: James	2	56"	•	•
Optic	1	66"	•	•
Pianista	1	66"	•	•
Regatta Ⓔ	2	66"	•	•
Rhythm	1	66"	•	•
Sprite	A	66"	•	•
Tinsel	1	66"	•	•

Fire Code Seating Upholstery Matrix

turnstone

Seating Upholstery: Availability of Fire Code Treatment

Tip: For the most up to date availability information, please check the COM website for testing results on www.steelcase.com

	Price Group	Alight Lounge Series	Bivi Hoodie	Bivi Rumble Seat	Buoy	Campfire Big Lamp	Campfire Lounges	cobi Select	Jack Task Chairs	Jenny Lounge	Lincoln Lounge	Reply Select - Mesh Back	Scoop - Upholstered Seat	Shortcut	Tour - Lateral File Cushion	Uno Select
Billiard Multi-Use by Designtex	3	•	•	•	•	•	•	•	•	•	•	•	•	•	•	•
Bo Peep	5	•	•	•	■	•	•	•	•	•	•	•	•	•	•	•
Brisa	6	•	•	•	•	•	•	•	•	•	•	•	•	•	•	•
Buzz2 🌐	1	•	•	•	■	•	•	•	•	•	•	•	•	•	•	•
Chainmail	2	•	•	•	■	•	•	•	•	•	•	•	•	•	•	•
Cogent: Connect 🌐	2	•	•	•	•	•	•	•	•	•	•	•	•	•	•	•
Cogent: Geode Vertical Ⓔ	2	•	•	•	•	•	•	•	•	•	•	•	•	•	•	•
Cogent: Trails	2	•	•	•	•	•	•	•	•	•	•	•	•	•	•	•
Elmosoft Leather	EL	•	•	•	•	•	•	•	•	•	•	•	•	•	•	•
Gaja — C2C 🌐	3	•	•	•	•	•	•	•	•	•	•	•	•	•	•	•
Imperma	3	•	•	•	•	•	•	•	•	•	•	•	•	•	•	•
Jacks Ⓔ	1	•	•	•	•	•	•	•	•	•	•	•	•	•	•	•
turnstone Leather	NA	•	•	•	•	•	•	•	•	•	•	•	•	•	•	•
Steelcase Leather	L	•	•	•	•	•	•	•	•	•	•	•	•	•	•	•
Link	1	•	•	•	•	•	•	•	•	•	•	•	•	•	•	•
Nitelights	2	•	•	•	•	•	•	•	•	•	•	•	•	•	•	•
Playground Ⓔ	1	•	•	•	•	•	•	•	•	•	•	•	•	•	•	•
Redeem	3	•	•	•	•	•	•	•	•	•	•	•	•	•	•	•
Remix 🌐	5	•	•	•	•	•	•	•	•	•	•	•	•	•	•	•
Retrieve	3	•	•	•	•	•	•	•	•	•	•	•	•	•	•	•
Seating Vinyl Ⓔ	2	•	•	•	•	•	•	•	•	•	•	•	•	•	•	•
Spyder Ⓔ	2	•	•	•	•	•	•	•	•	•	•	•	•	•	•	•
Stand In	2	•	•	•	•	•	•	•	•	•	•	•	•	•	•	•
Steelcut Trio 🌐	7	•	•	•	•	•	•	•	•	•	•	•	•	•	•	•
Texel	3	•	•	•	•	•	•	•	•	•	•	•	•	•	•	•

Legend

- • = Not available
- ■ = Available
- □ = Available with exceptions
- ⊡ = Untested
- EL = Elmosoft leather
- L = Leather
- Ⓔ = Established
- 🌐 = Global palette
- ▶ See specification guide for details.

Understanding Customer's Own Material (COM)

The Customer's Own Material (COM) program allows customers to select textiles that are not offered through the standard Surface Materials program for use on turnstone products.

The COM process consists of seven steps: COM webpage, Testing/Approval, Steelcase to Purchase Service, Pricing, Cutting Direction, Yardage Requirements, and the Purchase Orders.

COM Webpage

- COM webpage features application test results for all COM, Designtex Graded-In, Options Collection and Classics Collection fabrics. The webpage allows you to calculate yardage requirements for most turnstone seating and systems products.
- Access the COM webpage at: *www.steelcase.com*.
  1.888.STEELCASE (1.888.783.3522) or send an e-mail to lineone@steelcase.com.

Application Testing/Approval

- Confirm that the selected COM has been tested and approved for application on a specific product by checking the COM webpage at: *www.steelcase.com*.

COM Application Testing or "approved for application" means the COM fabric has been reviewed for manufacturability using the standard manufacturing techniques to achieve acceptable appearance per Steelcase quality standards.

COM fabric performance, including durability, pilling, color fastness, stretch, splitting, fraying, etc. is not tested by Steelcase. Therefore, COMs are not covered by the Steelcase Warranty. Each COM vendor is responsible for all warranty claims related to fabric performance.

Steelcase reserves the right to reject or reverse any COM approval that does not meet the manufacturing requirements in actual production. COM approval may be rejected or reversed because not all application testing is based on actual production conditions and because some materials vary in fabrication.

- If the COM is approved, you may continue the order process.
- If the COM has failed, you must reselect a fabric.
- If the COM is not listed, that means Steelcase has not tested that fabric on our products.
  Helpful hint: Seating vinyl and leather do not require testing. Customer's own leather is available on Jenny Lounge seating. Customer's own vinyl is available on all seating products that accept Steelcase standard vinyl.
- If your material has not been tested, then send yardage (4.5 yards for seating, 2 yards for vertical surfaces) and submit a completed COM Application Testing Request form to:
  Steelcase Inc.
  Attn: COM Testing
  Door 305
  4060 Eastern Avenue
  Grand Rapids, MI 49508
- To ensure rapid processing, please use the electronic COM Application Testing Request form found on the COM webpage under the "How To Test" tab **or** fax a copy of the COM Testing Request form from the *Surface Materials Reference Manual* to 616.698.4700. **All information on the form is required in order to complete testing. COM tests cannot be performed if information is incomplete. Contact your requested fabric vendor for any missing information.**
- Test results will be returned (by fax or e-mail) in four working days from receipt of fabric and completed form.

COM materials that are approved for application to panel systems might require UL approval after application test approval. UL approval does involve fees and extended lead times.

All vertical surface COMs tested and approved with a content of 100% polyester meet a minimum of class C/UL1286. If class A or B fire rating is indicated, a burn test must be performed. All vertical surface COMs with a blended fabric construction require a UL burn test. For further UL information, contact a COM Consultant at 616.475.2426.
Tip: Jenny Lounge products have a relaxed appearance. With some COMs they may show soft comfort wrinkles upon use.

Steelcase to Purchase Service

The COM program also includes a service to purchase approved COM for our customers for use on turnstone products. Steelcase will facilitate the ordering, scheduling and shipment of COM directly from the suppliers. There are no additional charges for this service.

Steelcase is the only party that may purchase COM for all turnstone products.

In some instances, not all colors in a fabric family are approved. You will be informed of these instances before Steelcase purchases the fabric.

If for some reason the fabric must be ordered directly from the supplier, contact your Steelcase Solutions Fulfillment Team Representative for approval and instructions prior to purchase. The only time the customer can purchase fabric is for testing.

COM Pricing

- Confirm COM is tested and approved.
- Use the COM or COL (Customer's Own Leather) price group found under Surface Materials Options within each product spec guide.
- Calculate yardage required by using the COM Calculator found on the COM webpage at *www.steelcase.com*
  1.888.STEELCASE (1.888.783.3522) or send an e-mail to lineone@steelcase.com.
  Helpful tip: Fabric width, repeat and product quantity and style number are required in order to calculate yardage accurately.
- Add the cost of the fabric to the COM or COL price group.
- The cost of the COM will be shown as a separate line on the acknowledgement.

COM vendors require fabric purchases in half or full yard increments. Therefore, Steelcase will round all final yardage calculations to the half yard.

COL (Customer's Own Leather) is calculated by the square foot, but purchased in hide. The customer is responsible for purchasing the minimum hide requirement.

Base price of chair includes standard fabrics. Steelcase will not allow credit or deduct the cost of the standard fabric when a COM fabric is selected in its place.

Steelcase cannot be held responsible for costs incurred when a COM supplier ships a COM fabric that does not meet Steelcase application standards or for costs incurred for late deliveries when a COM supplier commits to shipping a COM fabric for manufacturing by a specific date and misses that date.

COM Warranty

Steelcase standard warranty does not apply to Designtex or any other COM vendor's fabric.

- Designtex and other COM suppliers are responsible for color consistency within commercial tolerances, abrasion resistance, UV stability, and resistance to soiling and perspiration. These fabrics or vinyls are subject to policies regarding appearance, behavior, and durability that have been established by the fabric supplier. The customer's remedy for a fabric defect is limited to the replacement of the fabric by the supplier. Durability, performance, and fabric defects of COM fabrics are not guaranteed by Steelcase.

Cutting Direction

SEATING:

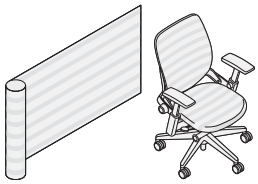

Warp horizontal



Warp vertical

- **Dealers must specify fabric application direction on all COM orders.**
- COMs for seating are most often applied in the warp vertical (downroll, woven way) direction. Some exceptions include patterns with stripes, fabrics that are sampled in the warp horizontal (railroad, across roll) direction, and solid vinyls.

▶See Cutting Direction Guidelines in the *Surface Materials Reference Manual* for more information.

VERTICAL SURFACES:

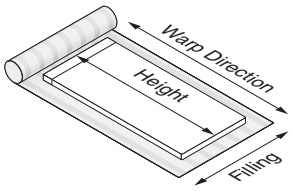

Warp vertical

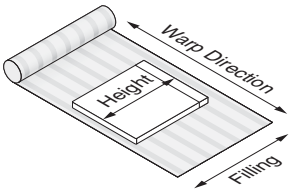

Warp horizontal

- **Dealers must specify fabric application direction on all COM orders.**
- The cutting direction of COMs on vertical surfaces varies by product and sometimes by style number. Please check the COM webpage for the approved cutting direction for your particular COM.

▶See Cutting Direction Guidelines in the *Surface Materials Reference Manual* for more information.

Steelcase cannot guarantee pattern repeat match from product to product. Steelcase also cannot guarantee pattern repeat match within each product listed. (i.e., seat and back, arms to back, etc.)

COM Yardage Requirements

- For the most accurate yardage requirements, visit the Calculator found on the COM webpage or call 1.888.STEELCASE (1.888.783.3522) or send an e-mail to lineone@steelcase.com.
- The Calculator on the COM webpage provides the same yardage requirements used by Steelcase purchasing.

Yardage requirements will change depending on:
–width of fabric
–fabric repeat
–cutting direction
–product style number
–quantity of products being manufactured

- COM vinyl requires upholstering in the railroad cutting direction. Please visit our webpage or call 1.888.STEELCASE (1.888.783.3522) or send an e-mail to lineone@steelcase.com for yardage requirements.
- Certain fabric treatments and backings require additional yardage or yardage minimums. Please contact the supplier for specific information.
- COM fabric vendors require fabric purchases in half- or full-yard increments, and the Steelcase COM calculator will automatically round all final yardage calculations to the half yard.
- Steelcase is the only party who may purchase COMs.

Maintenance and Cleaning

Inspecting and cleaning. Have your chair's upholstery, finishes, controls, base, and other moving parts inspected and cleaned at least once a year.

Cleaning painted and plastic surfaces. Finishes should be cleaned with water and/or a non-abrasive cleaner (such as Formula 409® and Fantastik®).

Maintaining upholstery. Use a vacuum cleaner for regular cleaning. Periodic professional dry cleaning is recommended. Do not steam clean.

Removing excess stains or heavy soil. Soak up excess stain with a cloth. Do not dry the stain completely or it may set. For most water-soluble stains (coffee, fruit juice, washable ink), use an upholstery cleaning solution (such as Bissell® upholstery shampoo or Guardsman Fabri-Kleen® products) and follow directions on package. For oil-borne stains, use a dry cleaning solution at room temperature (never hot) and let solution work into the stain. Use quick, light strokes to brush the stain with a soft bristle brush. Work from outside toward the center to prevent rings. Soak up remaining dry cleaning solution, then sponge the fabric with cool water. Let fabric dry completely; then vacuum thoroughly. If stain is still visible, repeat procedure. Several light applications of cleaning solution are more effective and less damaging than one heavy application.

Formula 409 is a registered trademark of Clorox company. Fantastik is a registered trademark of Dow Consumer Products, Inc. Fabri-Kleen is a registered trademark of Guardsman Chemical. All other marks are marks of their respective owners.

Resources

Lock and Keying Options
Tour and Campfire **408**
Style Number Index **410**

Lock and Keying Options

Tour and Campfire

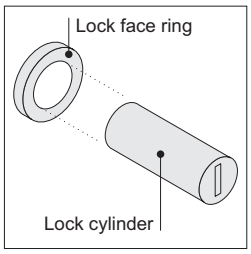

Front-removable lock cylinders can be installed or removed in the field with a special tool. This feature allows you to field install lock cylinders after the furniture is installed.

All locks are designated with key numbers. You can specify a key number; however, if you don't specify a key number, the locks in your order will be keyed random.

Two types of locks are available — the standard keying system (FR series) and the master keying system (XF series). All the locks in the XF series can be opened with a single master key.

Standard Keying

All products are standard keyed random.

Step 1

Furniture will be shipped with a plastic shipping plug. Specify lock cylinder and keying options separately. Only products with factory-installed lock mechanisms can accept lock cylinders in the field.
Tip: Be sure to specify a lock color number (9201 Polished Chrome or 9250 Ember Chrome) for the lock face ring.

Step 2

Order enough lock cylinders to fill each lock location. You must also order a lock tool.
Tip: Lock tools are reusable. You don't need to order additional lock tools with every furniture order.

Lock cylinders and the installation tool will be shipped separately so that you can install the locks when you are ready.

To specify lock cylinders, list the total number of lock cylinders that you want with the appropriate style number. If you are specifying key numbers, list the breakdown of the quantity of each key number.

An example of how your order should look is shown below:

Example:
10 LOCK9201FR FR320
5 LOCK9201FR FR350
15 LOCK9201XF XF1100

30 Total

1 877102003SR standard lock tool
1 877102002SR master lock tool

Keying Options

Key random means that the locks will be assigned arbitrarily at the factory with key numbers ranging from FR305 to FR454.
Tip: Random keying can mean that different furniture units will have the same key number. If you must have all locks keyed differently, you should specify key numbers for all locks.

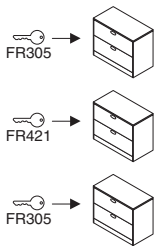

Master key random means that the locks will be assigned arbitrarily at the factory with key numbers ranging from XF1001 to XF1150. All XF locks can be opened with a master key.
Tip: Random keying can mean that different furniture units will have the same key number. If you must have all locks keyed differently, you should specify key numbers for all locks.

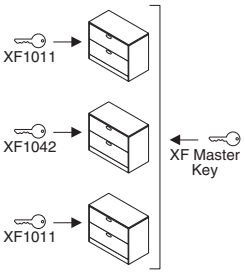

Key specific means that you can specify any key number from FR305 to FR454. This option can be used to key all the furniture units in a workstation or department the same.
Tip: Designate the quantity per key number in your specification when ordering more than one product with the same style number.

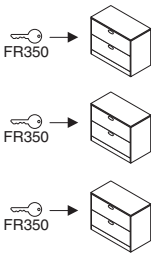

Master key specific means that you can specify any key number from XF1001 to XF1150. All the locks in the XF series can be opened with a master key.
Tip: Designate the quantity per key number in your specification when ordering more than one product with the same style number.

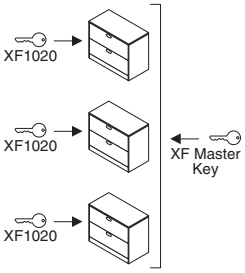

Key consecutive means that you can specify lock numbers in a consecutive order to ensure that no two locks have the same key number until the key sequence repeats. You must select a beginning key number from FR305 to FR454.

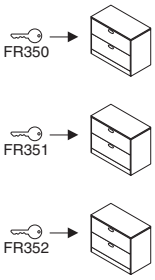

Master key consecutive means that you can specify lock numbers in a consecutive order to ensure that no two locks have the same key number until the key sequence repeats. You must select a beginning key number from XF1001 to XF1150. All the locks in the XF series can be opened with a master key.

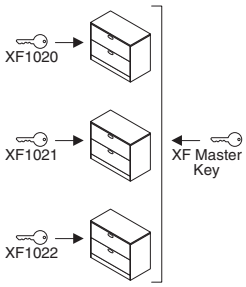

Steelcase
August 2017

Lock Cylinders



Standard Includes	Required to Specify
• Lock cylinder, keyed random: 9201 Polished Chrome or 9250 Ember Chrome • Two keys	1 Style number 2 Options, if selected (see below)

Options	U.S. Price	Required to Specify
Key specific	No cost	Select key number from FR305–FR454.
Key consecutive	No cost	Specify *key consecutive* and must select beginning key number from FR305–FR454.
Master key random	+$24 each	Specify *master key random.*
Master key specific	+$24 each	Specify key number from XF1001–XF1150.
Master key consecutive	+$24 each	Specify *master key consecutive* and must select beginning key number from XF1001–XF1150.

Tip: Lock price is included in price of furniture with locks.

Tip: For replacement lock cylinders, refer to Service Parts.

Specification Information		
• **Color**	• **Style Number**	• **U.S. Base Price**

FR Series (Standard Keying System) – Lock Cylinder

Polished Chrome	**LOCK9201FR**	No cost
Ember Chrome	**LOCK9250FR**	No cost

Standard Lock Tool

	877102003SR	$24

Tip: You can change lock cylinders in the field by using the appropriate lock tool.

XF Series (Master Keying System) – Lock Cylinder

Polished Chrome	**LOCK9201XF**	No additional cost. Price included in price of furniture with master-keyed locks.
Ember Chrome	**LOCK9250XF**	No additional cost. Price included in price of furniture with master-keyed locks.

Master Lock Tool

	877102002SR	$24

For Canadian Pricing
Multiply U.S. Price by the Canadian price factor.
▶ See page 1 for details.

Steelcase
August 2017

Style Number Index

Style Number	Page	Description
877102002SR	409	Master Lock Tool
877102003SR	409	Standard Lock Tool
A5LQ58235823U	378	Hgt-Adj Table Wksf
A5RQ582323U	378	Details Hgt-Adj Table Wksf
CDFIS14	370	Freestanding In-Line Document Support
CF800	374	CF Series Flat Pnl Monitor Arm, Standard
CFDHA	375	CF Series Flat Pnl Monitor Pole Mount, Dbl
CFSHA	375	CF Series Flat Pnl Monitor Pole Mount, Sgl
CFSPC	376	CF Series Flat Pnl Monitor Brkt
CFSPTM	376	CF Series Flat Pnl Monitor Brkt
CFTR	370	Adjustable Foot Rest
CPRCCN	370	Vertical Non-Locking CPU Cradle
CPRSL	371	Vert Processor Sling, Freestanding
DSCW20	363	SOTO Cableway
DSCW30	363	SOTO Cableway
DSDFB	365	SOTO Diag File Box
DSLEDF	367	SOTO LED Task Lgt., Freestanding
DSLEDR	367	SOTO LED Task Lgt., Rail-Mount
DSLLB	365	SOTO Landscape Letter Box
DSPB	366	SOTO Personal Box
DSR28	361	28" SOTO Rail
DSR34	361	34" SOTO Rail
DSR40	361	40" SOTO Rail
DSR46	361	46" SOTO Rail
DSR52	361	52" SOTO Rail
DSR58	361	58" SOTO Rail
DSR64	361	64" SOTO Rail
DSRT52	156, 177, 362	52" SOTO Tour Rail
DSRT58	156, 177, 362	58" SOTO Tour Rail
DSRT64	156, 177, 362	64" SOTO Tour Rail
DSSA1410	364	SOTO Shelf
DSSA1410H	364	SOTO Shelf
DSSA143	364	SOTO Shelf
DSSA143H	364	SOTO Shelf
DSSA146	364	SOTO Shelf
DSSA146H	364	SOTO Shelf
DSSA2410	364	SOTO Shelf
DSSA2410H	364	SOTO Shelf
DSSA246	364	SOTO Shelf
DSSA246H	364	SOTO Shelf
DSSA363	364	SOTO Shelf
DSSA363H	364	SOTO Shelf
DSSB	366	SOTO Stg Box Shelf Set of 3
DSSPB	365	SOTO Pile Box
DSTB	365	SOTO Tool Box
DSUB	366	SOTO Utility Box
FPAEC1BIVI	107, 372	Eyesite Sgl Display Support, Ext Crank Adj
FPAEC2BIVI	107, 372	Eyesite Dual Display Support, Ext Crank Adj
FPAELC1BIVI	107, 373	Eyesite Flat Pnl Mon Arm w/Sgl Lptp Sprt
FPAELC2BIVI	108, 373	Eyesite Flat Pnl Mon Arm w/Dual Lptp Sprt
FPASINGLECC	377	FYI C-clamp Mounting Brkt
FPCBIVI	108, 374	Eyesite Mounting Brkt, Bivi
FTH	360	Flat Top Hanger
L52319MLGG	369	5" Lift & Lock KB Assy, 19" Pltfrm
L52319MRGG	369	5" Lift & Lock KB Assy, 19" Pltfrm
L523EN10GG	369	5" Lift & Lock KB Assy, Enviro Pltfrm
L72619MLGG	369	7" Lift & Lock KB Assy, 19" Pltfrm
L72619MRGG	369	7" Lift & Lock KB Assy, 19" Pltfrm
L726EN10GG	369	7" Lift & Lock KB Assy, Enviro Pltfrm
LMINILED	176, 367	Mini SOTO LED Light
LOCK9201FR	409	Lock Cylinder
LOCK9201XF	409	Lock Cylinder
LOCK9250FR	409	Lock Cylinder
LOCK9250XF	409	Lock Cylinder
LPTL30	200	LED Personal Task Light
LPTL30NR	200	LED Personal Task Light
LT2	176	Underline Light
LT2CHI	176	Underline Light
OLELRQ	20	Ology, Hgt-Adj Desk, Rectangular
QACPUT	371	CPU Trolley
SE23JP10SF	368	Stella Ext KB Assy, Jules Pltfrm
SE23SL10SA	368	Stella Ext KB Assy, Slider Pltfrm
SS20JP10SF	368	Stella Std KB Assy, Jules Pltfrm
SS20SL10SA	368	Stella Std KB Assy, Slider Pltfrm
TS2ACMH2	103	Bivi Hook
TS2ACMH4	103	Bivi Hook
TS2ACMS	102	Bivi Top Shelf
TS2ACTH	102	Bivi Bottom Shelf
TS2ARCHBH	66	Bivi Bike Hook Arch Mount
TS2ARCHBR	67	Bivi Canopy
TS2ARCHC	67	Bivi Canopy
TS2ARCHMM	65	Bivi Monitor Mount
TS2CTEC	106	Bivi Trough End Cover
TS2CTFC	106	Bivi Trough Floor Cover
TS2HOLDER	68	Bivi Holder
TS2MB14	66	Bivi Markerboard
TS2MB30	66	Bivi Markerboard
TS2ORGANIZE	105	Bivi Organizer
TS2PBT2SF	80	Bivi Accessory Base Power-In
TS2PLANTER	68	Bivi Planter
TS2SCREEN	103	Bivi Screen
TS2WALLBH	66	Bivi Bike Hook Wall Mount
TS30301	232	Jack Task Chair
TS30302	232	Jack Task Chair
TS30303	234	Jack Task Chair
TS30304	234	Jack Task Chair
TS30305	233	Jack Task Chair
TS30311	232	Jack Task Chair
TS30312	232	Jack Task Chair
TS30313	234	Jack Task Chair
TS30314	234	Jack Task Chair
TS30315	233	Jack Task Chair
TS30321	232	Jack Task Chair
TS30322	232	Jack Task Chair
TS30323	234	Jack Task Chair
TS30324	234	Jack Task Chair
TS30325	233	Jack Task Chair
TS30701	266	Scoop Stool
TS30702	266	Scoop Stool
TS30703	267	Scoop Side Chair

Style Number	Page	Description
TS30704	267	Scoop Side Chair
TS311EXP	261	Uno Select Mid-Back Multi-Purpose Chair
TS31201A	246	Shortcut Chair
TS31202B	247	Shortcut Stool
TS31203	250	Shortcut Cushion
TS31204A	248	Shortcut X Base Chair
TS31205B	249	Shortcut X Base Stool
TS31401	277	Jenny Chair
TS31401C	277	Jenny Chair
TS31401CH	277	Jenny Chair
TS31401CT	277	Jenny Chair
TS31401H	277	Jenny Chair
TS31401T	277	Jenny Chair
TS31402	279	Jenny Chair
TS31402C	279	Jenny Chair
TS31403	282	Jenny Chair
TS31403C	282	Jenny Chair
TS31403CH	282	Jenny Chair
TS31403CT	282	Jenny Chair
TS31403H	282	Jenny Chair
TS31403T	282	Jenny Chair
TS31404	282	Jenny Chair
TS31404C	282	Jenny Chair
TS31404CH	282	Jenny Chair
TS31404CT	282	Jenny Chair
TS31404H	282	Jenny Chair
TS31404T	282	Jenny Chair
TS31405	293	Jenny Ottoman
TS31405C	293	Jenny Ottoman
TS31406	285	Jenny Chair
TS31406C	285	Jenny Chair
TS31407	287	Jenny Chair
TS31407C	287	Jenny Chair
TS31408	291	Jenny Chair
TS31409	289	Jenny Chair
TS31410	293, 310	Alight Ganging Kit
TS31412	295	Club Low
TS31413	297	Round Low
TS31415H	298, 336	Jenny Occasional Table
TS31415L	298, 336	Jenny Occasional Table
TS31416H	298, 336	Jenny Occasional Table
TS31416L	298, 336	Jenny Occasional Table
TS31426	285	Jenny Chair
TS31426C	285	Jenny Chair
TS31428	291	Jenny Chair
TS31438	291	Jenny Chair
TS31601	304	Lincoln Lounge
TS34401	207, 309	Alight Lounge Ottoman
TS34402	309	Alight Corner Ottoman
TS34403	309	Alight Bench Ottoman
TS34410T	310, 337	Alight End Table
TS34411T	310, 337	Alight Coffee Table
TS3BC	204	Campfire Big Lounge
TS3FR	210	Footrest
TS3HL	205	Campfire Half Lounge
TS3RSH	26	Bivi Hoodie
TS3WG	206	Campfire Wedge
TS434EXP	256	cobi Select
TS466EXP	226	Reply Select
TS4L27PG	163	Groupwork Post Leg
TS4LSHPG	163	Groupwork Post Leg
TS4TBL	198	Campfire Big Lamp
TS4TL28	192	Campfire Big Table
TS4TL40	192	Campfire Big Table
TS4TLDRW	196	Campfire Table Drawer
TS4TLH28	195	Campfire Big Table—Half-Depth
TS4TLH40	195	Campfire Big Table—Half-Depth
TS4TLP28	194	Campfire Big Table with Grommets
TS4TLP40	194	Campfire Big Table with Grommets
TS4TLT28	193	Campfire Big Table with Trough
TS4TLT40	193	Campfire Big Table with Trough
TS4TPST	208	Slim Table
TS4TPT	201	Campfire Paper Table
TS4TPTG	202	Campfire Glass
TS4TPTP	201	Campfire Paper Stack
TS4TPTP4	201	Campfire Paper 4 Stack
TS4TPTP6	201	Campfire Paper 6 Stack
TS4TPWR	211	Campfire Receptacle
TS4TPWR1	211	Campfire Receptacle
TS4TPWRD	211	Campfire Receptacle
TS4TPWRD1	211	Campfire Receptacle
TS4TRAIL	196	Campfire Center Rail
TS4TSCRNL	203	Campfire Screen
TS4TSCRNR	203	Campfire Screen
TS4TSLH	197	Campfire Storage Cabinet
TS4TSRH	197	Campfire Storage Cabinet
TS4TST	209	Skate Table
TS4TSWLH	197	Campfire Storage Cabinet Wardrobe
TS4TSWRH	197	Campfire Storage Cabinet Wardrobe
TS4TVWM28	211	Campfire Cord Cover
TS4TVWM40	211	Campfire Cord Cover
TS4TWP	199	Campfire Personal Table
TS4W2448	330	Simple Rectangular Table
TS4W3060	330	Simple Rectangular Table
TS4W4242	330	Simple Square Table
TS4WCAFE3030	332	Simple Square-Up Table
TS4WCAFERND30	332	Simple Stand-Up Table
TS4WLNGE	331	Simple Lounge Table
TS4WRND42	331	turnstone Round Table
TS5GF3	164	Flip Grommet
TS5LEGCLP	335	Und WS Wire Clips
TS5SKEXT	335	Und WS Skel Wr Mgr
TS5SKLBNE	335	Und WS Skel Wr Mgr
TS5YMB212	334	Screen Bracket
TS5YMB218	334	Screen Bracket
TS5YMB312	334	Screen Bracket
TS5YMB318	334	Screen Bracket
TS5YMBADP	334	Screen Adapter
TS5YSL1218	333	Slatwall Screen
TS5YSL1226	333	Slatwall Screen

▶**Style Number Index,** continued

Style Number	Page	Description
TS5YSL1230	333	Slatwall Screen
TS5YSL1236	333	Slatwall Screen
TS5YSL1244	333	Slatwall Screen
TS5YSL1260	333	Slatwall Screen
TS5YTS1218	333	Desk-mounted Screen
TS5YTS1227	333	Desk-mounted Screen
TS5YTS1230	333	Desk-mounted Screen
TS5YTS1236	333	Desk-mounted Screen
TS5YTS1244	333	Desk-mounted Screen
TS5YTS1260	333	Desk-mounted Screen
TS5YTS1818	333	Desk-mounted Screen
TS5YTS1827	333	Desk-mounted Screen
TS5YTS1830	333	Desk-mounted Screen
TS5YTS1836	333	Desk-mounted Screen
TS5YTS1844	333	Desk-mounted Screen
TS5YTS1860	333	Desk-mounted Screen
TS8ARCH	64	Bivi Arch
TS8ARCHFILL	70	Bivi Arch Infill
TS8ARCHSIDE	65	Bivi Side Storage
TS8DEPOT	95	Bivi; Storage-Open, Depot
TS8FSL	99	Bivi Lower Footshelf
TS8FSU	100	Bivi Lower Footshelf
TS8HIGHTT	98	Bivi Transaction Top
TS8HSM	69	Bivi High Sit Bracket with Modesty Panel
TS8LEGCVR	105	Bivi Leg Covers
TS8P260	81	Bivi Modular Powerway, Two Circuit
TS8P2CHI	81	Bivi Hardwired Pwrwy, Two Circuit, Chicago
TS8P2H	82	Bivi Modular Harness, Two Circuit
TS8P4CHI	83	Bivi Chicago Hardwire Box
TS8P4H	88	Bivi Modular Harness, Four Circuit
TS8P4IFH	89	Bivi Pwr Lfd, Four Circuit, Hardwire-to-Modular
TS8P4IFNY	90	Bivi Power Infeed, Four Circuit, New York
TS8P4IFSF	90	Bivi Power Infeed, Four Circuit, San Francisco
TS8P4QUAD	87	Bivi Modular Powerway, Four Circuit
TS8PAPYR	78	Bivi Modular Powerway, Four Circuit
TS8PAREC	77	Bivi Accessory Power - Rectangular
TS8PBS	83	Bivi Modular Power Block - Standard Capacity
TS8PBT2	80	Bivi Power lfd, Two Crct, Hardwire-to-Modular
TS8PFR	85	Bivi Flex Receptacle
TS8PHBC	83	Bivi Power Block
TS8PICVR	91	Bivi Power Infeed Cover
TS8PJFM	91	Bivi Power Infeed Cover
TS8PRCVR	92	Bivi Bezel Receptacle Cover
TS8PRD	84	Bivi Duplex Receptacle
TS8PS1PK	76	Bivi Plug & Play Pwr Strp, Pk of One, One Crct
TS8PS2PK	76	Bivi Plug & Play Pwr Strp, Pk of Two, One Crct
TS8PS4PK	76	Bivi Plug & Play Pwr Strp, Pk of Four, One Crc
TS8PUP	89	Bivi Utility Pole
TS8PUSB	86	Bivi USB Receptacle
TS8RPBSL	101	Bivi Leg
TS8RPCT	101	Bivi Trough
TS8RPFWS	96	Bivi Table Top
TS8RS	73	Bivi Rumble Seat
TS8RSL2	73	Bivi Freestanding Legs
TS8RSTA	73	Bivi Table Frame Attachment Brackets

Style Number	Page	Description
TS8RW	97	Bivi Half-Round Table Top
TS8SCREENT	104	Bivi Tackable Screen
TS8SDAF	61	Bivi Table plus One
TS8SDWF	60	Bivi Table for One
TS8STEHL2	94	Bivi Freestanding Legs for Trunk
TS8STEHTA	94	Bivi Table Frame Attachment Brackets
TS8TRUNK	93	Bivi Trunk
TS8TTAF	63	Bivi Table plus Two
TS8TTWF	62	Bivi Table for Two
TSATRC39	164	Reinforcing Channel
TSATRC48	164	Reinforcing Channel
TSATRC57	164	Reinforcing Channel
TSATRC72	164	Reinforcing Channel
TSBLNBOVM	329	Bassline Oval Table
TSBLNBRDM	328	Bassline Round Table
TSBLNBRSM	328	Bassline Square/Rectangular Table
TSBLNBRTM	329	Bassline Racetrack Table
TSBLNTOV	325	Bassline Oval Table
TSBLNTRD	324	Bassline Round Table
TSBLNTRS	323	Bassline Square and Rectangular Table
TSBLNTRT	326	Bassline Racetrack Table
TSBUOYBLACK	238	Buoy
TSBUOYBLUE	238	Buoy
TSBUOYGREEN	238	Buoy
TSBUOYGREY	238	Buoy
TSBUOYRED	238	Buoy
TSBUOYWHITE	238	Buoy
TSTECB	152	Tour Wksf-Mntd Power and Data
TSTECBDP	155	Bench Screen
TSTECBT	155	Bench Trough
TSTECC30	153	Vertical Cord Cover
TSTECC42	153	Vertical Cord Cover
TSTECLAMP	152	Tour Wksf-Mntd Power and Data
TSTECM	151	Horizontal Cord Manager
TSTEGC	154	Tour Vertical Cord Cover Grommet Insert
TSTEP272	144	Tour Powerway
TSTEP2C069	146	Tour Power Jumper
TSTEP2C075	146	Tour Power Jumper
TSTEP2C081	146	Tour Power Jumper
TSTEP2C087	146	Tour Power Jumper
TSTEP2C093	146	Tour Power Jumper
TSTEP2C099	146	Tour Power Jumper
TSTEP2C105	146	Tour Power Jumper
TSTEP2C111	146	Tour Power Jumper
TSTEP2C117	146	Tour Power Jumper
TSTEP2C120	146	Tour Power Jumper
TSTEP2C123	146	Tour Power Jumper
TSTEP2C126	146	Tour Power Jumper
TSTEP2C129	146	Tour Power Jumper
TSTEP2C132	146	Tour Power Jumper
TSTEP2C135	146	Tour Power Jumper
TSTEP2C138	146	Tour Power Jumper
TSTEP2C141	146	Tour Power Jumper
TSTEP2C144	146	Tour Power Jumper
TSTEP2C147	146	Tour Power Jumper

Style Number	Page	Description
TSTEP2C150	146	Tour Power Jumper
TSTEP2C153	146	Tour Power Jumper
TSTEP2C156	146	Tour Power Jumper
TSTEP2C159	146	Tour Power Jumper
TSTEP2C162	146	Tour Power Jumper
TSTEP2C165	146	Tour Power Jumper
TSTEP2C168	146	Tour Power Jumper
TSTEP2C171	146	Tour Power Jumper
TSTEP2C174	146	Tour Power Jumper
TSTEP2C177	147	Tour Power Jumper
TSTEP2C180	147	Tour Power Jumper
TSTEP2C183	147	Tour Power Jumper
TSTEP2C186	147	Tour Power Jumper
TSTEP2C189	147	Tour Power Jumper
TSTEP2C192	147	Tour Power Jumper
TSTEP2C195	147	Tour Power Jumper
TSTEP2C198	147	Tour Power Jumper
TSTEP2C201	147	Tour Power Jumper
TSTEP2C204	147	Tour Power Jumper
TSTEP2C207	147	Tour Power Jumper
TSTEP2C210	147	Tour Power Jumper
TSTEP2C213	147	Tour Power Jumper
TSTEP2C216	147	Tour Power Jumper
TSTEP2C219	147	Tour Power Jumper
TSTEP2C222	147	Tour Power Jumper
TSTEP2C225	147	Tour Power Jumper
TSTEP2C228	147	Tour Power Jumper
TSTEP472	144	Tour Powerway
TSTEP4C096	148	Tour Power Jumper
TSTEP4C102	148	Tour Power Jumper
TSTEP4C108	148	Tour Power Jumper
TSTEP4C114	148	Tour Power Jumper
TSTEP4C120	148	Tour Power Jumper
TSTEP4C126	148	Tour Power Jumper
TSTEP4C132	148	Tour Power Jumper
TSTEP4C138	148	Tour Power Jumper
TSTEP4C144	148	Tour Power Jumper
TSTEP4C147	148	Tour Power Jumper
TSTEP4C150	148	Tour Power Jumper
TSTEP4C153	148	Tour Power Jumper
TSTEP4C156	148	Tour Power Jumper
TSTEP4C159	148	Tour Power Jumper
TSTEP4C162	148	Tour Power Jumper
TSTEP4C165	148	Tour Power Jumper
TSTEP4C168	148	Tour Power Jumper
TSTEP4C171	148	Tour Power Jumper
TSTEP4C174	148	Tour Power Jumper
TSTEP4C177	148	Tour Power Jumper
TSTEP4C180	148	Tour Power Jumper
TSTEP4C183	148	Tour Power Jumper
TSTEP4C186	148	Tour Power Jumper
TSTEP4C189	148	Tour Power Jumper
TSTEP4C192	148	Tour Power Jumper
TSTEP4C195	148	Tour Power Jumper
TSTEP4C198	148	Tour Power Jumper

Style Number	Page	Description
TSTEP4C201	149	Tour Power Jumper
TSTEP4C204	149	Tour Power Jumper
TSTEP4C207	149	Tour Power Jumper
TSTEP4C210	149	Tour Power Jumper
TSTEP4C213	149	Tour Power Jumper
TSTEP4C216	149	Tour Power Jumper
TSTEP4C219	149	Tour Power Jumper
TSTEP4C222	149	Tour Power Jumper
TSTEP4C225	149	Tour Power Jumper
TSTEP4C228	149	Tour Power Jumper
TSTEP4C231	149	Tour Power Jumper
TSTEP4C234	149	Tour Power Jumper
TSTEP4C237	149	Tour Power Jumper
TSTEP4C240	149	Tour Power Jumper
TSTEP4C243	149	Tour Power Jumper
TSTEP4C246	149	Tour Power Jumper
TSTEP4C249	149	Tour Power Jumper
TSTEP4C252	149	Tour Power Jumper
TSTEP4C255	149	Tour Power Jumper
TSTEPBT2	142	Tour Base Power-In
TSTEPBT230SF	142	Base Power-In
TSTEPBT242SF	142	Base Power-In
TSTEPBT4	143	Tour Base Power-In
TSTEPBT430SF	143	Base Power-In
TSTEPBT442SF	143	Base Power-In
TSTEPC2C	144	Tour Power Connector
TSTEPC2C4	145	Tour Power Connector
TSTERDW	150	Tour Communication Module Pkg
TSTERPDWD	151	Tour Wksf-Mntd Power and Comm Sph
TSTERPDWR	153	Tour Wksf-Mntd Retractable Pwr and Data
TSTERPW	150	Tour Receptacle Pkg
TSTLATPAD	173	Lateral File Cushion
TSTMC3072	140	Counter
TSTMC4272	140	Counter
TSTMCT1818	141	Countertop
TSTMCT1836	141	Countertop
TSTMCT1854	141	Countertop
TSTMCT1872	141	Countertop
TSTMCTN1818	141	Countertop
TSTMCTN1836	141	Countertop
TSTMCTN1854	141	Countertop
TSTMCTN1872	141	Countertop
TSTMHF0970	165	Tour Shelf
TSTMHF2170	165	Tour Shelf
TSTMHF3370	165	Tour Shelf
TSTMHF4570L	165	Tour Shelf
TSTMHF4570R	165	Tour Shelf
TSTMLF0970	165	Tour Shelf
TSTMLF2170	165	Tour Shelf
TSTMLF3370	165	Tour Shelf
TSTMLF4570L	165	Tour Shelf
TSTMLF4570R	165	Tour Shelf
TSTPB120	168	Screen Connector
TSTPB120Y	168	Screen Connector
TSTPBCOH2	168	Screen Connector

Style Number	Page	Description
TSTPBCOH3	168	Screen Connector
TSTPBSH2	168	Screen Connector
TSTPBSH3	168	Screen Connector
TSTPBWT	168	Screen Connector
TSTPL3024	167	Screen
TSTPL3030	167	Screen
TSTPL3036	167	Screen
TSTPL3042	167	Screen
TSTPL3048	167	Screen
TSTPL4224	167	Screen
TSTPL4230	167	Screen
TSTPL4236	167	Screen
TSTPL4242	167	Screen
TSTPL4248	167	Screen
TSTPL4824	167	Screen
TSTPL4830	167	Screen
TSTPL4836	167	Screen
TSTPL4842	167	Screen
TSTPL4848	167	Screen
TSTPL6024	167	Screen
TSTPL6030	167	Screen
TSTPL6036	167	Screen
TSTPL6042	167	Screen
TSTPL6048	167	Screen
TSTSBP1818	171	Bookcase
TSTSBS3618	171	Bookcase
TSTSCHV36	169	HV Cabinet
TSTSCHVD36	170	Shared Environmental HV Cabinet
TSTSFL1518	172	My File
TSTSFL1536	172	My File
TSTSFP4236	174	Pile File
TSTSMB1818	175	Magnetic Markerboard
TSTSMB3618	175	Magnetic Markerboard
TSTSMT0322	175	Magnetic Tackboard
TSTSMT1818	175	Magnetic Tackboard
TSTSMT3618	175	Magnetic Tackboard
TSTT27M	163	Post Leg
TSTT27M4	163	Post Leg
TSTTF1518	162	Worksurface Suppport
TSTTF2724	162	Worksurface Suppport
TSTTF2730	162	Worksurface Suppport
TSTTL2724	162	Worksurface Suppport
TSTTL2730	162	Worksurface Suppport
TSTTPC2W	164	Worksurface Suppport
TSTTPF2W	164	Worksurface Suppport
TSTTPS2W	164	Worksurface Suppport
TSTTT27	163	Worksurface Suppport
TSTTT39	163	Worksurface Suppport
TSTTTZD	164	Worksurface Suppport
TSTWHDR30	160	Tour Worksurface
TSTWHDR36	160	Tour Worksurface
TSTWHR1842	157	Tour Worksurface
TSTWHR1848	157	Tour Worksurface
TSTWHR1854	157	Tour Worksurface
TSTWHR2436	157	Tour Worksurface
TSTWHR2442	157	Tour Worksurface
TSTWHR2448	157	Tour Worksurface
TSTWHR2454	157	Tour Worksurface
TSTWHR2460	157	Tour Worksurface
TSTWHR2466	157	Tour Worksurface
TSTWHR2472	157	Tour Worksurface
TSTWHR3060	157	Tour Worksurface
TSTWHR3066	157	Tour Worksurface
TSTWHR3072	157	Tour Worksurface
TSTWHT2348	158	Tour Worksurface
TSTWHT2354	158	Tour Worksurface
TSTWHT2360	158	Tour Worksurface
TSTWHT2366	158	Tour Worksurface
TSTWHT2372	158	Tour Worksurface
TSTWHT3248	158	Tour Worksurface
TSTWHT3254	158	Tour Worksurface
TSTWHT3260	158	Tour Worksurface
TSTWHT3266	158	Tour Worksurface
TSTWHT3272	158	Tour Worksurface
TSTWHY2436	159	Tour 120° Corner Worksurface
TSTWHY2442	159	Tour 120° Corner Worksurface
TSTWHY2448	159	Tour 120° Corner Worksurface
TSTWLDR30	160	Tour Worksurface
TSTWLDR36	160	Tour Worksurface
TSTWLR1842	157	Tour Worksurface
TSTWLR1848	157	Tour Worksurface
TSTWLR1854	157	Tour Worksurface
TSTWLR2436	157	Tour Worksurface
TSTWLR2442	157	Tour Worksurface
TSTWLR2448	157	Tour Worksurface
TSTWLR2454	157	Tour Worksurface
TSTWLR2460	157	Tour Worksurface
TSTWLR2466	157	Tour Worksurface
TSTWLR2472	157	Tour Worksurface
TSTWLR3060	157	Tour Worksurface
TSTWLR3066	157	Tour Worksurface
TSTWLR3072	157	Tour Worksurface
TSTWLT2348	158	Tour Worksurface
TSTWLT2354	158	Tour Worksurface
TSTWLT2360	158	Tour Worksurface
TSTWLT2366	158	Tour Worksurface
TSTWLT2372	158	Tour Worksurface
TSTWLT3248	158	Tour Worksurface
TSTWLT3254	158	Tour Worksurface
TSTWLT3260	158	Tour Worksurface
TSTWLT3266	158	Tour Worksurface
TSTWLT3272	158	Tour Worksurface
TSTWLY2436	159	Tour 120° Corner Worksurface
TSTWLY2442	159	Tour 120° Corner Worksurface
TSTWLY2448	159	Tour 120° Corner Worksurface
TSTWMP1242	166	Modesty Panel
TSTWMP1248	166	Modesty Panel
TSTWMP1254	166	Modesty Panel
TSTWMP1260	166	Modesty Panel
TSTWMP1266	166	Modesty Panel

Style Number	Page	Description
TSTWMP1272	166	Modesty Panel
WBHS	356	Binder Holder
WFCS	350	Freestanding Slatwall Stanchions
WHB	357	Hanging Brackets
WHOOK	359	Utility Hook
WLTS	356	Portrait Letter Tray
WPCS	357	Pen/Pencil Cup
WS24	351	12"H Slatwall Tile
WS30	351	12"H Slatwall Tile
WS36	351	12"H Slatwall Tile
WS42	351	12"H Slatwall Tile
WS45	351	12"H Slatwall Tile
WS48	351	12"H Slatwall Tile
WS60	351	12"H Slatwall Tile
WSPS	358	Personal Shelf
WSQS	358	Double Square Dish
WSR24	354	24" SlatRail
WSR30	354	30" SlatRail
WSR36	354	36" SlatRail
WSR42	354	42" SlatRail
WSR48	354	48" SlatRail
WSR60	354	60" SlatRail
WSRFS	353	Freestanding SlatRail Stanchions
WSRU1	355	SlatRail Pnl-Mount Brkts
WSRW	355	SlatRail Wall-Mount Brkts
WSW42AN	352	Slatwall Brkt, 12"H Pnl-Mount
WSWANS	352	Slatwall Brkt, 12"H Pnl-Mount
WSWM	352	Slatwall Brkt, 12"H Wall-Mount
WSWUSA	352	Slatwall Brkt, 12"H Pnl-Mount
WTCS	359	Telephone Caddy

Trademark List

® The following are registered trademarks for products of Steelcase Inc. or one of its related corporate entities: 4 o'clock, 900 Series, à la carte, Airtouch, Ally, Amia, Answer, Archipelago, Avenir, Ballet, Bix, Brayton International, Cachet, Canopy, Canto, Chancellor, Coalesse, Confidante, Context, Convene, CopyCam, Criterion, Crushed Can, Currency, dash, Designtex, Details, Detour, Drive, Elective Elements, Ellipse, Ember Chrome, Emerge, E-Table 2, FYI, Garland, Gentry, Ginkgo Biloba, Groupwork, Ideo, Jacket, Jenny, Jersey, Kart, Kick, LaCosta, Leap, Let's B, LiveBack, Max-Stacker, media:scape, Metro, Migrations, Mitra, Montage, Nurture, Oriana, Parade, Pathways, PCT, Permiso, Player, PolyVision, Portal, Power Pincher, Progeny, Protégé, R2, Rally, Relevant, Reply, Rizzi Arc, Sensor, Series 9000, Siento, Sieste, Sine, Softcare, Springboard, Steelcase, Steelcase Design Partnership, Stella, Stow Davis, Swathmore, TeamWork, Technique, Texpress, Think, Thunder, Topo, Train, turnstone, Underline, Unison, Vecta, Viridian, Walden, Werndl, and X-Stack.

® The following registered trademarks are under license from AWI Licensing Company, Dover, DE: SoundScapes, DuraBrite, BioBlock, and Armstrong.

® The following registered trademarks are under license from Byrne Electrical, Rockford, MI: Interport, Mini-Port, Axil Z, and Ellora.

® The following is a registered trademark of DuPont, Wilmington, DE: Corian.

® The following is a registered trademark of Genlyte Thomas Company, Louisville, KY: Lightolier.

® The following is a registered trademark of Hilti Corporation, FL-9494 Schaan, Principality of Liechtenstein: Hilti.

® The following is a registered trademark of Leviton Manufacturing Company, Little Neck, NY: Decora.

® The following is a registered trademark of Mechanical Plastics Corp, Elmsford, NY: Toggler.

® The following is a registered trademark of Microsoft Corporation, Redmond, WA: Microsoft.

® The following is a registered trademark of Panduit Corporation, Lockport, IL: Panduit.

® The following is a registered trademark of Trav (Press), Cuneo, Italy: Assisa.

® The following is a registered trademark of Virtual Ink, Boston, MA: mimioActive.

® The following registered trademarks are under license from Wilkhahn Furniture Products: Avera, Senzo, Versal, and Wilkhahn FS.

® The following is a registered trademark of Wilsonart International, Temple, TX: Chemsurf.

® The following is a registered trademark of Wiremold, West Hartford, CT: Wiremold.

® The following is a registered trademark of EMU Group S.P.A., Perugia, Italy: Emu.

™ The following are trademarks for products of Steelcase Inc. or one of its related corporate entities: Access, Active/Passive Shelf, Ainsley, Akira, Alcove, Alerion, alight, Amaris, American Elect, American Tradition, ap40, Arbor, Arriva, Asana, Ascot, Aspekt, Astor, Await, Bassline, B-Free, Bira, Bivi, Bottomline, Brody, Brook, Buoy, Burton, c:scape, Calla, Calm, Camber, Campfire, Capa, Cappuccino, Cesar, Chester, Chord, Circa, Clarendon, Classic Rectangular, cobi, Collaboration, Community, Company, Convey, Cortex, Coupe, Crea, Crew, Cura, Cypress, Davenport, Dearborn, Deck, Déjà, Denizen, Denska, Derby, Divisio, Donovan, Dune, Duo, e^3, e^3 ceramicsteel, e^3 environmental ceramicsteel, Echo, Edge, Elsna, Empath, Empress, Enea, ēno, EnSync, Enviro, Escapade, Exchange, Exponents, Field, Flat Top, FlexFrame, Flip Top, Flute, Folio, FrameOne, FreeFlow, Frontier, Galilei, Gesture, Ginger, Ginkgo, Go Wall, Grip, Groove, Hatchback, Hawthorne, Hitch, Host Collection, Hosu, Huddleboard, i2i, Impact, Indy, InfoLink, IOS, I-Solve, Jack, Jarrah, Jetty, Juice, Kami, Kast, Kathryn, Lagunitas, Lark, L'Attitude, LearnLab, Leela, LessThanFive, Lincoln, Linden, LiveSeat, Loria, Lyric, Malibu, Malibu Too, Mansfield, Marathon, Martini, Mason, Masque, Migration, Millbrae, Mineral, Mingle, Mistic, Mistic Metal, Mistic Wood, Montara650, Montreal, Move, Nadia, Neighbor, nesso, Nickel, Nikko, Nod, Node, Norfolk, Ology, Ontrak, Oom, Opus, Orchid, Outlook Collection, Ovation, Paloma, Paperflo, Parliament, Pasio, Passerelle, Patriarch, Payback, Peek, Pile File, Pisa, Pool, Potrero415, PUCK, QiVi, Quba, Rave, Reed, Regard, Relay, Reunion, Ripple, Riser, Rocco, Rocky, RoomWizard, Runner, Satellite, Sawyer, ScapeSeries, Senti, Sentinel, Senza, Sequoia, Session, ShareLink, Shield, Shortcut, Sidewalk, Skylar, Slumber, Smoke, Snug, Soft Leaf, Sonata, Sorrel, SOTO, Stationkits, Steelcase Series, Stiletto, Surprise!, Surround, Switch, Symphony, Sync, TagWizard, Tava, TeamStudio, TeamTheater, Tenaro, Terrazzo, Theorem, Thread, Topaz, Touchdown, Tour, Tower Too, Trees, Trillium, Trolly, tX2, U-Free, Uno, V.I.A., Verb, Verge, Victor2, Visalia, Waldorf, Woodruff, Workspring, and X-tenz.

™ The following is a trademark of Microsoft Corporation, Redmond, WA: Windows.

™ The following is a trademark of Rodman Industries, Inc., Oconomowoc, WI: ResinCore1.

™ The following is a trademark of Ultrafabrics, LLC, Elmsford, NY: Ultraleather.

™ The following trademarks are under license from Wilkhahn Furniture products: Cana, Linus, Logon, Picto, Range, Stitz, Thema, Timetable, and Tubis.

™ The following is a trademark of MBDC, Charlottesville, VA: Cradle to Cradle and C2C.

™ The following trademarks are under license from Walter Knoll: Andoo, Bob, Lazlo, Lox, Ribbon, and Together.

™ The following trademarks are under license from PP Møbler: Bar and Flag Halyard.

™ The following trademarks are under license from Viccarbe: Davos, Holy Day, Last Minute, RS, and Wrapp.

™ The following trademarks are under license from Carl Hansen: Elbow, Paddle, Shell, Wing, and Wishbone.

™ The following trademarks are under license from Cambridge Sound Management, LLC, Cambridge, MA: QtPro Soundmasking, Qt Quiet Technology, and Sonet Qt.

™ The following is a trademark of Electri-Cable Assemblies, Shelton, CT: Interact.

Trademarks used here in are the property of Steelcase, Inc. or of their respective owners.