

Privacy Wall architectural solutions



Steelcase

Privacy Wall better than drywall

real value

Could anything be cheaper than drywall?

Privacy Wall can save time and money by shortening the construction schedule.

Time savings plus tax benefits equal real value.

flexible

Ever tried to move a drywall wall?

Take Privacy Wall apart and put it back together as often as you need to change.

Your interior architecture can keep adapting even during office hours. Try that with drywall.

environmental

Privacy Wall is made with 30% recycled materials, is 70% recyclable and 100% reusable.

Privacy Wall can contribute to LEED® certification and is the first moveable wall to be MBDC Cradle to Cradle™ certified.

Drywall is primarily gypsum plaster, a semi-hydrous form of calcium sulfate ($\text{CaSO}_4 \cdot \frac{1}{2} \text{H}_2\text{O}$) with raw gypsum that must be calcined before use. Say that three times fast.


efficient

Steelcase and your local Steelcase dealer simplify the management of your interior architecture and furniture. With a single source for ideas, quality and service, you get everything you need to create and maintain a great space.

So maybe you won't be able to write "clean me" in the drywall dust on the conference table, but think of all the vacuum bags you'll save.



^
Privacy Wall GS (Glass Selections)



^
The Privacy Wall frame is painted steel with a flush connection from frame to frame



^
The Privacy Wall GS frame is anodized aluminum and is designed to complement the Pathways® Post and Beam profile

options



^
Privacy Wall painted steel frame with sliding glass door



^
Privacy Wall wood veneer covered steel frame adjacent to a fabric panel



^
Privacy Wall painted steel frame and Bendheim bamboo glass



^
Privacy Wall GS glass corner unit adjacent to panel with wood insert



^
Privacy Wall GS polished edge sliding glass door



^
Privacy Wall GS anodized aluminum frame



^
The above Privacy Wall conference room can be easily converted into two private offices or enclaves without creating any drywall dust.





^

This Privacy Wall GS office becomes visually open with full glass and polished edge slider.

>





^
Financial Services
Wood and opaque glass combination
for private offices

^
High-Tech
Glass and subtle angles define
these conference rooms



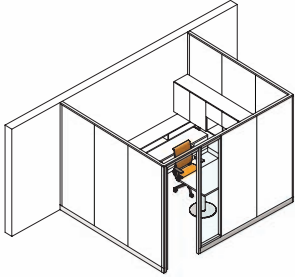
^
Pharmaceutical
 Textured glass wall creates visual privacy for an office; clear glass allows light into a team room

^
Financial Services
 Privacy Wall GS combines with drywall to create beautiful glass fronts

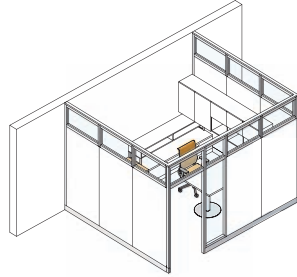
thoughtstarters

Privacy Wall gives you the flexibility and variety to accommodate not just today's needs but also the continually changing needs of the future. A small private office today can evolve to a large conference room setting tomorrow, easily.

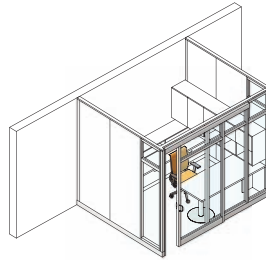
To download thoughtstarters, please visit steelcase.com/planningideas



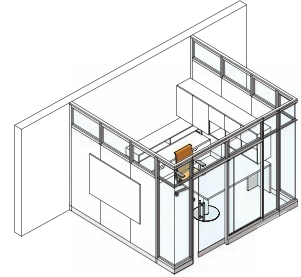
Small private office with Privacy Wall and solid door with glass side light



Small private office with Privacy Wall, clerestory and solid door with glass side light



Small private office with full glass front, clerestory transom, sliding glass door and Privacy Wall panels



Expanded small private office with Privacy Wall GS full glass front, clerestory transom, sliding glass door and Privacy Wall panels

build and move in the same day

Installation is simple and quick with Privacy Wall. The panels arrive fully assembled and ready for installation — no assembly reduces installation time by as much as 70%. Both the Privacy Wall and Glass Selections frames are 100% reusable, and are easily moved and changed to support your continually changing needs.



1. Install ceiling track



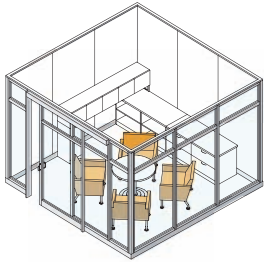
2. Insert wall panels into ceiling track



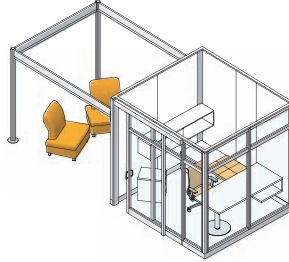
3. Connect wall panels with feature strips



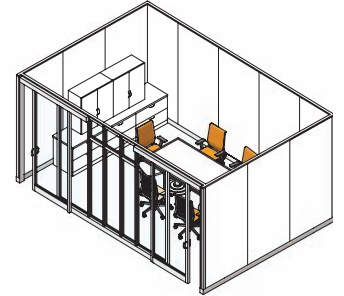
4. Install corner unit



^
 Small private conference area in an open space constructed from solid and glass Privacy Wall panels and clerestory transoms with sliding glass door



^
 Small private office with solid and glass Privacy Wall panels and clerestory; adjacent open meeting space constructed with Post and Beam



^
 Large conference room space with solid and glass Privacy Wall panels and two sliding glass doors



5. Add base trim



6. Install door frame



7. Install door



8. Go to lunch



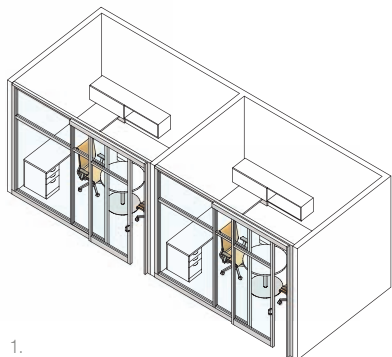


30% recycled materials
70% recyclable
100% reusable
The numbers never looked this good.

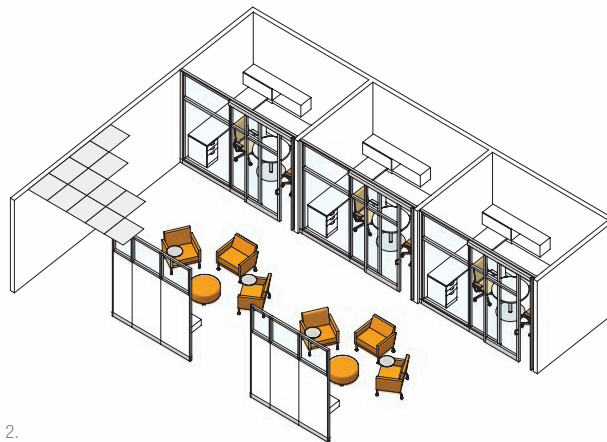
great ideas

Put every space to work. Create the spaces you need — from private offices and team areas to meeting rooms and public spaces. Privacy Wall can help you get the right combination of privacy and collaboration vital to high performance environments.

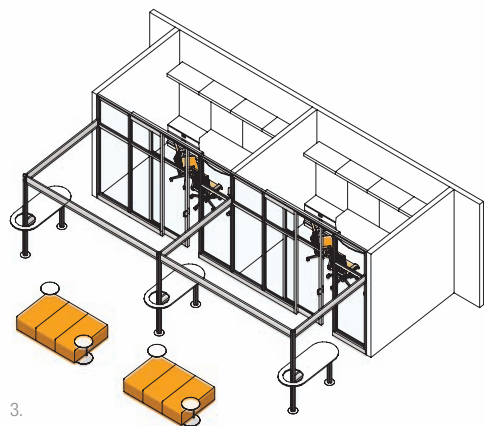
To download thoughtstarters, please visit steelcase.com/planningideas



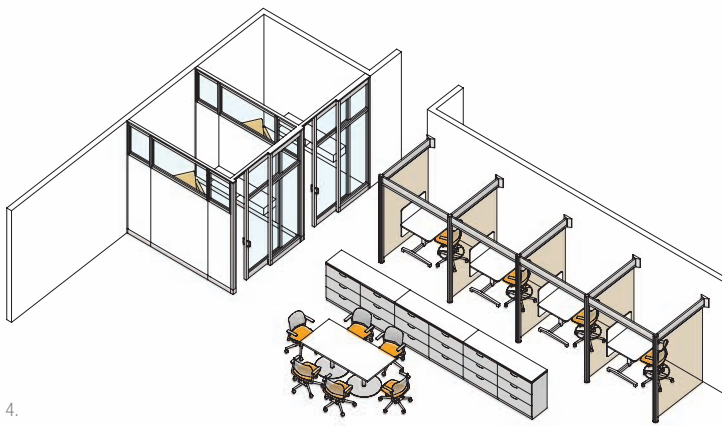
1.



2.



3.



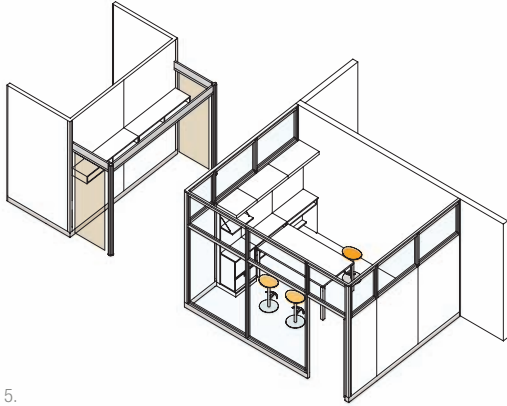
4.

1. Create flexible privacy with small, glass front enclaves; can also easily convert to small private offices to accommodate potential future needs

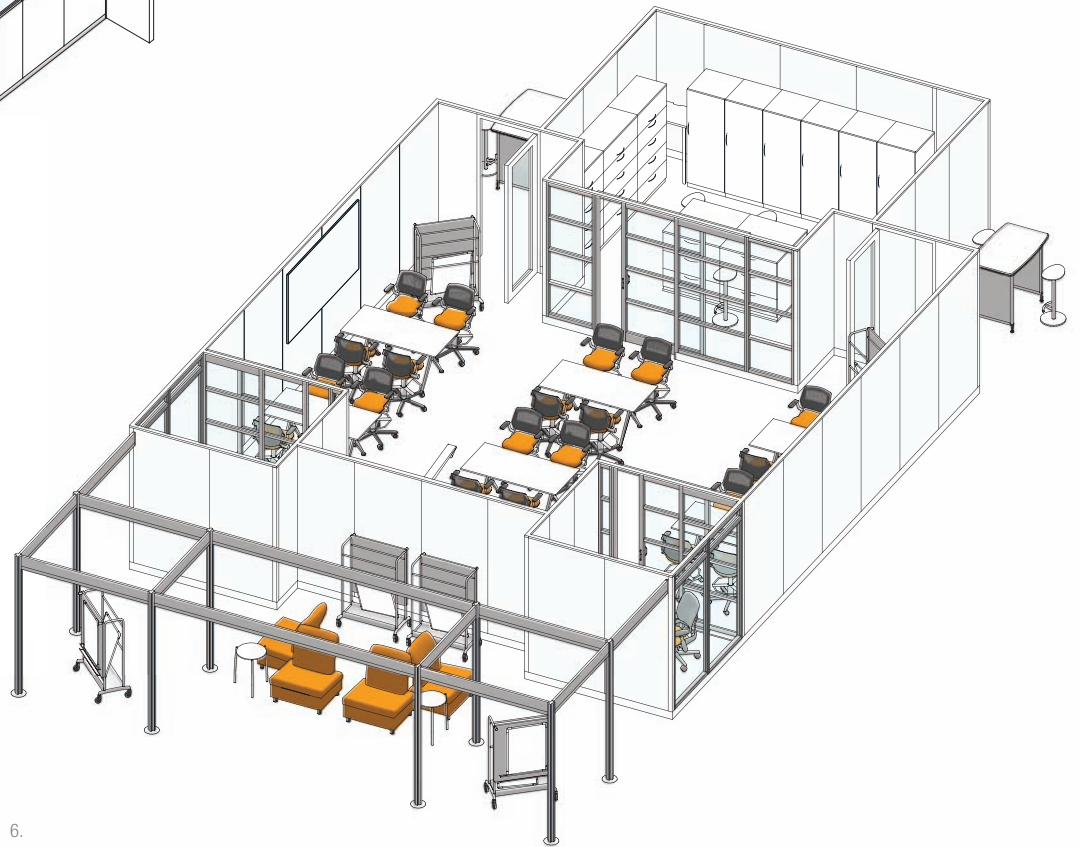
2. Move the waiting area out of the corner and into the middle; use glass front doors and walls to create a vision line to the waiting area, but also provide necessary privacy

3. Build a space that provides small private meeting areas for privacy, but still have clear site to the waiting and transaction areas

4. Reduce the size of the individual workstations while increasing collaboration spaces; glass front enclaves with sliding doors provide acoustic privacy when needed



5.

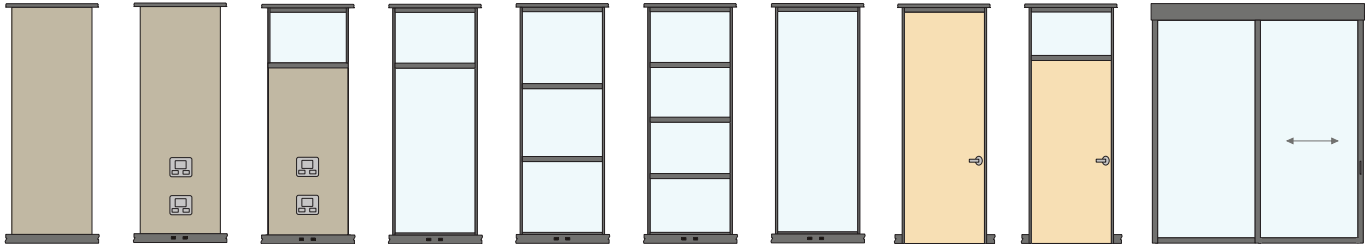


6.

5.
Provide private spaces for group meetings and brainstorming that have future flexibility to easily convert to a large private office if needed

6.
Create a fluid training facility in a studio-like environment for ease of movement between teamwork, consultation and presentation modes

Privacy Wall painting steel frame



Ceiling heights: from 8' to 10', in one-inch increments for all Privacy Wall panels

Solid wall panels: Optional base/ADA/desk height power and communication outlets, widths: 6", 8", 18", 20", 24", 30", 36", 40", 42", 48", 60"

Clerestory wall panels: Optional base/ADA/desk height power and communication outlets, widths: 18", 20", 24", 30", 36", 40", 42", 48", 60"

Glass panels: Optional base height power and communication outlets, widths: 6", 8", 18", 20", 24", 30", 36", 40", 42", 48", 60"

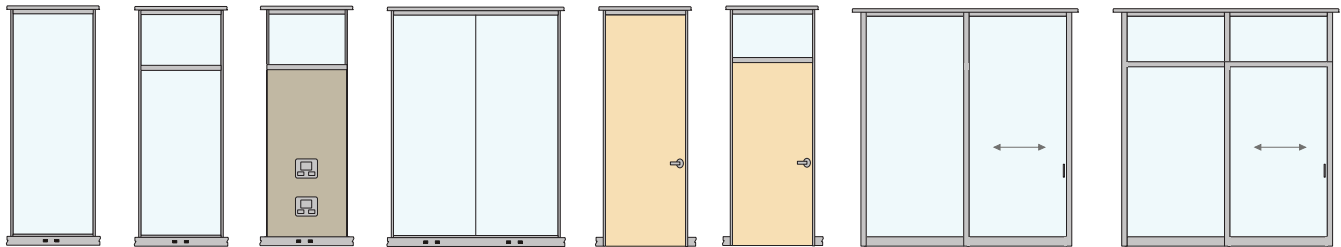
Doors: Full-height pivot and butt-hinged, 7' pivot and butt-hinged glass transom, full-height slider or full glass

Butt-hinged Door Frame and Leaf widths: 40", 76"

Pivot-hinged Door Frame and Leaf widths: 40", 42", 80"

Slider Door widths: 80", 96"

Privacy Wall GS anodized aluminum frame



Ceiling heights: from 8' to 10', in one-inch increments for all Privacy Wall GS

Glass panels: Optional base height power and communication outlets, widths: 6", 8", 18", 20", 24", 30", 36", 40", 42", 48", 60"

Two divided lite panels: Optional base height power and communication outlets, widths: 6", 8", 18", 20", 24", 30", 36", 40", 42", 48", 60"

Clerestory wall panels: Optional base/ADA/desk height power and communication outlets, widths: 18", 20", 24", 30", 36", 40", 42", 48", 60"

Butt glazed: 72" and greater frame kits and glass kits with optional base height power and communication outlets

Doors: Full-height pivot-hinged, 7' pivot-hinged glass transom, full-height slider or full glass

Pivot-hinged Door Frame and Leaf widths: 40", 42", 80"

Full-height Polished Edge Slider Door, widths: 80", 84", 96"

Transom-height Polished Edge Slider Door, widths: 80", 84", 96"



Love is a squishy thing. Some would say love is too squishy for business. If all you have is love with no action, maybe it is. But if you combine love with science and engineering (both very precise and decidedly unsquishy) you can follow your love. You can act on it.

Love – We combine the desire to do what's right with tools that help us identify ways we can continuously improve our environmental performance.

Materials Chemistry – Analysis by MBDC allows us to understand the chemical makeup of our products and production processes, and their safety to human and environmental health. It flags materials to avoid in new products and eliminate from existing products.

Lifecycle Assessment (LCA) – An LCA measures the environmental impact of a product's materials, production, transport, use, and end of life. LCAs help us identify ways to improve our environmental performance at every phase of a product's life.

Recycling & Reuse – Products are designed to facilitate disassembly and maximum recyclability. When a product reaches the final phase in its lifecycle, the Steelcase Environmental Partnership Program connects you with resources to recycle or reuse that product.

Following this formula helped Privacy Wall earn the first Silver Cradle to Cradle product certification for a moveable wall. Cradle to Cradle certification evaluates products for environmentally safe and healthy materials; energy and water use during production, the ability to recycle and reuse materials, and social responsibility. Privacy Wall also holds indoor air quality certification. If you are applying for LEED certification, Privacy Wall may contribute toward earning LEED points for your project. Even if you're not applying for LEED you get points for being considerate to the environment.

Love how you work.™

Steelcase®

Call 800.333.9939 or visit steelcase.com

Item # 08-0000382 04/08 © 2008 Steelcase Inc. All rights reserved. All specifications subject to change without notice. Printed in U.S.A. on 30% post-consumer recycled paper. ♻️
Trademarks used herein are the property of Steelcase Inc. or of their respective owners. Though you'll always get the wall, the privacy is optional.