



IM#: 14-0003192

Elective Elements®
desk systems

Steelcase



Highly Coveted. Highly Versatile.

Refined, sophisticated design. Rich, extensive material options. Flexible, purposeful applications. Elective Elements seamlessly blends style, craftsmanship and performance to support today's diverse and demanding workplaces.

IM#: 14-0003186 | SM: ELECTIVE ELEMENTS® (DARK GRAY COMPOSITE (CUSTOM), ARCTIC WHITE METAL, WINTER GLASS), V.I.A.™ (ARCTIC WHITE SEALS, ANODIZED ALUMINUM FRAME, CLEAR TEMPERED GLASS, FABRIC SKINS IN STEELCASE SURFACES ALLOY TERN), MASSAUD WORK LOUNGE AND OTTOMAN (KVADRAT COLLECTION DIVINA MD 813), BINDU™ GUEST SEATING (DESIGNTEX GAMUT SPRUCE)



Supporting Today's Leaders

The demands on leaders have changed. They're highly mobile and spend more time collaborating with widely distributed teams. Elective Elements, with natural materials and a clean, upscale aesthetic, provides a sense of refuge for today's employees, allowing them to think creatively, interact productively, and lead effectively in environments that reflect their brand and culture.



IM#: 14-0003189 | SM: ELECTIVE ELEMENTS® (DARK GRAY COMPOSITE (CUSTOM), ANODIZED BRONZE METAL, TRUFFLE GLASS), SIENTO HIGH-BACK SEATING (ELMOSOFT LEATHER PARCHMENT), DASH FREESTANDING LIGHT (ARCTIC WHITE), BINDU GUEST SEATING (DESIGNTEX GAMUT SPRUCE)



IM# 14-0003185





Private Yet Accessible

Focused concentration one minute—impromptu meeting the next. The Elective Elements private offices elegantly balance the privacy, visibility and accessibility leaders need to work effectively and efficiently. Luxurious finish options complement layered and open storage designed to keep both professional tools and personal items visible and easily accessible, creating productive yet stylish, comfortable workspaces.



IM#: 10-0001218 | SM: ELECTIVE ELEMENTS® (FIGURED ANEGRE PREMIUM VENEER, CLEAR ANODIZED ALUMINUM METAL), SIENTO MID-BACK SEATING (ELMOSOFT LEATHER WHITE)



IM#: 10-0001180

Technology Zone



IM#: 14-0003349

Guest Seating



IM#: 14-0003193 | SM: ELECTIVE ELEMENTS® (DESERT OAK VENEER, ANODIZED BRONZE METAL, CITRUS GREEN GLASS), GESTURE™ SEATING (STEELCASE REMIX PEBBLE), SW_1 LOUNGE SEATING, (DESIGNTEX ROTHESAY MARBLE), SOTO LIGHT (ARCTIC WHITE)

Enhanced Open Plan

Offering a heightened visual aesthetic and thoughtful amenities often associated with private offices, the Elective Elements open plan workspaces maintain an executive feel across an entire workspace. Integrated technology provides easy access to power and data, while storage and panel heights can be used to establish boundaries for privacy or deeper team interaction and integration.



IM#: 14-0001713





Material Difference

Rich veneers. Versatile laminates. Beautiful glass and metal finishes. Elective Elements offers an array of material choices, giving organizations extensive options to enhance their work environments and express their brand and culture.



Versatility Without Compromise

With limitless configurations, Elective Elements creates a range of applications with a similar visual language—from smaller spaces to larger, more open workspaces. Featuring wall-mounted, panel-supported, and freestanding components, Elective Elements gives leaders the ability to effectively manage the changing needs of their team while maintaining a refined aesthetic.



IM#: 14-0003188 | SM: ELECTIVE ELEMENTS® (DARK GRAY COMPOSITE (CUSTOM), MILK LAMINATE, NEAR BLACK METALLIC METAL), QIVI SEATING (KVADRAT STEELCUT TRIO AND GRAPHITE MESH), MONTAGE PANEL (ALLOY POLAR), DASH LIGHTING (ARCTIC WHITE)




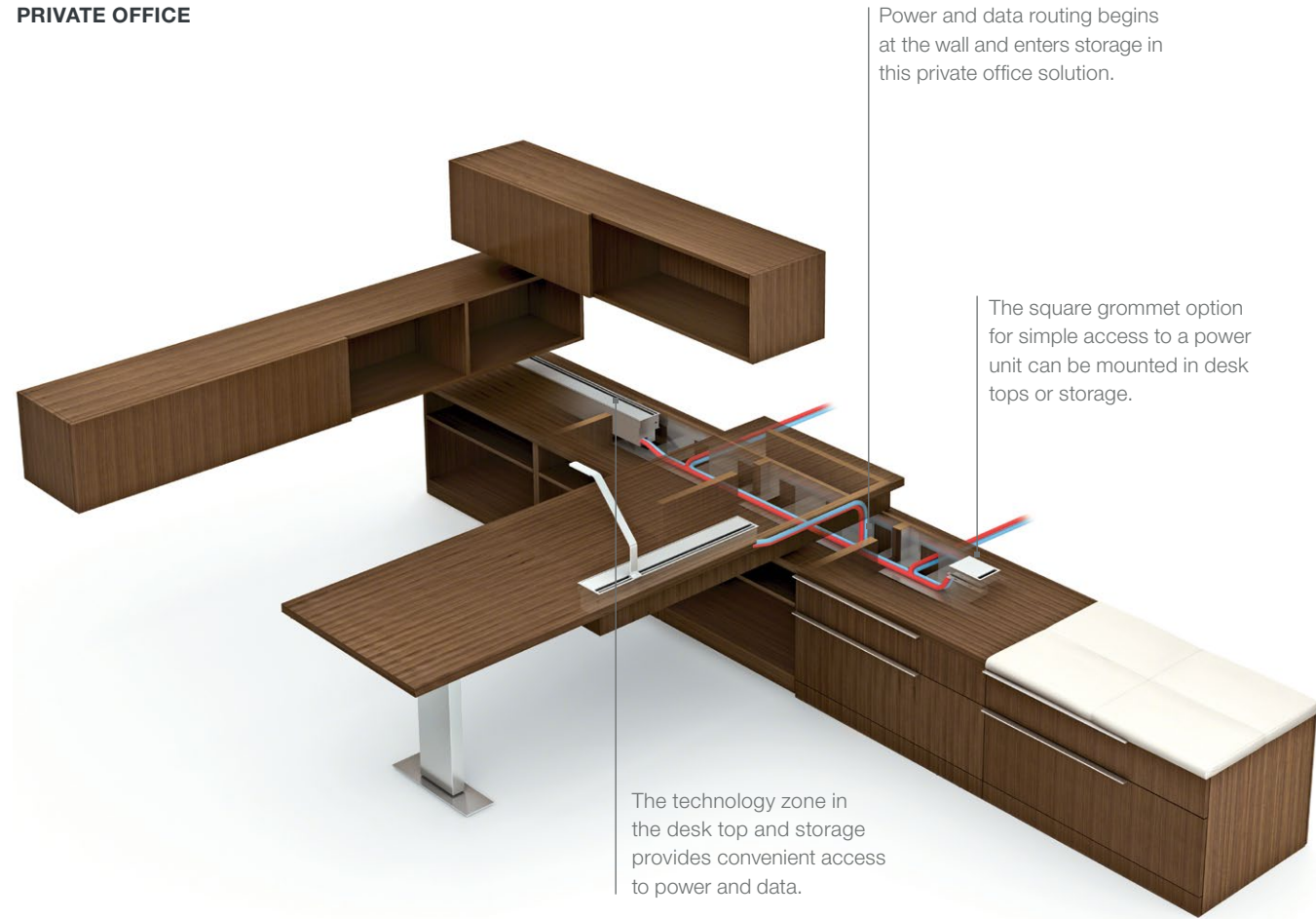
IM#: 14-0003187




IM#: 14-0003190

Power Data + Routing

PRIVATE OFFICE



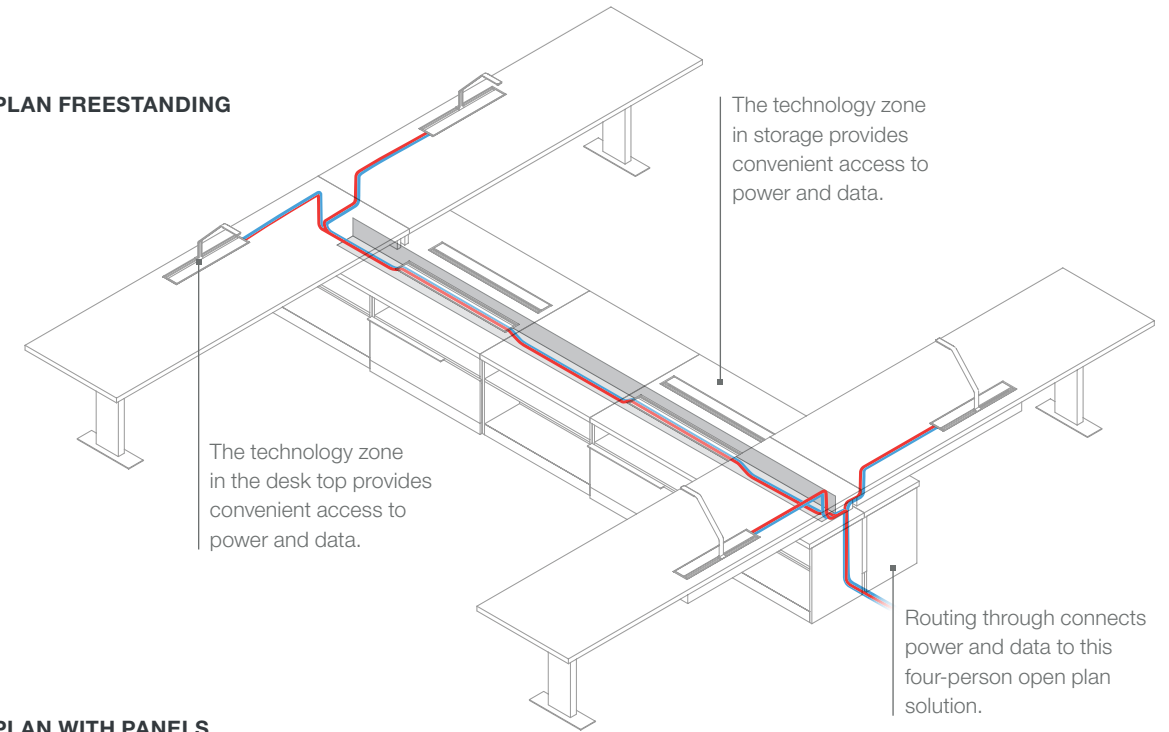
IM#: 10-0001182



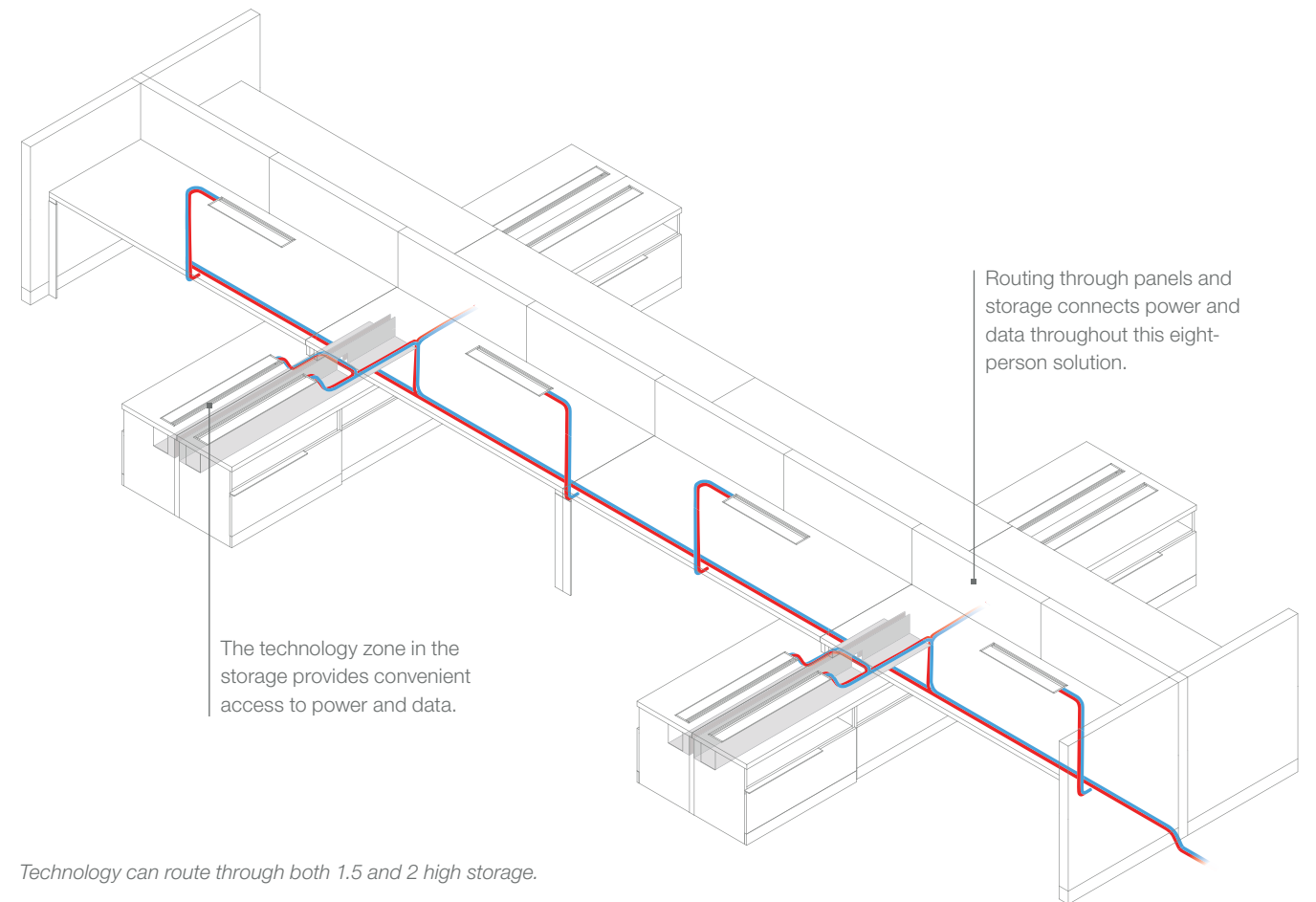
IM#: 10-0001181

Technology zones enable easy worksurface access to power and data while an integrated rail seamlessly supports SOTO worktools.

OPEN PLAN FREESTANDING



OPEN PLAN WITH PANELS




Technology can route through both 1.5 and 2 high storage.

STATEMENT OF LINE

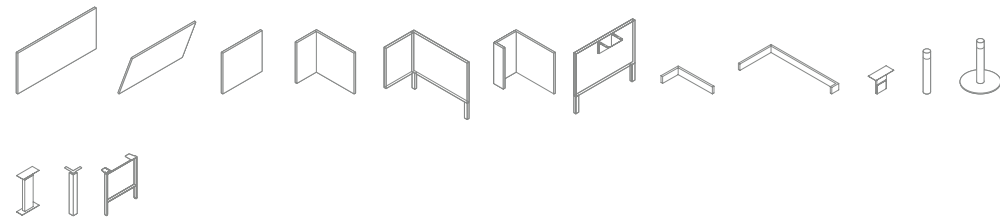
WORKSURFACES

Straight, Technology Straight, Desk, Technology Desk, Return, Desk Return, Bridge, Transition, Single Tapered, Tapered, Tapered Bullet, Bullet, Keyhole, P-top, Angled, Meeting, Extended Bullet, Spanner, Corner, Extended Corner, Transaction, Personal Table Tops



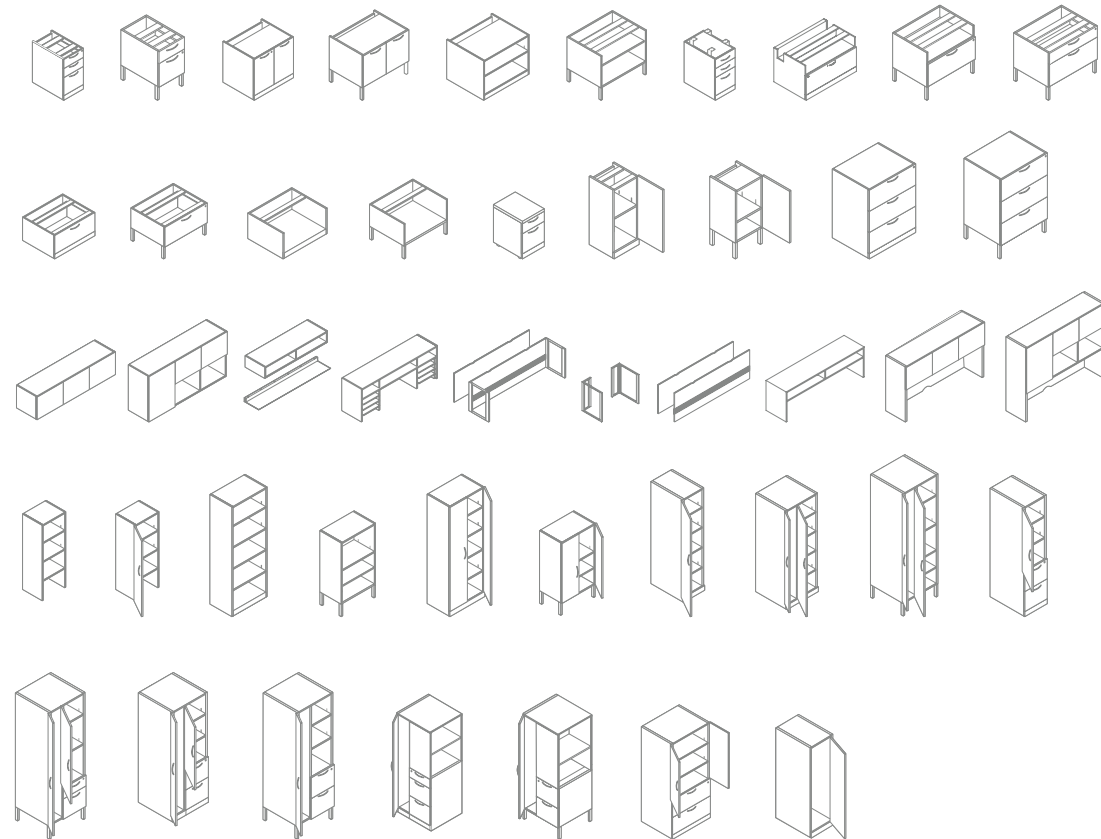
WORKSURFACE SUPPORTS

Modesty panel, Technology modesty panel, End panel, L-shape end panels, J-shape end panel, T-shape end panel, Perpendicular tether support, Cable shroud support, Parallel slip-fit support, Columns, Rectangular column, Adjustable-height leg, Gate leg



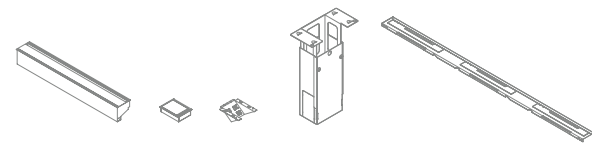
STORAGE

Pedestals with drawers, Pedestals with hinged doors, Open pedestals, Adjustable-height pedestal, 1.5 high storage, One-high pedestals, Mobile pedestal, High pedestals, Lateral files, Single-high overhead cabinet, Double-high overhead cabinet, Organizer shelf, Blade accessory shelf, Desktop organizer, Hutch kit, Open hutch kit, Tackboard and wood and fabric panel with slatwall, Organizer service module, Single-high service module, Double-high service module, Stacking bookcases, Freestanding bookcases, Towers, Vertical cabinets, Wardrobes



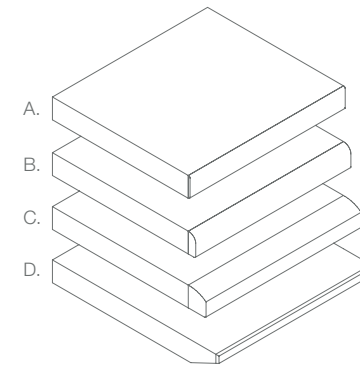
POWER, DATA, AND LIGHTING

Technology zone, Power shroud, Light housing



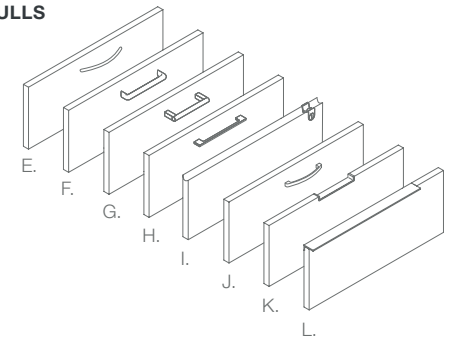
EDGE PROFILES

A. 3mm Square Edge: Laminate with plastic edge, Laminate with wood edge, Wood with wood edge
 B. Bullnose edge: Laminate with wood edge, Wood with wood edge
 C. Waterfall edge: Wood with wood edge
 D. Blade edge: Laminate with plastic edge, Wood with wood edge



DRAWER/DOOR PULLS

E. Contemporary
 F. Jazz
 G. Bar
 H. Nile
 I. Integral
 J. Transitional
 K. Inset
 L. Beam



SUSTAINABILITY

At its heart, sustainability at Steelcase is about people. It's about creating and supporting the economic, environmental and social conditions that allow people and communities to reach their full potential. Research and insights direct our path. It's not only about creating goods, it's about creating good. It's not only about creating value, it's about living our values. It's not just about reducing our footprint, it's about expanding our reach. It's about creating lasting and meaningful change to enable the long-term wellbeing of current and future generations.

Innovative products and solutions result.

In the development of our products, we work to consider each stage of the life cycle: from materials extraction, production, transport, use and reuse, until the end of its life. We demonstrate performance through third-party verified certifications and voluntary product declarations.

Steelcase's sustainability promises, actions, and results are communicated in an annual Corporate Sustainability Report.

SCS Indoor Advantage™ certified Gold

BIFMA level™ 2 certified

MBDC Silver Cradle to Cradle certified

FSC Controlled Wood

Steelcase®

Call 800.333.9939 or visit Steelcase.com

 facebook.com/Steelcase

 twitter.com/Steelcase

 youtube.com/SteelcaseTV

Item: #14-0000372 10/14 ©2014 Steelcase Inc. All rights reserved. All specifications subject to change without notice. Trademarks used herein are the property of Steelcase Inc. or of their respective owners. Printed in U.S.A. FSC certified.