



# Steelcase Audio Visual Products Specification Guide

## Availability

**Electronic price list updated** with release 182.A (U.S.) and 147.A (Canada), dated April 20, 2015.

Spec News is available on [village.steelcase.com](http://village.steelcase.com). Search AdStock and download the current release's Spec News.

View or download Steelcase Specification Guides at <http://www.steelcase.com/en/resources/design/spec-guides/pages/specguides.aspx>.

Transitional products in this specification guide are **maintained for existing customers only** and are likely to be phased out over time. These products are indicated with a . Products that are scheduled to be culled are indicated with an , followed by the last order entry date.

## Working with This Specification Guide

Nine Tips: How to Get the Most Out of This Book	2
Additional Resources	4

<b>ēno Interactive Whiteboards and Accessories</b>	<b>5</b>
<b>media:scape mini and mobile</b>	<b>21</b>

<b>Resources</b>	<b>33</b>
------------------	-----------

► For a list of all trademarks, refer to the last page of this specification guide.  
© 2015 Steelcase Inc.



## For Canadian Pricing


Canadian factor can be found at [steelcase.com/CADpricing](http://steelcase.com/CADpricing).

Calculate in the following order to avoid rounding errors:

- Multiply the base price and each option by the Canadian factor.
- Round each to the nearest dollar.
- Add base and options for total list price.

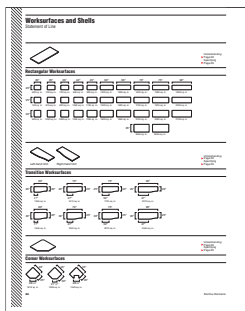
## Nine Tips: How to Get the Most Out of This Book

### Tip 1




**Watch** the tabs on the right-hand edges of the pages. They'll always indicate which chapter you are in.

## Tip 2



**Use the Statement of Line pages** for an overview of the available components, their sizes, and page references for additional information.

### Tip 3



**Find cross reference** by looking for page numbers flagged with an arrow.

### Tip 4

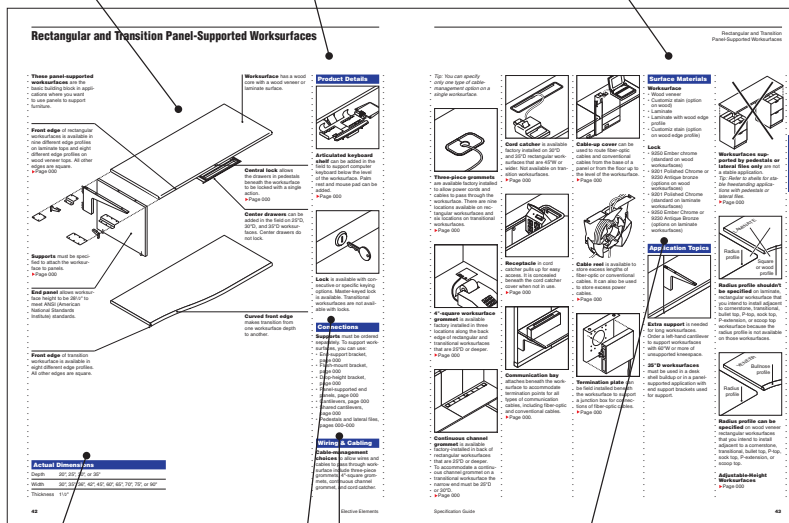
**Study the product detail pages** in the Understanding section to learn everything an expert knows about specific products. Each product detail page in this section contains the following features, where applicable:

- Product Drawing
- Actual Dimensions
- Product Details
- Connections
- Wiring and Cabling
- Surface Materials
- Application Topics

**Product Drawing** shows you what the product looks like and points out important features.

**Product Details** gives specific information on the product and how it is used.

**Surface Materials** lists what material is used for each part of the product.



**Wiring and Cabling** details the cable-management and cable-routing capabilities of the product.

**Actual Dimensions**  
table lists the dimensions  
of the product.

**Connections** describes how the product is assembled or how it attaches to another product.

**Application Topics**  
provides useful advice on  
how to apply the product.

## Tip 5

**Refer to the specifying pages** for all the information needed to order a product. Each product specifying page contains a variety of elements to help you complete a specification:

- Product Drawing
- Standard Includes
- Required to Specify
- Options
- Related Products
- Specification Information
  - Dimensions
  - Style Number
  - Price

**Product Drawing** shows you what the product looks like.

**Standard Includes** (under the dark grey band) provides a list of what comes standard with the product.

**Required to Specify** (under the dark grey band) itemizes the information that you must provide to order the standard product and the preferred sequence for specification.

**Specification Information** (under the light grey band) provides product dimensions, style numbers, and prices for the standard product and any surface material choices that are available.

### Wood Veneer Rectangular Worksurfaces

Standard Includes

Product details, page 100

Standard Includes

- Wood veneer, wood veneer

Options

Lock, Keyed Locking

Lock, Keyed Locking

- Available only on worksurfaces with -1510
- Standard profile (S)

Alternative lock color on worksurfaces with locks

Alternative lock color on worksurfaces with locks

- Available only on worksurfaces with locks
- Standard profile (S)

Keying

Keying

- Standard keying options
- Custom keying options

Locking

Locking

- Available only on worksurfaces with locks
- Standard profile (S)

Keying

Keying

- Available only on worksurfaces with locks
- Standard profile (S)

Keying

Keying

- Available only on worksurfaces with locks
- Standard profile (S)

### Required to Specify

Product details, page 100

Required to Specify

- Wood veneer, wood veneer

Options

Lock, Keyed Locking

Lock, Keyed Locking

- Available only on worksurfaces with -1510
- Standard profile (S)

Alternative lock color on worksurfaces with locks

Alternative lock color on worksurfaces with locks

- Available only on worksurfaces with locks
- Standard profile (S)

Keying

Keying

- Standard keying options
- Custom keying options

Locking

Locking

- Available only on worksurfaces with locks
- Standard profile (S)

Keying

Keying

- Available only on worksurfaces with locks
- Standard profile (S)

Keying

Keying

- Available only on worksurfaces with locks
- Standard profile (S)

### Specification Information

Product details, page 100

Specification Information

Style Number	Price	Options
2256-P	\$110	
32WCP	\$110	
4942	\$110	
87-7102002	\$110	
87-7102003	\$110	
88-PS	\$110	

**Options** (under the black band) lists all the options that apply to the product, their price, and what is required to specify.

**Related Products** provide specification information for products that are directly related.

## Tip 6

### Wood Veneer Rectangular Worksurfaces

Standard Includes

Product details, page 100

Standard Includes

- Wood veneer, wood veneer

Options

Lock, Keyed Locking

Lock, Keyed Locking

- Available only on worksurfaces with -1510
- Standard profile (S)

Alternative lock color on worksurfaces with locks

Alternative lock color on worksurfaces with locks

- Available only on worksurfaces with locks
- Standard profile (S)

Keying

Keying

- Standard keying options
- Custom keying options

Locking

Locking

- Available only on worksurfaces with locks
- Standard profile (S)

Keying

Keying

- Available only on worksurfaces with locks
- Standard profile (S)

Keying

Keying

- Available only on worksurfaces with locks
- Standard profile (S)

**Italic typeface** on specifying pages usually identifies wording that you should use in your order.

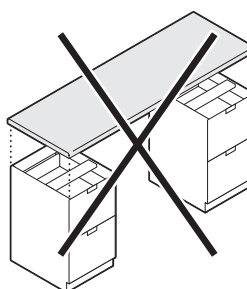
i

## Tip 7

**Wiring & Cabling Cable-management choices** to allow wires and cables to pass through work-surfaces include three-piece grommets, 4"-square grommets, continuous channel grommet, and cord catcher. *Tip: You can specify only one type of cable-management option on a single worksurface.*

**Watch for tips** throughout the text that give you explanations and helpful instructions.

## Tip 8



**Learn what you cannot do** by looking for drawings crossed out with an "X."

## Tip 9

Style Number	Page
2256-P	308
32WCP	265
4942	308
87-7102002	331
87-7102003	331
88-PS	194

**Refer to the style number index** when you know a style number and you need to find the page that has more details about the product.  
► Page 35

# Additional Resources

**Steelcase Audio Visual products** are supported with informational materials, tools, and software to help you plan, specify, and order an installation efficiently.

## Printed Materials

### Other Specification Guides

Steelcase offers a comprehensive portfolio of furniture and solutions. For the full offering of products, refer to the individual product specification guides. These can be accessed at the [www.steelcase.com](http://www.steelcase.com) web site or at [village.steelcase.com](http://village.steelcase.com)

## Computer Tools

### Electronic Catalog

Accurate sales quotations and purchase orders for Steelcase products are created with specification software that uses Steelcase Electronic Catalog data. Use the data to specify and price style numbers and options for every Steelcase product. The data is updated bimonthly by Steelcase and provided to software programs including: the Hedberg Business System, SmartTools—Steelcase's design and specification software (for more information on SmartTools, please email [SmartTools@steelcase.com](mailto:SmartTools@steelcase.com)), the ProjectMatrix Project Symbols libraries, as well as 20-20 CAP Studio.

### Furniture Symbol Graphic Data

Steelcase creates 2D and 3D furniture symbols (with attributes) for planning and initially specifying Steelcase products. This data is incorporated into several add-on software packages that work in either a Microstation or an AutoCAD drafting environment.



### Digital Publications

If your device has a bar code reader App, scan this QR code for a direct link to the online digital publications. Utilizing this QR code allows you to search across multiple specification guides, share across social media, or print out pages. You can also access these digital publications at [www.steelcase.com](http://www.steelcase.com) or [village.steelcase.com](http://village.steelcase.com).

## Support

### Steelcase Capabilities

Steelcase products are distributed, installed, and serviced through a network of more than 600 dealers worldwide. Steelcase is also represented with offices and corporate showrooms in 26 U.S. cities, 4 Canadian cities, and in France, Germany, Great Britain, and Japan. Every Steelcase product meets our exceptionally high standards of quality and durability and comes with the Steelcase assurance of excellence in service.

### For assistance,

please call your local dealer, the Steelcase Solutions Resource Team, or the Steelcase Solutions Fulfillment Team at 1.888.STEELCASE (1.888.783.3522) or send an e-mail to [lineone@steelcase.com](mailto:lineone@steelcase.com).

Call the Steelcase Solutions Resource Team prior to placing an order, when working on a bid, or when you need information about product applications and specifications.

Call the Steelcase Solutions Fulfillment Team if you have submitted an order to Steelcase and you need to speak to your Solutions Fulfillment Team Representative about the order. Also call if you have any post-shipment quality or warranty concerns or service parts questions.

Outside the U.S.A., Canada, Mexico, Puerto Rico, and the U.S. Virgin Islands, call 1.616.247.2500.

For information about Steelcase, the name of your nearest Steelcase dealer, or for product literature, call 1.800.333.9939 or visit our Web site: [www.steelcase.com](http://www.steelcase.com).

# Understanding and Specifying ēno Interactive Whiteboards and Accessories



## Statement of Line

6

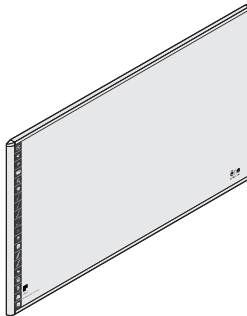
### Product Details

ēno Classic, ēno Click, and ēno Flex Interactive Whiteboards	8
ēno Projector Kit	11
ēno Play	12

### Specifying

ēno Classic, ēno Click, and ēno Flex Interactive Whiteboards	13
ēno Accessories	
ēno Projector Kit	16
Wall Mount Extension Bracket for Ultra Short-Throw Projector	17
ēno Play	17
ēno Play Installation Kit	17
ēno Icon Strip	18
ēno Receiver	18
ēno Stylus 601	19
Marker Trays	19
ēno Demo Kit	20

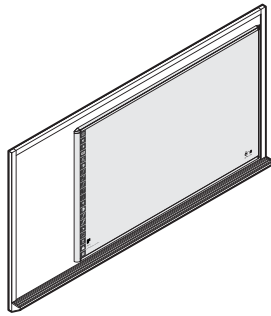
# Statement of Line



## ēno Classic Interactive Whiteboards

Understanding

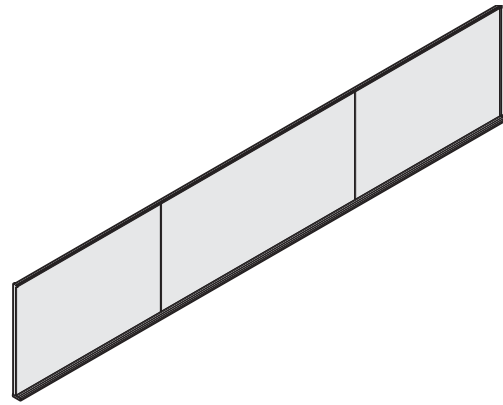
- ▶ Page 8
- Specifying
- ▶ Page 13



## ēno Click Interactive Whiteboards

Understanding

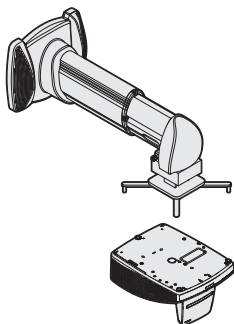
- ▶ Page 8
- Specifying
- ▶ Page 14



## ēno Flex Interactive Whiteboards

Understanding


- ▶ Page 9
- Specifying
- ▶ Page 15



## ēno Projector Kit

Understanding

- ▶ Page 11
- Specifying
- ▶ Page 16



## ēno Play

Understanding

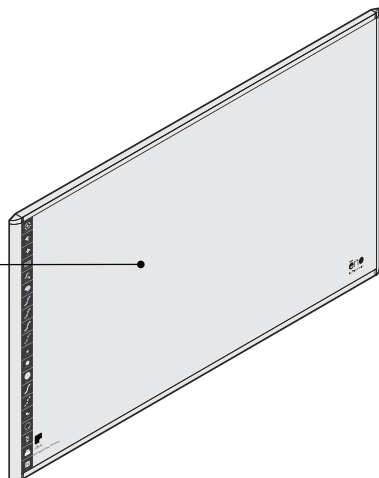
- ▶ Page 12
- Specifying
- ▶ Page 17



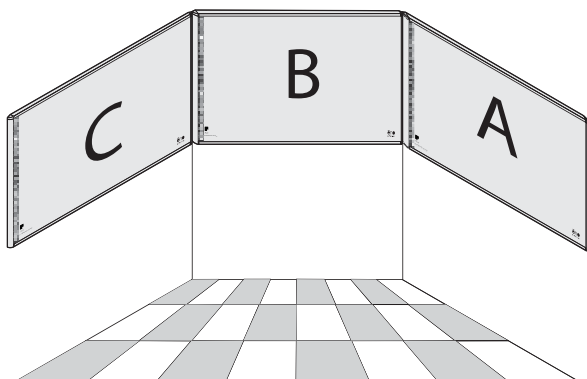
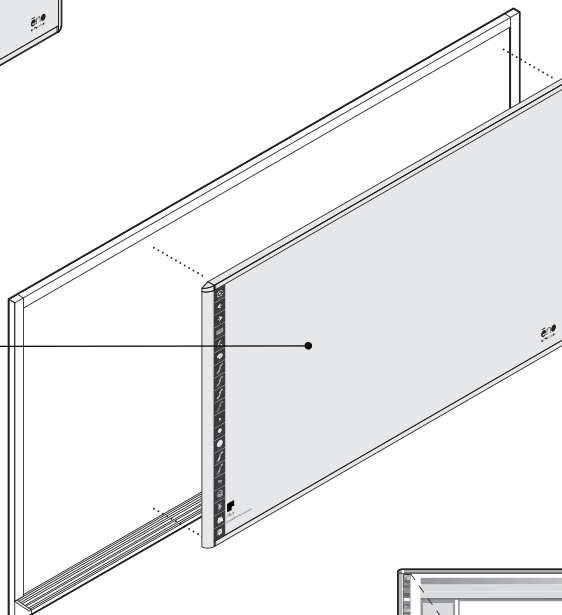
# ēno Classic, ēno Click, and ēno Flex Interactive Whiteboards

**ēno Classic, ēno Click, and ēno Flex interactive whiteboards** can be used as a conventional whiteboard with any traditional dry eraser marker, or as an interactive whiteboard with the use of a projector and an ēno stylus.

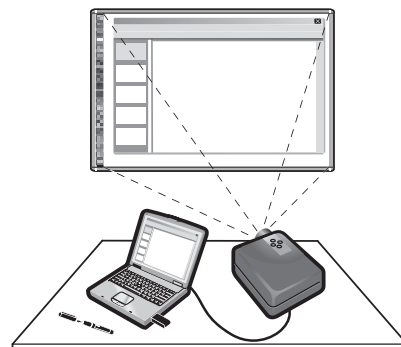
**The ēno Classic interactive whiteboard** installs like any conventional whiteboard. No power or cables are required.



**The ēno Click interactive whiteboard** uses magnetic mounting hardware and mounts instantly over an existing ceramic-steel chalkboard, whiteboard, or any other steel surface. No power or cables are required.



**ēno Classic and Click interactive whiteboards** are available in three different dot patterns: A, B, and C. This enables up to three boards to be independent calibrated in the same room and to operate properly.



**Interactive application:** ēno can be used as an interactive whiteboard when used with the ēno stylus in conjunction with any Windows or Apple computer (not included) and any projector (not included with ēno interactive whiteboards, but can be ordered separately). For best experience, ultra short-throw projectors are recommended.

## Actual Dimensions — ēno Classic and ēno Click

Dimensions include whiteboard frame

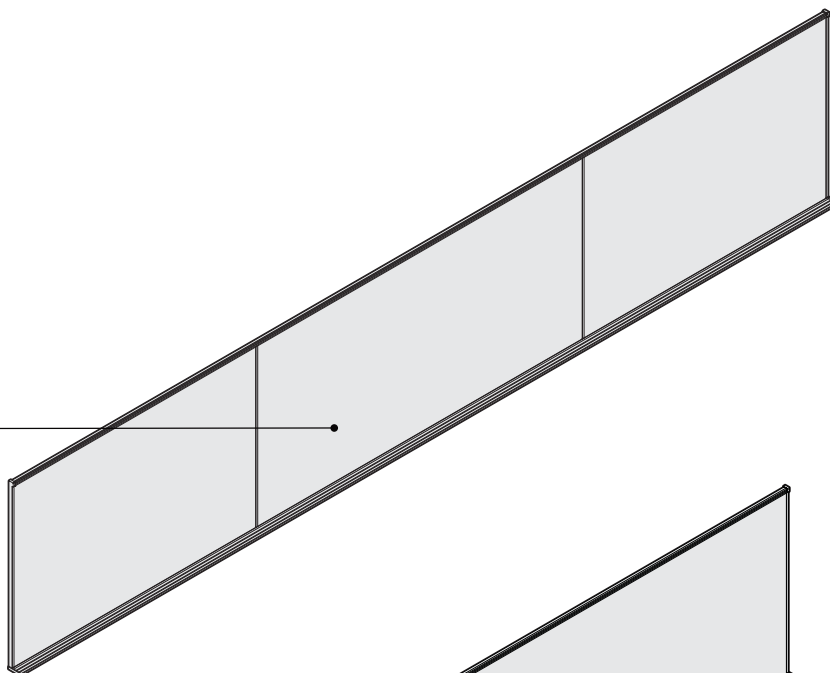
	Overall Depth	Overall Height	Overall Width
<b>ENO2610</b>	1"	48 <sup>1</sup> / <sub>4</sub> "	64 <sup>1</sup> / <sub>2</sub> "
<b>ENO2810</b>	1"	48 <sup>1</sup> / <sub>4</sub> "	85 <sup>1</sup> / <sub>2</sub> "
<b>ENOCCLICK2650</b>	1 <sup>1</sup> / <sub>4</sub> "	43 <sup>3</sup> / <sub>4</sub> "	64 <sup>1</sup> / <sub>2</sub> "
<b>ENOCCLICK2850</b>	1 <sup>1</sup> / <sub>4</sub> "	43 <sup>3</sup> / <sub>4</sub> "	85 <sup>1</sup> / <sub>2</sub> "



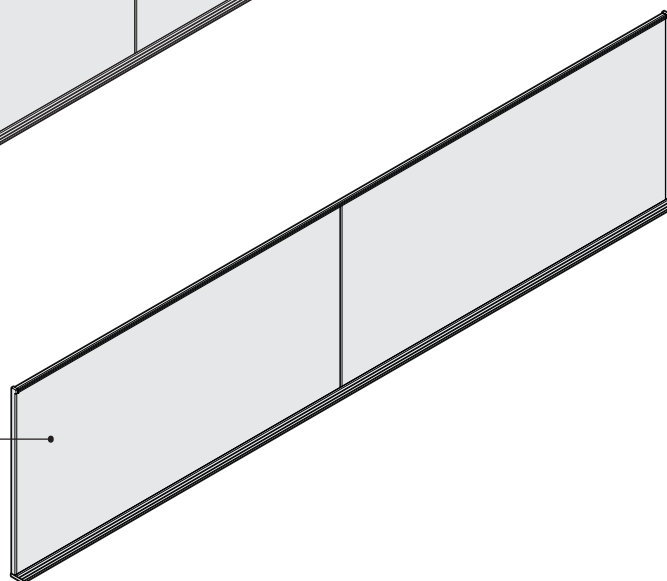
**ēno Flex** integrates multiple ceramicsteel dry erase panels and ēno interactive whiteboards into the same surface. It installs like any conventional whiteboard. No power or cables are required.

**All ēno Flex configurations** include a full-length marker tray, as well as a full-length tack rail with a flag holder, two map clips, and two map rail hooks.

**ēno Flex 100, ēno Flex 200, and ēno Flex 686 solutions** are only available in the A dot pattern.



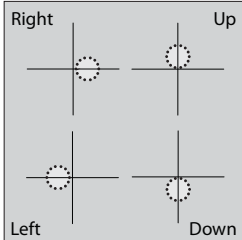
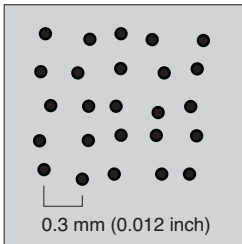
**The ēno Flex 280 solution** includes both an A dot pattern board and a B dot pattern board.



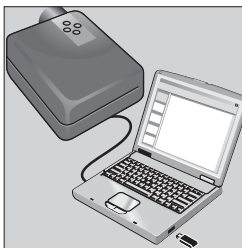
#### Actual Dimensions — ēno Flex

	• Overall Depth	• Overall Height	• Overall Width	• Center Panel Height	• Center Panel Width	• Side Panels Height	• Side Panels Width
<b>ENOFLEX100</b>	4"	48"	144"	46½"	63"	46½"	40"
<b>ENOFLEX200</b>	4"	48"	192"	46½"	84"	46½"	53½"
<b>ENOFLEX686</b>	4"	48"	240"	46½"	84"	46½"	78"
<b>ENOFLEXAB280</b>	4"	48"	169"	N.A.	N.A.	46½"	84"

## Product Details



**ēno interactive whiteboards** feature a pattern invisible to the naked eye. The pattern consists of numerous intelligent small black dots that can be read by the ēno stylus. The pattern indicates the exact positions of the ēno stylus.



**Any Bluetooth® enabled computer (Apple or Windows-based) with the ēno App** installed can be used in conjunction with ēno to enable interactive whiteboard capability. Any projector can be used to project images from the computer to the ēno whiteboard.

The **ēno stylus** works with the ēno whiteboard to enable interactive capability with a computer. For example, when a computer based presentation is projected onto the ēno whiteboard, the stylus can be used to guide the presentation or interact with a computer program, similar to keyboard or mouse commands.

**Each ēno Classic and ēno Click interactive whiteboard** comes complete with:

- one ēno whiteboard with one of three dot patterns. Every ēno whiteboard features the e<sup>3</sup> ceramicsteel writing surface
- one Bluetooth enabled stylus with one AAA battery
- two replacement stylus tips
- one ēno receiver for Windows or Macintosh (USB interface)
- the ēno App
- RM Easitech® software
- one USB extender for the ēno receiver
- one magnetic icon strip

**Each ēno Flex interactive whiteboard** comes complete with:

- one ēno whiteboard, which features e<sup>3</sup> ceramicsteel writing surface
- one Bluetooth enabled stylus with one AAA battery
- two replacement stylus tips
- one ēno receiver for Windows or Macintosh (USB interface)
- one Bluetooth
- RM Easitech software
- one USB extender for the ēno receiver
- one magnetic icon strip

**Computer projector** is not included.

## Installation

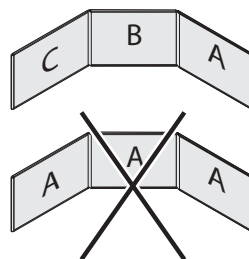
**ēno interactive performance** requires the installation of the ēno App on the computer and the ēno receiver included with ēno.

### The ēno Classic and ēno Flex whiteboards

install like any conventional whiteboard. There are no power requirements and therefore no wires. Because it transmits to the computer via Bluetooth there are no communication cable requirements.

**The ēno Click interactive whiteboard** comes with magnetic mounting hardware and mounts instantly over any ceramic-steel or steel surface. Because ēno transmits to the computer via Bluetooth, there are no communication cable requirements.

## Application Topics



**ēno Classic and ēno Click interactive whiteboards** are available with A, B, and C dot patterns which allow up to three boards to be independently calibrated in the same room and operate properly. In a multiple interactive whiteboard application, no two whiteboard dot patterns should be the same.

**ENOFLEX100, ENOFLEX200, and ENOFLEX686 interactive whiteboards** are only available in A dot pattern.

## Environmental Certifications

### ēno Classic and ēno Click

- MBDC Cradle to Cradle Silver
- SCS Indoor Advantage
- RoHS

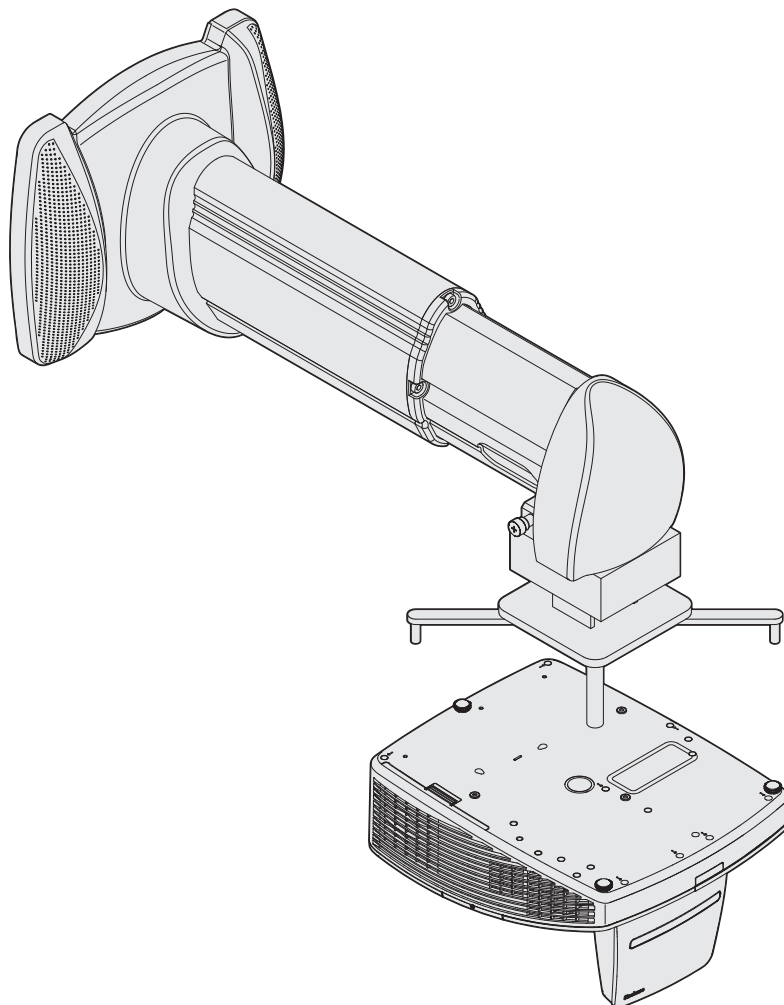
### ēno Flex

- SCS Indoor Advantage
- RoHS
- Qualifies for LEED points

## Warranty

For warranty details, go to [www.steelcase.com](http://www.steelcase.com).

**ēno projector kit** should now be ordered separately.



## Product Details

### ēno projector kit

- Installs on stud/drywall, wood, brick, cinderblock, or concrete wall
- Internal cable storage

### WXGA ultra short-throw projectors

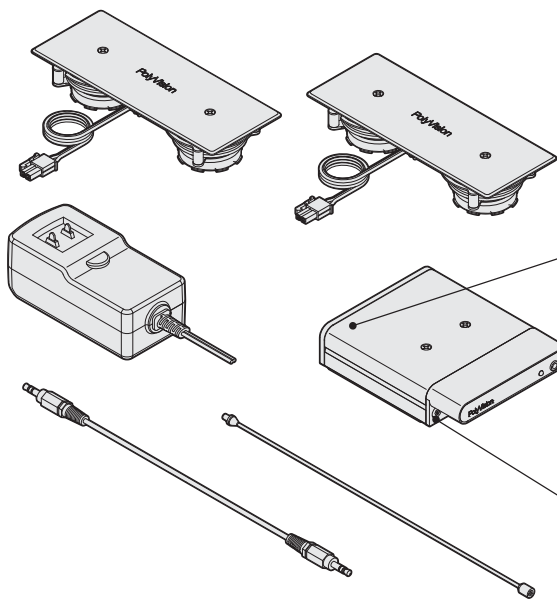
- complete with:
- DLP with Brilliant Color technologies
  - Native resolution: WXGA (1280 x 800)
  - Aspect ratio: 16:10 Native, 16:9, 4:3
  - Brightness: 3000 Lumens (typical); 2450 Lumens (eco mode)
  - Lamp life: 5000/8000 hrs.
  - 6-segment color wheel (RGBCWY)
  - Contrast ratio: 2300:1
  - Two 10 watt built-in speakers

## Warranty

For warranty details, go to [www.steelcase.com](http://www.steelcase.com).

# ēno Play

ēno Play integrates sound with the world's most durable interactive whiteboard to tune in every type of learner, from auditory to kinesthetic to visual.



**Amplifier** is standard with two 20 watt output channels and two input jacks.

**Quick access volume control** allows user to adjust sound from computer or application in use.

**Audio input** is 3.5 mm and is located in front or rear of amplifier.

## Product Details

ēno Play consists of an amplifier, driver pack, audio input cable, and hardware mounting extender bracket for an ēno board.

**Amplifier** is standard with two 20 watt output channels and two input jacks, and is electronically protected against reverse and over voltage power input supply.

**Amplifier output power** is 24VDC; 1.88A, and input power is 100-240VAC; 50/60Hz.

**Driver pack** is standard with two transducers and maximum power of 15 watts rms. Driver pack IEC 268-5 maximum power is 30 watts rms.

**Audio input cable** is a 3.5 mm, male-to-male stereo cable. The standard length is 25'. The following cables are available as service parts: 25', 50', 75' (male-to-male) or 10' (male-to-female).

ēno Play has an operating temperature of 41°F to 95°F and an operating humidity of 10% to 90% non-condensing. ēno Play has a storage temperature of -5°F to 140°F and a storage humidity of 5% to 95% non-condensing.

## Environmental Certifications

- FCC
- CE
- RoHS
- WEEE

## Warranty

For warranty details, go to [www.steelcase.com](http://www.steelcase.com).

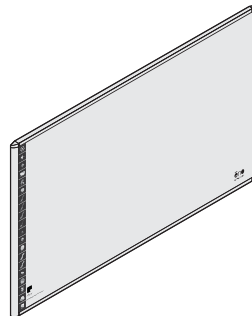
## Actual Dimensions

	Depth	Width	Length
Amplifier	1/2"	3 3/5"	4 1/2"
Driver pack	9/10"	2 2/5"	5 9/10"

# ēno Classic, ēno Click, and ēno Flex Interactive Whiteboards

ēno Classic, ēno Click,  
and ēno Flex Interactive  
Whiteboards

## ēno Classic Interactive Whiteboards



*Tip: ēno Interactive Whiteboards are available in three different dot patterns, A, B, and C. This enables up to three boards to be independently calibrated in the same room and to operate properly. In a multiple interactive whiteboard application, no two whiteboard grid patterns should be the same.*

Standard Includes	Required to Specify
<ul style="list-style-type: none"> <li>Need help? Product details, page 8</li> <li>e<sup>3</sup> ceramicsteel whiteboards</li> <li>Trim: anodized aluminum</li> <li>Mounting brackets package</li> <li>Bluetooth enabled stylus</li> <li>Two replacement stylus tips</li> <li>One AAA battery</li> <li>ēno receiver</li> <li>USB extender</li> <li>ēno icon strip</li> <li>Getting Started CD (includes ēno app, user manual, and installation guide)</li> <li>RM Easiteach Next Gen Software</li> </ul>	Style number

### Specification Information

Dimensions			Style	U.S.
W	D	H	Number	Price
64 <sup>1</sup> / <sub>2</sub> "	1 <sup>1</sup> / <sub>8</sub> "	48 <sup>1</sup> / <sub>4</sub> "	<b>ENO2610A</b>	\$2858
64 <sup>1</sup> / <sub>2</sub> "	1 <sup>1</sup> / <sub>8</sub> "	48 <sup>1</sup> / <sub>4</sub> "	<b>ENO2610B</b>	\$2858
64 <sup>1</sup> / <sub>2</sub> "	1 <sup>1</sup> / <sub>8</sub> "	48 <sup>1</sup> / <sub>4</sub> "	<b>ENO2610C</b>	\$2858
85 <sup>1</sup> / <sub>2</sub> "	1 <sup>1</sup> / <sub>8</sub> "	48 <sup>1</sup> / <sub>4</sub> "	<b>ENO2810A</b>	\$3563
85 <sup>1</sup> / <sub>2</sub> "	1 <sup>1</sup> / <sub>8</sub> "	48 <sup>1</sup> / <sub>4</sub> "	<b>ENO2810B</b>	\$3563
85 <sup>1</sup> / <sub>2</sub> "	1 <sup>1</sup> / <sub>8</sub> "	48 <sup>1</sup> / <sub>4</sub> "	<b>ENO2810C</b>	\$3563

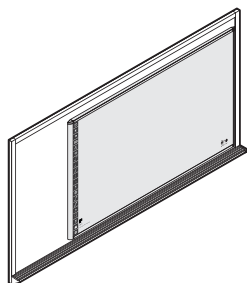


### For Canadian Pricing

Multiply U.S. Price by the Canadian price factor.

► See page 1 for details.

## ēno Click Interactive Whiteboards



*Tip: ēno Interactive Whiteboards are available in three different dot patterns, A, B, and C. This enables up to three boards to be independently calibrated in the same room and to operate properly. In a multiple interactive whiteboard application, no two whiteboard grid patterns should be the same.*

	Standard Includes	Required to Specify
► Need help? Product details, page 8	<ul style="list-style-type: none"> <li>• e<sup>3</sup> ceramicsteel whiteboards</li> <li>• Trim: anodized aluminum</li> <li>• Mounting brackets package</li> <li>• Bluetooth enabled stylus</li> <li>• Two replacement stylus tips</li> <li>• One AAA battery</li> <li>• ēno receiver</li> <li>• USB extender</li> <li>• ēno icon strip</li> <li>• Getting Started CD (includes ēno app, user manual, and installation guide)</li> <li>• RM Easiteach Next Gen Software</li> </ul>	Style number

## Specification Information

Dimensions			Style	U.S.
W	D	H	Number	Price
64 <sup>1</sup> / <sub>2</sub> "	1 <sup>1</sup> / <sub>8</sub> "	43 <sup>5</sup> / <sub>8</sub> "	<b>ENOCCLICK2650A</b>	\$3021
64 <sup>1</sup> / <sub>2</sub> "	1 <sup>1</sup> / <sub>8</sub> "	43 <sup>5</sup> / <sub>8</sub> "	<b>ENOCCLICK2650B</b>	\$3021
64 <sup>1</sup> / <sub>2</sub> "	1 <sup>1</sup> / <sub>8</sub> "	43 <sup>5</sup> / <sub>8</sub> "	<b>ENOCCLICK2650C</b>	\$3021
85 <sup>1</sup> / <sub>2</sub> "	1 <sup>1</sup> / <sub>8</sub> "	43 <sup>5</sup> / <sub>8</sub> "	<b>ENOCCLICK2850A</b>	\$3746
85 <sup>1</sup> / <sub>2</sub> "	1 <sup>1</sup> / <sub>8</sub> "	43 <sup>5</sup> / <sub>8</sub> "	<b>ENOCCLICK2850B</b>	\$3746
85 <sup>1</sup> / <sub>2</sub> "	1 <sup>1</sup> / <sub>8</sub> "	43 <sup>5</sup> / <sub>8</sub> "	<b>ENOCCLICK2850C</b>	\$3746



## For Canadian Pricing

Multiply U.S. Price by the Canadian price factor.

► See page 1 for details.

## ēno Flex Interactive Whiteboards

	Standard Includes	Required to Specify
► Need help? Product details, page 9	<ul style="list-style-type: none"> <li>• e<sup>3</sup> ceramicsteel whiteboards</li> <li>• Trim: black plastic</li> <li>• Mounting brackets package</li> <li>• Bluetooth enabled stylus</li> <li>• Two replacement stylus tips</li> <li>• One AAA battery</li> <li>• ēno receiver</li> <li>• USB extender</li> <li>• ēno icon strip</li> <li>• Getting Started CD (includes ēno App and User Manual)</li> <li>• RM Easiteach Next Gen Software</li> </ul>	Style number

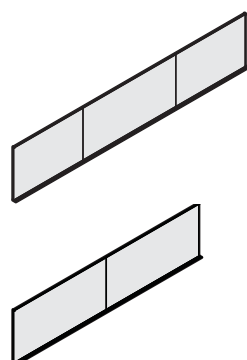
Specification Information				
• Dimensions			• Style	• U.S.
W	D	H	Number	Price

### With Two e<sup>3</sup> Ceramicsteel Side Panels

144"	1 1/8"	48"	<b>ENOFLEXA100</b>	\$3566
192"	1 1/8"	48"	<b>ENOFLEXA200</b>	\$4413
240"	1 1/8"	48"	<b>ENOFLEX686</b>	\$4618

### Dual Whiteboards with Pattern A and Pattern B

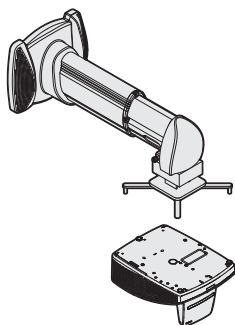
169"	4"	48"	<b>ENOFLEXAB280</b>	\$4495
------	----	-----	---------------------	--------



  
**For Canadian Pricing**  
Multiply U.S. Price by the  
Canadian price factor.  
► See page 1 for details.

# ēno Accessories

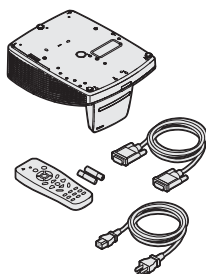
## ēno Projector Kit



Tip: ēno board not included.  
Order separately.

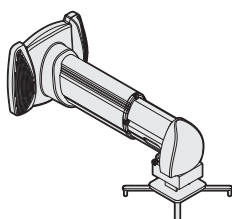
Standard Includes		Required to Specify
<p>► Need help? Product details, page 11</p> <ul style="list-style-type: none"> <li>• WXGA ultra short-throw projector</li> <li>• Power cable</li> <li>• VGA cable</li> <li>• Remote control (includes batteries)</li> <li>• Quick start guide and user manual</li> <li>• Fixed wall arm mount</li> </ul>		Style number
Specification Information		
Style Number	U.S. Price	
ENOPROJKIT	\$2800	

## ēno Projector



Standard Includes		Required to Specify
<ul style="list-style-type: none"> <li>• WXGA ultra short-throw projector</li> <li>• Power cable</li> <li>• VGA cable</li> <li>• Remote control (includes batteries)</li> <li>• User manual</li> </ul>		Style number
Specification Information		
Style Number	U.S. Price	
PJ930	\$2500	

## ēno Projector Mount



Standard Includes		Required to Specify
<ul style="list-style-type: none"> <li>• Peerless PSTA-600 universal wall mount</li> <li>• Mounting hardware</li> <li>• User manual</li> </ul>		Style number
Specification Information		
Style Number	U.S. Price	
PSTA600	\$500	



**For Canadian Pricing**  
Multiply U.S. Price by the  
Canadian price factor.  
► See page 1 for details.




## Wall Mount Extension Bracket for ēno Projector



Tip: Projector and ēno white-board should be ordered separately.

Standard Includes		Required to Specify
<ul style="list-style-type: none"> <li>Wall mount extension bracket for ēno projector kit</li> </ul>		Style number
Specification Information		
Style Number	U.S. Price	
ENOPROJKITEXT	\$240	

## ēno Play

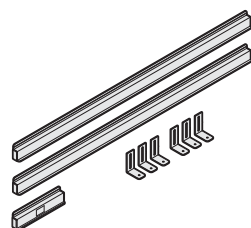


Tip: Installation kits must be ordered separately.

Tip: ēno Play with magnets is for use with demo product only.

Standard Includes		Required to Specify
<ul style="list-style-type: none"> <li>Need help? Product details, page 12</li> <li>40W amplifier with driver pack</li> <li>Power cord and adapters</li> <li>22 AWG connection wire</li> <li>Mounting bracket spacers</li> <li>Magnets, if selected</li> </ul>		Style number
Specification Information		
Style Number	U.S. Price	
<b>With Mounting Bracket</b>		
ENOPLAY140	\$646	
<b>With Magnets</b>		
ENOPLAY140M	\$646	

## ēno Play Installation Kit



Tip: The installation kit must be ordered in addition to ENOPLAY140 and only for ēno Flex 100 and ēno Flex 200.

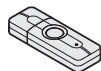
Standard Includes		Required to Specify
<ul style="list-style-type: none"> <li>Extended mounting brackets</li> <li>Hardware kit</li> </ul>		Style number
Specification Information		
Style Number	U.S. Price	
<b>For use with ēno Flex 100 and ēno Flex 200</b>		
ENOPLAYFLXKIT0	\$252	

## ēno Icon Strip



Standard Includes		Required to Specify	
<ul style="list-style-type: none"> <li>Icon strip for dot pattern A</li> </ul>		1 Style number 2 ēno board dot pattern (see below under Required Selections)	
Required Selections		U.S. Price	Required to Specify
<b>ēno Board Grid Pattern</b>	• Icon strip for dot pattern A	No cost	Specify <i>for dot pattern A.</i>
	• Icon strip for dot pattern B	No cost	Specify <i>for dot pattern B.</i>
	• Icon strip for dot pattern C	No cost	Specify <i>for dot pattern C.</i>
Specification Information			
Style Number	U.S. Price		
ENOAPPICONST	\$60		

## ēno Receiver



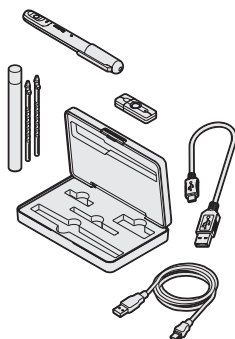
Standard Includes		Required to Specify
▶ Need help? Product details, page 10	• ẽno receiver	Style number
Specification Information		
• Style • Number	• U.S. • Price	
ENOREC01	\$102	

**For Canadian Pricing**

Multiply U.S. Price by the Canadian price factor.

▶ See page 1 for details.

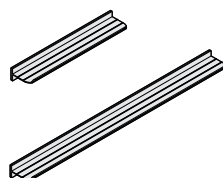
## ēno Stylus 601



Tip: Stylus kit includes ēno receiver and USB extender.

Standard Includes		Required to Specify
<p>► Need help? Product details, page 8</p>	• Bluetooth enabled stylus 601	Style number
	• Two replacement stylus tips	
	• One USB charging cable	
	• Case: black plastic	
	• ēno receiver, if stylus kit selected	
	• USB extender, if stylus kit selected	
Specification Information		
• Style • Number	• U.S. • Price	
<b>Stylus</b>		
<b>ENOSTYLUS601</b>	\$400	
<b>Stylus Kit</b>		
<b>ENOSTYKIT601</b>	\$500	

## Marker Trays

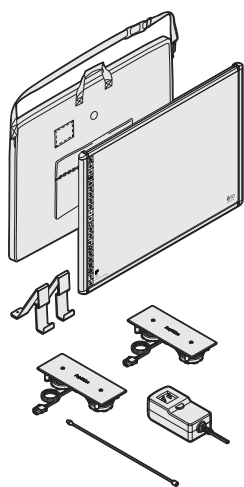


Standard Includes		Required to Specify
• Marker tray: anodized aluminum		Style number
Specification Information		
• Dimensions • W	• Style • Number	• U.S. • Price
12"	<b>MCR12</b>	\$55
24"	<b>MCR24</b>	\$74



**For Canadian Pricing**  
Multiply U.S. Price by the  
Canadian price factor.  
► See page 1 for details.

ēno Demo Kit






Tip: This product is for Steelcase dealers and re-sellers only. It is for demonstration purposes and is not intended to be sold to clients.

Standard Includes	Required to Specify
<ul style="list-style-type: none"><li>• Interactive whiteboard (ENO2210A)</li><li>• Magnetic table top stand: package of two (MS210)</li><li>• Travel bag (EC210)</li><li>• Magnetic ēno Play (ENOPLAY140M)</li><li>• Bluetooth enabled stylus 301</li><li>• Two replacement stylus tips</li><li>• One AAA battery</li><li>• Two replacement stylus tips</li><li>• ēno receiver</li><li>• USB extender</li><li>• Case: black plastic</li><li>• ēno icon strip</li><li>• ēno App</li><li>• RM Easitech Software</li></ul>	Style number

Specification Information	
•Style Number	•U.S. Price
•ENODEMOKIT	\$1550
•	•

  
**For Canadian Pricing**  
Multiply U.S. Price by the Canadian price factor.  
▶ See page 1 for details.

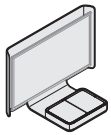
# Understanding and Specifying media:scape mini and mobile

	
<b>Statement of Line</b>	<b>22</b>
	
<b>Product Details</b>	
media:scape mini and mobile	<b>24</b>
media:scape mobile with HDVC	<b>26</b>
Dimensions—media:scape mini and mobile	<b>28</b>
	
<b>Specifying</b>	
media:scape mini	<b>29</b>
media:scape mobile	<b>30</b>
HDVC Kit	<b>31</b>

# Statement of Line

media:scape mini and mobile

## mini and mobile



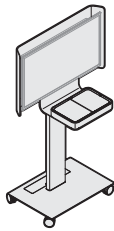
### mini

Understanding

▶ Page 24

Specifying

▶ Page 29



### mobile

Understanding

▶ Page 24

Specifying

▶ Page 30



# media:scape mini and mobile

**media:scape mini** can be placed on top of any surface to transform spaces into collaborative work environments, extending the media:scape experience to smaller, existing settings.

► Specifying, page 29

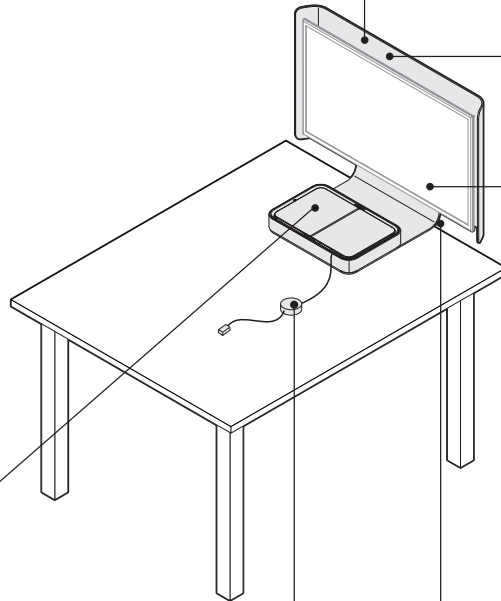
**media:scape mini** comes with four PUCKs available in VGA, HDMI, DisplayPort, and mini DisplayPort connectors.

► For media:scape PUCKs Understanding, see *Integrated Technologies Specification Guide*.

**media:scape mini** sets on the worksurfaces and does not require any attachments. For added security, mini can be bolted or locked to the worksurface.

**Media well** houses four power receptacles, a power button, PUCKs, and has a hinged cover.

**Weight of media:scape mini** is 90 lbs with the 40" shroud, and 94 lbs with the 42" shroud (monitor not included).



**Shroud** comes standard, and is easy to remove to provide access to technologies components.

**Monitor is** not included. media:scape mini has been optimized for 40" and 42" LED monitors. It has been designed to support specific Samsung and LG models. For recommendations, go to: [www.steelcase.com/mediascape](http://www.steelcase.com/mediascape).

**When using a 40" or 42" monitor that is not recommended by Steelcase**, utilize the included hardware kit for mounting which provides all necessary cables and hardware to be used with mini. Monitors should be multi-sync, with a horizontal frequency range of 31–80 kHz, a vertical frequency of 55–80 kHz, and detachable C13/C14 cords.

**The power cord on mini** extends 7' out the back of the base.

**PUCKs** (Personal User Control Key) enable the seamless flow of information between team members. PUCKs may be specified as VGA, HDMI, DisplayPort, or Mini DisplayPort.

► For media:scape PUCKs Understanding, see *Integrated Technologies Specification Guide*.



### media:scape mobile

allows users to apply media:scape in a diverse range of settings — from hospitality to education, business, and healthcare — wherever collaboration might occur.

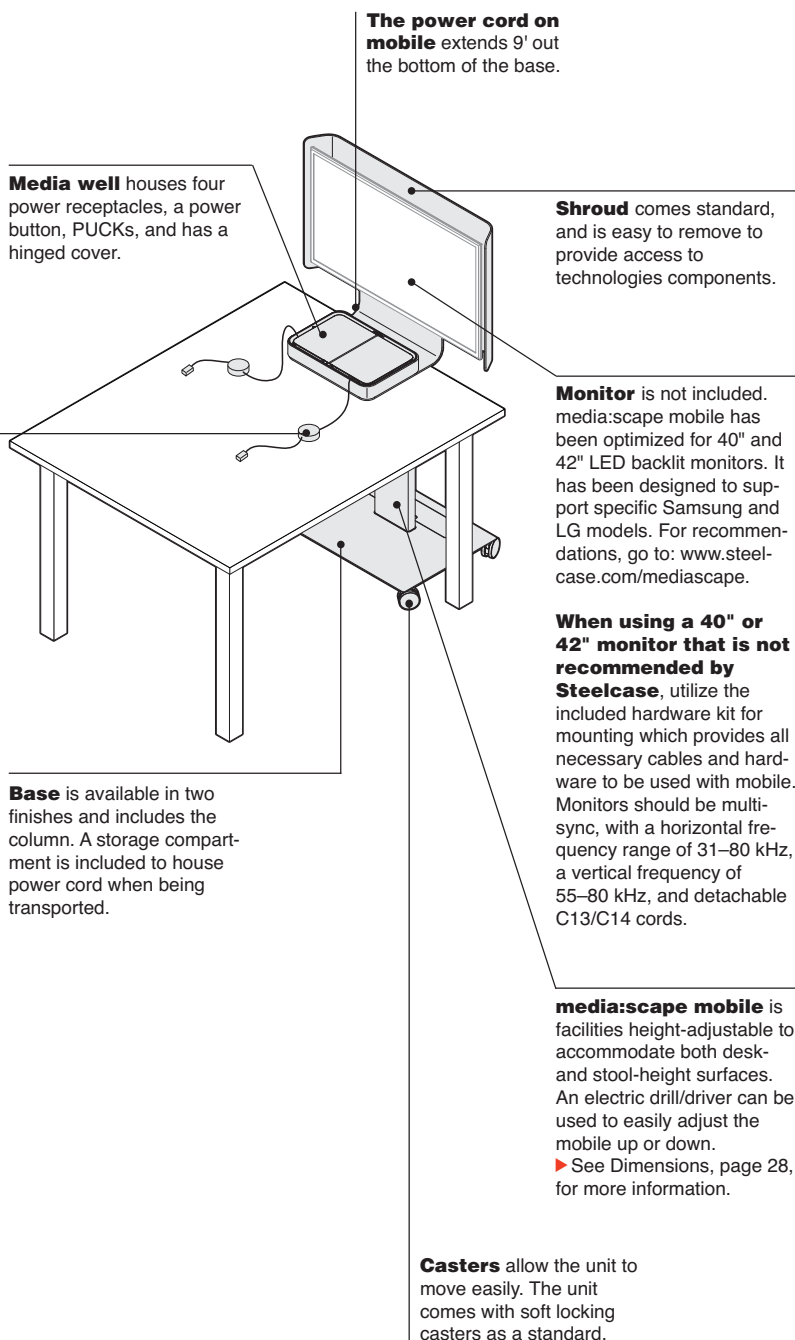
► Specifying, page 30

### media:scape mobile

can be wheeled up to any worksurface and should be placed with media well floating above the worksurface.

**PUCKs** (Personal User Control Key) enable the seamless flow of information between team members. PUCKs may be specified as VGA, HDMI, DisplayPort, or Mini DisplayPort.

► For media:scape PUCKs Understanding, see *Integrated Technologies Specification Guide*.



## Product Details

### Build-in security holes

allow media:scape mini and mobile monitors to be secured using Kensington lock.

### Steelcase Maintenance Agreement

#### media:scape mini and mobile

include a one year Steelcase maintenance agreement to provide an enhanced support system for media:scape settings with digital components. The maintenance agreement covers:

- software/firmware enhancements
- expedited shipping for hardware replacements
- prioritized technical support

### Maintenance agreement renewal options

are available for one, two, and three year periods.

► Specifying, page 34

## Power and Data

**Power** is included.

## Surface Materials

### Base

- Paint

### Shroud, bridge, and media well

- Paint to match base

# media:scape mobile with HDVC

**media:scape mobile** can host video conferencing solutions. The HDVC kit includes a CODEC case, top-mount and under-mount camera ledges, a HDMI cable, and a hardware package. Monitor and camera are not included.

► Specifying, page 30

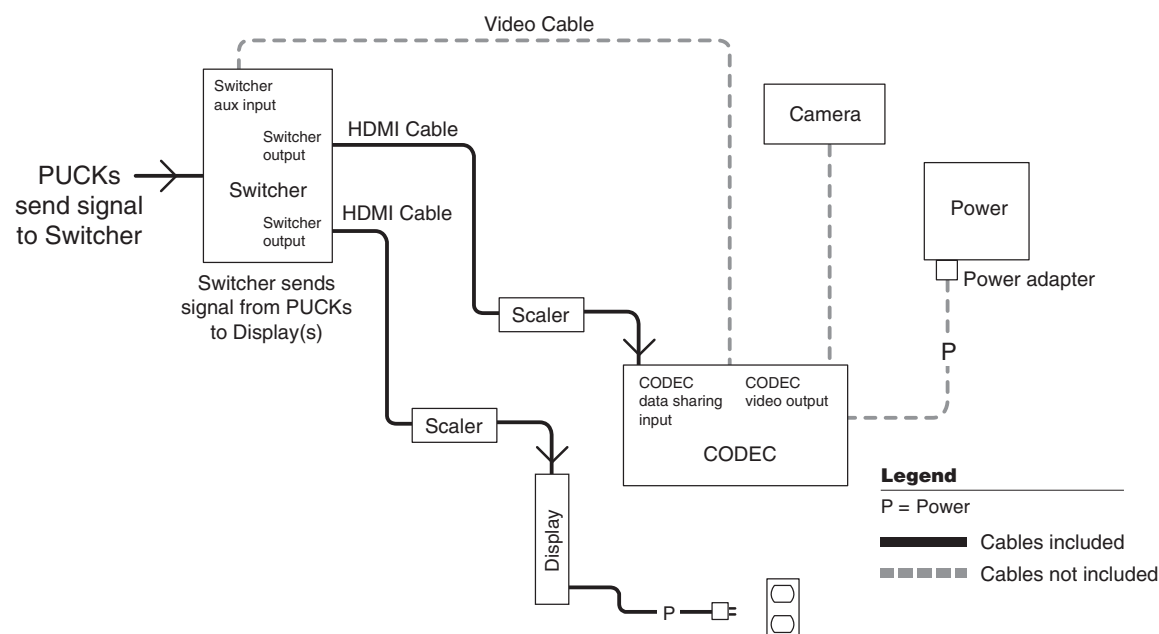
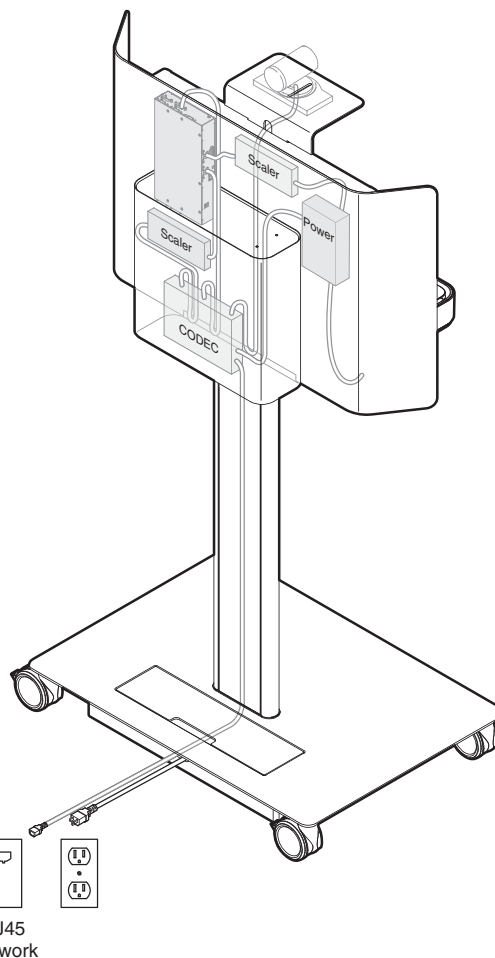
**The CODEC case** is designed for simplified installation of HDVC video-conferencing with media:scape mobile. The location of the CODEC case allows easy access to all necessary connections when the shroud is removed.

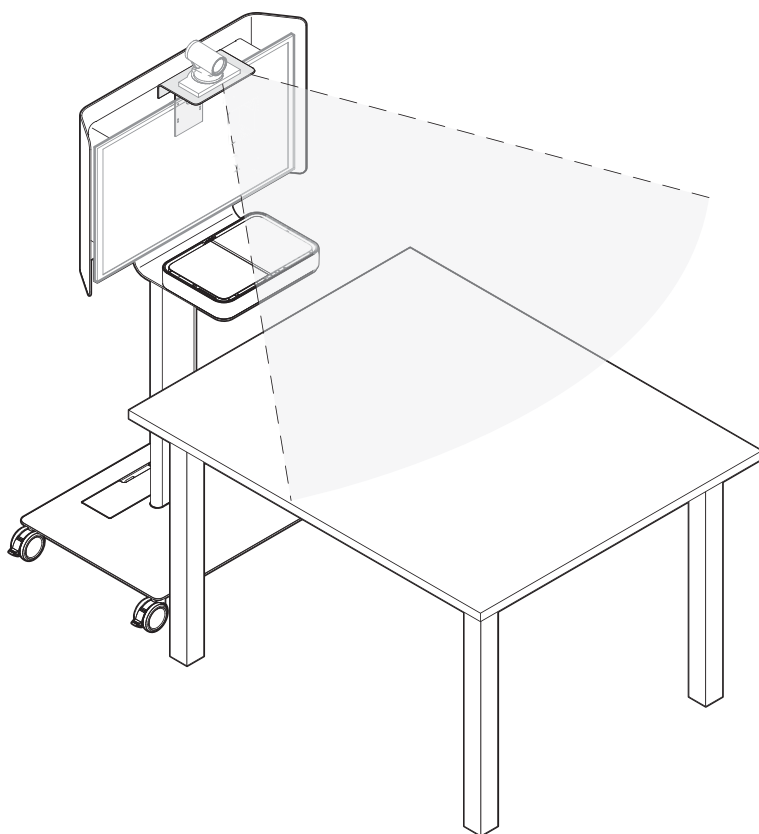
**The CODEC case** is 5¾" thick to accommodate most CODECs. The perforated cover lets heat dissipate from the CODEC and allows access to hardware for services.

*Tip: All CODECs may not fit. Check the dimensions of the CODEC before ordering CODEC case.*

## Actual Dimensions

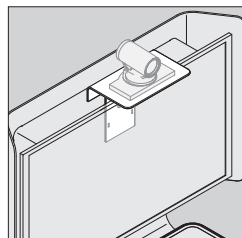
CODEC Case	Outer Dimensions	Inner Dimensions
Depth	5¾"	5⅛"
Width	17"	14⅜"
Height	16"	12⅜"



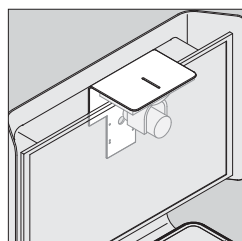


*Tip: Sight lines will vary based on camera, mounting position, and distance from participants.*

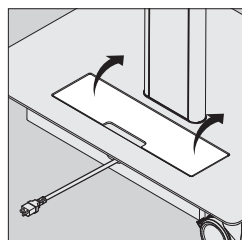
## Product Details



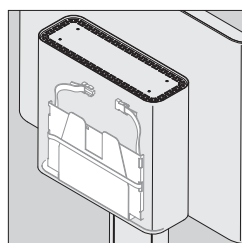
**Top-mount camera ledge** supports most industry standard HDVC cameras. Depth is 7" and width is 11 1/8".



**Under-mount camera ledge** accommodates most industry standard HDVC cameras. Depth is 8" and width is 11 1/8".



**Flip-up door in base** provides easy access to a power and data cables storage compartment.



**A tether buckle** is included to secure the CODEC. A Kensington lock is not included but recommended for security.

## Surface Materials

**HDVC kit**  
• Paint

# Dimensions

media:scape mini and mobile

## Actual Dimensions

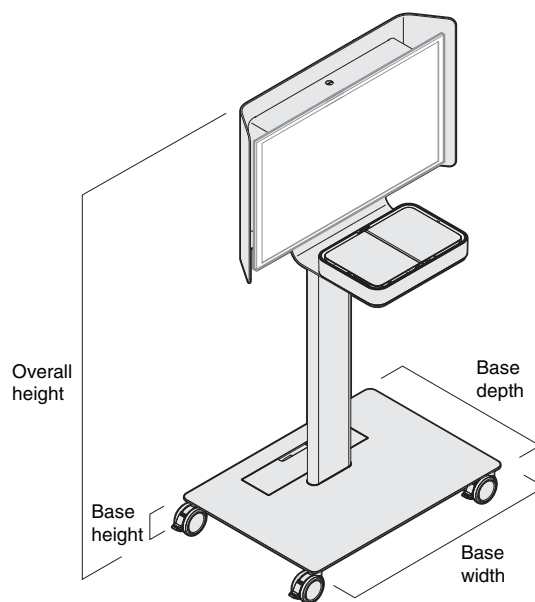
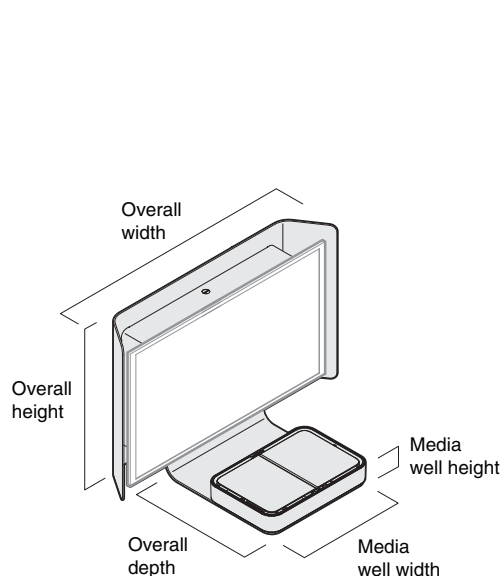
	40" mini	42" mini	40" mobile	42" mobile
Overall width	40"	43"	40"	43"
Overall height	28"	30½"	56½"–70½"	59"–73"
Overall depth	21"	21"	20"	20"
Overall interior width	37½"	40½"	37½"	40½"

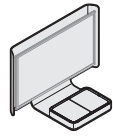
### Media well dimensions:

Width (all applications)	18¼"
Height (all applications)	3¾"

### Mobile only dimensions:

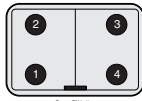
Base depth	26½"
Base width	36"
Base height	5"





Tip: Steelcase maintenance services (1 year) are reflected in the base price of the product.

Tip: When specifying mixed PUCKs, please use the image below as a guide:



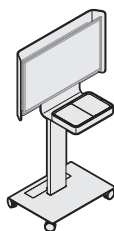
Standard Includes	Required to Specify
<ul style="list-style-type: none"> <li>▶ Need help? Product details, page 24</li> <li>• Shroud, bridge, and media well: paint</li> <li>• Four PUCKs</li> <li>• Monitor hardware kit</li> <li>• Steelcase maintenance services (1 year)</li> </ul>	<ol style="list-style-type: none"> <li>1 Style number</li> <li>2 Paint color number for shroud, bridge, and media well:                         <ul style="list-style-type: none"> <li>4140 Arctic White Gloss</li> <li>4803 Near Black Metallic</li> </ul> </li> <li>3 Maintenance services (see below under Required Selections)</li> <li>4 Shroud size (see below under Required Selections)</li> <li>5 PUCKs (see below under Required Selections)</li> </ol>

	Required Selections	U.S. Price	Required to Specify
<b>Maintenance Services</b>	<ul style="list-style-type: none"> <li>• Steelcase maintenance services (1 year)</li> </ul>	\$825 Included in U.S. Base Price	Specify with <i>Steelcase maintenance services (1 year)</i> .
<b>Shroud Size</b>	<ul style="list-style-type: none"> <li>• Shroud for 40" monitor</li> <li>• Shroud for 42" monitor</li> </ul>	No cost No cost	Specify with <i>shroud for 40" monitor</i> . Specify with <i>shroud for 42" monitor</i> .
<b>PUCKs</b>	<p><b>All PUCKs same type</b></p> <ul style="list-style-type: none"> <li>• VGA</li> <li>• HDMI</li> <li>• DisplayPort</li> <li>• Mini DisplayPort</li> </ul> <p><b>Mixed PUCK types</b></p> <ul style="list-style-type: none"> <li>• PUCK 1                             <ul style="list-style-type: none"> <li>- VGA</li> <li>- HDMI</li> <li>- DisplayPort</li> <li>- Mini DisplayPort</li> </ul> </li> <li>• PUCK 2                             <ul style="list-style-type: none"> <li>- VGA</li> <li>- HDMI</li> <li>- DisplayPort</li> <li>- Mini DisplayPort</li> </ul> </li> <li>• PUCK 3                             <ul style="list-style-type: none"> <li>- VGA</li> <li>- HDMI</li> <li>- DisplayPort</li> <li>- Mini DisplayPort</li> </ul> </li> <li>• PUCK 4                             <ul style="list-style-type: none"> <li>- VGA</li> <li>- HDMI</li> <li>- DisplayPort</li> <li>- Mini DisplayPort</li> </ul> </li> </ul>	No cost No cost No cost No cost  No cost No cost No cost No cost  No cost No cost No cost No cost  No cost No cost No cost No cost	Specify with <i>VGA PUCKs</i> . Specify with <i>HDMI PUCKs</i> . Specify with <i>DisplayPort PUCKs</i> . Specify with <i>Mini DisplayPort PUCKs</i> .  Specify with <i>VGA PUCK</i> . Specify with <i>HDMI PUCK</i> . Specify with <i>DisplayPort PUCK</i> . Specify with <i>Mini DisplayPort PUCK</i> .  Specify with <i>VGA PUCK</i> . Specify with <i>HDMI PUCK</i> . Specify with <i>DisplayPort PUCK</i> . Specify with <i>Mini DisplayPort PUCK</i> .  Specify with <i>VGA PUCK</i> . Specify with <i>HDMI PUCK</i> . Specify with <i>DisplayPort PUCK</i> . Specify with <i>Mini DisplayPort PUCK</i> .

Specification Information			
Dimensions D W	Style Number	U.S. Base Price (with Maintenance Services)	
21" 40"	MO2MINIA	\$11,438	

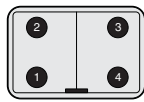
**For Canadian Pricing**  
Multiply U.S. Price by the Canadian price factor.  
▶ See page 1 for details.

# media:scape mobile



*Tip: Steelcase maintenance services (1 year) are reflected in the base price of the product.*

*Tip: When specifying mixed PUCKs, please use the image below as a guide:*



Standard Includes	Required to Specify
<ul style="list-style-type: none"> <li>▶ Need help? Product details, page 24</li> <li>• Base, shroud, bridge, and media well: paint</li> <li>• Four PUCKs</li> <li>• 3"-diameter soft casters: grey with black edge only</li> <li>• Monitor hardware kit</li> <li>• Steelcase maintenance services (1 year)</li> </ul>	<ol style="list-style-type: none"> <li>1 Style number</li> <li>2 Paint color number for base, shroud, bridge, and media well:               <ul style="list-style-type: none"> <li>4140 Arctic White Gloss</li> <li>4803 Near Black Metallic</li> </ul> </li> <li>3 Maintenance services (see below under Required Selections)</li> <li>4 Shroud size (see below under Required Selections)</li> <li>5 PUCKs (see below under Required Selections)</li> <li>6 Options, if selected (see below)</li> </ol>

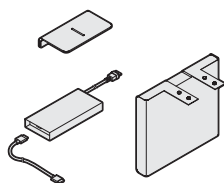
	Required Selections	U.S. Price	Required to Specify
<b>Maintenance Services</b>	<ul style="list-style-type: none"> <li>• Steelcase maintenance services (1 year)</li> </ul>	\$825 Included in U.S. Base Price	Specify with <i>Steelcase maintenance services (1 year)</i> .
<b>Shroud Size</b>	<ul style="list-style-type: none"> <li>• Shroud for 40" monitor</li> <li>• Shroud for 42" monitor</li> </ul>	No cost No cost	Specify with <i>shroud for 40" monitor</i> . Specify with <i>shroud for 42" monitor</i> .
<b>PUCKs</b>	<b>All PUCKs same type</b> <ul style="list-style-type: none"> <li>• VGA No cost Specify with <i>VGA PUCKs</i>.</li> <li>• HDMI No cost Specify with <i>HDMI PUCKs</i>.</li> <li>• DisplayPort No cost Specify with <i>DisplayPort PUCKs</i>.</li> <li>• Mini DisplayPort No cost Specify with <i>Mini DisplayPort PUCKs</i>.</li> </ul>		
	<b>Mixed PUCK types</b> <ul style="list-style-type: none"> <li>• PUCK 1               <ul style="list-style-type: none"> <li>- VGA No cost Specify with <i>VGA PUCK</i>.</li> <li>- HDMI No cost Specify with <i>HDMI PUCK</i>.</li> <li>- DisplayPort No cost Specify with <i>DisplayPort PUCK</i>.</li> <li>- Mini DisplayPort No cost Specify with <i>Mini DisplayPort PUCK</i>.</li> </ul> </li> <li>• PUCK 2               <ul style="list-style-type: none"> <li>- VGA No cost Specify with <i>VGA PUCK</i>.</li> <li>- HDMI No cost Specify with <i>HDMI PUCK</i>.</li> <li>- DisplayPort No cost Specify with <i>DisplayPort PUCK</i>.</li> <li>- Mini DisplayPort No cost Specify with <i>Mini DisplayPort PUCK</i>.</li> </ul> </li> <li>• PUCK 3               <ul style="list-style-type: none"> <li>- VGA No cost Specify with <i>VGA PUCK</i>.</li> <li>- HDMI No cost Specify with <i>HDMI PUCK</i>.</li> <li>- DisplayPort No cost Specify with <i>DisplayPort PUCK</i>.</li> <li>- Mini DisplayPort No cost Specify with <i>Mini DisplayPort PUCK</i>.</li> </ul> </li> <li>• PUCK 4               <ul style="list-style-type: none"> <li>- VGA No cost Specify with <i>VGA PUCK</i>.</li> <li>- HDMI No cost Specify with <i>HDMI PUCK</i>.</li> <li>- DisplayPort No cost Specify with <i>DisplayPort PUCK</i>.</li> <li>- Mini DisplayPort No cost Specify with <i>Mini DisplayPort PUCK</i>.</li> </ul> </li> </ul>		

	Options	U.S. Price	Required to Specify
<b>HDVC</b>	<ul style="list-style-type: none"> <li>• HDVC kit</li> </ul>	+\$1428	Specify with <i>HDVC kit</i> .

Specification Information			
Dimensions	Style Number	U.S. Base Price	
D W		(with Maintenance Services)	
20" 40" 56½" – 70½"	<b>M02MOBILEA</b>	\$15,008	



**For Canadian Pricing**  
Multiply U.S. Price by the Canadian price factor.  
▶ See page 1 for details.



Standard Includes		Required to Specify
▶ Need help? Product details, page 26	<ul style="list-style-type: none"><li>• Top-mount camera ledge</li><li>• Under-mount camera ledge</li><li>• CODEC case</li><li>• HDMI cable</li><li>• Hardware package</li></ul>	1 Style number 2 Paint color number: 4140 Arctic White Gloss 4803 Near Black Metallic

Specification Information	
• Style • Number	• U.S. • Price
M02MOBILEHK	\$1428
•	•

media:scape mini  
and mobile

  
**For Canadian Pricing**  
Multiply U.S. Price by the  
Canadian price factor.  
▶ See page 1 for details.





---

# Resources

<b>Maintenance Agreement Renewals</b>	<b>34</b>
<b>Style Number Index</b>	<b>36</b>

# Maintenance Agreement Renewals

## About Maintenance Agreement Renewals

Steelcase maintenance agreement renewals provide an extension of our enhanced support system that features software/firmware enhancements, expedited shipping for hardware replacements, and prioritized technical support.

## Renewal Lengths and Bundling Option

Maintenance agreement renewals are available for 1, 2, and 3 year terms.

Customers with multiple maintenance agreements will be able to bundle some or all of their applicable Steelcase technology products into a single maintenance agreement.

## How to Order

Maintenance agreement renewals follow a special ordering process that requires a customer specific quote generated by Steelcase. Please contact [MAAs@steelcase.com](mailto:MAAs@steelcase.com) for complete renewal process information or with any questions.

*Tip: When selecting the 2 year renewal option, the list price is 15% less per year compared to the base price. When selecting the 3 year renewal option, the list price is 30% less per year compared to the base price.*

		• 1 year Renewal	• 2 year Renewal	• 3 year Renewal
Pricing				
media:scape tables Maintenance Agreement Renewal	MTMTNC	\$1650	\$2805	\$3465
media:scape mini and mobile Maintenance Agreement Renewal	MMMTNC	\$ 825	\$1403	\$1733
media:scape Virtual PUCK Maintenance Agreement Renewal	MSVPKMTNC	\$ 450	\$ 765	\$ 945
FlexFrame with media:scape Maintenance Agreement Renewal	FFDDMTNC	\$ 825	\$1403	\$1733
FrameOne with media:scape Maintenance Agreement Renewal	FMMTNC	\$1650	\$2805	\$3465
Coalesse Exponents media board with media:scape Maintenance Agreement Renewal	COC1MBWMSMTNC	\$ 825	\$1403	\$1733
		:	:	:



### For Canadian Pricing

Multiply U.S. Price by the Canadian price factor.

► See page 1 for details.



# Style Number Index

Style Number	Page	Description
<b>ENO2610A</b>	13	ēno Classic Interactive Whiteboard
<b>ENO2610B</b>	13	ēno Classic Interactive Whiteboard
<b>ENO2610C</b>	13	ēno Classic Interactive Whiteboard
<b>ENO2810A</b>	13	ēno Classic Interactive Whiteboard
<b>ENO2810B</b>	13	ēno Classic Interactive Whiteboard
<b>ENO2810C</b>	13	ēno Classic Interactive Whiteboard
<b>ENOAPPICONST</b>	18	ēno Icon Strip
<b>ENOCCLICK2650A</b>	14	ēno Click Interactive Whiteboard
<b>ENOCCLICK2650B</b>	14	ēno Click Interactive Whiteboard
<b>ENOCCLICK2650C</b>	14	ēno Click Interactive Whiteboard
<b>ENOCCLICK2850A</b>	14	ēno Click Interactive Whiteboard
<b>ENOCCLICK2850B</b>	14	ēno Click Interactive Whiteboard
<b>ENOCCLICK2850C</b>	14	ēno Click Interactive Whiteboard
<b>ENODEMOKIT</b>	20	ēno Demo Kit
<b>ENOFLEX686</b>	15	ēno Flex Interactive Whiteboard
<b>ENOFLEXA100</b>	15	ēno Flex Interactive Whiteboard
<b>ENOFLEXA200</b>	15	ēno Flex Interactive Whiteboard
<b>ENOFLEXAB280</b>	15	ēno Whiteboard w/Pattern A and Pattern B
<b>ENOPLAY140</b>	17	ēno Play
<b>ENOPLAY140M</b>	17	ēno Play
<b>ENOPLAYFLXKIT0</b>	17	ēno Play Installation Kit
<b>ENOPROJKIT</b>	16	ēno Projector Kit
<b>ENOPROJKITEXT</b>	17	Wall Mount Ext Bracket, ēno Projector
<b>ENOREC01</b>	18	ēno Receiver
<b>ENOSTYKIT601</b>	19	ēno Stylus 601
<b>ENOSTYLUS601</b>	19	ēno Stylus 601
<b>M02MINIA</b>	29	media:scape mini
<b>M02MOBILEA</b>	30	media:scape mobile
<b>M02MOBILEHK</b>	31	HDVC Kit
<b>MCR12</b>	19	Tray-Magnetic, Marker
<b>MCR24</b>	19	Tray-Magnetic, Marker
<b>MMMTNC</b>	34	Maintenance Agreement Renewal
<b>PJ930</b>	16	ēno Projector
<b>PSTA600</b>	16	ēno Projector Mount



# Trademark List

- ® The following are registered trademarks for products of Steelcase Inc. or one of its related corporate entities: 4 o'clock, 900 Series, à la carte, Airtouch, Ally, Amia, Answer, Archipelago, Avenir, Ballet, Bix, Brayton International, Cachet, Canopy, Canto, Chancellor, Coalesse, Confidante, Context, Convene, CopyCam, Criterion, Crushed Can, Currency, dash, Designtex, Details, Detour, Drive, Elective Elements, Ellipse, Ember Chrome, Emerge, E-Table 2, FYI, Garland, Gentry, Ginkgo Biloba, Groupwork, Ideo, Jacket, Jenny, Jersey, Kart, Kick, LaCosta, Leap, Let's B, LiveBack, Max-Stacker, media:scape, Metro, Migrations, Mitra, Montage, Nurture, Oriana, Parade, Pathways, PCT, Permiso, Player, PolyVision, Portal, Power Pincher, Progeny, Protégé, R2, Rally, Relevant, Reply, Rizzi Arc, Sensor, Series 9000, Siento, Sieste, Sine, Softcare, Springboard, Steelcase, Steelcase Design Partnership, Stella, Stow Davis, Swathmore, TeamWork, Technique, Texpress, Think, Thunder, Topo, Train, Turnstone, Underline, Unison, Vecta, Viridian, Walden, Werndl, and X-Stack.
- ® The following registered trademarks are under license from AWI Licensing Company, Dover, DE: SoundScapes, DuraBrite, BioBlock, and Armstrong.
- ® The following registered trademarks are under license from Byrne Electrical, Rockford, MI: Interport, Mini-Port, Axil Z, and Ellora.
- ® The following is a registered trademark of DuPont, Wilmington, DE: Corian.
- ® The following is a registered trademark of Genlyte Thomas Company, Louisville, KY: Lightolier.
- ® The following is a registered trademark of Hilti Corporation, FL-9494 Schaan, Principality of Liechtenstein: Hilti.
- ® The following is a registered trademark of Leviton Manufacturing Company, Little Neck, NY: Decora.
- ® The following is a registered trademark of Mechanical Plastics Corp, Elmsford, NY: Toggler.
- ® The following is a registered trademark of Microsoft Corporation, Redmond, WA: Microsoft.
- ® The following is a registered trademark of Panduit Corporation, Lockport, IL: Panduit.
- ® The following is a registered trademark of Trav (Press), Cuneo, Italy: Assisa.
- ® The following is a registered trademark of Virtual Ink, Boston, MA: mimioActive.
- ® The following registered trademarks are under license from Wilkhahn Furniture Products: Avera, Senzo, Versal, and Wilkhahn FS.
- ® The following is a registered trademark of Wilsonart International, Temple, TX: Chemsurf.

- ® The following is a registered trademark of Wiremold, West Hartford, CT: Wiremold.
- ® The following is a registered trademark of EMU Group S.P.A., Perugia, Italy: Emu.
- ™ The following are trademarks for products of Steelcase Inc. or one of its related corporate entities: Access, Active/Passive Shelf, Ainsley, Akira, Alcove, Alerion, alight, Amaris, American Elect, American Tradition, ap40, Arbor, Arriva, Asana, Ascot, Aspekt, Astor, Await, Bira, Bivi, Bottomline, Brook, Buoy, Burton, c:scape, Calla, Calm, Camber, Campfire, Capa, Cappuccino, Cesar, Chester, Chord, Circa, Clarendon, Classic Rectangular, cobi, Collaboration, Community, Company, Convey, Cortex, Coupe, Crea, Crew, Cura, Cypress, Davenport, Dearborn, Deck, Déjà, Denizen, Denska, Derby, Divisio, Donovan, Dune, Duo, e³, e³ ceramicsteel, e³ environmental ceramicsteel, Echo, Edge, Elsna, Empath, Empress, Enea, ño, EnSync, Enviro, Escapade, Exchange, Exponents, Field, Flat Top, FlexFrame, Flip Top, Flute, Folio, FrameOne, FreeFlow, Frontier, Galilei, Gesture, Ginger, Ginkgo, Go Wall, Grip, Groove, Hatchback, Hawthorne, Hitch, Host Collection, Hosu, Huddleboard, i2i, Impact, Indy, InfoLink, IOS, I-Solve, Jack, Jarrah, Jetty, Juice, Kami, Kast, Kathryn, Lagunitas, Lark, L'Attitude, LearnLab, Leela, Lincoln, Linden, LiveSeat, Loria, Lyric, Malibu, Malibu Too, Mansfield, Marathon, Martini, Mason, Masque, Millbrae, Mineral, Mingle, Mystic, Mystic Metal, Mystic Wood, Montreal, Move, Nadia, Neighbor, nesso, Nickel, Nikko, Nod, Node, Norfolk, Ontrak, Oom, Opus, Orchid, Outlook Collection, Ovation, Paloma, Paperflo, Parliament, Pasio, Passerelle, Patriarch, Payback, Peek, Pile File, Pisa, Pool, PUCK, QiVi, Quba, Rave, Reed, Regard, Relay, Reunion, Ripple, Riser, Rocco, Rocky, RoomWizard, Runner, Satellite, Sawyer, ScapeSeries, Senti, Sentinel, Senza, Sequoia, Session, ShareLink, Shield, Shortcut, Sidewalk, Skylar, Slumber, Smoke, Snug, Soft Leaf, Sonata, Sorrel, SOTO, Stationkits, Stiletto, Surprise!, Switch, Symphony, Sync, TagWizard, Tava, TeamStudio, TeamTheater, Tenaro, Terrazzo, Theorem, Thread, Topaz, Touchdown, Tour, Tower Too, Trees, Trillium, Trolley, tX2, U-Free, Uno, V.I.A., Verb, Verge, Victor2, Visalia, Waldorf, Woodruff, Workspring, and X-tenz.
- ™ The following is a trademark of Microsoft Corporation, Redmond, WA: Windows.
- ™ The following is a trademark of Rodman Industries, Inc., Oconomowoc, WI: ResinCore1.
- ™ The following is a trademark of Ultrafabrics, LLC, Elmsford, NY: Ultraleather.
- ™ The following trademarks are under license from Wilkhahn Furniture products: Cana, Linus, Logon, Picto, Range, Stitz, Thema, Timetable, and Tubis.
- ™ The following is a trademark of MBDC, Charlottesville, VA: Cradle to Cradle and C2C.

- ™ The following trademarks are under license from Walter Knoll: Andoo, Bob, Lazlo, Lox, Ribbon, and Together.
  - ™ The following trademarks are under license from PP Möbler: Bar and Flag Halyard.
  - ™ The following trademarks are under license from Viccarbe: Davos, Holy Day, Last Minute, RS, and Wrapp.
  - ™ The following trademarks are under license from Carl Hansen: Elbow, Paddle, Shell, Wing, and Wishbone.
  - ™ The following trademarks are under license from Cambridge Sound Management, LLC, Cambridge, MA: QtPro Soundmasking, Qt Quiet Technology, and Sonet Qt.
  - ™ The following is a trademark of Electri-Cable Assemblies, Shelton, CT: Interact.
- Trademarks used here in are the property of Steelcase, Inc. or of their respective owners.*